







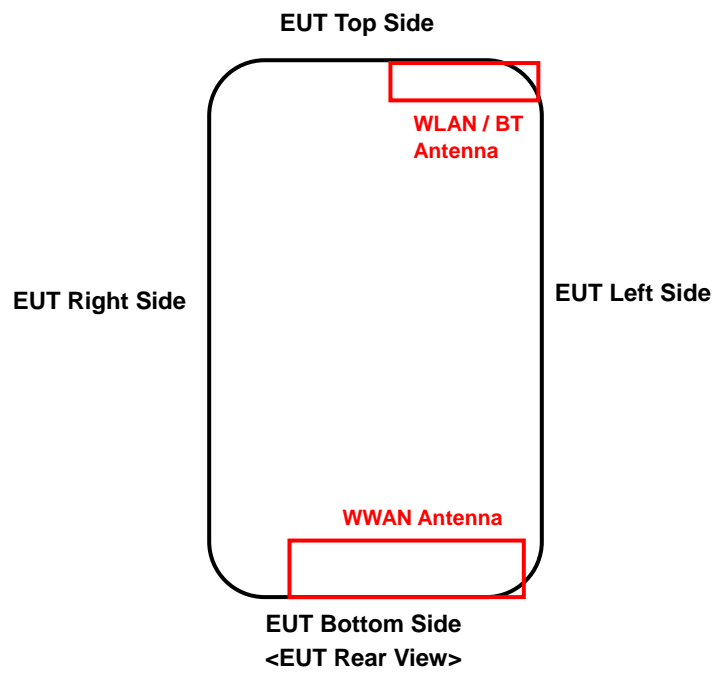
## Appendix D. Photographs of EUT and Setup

# FCC SAR Test Report

## <Photographs of EUT>



<Antenna Location>

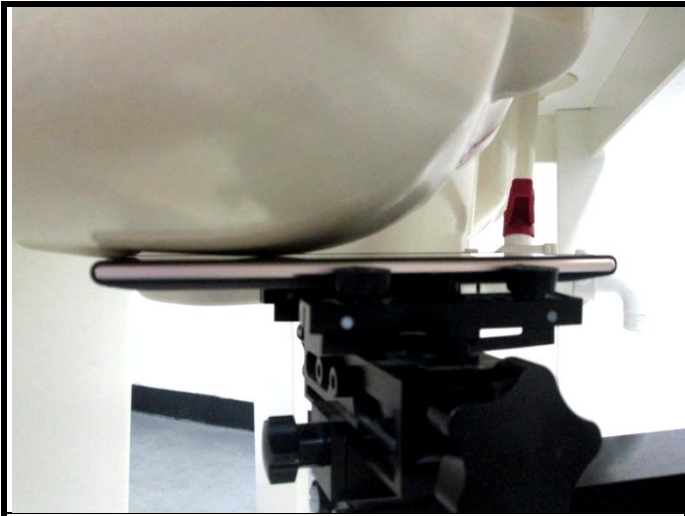


The separation distance for antenna to edge:


Antenna	To Top Side (mm)	To Bottom Side (mm)	To Left Side (mm)	To Right Side (mm)
WWAN	140	0	6	26
WLAN / BT	0	136	0	57

# FCC SAR Test Report


## <Photographs of SAR Setup>



Right Cheek



Right Tilted








Left Cheek



Left Tilted

# FCC SAR Test Report

	
<p>Front Face of EUT with 1.0 cm Gap</p>	<p>Rear Face of EUT with 1.0 cm Gap</p>
	
<p>Left Side of EUT with 1.0 cm Gap</p>	<p>Top Side of EUT with 1.0 cm Gap</p>
	
<p>Bottom Side of EUT with 1.0 cm Gap</p>	