



**SGS-CSTC Standards Technical Services Co., Ltd.  
Shenzhen Branch**

No. 1 Workshop, M-10, Middle section, Science & Technology Park,  
Shenzhen, Guangdong, China 518057

Telephone: +86 (0) 755 2601 2053  
Fax: +86 (0) 755 2671 0594  
Email: ee.shenzhen@sgs.com

Report No.: SZEM180500378401  
Page: 1 of 12

## **TEST REPORT**

**Application No.:** SZEM1805003784CR  
**Applicant:** SHENZHEN DNS INDUSTRIES CO., LTD.  
**Address of Applicant:** 23/F Building A, Shenzhen International Innovation Center, No.1006  
Shennan Road, Futian, Shenzhen, China  
**Manufacturer:** SHENZHEN DNS INDUSTRIES CO., LTD.  
**Address of Manufacturer:** 23/F Building A, Shenzhen International Innovation Center, No.1006  
Shennan Road, Futian, Shenzhen, China  
**Factory:** HUIZHOU D&S CABLE CO., LTD.  
**Address of Factory:** LONGJIN DONGJIANG INDUSTRY ZONE, SHUIKOU, HUICHENG,  
HUIZHOU, GUANGDONG, CHINA

**Equipment Under Test (EUT):**

**EUT Name:** WIRELESS CAR CHARGER  
**Model No.:** AC67F1  
**Trade mark:** DNS, omars, novoo  
**FCC ID:** ZBCAC67F1  
**Standard(s) :** 47 CFR Part 18  
**Date of Receipt:** 2018-05-14  
**Date of Test:** 2018-05-16 to 2018-05-17  
**Date of Issue:** 2018-05-22

<b>Test Result:</b>	<b>Pass*</b>
---------------------	--------------

\* In the configuration tested, the EUT complied with the standards specified above.



Keny Xu  
EMC Laboratory Manager

The manufacturer should ensure that all products in series production are in conformity with the product sample detailed in this report. If the product in this report is used in any configuration other than that detailed in the report, the manufacturer must ensure the new system complies with all relevant standards. Any mention of SGS International Electrical Approvals or testing done by SGS International Electrical Approvals in connection with, distribution or use of the product described in this report must be approved by SGS International Electrical Approvals in writing.

This document is issued by the Company subject to its General Conditions of Service printed overleaf, available on request or accessible at <http://www.sgs.com/en/Terms-and-Conditions.aspx> and, for electronic format documents, subject to Terms and Conditions for Electronic Documents at <http://www.sgs.com/en/Terms-and-Conditions/Terms-e-Documents.aspx>. Attention is drawn to the limitation of liability, indemnification and jurisdiction issues defined therein. Any holder of this document is advised that information contained hereon reflects the Company's findings at the time of its intervention only and within the limits of Client's instructions, if any. The Company's sole responsibility is to its Client and this document does not exonerate parties to a transaction from exercising all their rights and obligations under the transaction documents. This document cannot be reproduced except in full, without prior written approval of the Company. Any unauthorized alteration, forgery or falsification of the content or appearance of this document is unlawful and offenders may be prosecuted to the fullest extent of the law. Unless otherwise stated the results shown in this test report refer only to the sample(s) tested and such sample(s) are retained for 30 days only.



<i>Revision Record</i>				
<i>Version</i>	<i>Chapter</i>	<i>Date</i>	<i>Modifier</i>	<i>Remark</i>
01		2018-05-22		Original

Authorized for issue by:			
			
	<hr/>		
	Peter Geng /Project Engineer		
			
	<hr/>		
	Eric Fu /Reviewer		



## 2 Test Summary

Radio Spectrum Matter Part				
Item	Standard	Method	Requirement	Result
Radiated emission	47 CFR Part 18	FCC MP-5	Part 18.305	Pass



### 3 Contents

	Page
<b>1 COVER PAGE</b> .....	<b>1</b>
<b>2 TEST SUMMARY</b> .....	<b>3</b>
<b>3 CONTENTS</b> .....	<b>4</b>
<b>4 GENERAL INFORMATION</b> .....	<b>5</b>
4.1 DETAILS OF E.U.T. ....	5
4.2 DESCRIPTION OF SUPPORT UNITS .....	5
4.3 MEASUREMENT UNCERTAINTY .....	5
4.4 TEST LOCATION.....	6
4.5 TEST FACILITY.....	6
4.6 DEVIATION FROM STANDARDS.....	6
4.7 ABNORMALITIES FROM STANDARD CONDITIONS .....	6
<b>5 EQUIPMENT LIST</b> .....	<b>7</b>
<b>6 RADIO SPECTRUM MATTER TEST RESULTS</b> .....	<b>8</b>
6.1 RADIATED EMISSION .....	8
6.1.1 <i>E.U.T. Operation</i> .....	9
6.1.2 <i>Test Setup Diagram</i> .....	9
6.1.3 <i>Measurement Procedure and Data</i> .....	9
<b>7 PHOTOGRAPHS</b> .....	<b>12</b>
7.1 TEST SETUP .....	12
7.2 EUT CONSTRUCTIONAL DETAILS (EUT PHOTOS).....	12

## 4 General Information

### 4.1 Details of E.U.T.

Power supply:	Input: DC 5V/2A Output: DC 5V/1A Max 5W
Modulation type:	Load modulation
Antenna type:	Inductive Loop Coil Antenna
Operation frequency:	110.58-180.29 kHz

### 4.2 Description of Support Units

Description	Manufacturer	Model No.	Serial No.
DC power	ZHAOXIN	RXN-305D	REF. No.: SEA2700
Type-C Cable	SGS	N/A	REF. No.: SEA0705
E-loading	Provided by client	N/A	DC 5V/1A

### 4.3 Measurement Uncertainty

No.	Item	Measurement Uncertainty
1	Radio Frequency	7.25 x 10 <sup>-8</sup>
2	Duty cycle	0.37%
3	Occupied Bandwidth	3%
4	RF conducted power	0.75dB
5	RF power density	2.84dB
6	Conducted Spurious emissions	0.75dB
7	RF Radiated power	4.5dB (below 1GHz)
		4.8dB (above 1GHz)
8	Radiated Spurious emission test	4.5dB (Below 1GHz)
		4.8dB (Above 1GHz)
9	Temperature test	1 °C
10	Humidity test	3%
11	Supply voltages	1.5%
12	Time	3%



#### **4.4 Test Location**

All tests were performed at:

SGS-CSTC Standards Technical Services Co., Ltd., Shenzhen Branch

No. 1 Workshop, M-10, Middle Section, Science & Technology Park, Shenzhen, Guangdong, China.  
518057.

Tel: +86 755 2601 2053 Fax: +86 755 2671 0594

No tests were sub-contracted.

#### **4.5 Test Facility**

The test facility is recognized, certified, or accredited by the following organizations:

- **CNAS (No. CNAS L2929)**

CNAS has accredited SGS-CSTC Standards Technical Services Co., Ltd. Shenzhen Branch EMC Lab to ISO/IEC 17025:2005 General Requirements for the Competence of Testing and Calibration Laboratories (CNAS-CL01 Accreditation Criteria for the Competence of Testing and Calibration Laboratories) for the competence in the field of testing.

- **A2LA (Certificate No. 3816.01)**

SGS-CSTC Standards Technical Services Co., Ltd., Shenzhen EMC Laboratory is accredited by the American Association for Laboratory Accreditation(A2LA). Certificate No. 3816.01.

- **VCCI**

The 3m Fully-anechoic chamber for above 1GHz, 10m Semi-anechoic chamber for below 1GHz, Shielded Room for Mains Port Conducted Interference Measurement and Telecommunication Port Conducted Interference Measurement of SGS-CSTC Standards Technical Services Co., Ltd. have been registered in accordance with the Regulations for Voluntary Control Measures with Registration No.: G-20026, R-14188, C-12383 and T-11153 respectively.

- **FCC –Designation Number: CN1178**

SGS-CSTC Standards Technical Services Co., Ltd., Shenzhen EMC Laboratory has been recognized as an accredited testing laboratory.

Designation Number: CN1178. Test Firm Registration Number: 406779.

- **Industry Canada (IC)**

Two 3m Semi-anechoic chambers and the 10m Semi-anechoic chamber of SGS-CSTC Standards Technical Services Co., Ltd. Shenzhen Branch EMC Lab have been registered by Certification and Engineering Bureau of Industry Canada for radio equipment testing with Registration No.: 4620C-1, 4620C-2, 4620C-3.

#### **4.6 Deviation from Standards**

None

#### **4.7 Abnormalities from Standard Conditions**

None

## 5 Equipment List

<b>Radiated emission</b>					
<b>Equipment</b>	<b>Manufacturer</b>	<b>Model No</b>	<b>Inventory No</b>	<b>Cal Date</b>	<b>Cal Due Date</b>
10m Semi-Anechoic Chamber	SAEMC	FSAC1018	SEM001-03	2018-03-31	2021-03-30
Measurement Software	AUDIX	e3 V8.2014-6-27	N/A	N/A	N/A
Coaxial Cable	SGS	N/A	SEM029-01	2017-07-13	2018-07-12
EMI Test Receiver (9kHz-3GHz)	Rohde & Schwarz	ESR	SEM004-03	2018-04-02	2019-04-01
Trilog-Broadband Antenna(30MHz-1GHz)	Schwarzbeck	VULB9168	SEM003-18	2016-01-26	2019-01-25
Pre-amplifier	Sonoma Instrument Co	310N	SEM005-04	2018-04-13	2019-04-12
Active Loop Antenna	ETS-Lindgren	6502	SEM003-08	2017-08-22	2020-08-21

<b>General used equipment</b>					
<b>Equipment</b>	<b>Manufacturer</b>	<b>Model No</b>	<b>Inventory No</b>	<b>Cal Date</b>	<b>Cal Due Date</b>
Humidity/ Temperature Indicator	Shanghai Meteorological Industry Factory	ZJ1-2B	SEM002-03	2017-09-29	2018-09-28
Humidity/ Temperature Indicator	Shanghai Meteorological Industry Factory	ZJ1-2B	SEM002-04	2017-09-29	2018-09-28
Humidity/ Temperature Indicator	Mingle	N/A	SEM002-08	2017-09-29	2018-09-28
Barometer	Changchun Meteorological Industry Factory	DYM3	SEM002-01	2018-04-08	2019-04-07

## 6 Radio Spectrum Matter Test Results

### 6.1 Radiated emission

Test Requirement Part 18.305  
Test Method: FCC MP-5  
Measurement Distance: 3m  
Limit:

(b) The field strength levels of emissions which lie outside the bands specified in §18.301, unless otherwise indicated, shall not exceed the following:

Equipment	Operating frequency	RF Power generated by equipment (watts)	Field strength limit (uV/m)	Distance (meters)
Any type unless otherwise specified (miscellaneous)	Any ISM frequency	Below 500 500 or more	25 $25 \times \text{SQRT}(\text{power}/500)$	300 <sup>1</sup> 300
	Any non-ISM frequency	Below 500 500 or more	15 $15 \times \text{SQRT}(\text{power}/500)$	300 <sup>1</sup> 300
Industrial heaters and RF stabilized arc welders	On or below 5,725 MHz Above 5,725 MHz	Any Any	10 ( <sup>2</sup> )	1,600 ( <sup>2</sup> )
Medical diathermy	Any ISM frequency Any non-ISM frequency	Any Any	25	300
			15	300
Ultrasonic	Below 490 kHz 490 to 1,600 kHz Above 1,600 kHz	Below 500 500 or more Any Any	2,400/F(kHz)	300
			$2,400/\text{F}(\text{kHz}) \times \text{SQRT}(\text{power}/500)$	<sup>3</sup> 300
			24,000/F(kHz) 15	30 30
Induction cooking ranges	Below 90 kHz	Any	1,500	<sup>4</sup> 30
	On or above 90 kHz	Any	300	<sup>4</sup> 30

<sup>1</sup>Field strength may not exceed 10 μV/m at 1600 meters. Consumer equipment operating below 1000 MHz is not permitted the increase in field strength otherwise permitted here for power over 500 watts.

<sup>2</sup>Reduced to the greatest extent possible.

<sup>3</sup>Field strength may not exceed 10 μV/m at 1600 meters. Consumer equipment is not permitted the increase in field strength otherwise permitted here for over 500 watts.

<sup>4</sup>Induction cooking ranges manufactured prior to February 1, 1980, shall be subject to the field strength limits for miscellaneous ISM equipment.

Remark:

1 This product belongs to non-ISM equipment, the field strength limit is 15uV/m at 300 meter distance.

2 Limit:  $20\log(15\text{uV/m}) + 20\log(300/3) = 23.52 + 40 = 63.52\text{dBuV/m}$  at 3 meters distance



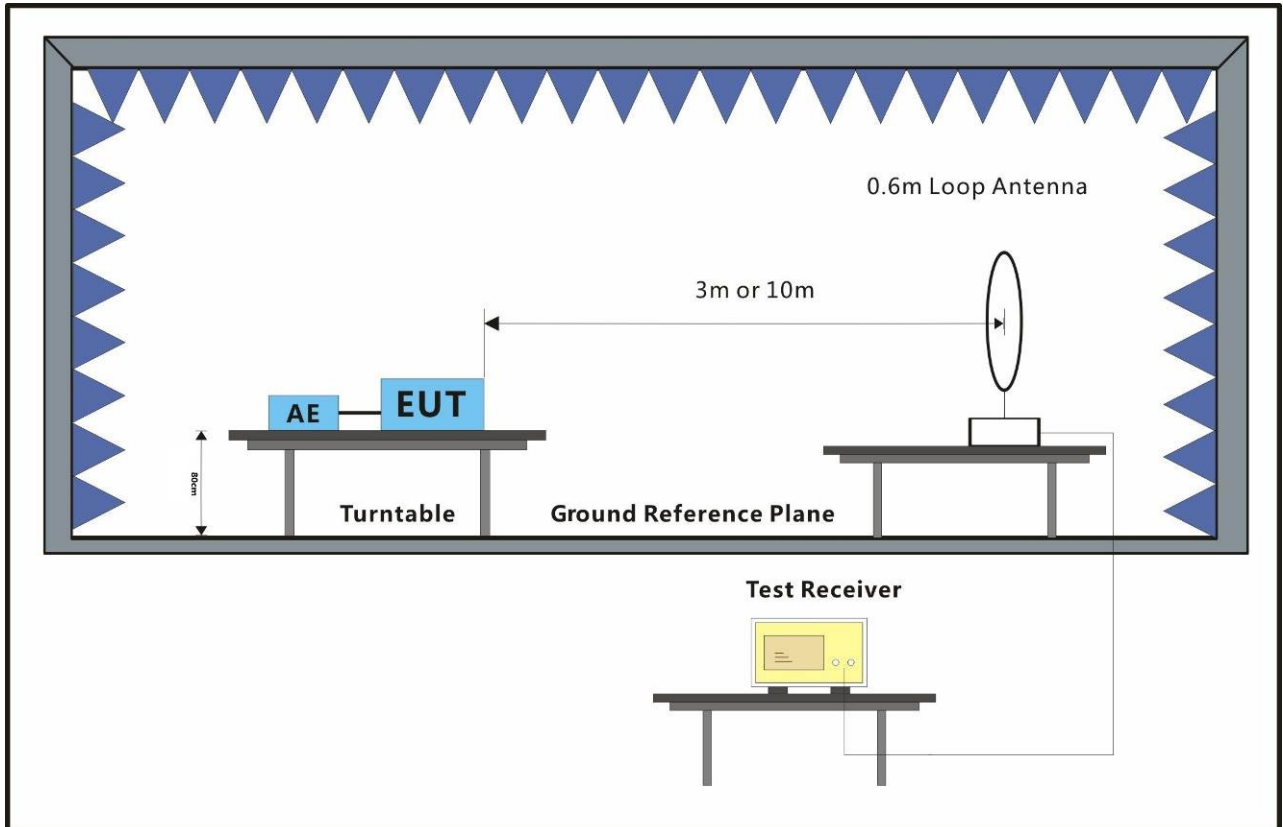
**6.1.1 E.U.T. Operation**

Operating Environment:

Temperature: 25 °C      Humidity: 51 % RH      Atmospheric Pressure: 1015 mbar

Test mode      a:Charge mode\_Keep the EUT charging

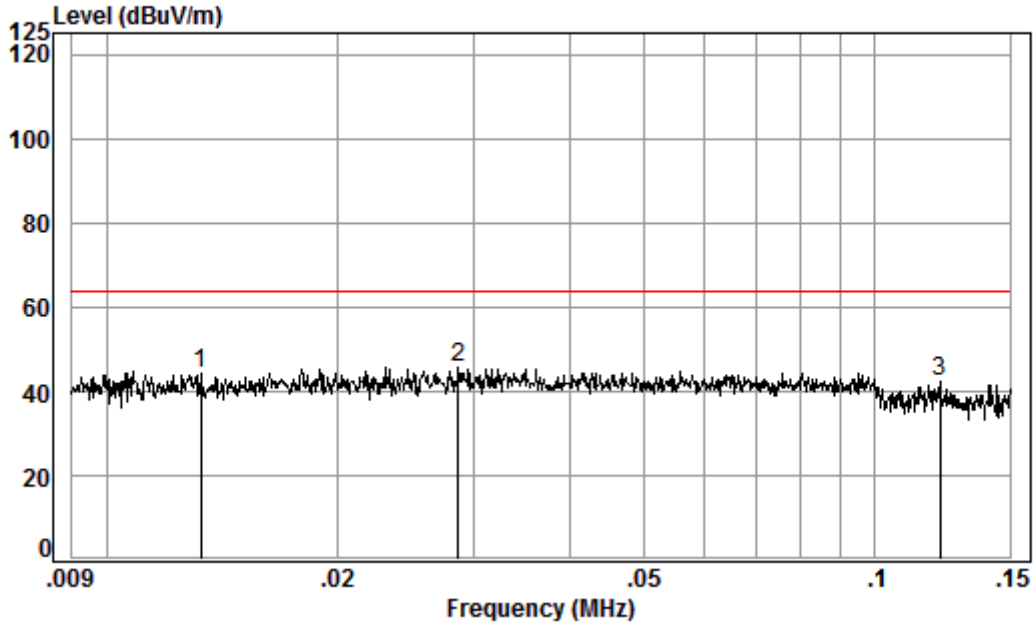
**6.1.2 Test Setup Diagram**



**6.1.3 Measurement Procedure and Data**



9kHz~150kHz

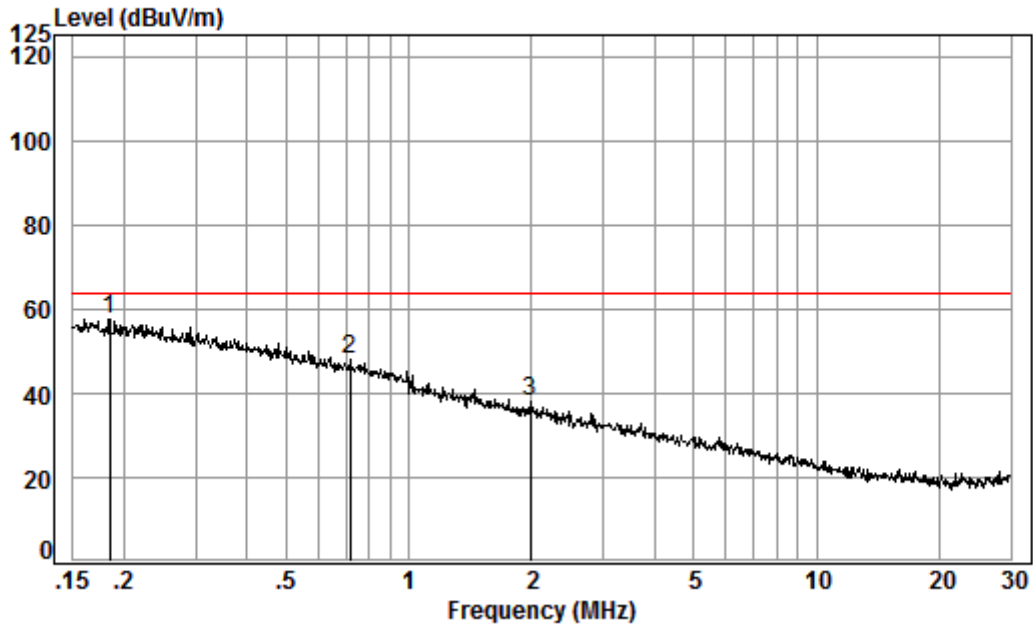


Condition: 3m  
Job No. : 03784CR  
Test Mode: a

	Freq	Cable Loss	Ant Factor	Preamp Factor	Read Level	Level	Limit Line	Over Limit
	MHz	dB	dB/m	dB	dBuV	dBuV/m	dBuV/m	dB
1	0.01	0.26	17.55	32.55	58.80	44.06	63.52	-19.46
2 pp	0.03	0.18	13.98	32.55	63.87	45.48	63.52	-18.04
3	0.12	0.06	11.86	32.56	62.76	42.12	63.52	-21.40



150kHz~30MHz



Condition: 3m  
Job No. : 03784CR  
Test Mode: a

	Freq	Cable Loss	Ant Factor	Preamp Factor	Read Level	Level	Limit	Over
	MHz	dB	dB/m	dB	dBuV	dBuV/m	dBuV/m	dB
1 pp	0.18	0.07	11.82	32.56	78.19	57.52	63.52	-6.00
2	0.72	0.17	11.97	32.56	68.45	48.03	63.52	-15.49
3	1.99	0.34	12.10	32.55	58.15	38.04	63.52	-25.48



## **7 Photographs**

### **7.1 Test Setup**

Please refer to setup photos.

### **7.2 EUT Constructional Details (EUT Photos)**

Please refer to external and internal photos.

- End of the Report -