

Smart tag

SH-206B



Manufacturer: SHENZHEN DNS INDUSTRIES CO., LTD.

**Address: 23/F Building A, Shenzhen International
Innovation Center, No. 1006 Shennan Road, Futian,
Shenzhen, 518026, China**

Importer: XXXXXX

Address: XXXXXX

Tel: XXXXXX

For further information visit www.dnscable.com

欲了解更多信息, 请访问www.dnscable.com





WARNING 警告 (For PAS 7055)

- Do not ingest battery, Chemical Burn Hazard.
- This product contains a coin / button cell battery. If the coin / button cell battery is swallowed, it can cause severe internal burns in just 2 hours and can lead to death.
- Keep new and used batteries away from children.
- If the battery compartment does not close securely, stop using the product and keep it away from children.
- If you think batteries might have been swallowed or placed inside any part of the body, seek immediate medical attention.
- Please do not expose the product to any mechanical stress or impact.
- Do not attempt to disassemble the battery.
- This product is not a toy or edible. When using the tool, the sharp part of the specified tool should only face the gap, be careful not to hurt your fingers.
- Risk of fire or explosion if the battery is replaced by an incorrect type.
- Replacement of a battery with an incorrect type that can defeat a safeguard;
- Disposal of a battery into fire or a hot oven, or mechanically crushing or cutting of a battery, that can result in an explosion;
- Leaving a battery in an extremely high temperature surrounding environment that can result in an explosion or the leakage of flammable liquid or gas;
- A battery subjected to extremely low air pressure that may result in an explosion or the leakage of flammable liquid or gas.

- ✧ 勿吞食电池，有化学灼伤危险。
- ✧ 本产品包含一个纽扣电池。如果硬币/纽扣电池被吞下，可能会在 2 小时内造成严重的内部烧伤，甚至可能导致死亡。
- ✧ 将新电池和用过的电池远离儿童。
- ✧ 如果电池盒无法闭合，请停止使用本产品，并将其置于儿童接触不到的地方。
- ✧ 如果您认为电池可能被吞下或放置在身体的任何部位，请立即就医。
- ✧ 请不要将产品暴露在任何机械应力或冲击下。
- ✧ 请勿尝试拆卸电池。
- ✧ 本产品不是玩具，也不能食用。使用工具时，指定工具的尖头部分应只面向缺口，注意不要伤到手指。
- ✧ 更换型号不正确的电池有着火或爆炸的危险。
- ✧ 更换型号不正确的电池，可能会破坏保护装置；
- ✧ 将电池放入火中或热烤箱，或机械压碎或切割可能导致爆炸的电池；
- ✧ 将电池置于可能导致爆炸或易燃液体或气体泄漏的高温环境中；
- ✧ 电池处于极低气压下，可能导致爆炸或易燃液体或气体泄漏。

Disclaimer: This is neither an anti-theft nor an anti-lost device. This device provides the last detected location.

免责声明:这既不是防盗也不是防丢失设备。此设备提供最后检测到的位置。

<p> BATTERY WARNING</p> <p>KEEP OUT OF REACH OF CHILDREN Swallowing can lead to chemical burns, perforation of soft tissue, and death. Severe burns can occur within 2 hours of ingestion. Seek medical attention immediately.</p>		 
<p>BATTERY WARNING: KEEP OUT OF REACH OF CHILDREN If the battery compartment does not close securely, stop using the product and keep it away from children. If you think batteries might have been swallowed or placed inside any part of the body, seek immediate medical attention.</p>		

No obvious symptoms

Unfortunately, it is not obvious when a button or coin battery is stuck in a child's oesophagus(food pipe).

There are no specific symptoms associated with this. The child might:

- cough, gag or drool a lot;
- appear to have a stomach upset or a virus;
- be sick;
- point to their throat or stomach;
- have a pain in their abdomen, chest or throat;
- be tired or lethargic;
- be quieter or more clingy than usual or otherwise “not themselves”;
- lose their appetite or have a reduced appetite; and
- not want to eat solid food / be unable to eat solid food.

These sorts of symptoms vary or fluctuate, with the pain increasing and then subsiding.


A specific symptom to button and coin battery ingestion is vomiting fresh (bright red) blood. If the child does this seek immediate medical help.

The lack of clear symptoms is why it is important to be vigilant with “flat” or spare button or coin batteries in the home and the products that contain them.

(Warnings for UL4200A)

This product contains a replaceable and non-rechargeable DC 3V CR2032 coin battery, **please attention below warnings:**

- Remove and immediately recycle or dispose of used batteries according to local regulations and keep away from children. Do NOT dispose of batteries in household trash or incinerate.
- Even used batteries may cause severe injury or death.
- Call a local poison control center for treatment information.
- Non-rechargeable batteries are not to be recharged.
- Do not force discharge, recharge, disassemble, heat above 100°C or incinerate. Doing so may result in injury due to venting, leakage or explosion resulting in chemical burns.
- Ensure the batteries are installed correctly according to polarity (+ and -).
- Do not mix old and new batteries, different brands or types of batteries, such as alkaline, carbon-zinc, or rechargeable batteries.
- Remove and immediately recycle or dispose of batteries from equipment not used for an extended period of time according to local regulations.
- Always completely secure the battery compartment. If the battery compartment does not close securely, stop using the product, remove the batteries, and keep them away from children.

⚠ WARNING	
<ul style="list-style-type: none"> INGESTION HAZARD: This product contains a button cell or coin battery. DEATH or serious injury can occur if ingested. A swallowed button cell or coin battery can cause Internal Chemical Burns in as little as 2 hours. KEEP new and used batteries OUT OF REACH of CHILDREN Seek immediate medical attention if a battery is suspected to be swallowed or inserted inside any part of the body. 	

下划线内容仅做标注，不用打出来

Note: The icon shall be at least 8 mm (0.31 in) in diameter

注意：大小人图标直径至少 8mm

Note: The icon shall be at least 7 mm in width and 9 mm in height

注意：这个图标至少 7mm 宽，9mm 高（要求打产品上，打不下的情况需要打在包装上）



Smart tag works with the Apple Find My network helping to locate belongings in an easy and secure way. The Find My network is a crowd sourced network of almost one billion Apple devices that use Bluetooth wireless technology to detect missing devices or items nearby and report their approximate location back to the owner in the Find My app. The entire process is end-to-end encrypted and anonymous, so no one else, not even Apple or **DNS** can view a device's location or information.

Visit www.apple.com for more information.

Smart tag与Apple Find My network一起工作，帮助您轻松安全地定位物品。“找我”网络是一个由近10亿台苹果设备组成的众包网络，这些设备使用蓝牙无线技术检测附近丢失的设备或物品，并在“找我”应用程序中将它们的大致位置报告给失主。整个过程是端到端的加密和匿名的，因此没有其他人，甚至苹果或DNS都无法查看设备的位置或信息。

更多信息请访问www.apple.com。

1. HOW TO PAIR 如何配对

Requires: iOS or iPad OS with the latest software

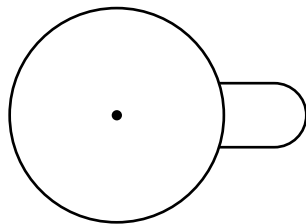
要求: iOS或iPad操作系统与最新的软件

1.1 Place the unit next to your iPhone or iPad.

将此产品放在iPhone、iPad旁边。

1.2 Pull out the insulation sheet and press the upper and lower covers to make them close. At the beep, the device will be powered on and ready to pair.

将绝缘片用力抽拉出来，按压上下盖，使其扣合。听到“哔哔”的两声后，设备将接通电源并准备配对。



1.3 Turn on Bluetooth on your device.

打开设备蓝牙

1.4 Open the Find My app on your iPhone、iPad.

在设备上打开“查找我的”

1.5 In the Find my app tap items-Add item-other supported item'

在“查找我的应用”中点击“物品-添加物品-其他支持的物品”

1.6 Click on 'Continue'

选择继续

1.7 Name your Finder then click "Continue"

命名后继续

1.8 Choose an emoji

选择一个表情

1.9 Click on “Continue” and then “Finish” to complete the pairing process.

点击继续完成配对过程

1.10 The unit will be paired successfully after two beeps

“哔”的两声后，产品配对成功

1.11 Once paired, you can find the unit location, serial number or move it on the app.

一旦配对，你可以在app上发现此设备的位置，序列号，或者删除该设备。

1.12 Finally, please equip the smart tag into attached silicone case(optional) for convenient and long-time use.

最后，为了方便和长期使用，请将smart tag装配到随附的硅胶套(可选)里面。

Tips:

Complete the pairing process within 10 minutes, otherwise the device will enter the standby mode after 4 consecutive beeps.in that case, open the cover and remove the battery and start the operation again from step 1.4

小贴士:

请在10分钟内完成配对过程，否则设备将在连续4次蜂鸣声后进入待机状态。在这种情况下，打开盖并取出电池，从步骤1.4重新开始操作

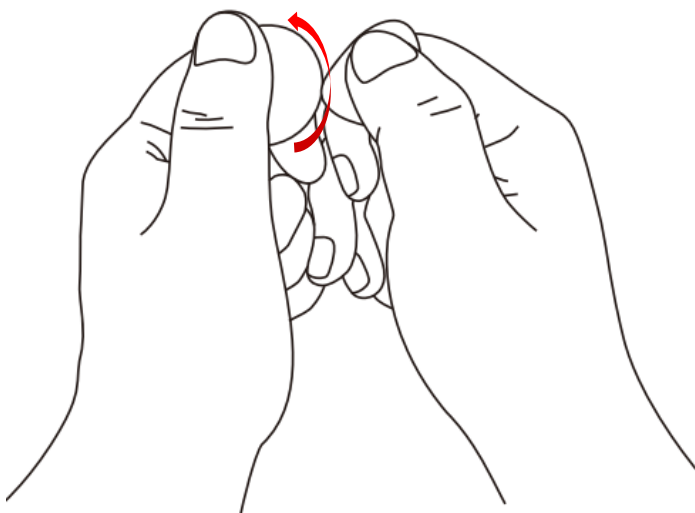
2. BATTERY 电池

The **unit** contains a coin cell battery. The battery may need to be replaced during the life of the product. Replace only with the same type(CR2032) and rating of battery by observing the correct negative & positive connection.

此产品包含一个硬币电池。在产品使用期间可能需要更换电池。观察正确的负极和正极连接，只能更换相同型号(CR2032)和额定的电池。

How to replace a battery

如何更换电池



Use the warping provided with the package, find the slot, use the rounded end, push against one side to the other side, you can open the battery box.

用随包装赠送的翘片，找到槽位，用圆角的一端，顶住一侧向另外一侧用力推动，即可打开电池盒。

3. ADDITIONAL TIPS 额外提示

3.1 To change between Standby mode / Disable (Airplane) mode into Pairing mode: remove and reinstall the battery to restart the pairing process, then the unit will be paired successfully after two beeps.

从待机模式/禁用(飞机)模式切换到配对模式:取下电池并重新安装以重新启动配对过程,当“哔”声两声后,该产品将配对成功。

3.2 To change between Active mode into Disable mode: take out the battery to enter the disable mode.

从激活模式切换到禁用模式:取出电池进入禁用模式。

3.3 To complete a factory reset please disassemble and assemble the battery three times in a row in 10 seconds. Attention! Press and hold the battery with your hands for the third time and do not release until you hear a long sound.

要完成出厂重置,请在10秒内连续拆卸和组装电池三次。注意!第三次用手按住电池,直到听到很长的声音才松开。

3.4 To remove the **unit** from your Apple devices, open the **Find My app** on your device, click on the 'items' to find the device then scroll down and click on Remove his device.

要从你的苹果设备上删除此产品,打开你设备上的“查找我的”应用程序,点击“项目”找到设备,然后向下滚动,点击“删除他的设备”。

3.5 If the unit fails to connect to the Find My app, follow 3.3 to complete a factory reset then restart the pairing process

如果此产品无法连接到查找我的应用程序,请按照3.3完成出厂重置,然后重新启动配对过程

3.5 Outside materials such as certain types of mobile phone case can cause interference with the **unit** affecting it's visibility.

外部材料,如某些类型的手机外壳,可能会对此产品造成干扰,影响其能见度。

4. SPECIFICATIONS 规格

Product Name: Smart tag

Model Name: SH-206B

Range: $\geq 40\text{m}$ (≥ 131 feet) depending on environment

Temperature range: -15°C to $+50^{\circ}\text{C}$ (5°F to 122°F)

Operating frequency band: 2.4GHz

Alarm: Max. 85 dB, ABS/PC alloy material

Three-dimensional size: 32 x 32 x 8.3mm

5. WARRANTY

The **UNIT** is covered by a one-year limited warranty. Any physical damage caused to the **unit** by users will void the warranty.

此产品提供为期一年的有限保修。用户对其造成的任何物理损坏将使保修无效。

6. Compliance content

FCC Compliance Statements

This device complies with Part 15 of the FCC Rules. Operation is subject to the following two conditions: (1) this device may not cause harmful interference, and (2) this device must accept any interference received, including interference that may cause undesired operation.

Note: This equipment has been tested and found to comply with the limits for a Class B digital device, pursuant to Part 15 of the FCC Rules. These limits are designed to provide reasonable protection against harmful interference in a residential installation. This equipment generates, uses and can radiate radio frequency energy and, if not installed and used in accordance with the instructions, may cause harmful interference to radio communications. However, there is no guarantee that interference will not occur in a particular installation.

If this equipment does cause harmful interference to radio or television reception, which can be determined by turning the equipment off and on, the user is encouraged to try to correct the interference by one or more of the following measures:

- Reorient or relocate the receiving antenna.
- Increase the separation between the equipment and receiver.
- Connect the equipment into an outlet on a circuit different from that to which the receiver is connected.
- Consult the dealer or an experienced radio/TV technician for help.

Caution: Changes or modifications not expressly approved by the party responsible for compliance could void the user's authority to operate the equipment.

ISED statement

This device contains licence-exempt transmitter(s)/receiver(s) that comply with Innovation, Science and Economic Development Canada's licence-exempt RSS(s). Operation is subject to the following two conditions:

1. This device may not cause interference.
2. This device must accept any interference, including interference that may cause undesired operation of the device.

L'émetteur/récepteur exempt de licence contenu dans le présent appareil est conforme aux CNR d'Innovation, Sciences et Développement économique Canada applicables aux appareils radio exempts de licence. L'exploitation est autorisée aux deux conditions suivantes:

1. L'appareil ne doit pas produire de brouillage;
2. L'appareil doit accepter tout brouillage radioélectrique subi, même si le brouillage est susceptible d'en compromettre le fonctionnement.



Correct Disposal of this product this marking indicates that this product should not be disposed with other household wastes throughout the EU. To prevent possible harm to the environment or human health from uncontrolled waste disposal, recycle it responsibly to promote the sustainable reuse of material resources. To return your used device, please use the return and collection systems or contact the retailer where the product was purchased. They can take this product for environmental safe recycling.

CE Hereby, SHENZHEN DNS INDUSTRIES CO., LTD. declares that the Radio equipment type in compliance with Directive 2014/53/EU requirements, the full text of the declaration of conformity are available at the following internet address:
<https://www.dnschina.com>

Bluetooth The Bluetooth® word mark and logos are registered trademarks owned by Bluetooth SIG, Inc. Any use of such marks by Shenzhen DNS Industries Co., Ltd is under license. Other trademarks and trade names are those of their respective owners."

Use of the Works with Apple badge means that a product has been designed to work specifically with the technology identified in the badge and has been certified by the product manufacturer to meet Apple Find My network product specifications and requirements. Apple is not responsible for the operation of this device or use of this product or its compliance with safety and regulatory standards.

Apple, Apple Find My, Apple Watch, Find My, iPhone, iPad, iPadOS, Mac, macOS and watchOS are trademarks of Apple Inc., registered in the U.S. and other countries. IOS is a trademark or registered trademark of Cisco in the U.S. and other countries and is used under license.