

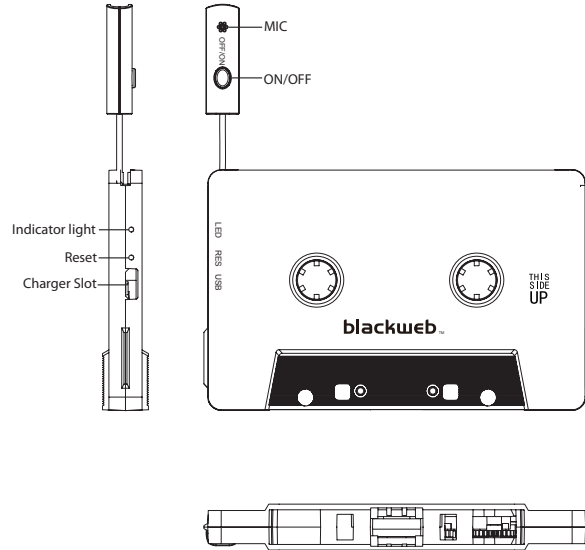


BLUETOOTH CASSETTE

Model: BWA19WI001

PRODUCT GUIDE

Ver.03 Rev.12/26/2018



Package includes:

- 1pc Bluetooth Cassette Adaptor
- 1pc Micro USB Charging Cable 0.61m

Specification:

- Frequency Response Range:30HZ -- 15KHZ
- Bluetooth Vision: V4.0
- Transmission distance: 10M
- Playtime: 6 hours
- Charging Voltage: 5V/1A
- Charging Time: 2 hours

Ver.03 Rev.12/26/2018

How to operate:

1. Press and hold the button to power on/off.
2. The blue/red indicator flashes quickly while the product searching for Bluetooth that could be paired.
3. Turn on the Bluetooth in your device settings and select "BW Cassette" to pair.
4. Insert the product into the cassette slot.
5. Select music on your device and enjoy the music.

Bluetooth Mode Operation:

Blue and red light flashing shows it's in pairing mode.
 Blue light is constantly on when there is a call coming.
 Blue light flashes slowly when it is playing music.

How to accept / reject / end a call:

Accepting a call – Press the "on/off" button.
 Rejecting a call – Press and hold the "on/off" button.
 Ending a call - Press the "on/off" button.

Charging Mode:

Red light is constantly on when product is charging.
 Product is fully charged, then the red light automatically switches off.
 When the power is low, red light flashes quickly, then it must be recharged

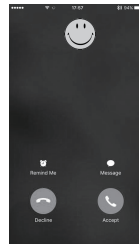
Note: This equipment has been tested and found to comply with the limits for a Class B digital device, pursuant to Part 15 of the FCC Rules. These limits are designed to provide reasonable protection against harmful interference in a residential installation. This equipment generates, uses and can radiate radio frequency energy and, if not installed and used in accordance with the instructions, may cause harmful interference to radio communications.

However, there is no guarantee that interference will not occur in a particular installation. If this equipment does cause harmful interference to radio or television reception, which can be determined by turning the equipment off and on, the user is encouraged to try to correct the interference by one or more of the following measures:

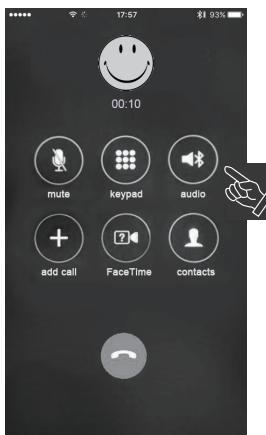
- Reorient or relocate the receiving antenna.
- Increase the separation between the equipment and receiver.
- Connect the equipment into an outlet on a circuit different from that to which the receiver is connected.
- Consult the dealer or an experienced radio/TV technician for help.

Ver.03 Rev.12/26/2018

For iPhone users, if you fail to accept a call by use this Bluetooth cassette, try below steps:



Step1: Accept a Call



Step2: Click audio



Step3: Click BW Cassette

Warning: Changes or modifications to this unit not expressly approved by the party responsible for compliance could void the user's authority to operate the equipment. This device complies with part 15 of the FCC Rules. Operation is subject to the following two conditions: (1) This device may not cause harmful interference, and (2) this device must accept any interference received, including interference that may cause undesired operation.

Ver.03 Rev.12/26/2018