

## Test Setup Photographs for the Tom

### 1. Radiated Emissions

Configuration 1: Below 30 MHz




Photo 1





Photo 2


**Radiated Emissions (continued)**




**Photo 3**

**Radiated Emissions (continued)**

Configuration 2: 30 MHz to 1 GHz



**Photo 1**



**Photo 2**


**Radiated Emissions (continued)**




**Photo 3**

**Radiated Emissions (continued)**

Configuration 3: Above 1 GHz




**Photo 1**



**Photo 2**

**Radiated Emissions (continued)**



**Photo 3**

2. Conducted RF Tests




Photo 1




Photo 2

**3. AC Conducted Emissions**



**Photo 1**



**Photo 2**