



**PHOTOGRAPHS OF THE TESTSETUP OF A
ENERGY MANAGEMENT SYSTEM, ZIGBEE DEVICE
BRAND PLUGWISE, MODEL CIRCLE**

FCC listed : 90828
Industry Canada : 2932G-1
VCCI Registered : R-1518, C-1598
R&TTE, LVD, EMC Notified Body : 1856

TÜV Rheinland EPS B.V.
P.O. Box 15
9822 ZG Niekerk (NL)
Smidshornerweg 18
9822 TL Niekerk (NL)

Telephone: +31 594 505005
Telefax: +31 594 504804

Internet: www.tuv-eps.com
E-mail: info@tuv-eps.com



Description of test item

Test item : Energy Management System, ZigBee device
Manufacturer : Applied Micro Electronics "AME" BV
Brand : Plugwise
Model(s) : Circle
Serial number(s) : --
MAC : 000D6F0000B810C6
Revision : n.a.
Receipt date : June 01, 2011

Applicant information

Applicant's representative : Mr. E. Vroege
Company : Plugwise B.V.
Address : Wattstraat 56
Postal code : 2171TR
City : Sassenheim
Country : The Netherlands
Telephone number : +31 252433070
Telefax number : +31 252433079



Table of contents

1	PHOTOGRAPHS OF THE TESTSETUP	4
1.1	RADIATED EMISSIONS	4
1.1.1	<i>Radiated emissions @ 3m, 30MHz – 1000MHz</i>	4
1.1.3	<i>Radiated emissions @3m, 1GHz – 25GHz</i>	5
1.1.4	<i>Photographs showing setup for Radiated emission testing</i>	6
1.2	CONDUCTED MEASUREMENTS	7
1.2.1	<i>Conducted measurements testsetup overview</i>	7
1.2.2	<i>Test-jig connected to PCB</i>	8
1.3	CONDUCTED EMISSIONS TEST SETUP	9

1 Photographs of the testsetup.

1.1 Radiated emissions.

1.1.1 Radiated emissions @ 3m, 30MHz – 1000MHz





1.1.3 Radiated emissions @3m, 1GHz – 25GHz







1.1.4 Photographs showing setup for Radiated emission testing



Photographs showing EUT in X, Y and Z orientation


1.2 Conducted measurements

1.2.1 Conducted measurements testsetup overview





1.2.2 Test-jig connected to PCB





1.3 Conducted emissions test setup

