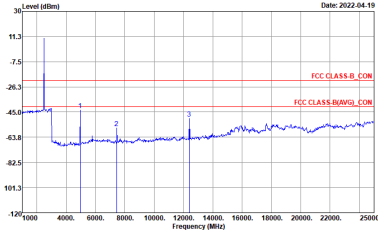


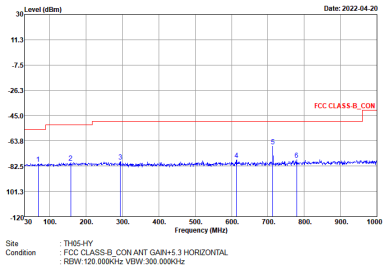


BLE	2.4GHz 2400~2483.5MHz Harmonic	
	BLE	
	CH39 2480MHz	
<p>Peak Avg.</p>	 <p>Site : THIS-HY Condition : FCC CLASS-B_CON ANT GAIN+3 HORIZONTAL : RBW1000.000kHz VBW 3000.000kHz</p>	



Emission below 1GHz

BLE (LF)

BLE	2.4GHz 2400~2483.5MHz	
BLE LF		
Peak		Left blank



<2Mbps>

2.4GHz 2400~2483.5MHz

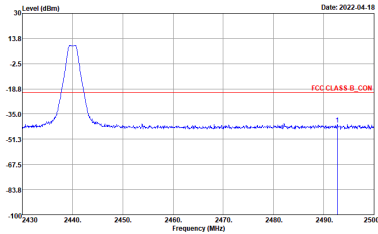
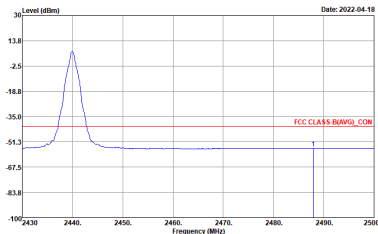
BLE (Band Edge)

BLE	2.4GHz 2400~2483.5MHz Band Edge	
	BLE CH00 2402MHz	
	CSE	Fundamental
Peak	<p>Site Condition : TH05-HY : FCC CLASS-B_CON ANT GAIN+5.3 HORIZONTAL : RBW:1000.000kHz VBW:3000.000kHz</p>	<p>Site Condition : TH05-HY : FCC CLASS-B_CON ANT GAIN+5.3 HORIZONTAL : RBW:1000.000kHz VBW:3000.000kHz</p>
Avg.	<p>Site Condition : TH05-HY : FCC CLASS-B(AVG)_CON ANT GAIN+5.3 HORIZONTAL : RBW:1000.000kHz VBW:0.010kHz</p>	<p>Site Condition : TH05-HY : FCC CLASS-B(AVG)_CON ANT GAIN+5.3 HORIZONTAL : RBW:1000.000kHz VBW:0.010kHz</p>

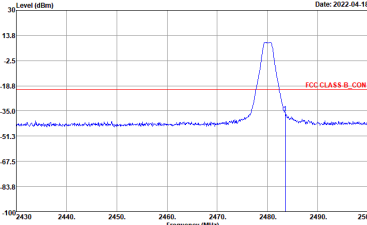
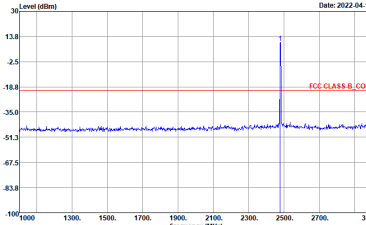
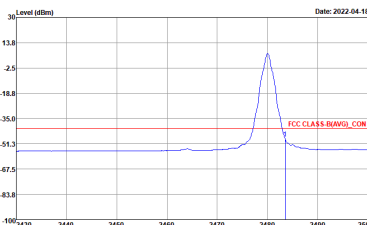
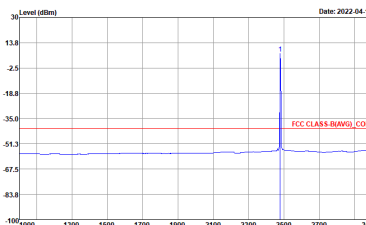


BLE	2.4GHz 2400~2483.5MHz Band Edge	
BLE CH19 2440MHz - L		
	CSE	Fundamental
Peak	<p>Site Condition: TH05-HY FCC CLASS B_CON ANT GAIN+5.3 HORIZONTAL RBW:1000.0000Hz VBW:3000.0000Hz</p>	<p>Site Condition: TH05-HY FCC CLASS B_CON ANT GAIN+5.3 HORIZONTAL RBW:1000.0000Hz VBW:3000.0000Hz</p>
Avg.	<p>Site Condition: TH05-HY FCC CLASS B(AVG)_CON ANT GAIN+5.3 HORIZONTAL RBW:1000.0000Hz VBW:0.0100kHz</p>	<p>Site Condition: TH05-HY FCC CLASS B(AVG)_CON ANT GAIN+5.3 HORIZONTAL RBW:1000.0000Hz VBW:0.0100kHz</p>



BLE	2.4GHz 2400~2483.5MHz Band Edge	
BLE CH19 2440MHz - R		
	CSE	Fundamental
Peak	 <p>Site : TH05-HY Condition : FCC CLASS-B, CON ANT GAIN+3 HORIZONTAL : RBW:1000.000kHz VBW:3000.000kHz</p>	Left blank
Avg.	 <p>Site : TH05-HY Condition : FCC CLASS-B, AVG, CON ANT GAIN+3 HORIZONTAL : RBW:1000.000kHz VBW:0.010kHz</p>	Left blank



BLE	2.4GHz 2400~2483.5MHz Band Edge	
BLE CH39 2480MHz		
	CSE	Fundamental
Peak	 <p>Site Condition : TH05-HY : FCC CLASS_B_CON ANT GAIN+5.3 HORIZONTAL : RBW 1000.000kHz VBW 3000.000kHz</p>	 <p>Site Condition : TH05-HY : FCC CLASS_B_CON ANT GAIN+5.3 HORIZONTAL : RBW 1000.000kHz VBW 3000.000kHz</p>
Avg.	 <p>Site Condition : TH05-HY : FCC CLASS_B(AVG)_CON ANT GAIN+5.3 HORIZONTAL : RBW 1000.000kHz VBW 0.010kHz</p>	 <p>Site Condition : TH05-HY : FCC CLASS_B(AVG)_CON ANT GAIN+5.3 HORIZONTAL : RBW 1000.000kHz VBW 0.010kHz</p>

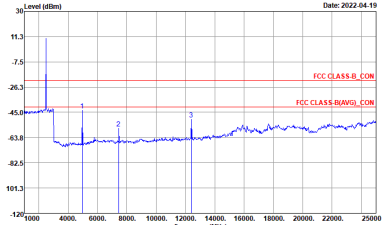


2.4GHz 2400~2483.5MHz

BLE (Harmonic)

BLE	2.4GHz 2400~2483.5MHz Harmonic	
	BLE	
	CH00 2402MHz	CH19 2440MHz
<p><b>Peak</b></p> <p><b>Avg.</b></p>	<p>Date: 2022-04-19</p> <p>Site Condition : THIS:HY : FCC CLASS_B_CON ANT GAIN+3 HORIZONTAL : RBW:1000.000kHz VBW:3000.000kHz</p>	<p>Date: 2022-04-26</p> <p>Site Condition : THIS:HY : FCC CLASS_B_CON ANT GAIN+3 HORIZONTAL : RBW:1000.000kHz VBW:3000.000kHz</p>



BLE	2.4GHz 2400~2483.5MHz Harmonic	
	BLE	
	CH39 2480MHz	
<p>Peak Avg.</p>	 <p>Site : THGS-HY Condition : FCC CLASS B_CON ANT GAIN+3 HORIZONTAL : RBW:1000.000kHz VBW:3000.000kHz</p>	





## Appendix E. Cabinet Radiated Spurious Emission

Test Engineer :	Jesse Wang, Stan Hsieh and Ken Wu	Temperature :	22.6~ 24.3°C
		Relative Humidity :	56.7~ 61.5%

<Setting 10>

<1Mbps>

### 2.4GHz 2400~2483.5MHz

#### BLE (Band Edge @ 3m)

BLE	Note	Frequency	Level	Margin	Limit	Read	Antenna	Path	Preamp	Ant	Table	Peak	Pol.	
		( MHz )	( dBμV/m )	( dB )	( dBμV/m )	( dBμV )	( dB/m )	( dB )	( dB )	( cm )	( deg )	( P/A )	( H/V )	
BLE CH 00 2402MHz		2350.845	54.2	-19.8	74	39.87	31.4	18.33	35.4	107	27	P	H	
		2385.495	43.21	-10.79	54	28.78	31.4	18.44	35.41	107	27	A	H	
	*	2402	82.66	-	-	68.18	31.42	18.48	35.42	107	27	P	H	
	*	2402	82.05	-	-	67.57	31.42	18.48	35.42	107	27	A	H	
													H	
													H	
			2326.065	54.02	-19.98	74	39.65	31.5	18.26	35.39	340	12	P	V
			2388.435	43.24	-10.76	54	28.81	31.4	18.44	35.41	340	12	A	V
	*		2402	82.32	-	-	67.84	31.42	18.48	35.42	340	12	P	V
	*		2402	81.59	-	-	67.11	31.42	18.48	35.42	340	12	A	V
													V	
													V	



BLE	Note	Frequency ( MHz )	Level ( dBµV/m )	Margin ( dB )	Limit Line ( dBµV/m )	Read Level ( dBµV )	Antenna Factor ( dB/m )	Path Loss ( dB )	Preamp Factor ( dB )	Ant Pos ( cm )	Table Pos ( deg )	Peak Avg. ( P/A )	Pol. ( H/V )
BLE CH 19 2440MHz		2366.56	54.22	-19.78	74	39.85	31.4	18.38	35.41	100	26	P	H
		2387	43.15	-10.85	54	28.72	31.4	18.44	35.41	100	26	A	H
	*	2440	83.25	-	-	68.42	31.72	18.54	35.43	100	26	P	H
	*	2440	82.54	-	-	67.71	31.72	18.54	35.43	100	26	A	H
		2492.65	54.37	-19.63	74	39.08	32.14	18.61	35.46	100	26	P	H
		2498.32	44.09	-9.91	54	28.73	32.19	18.63	35.46	100	26	A	H
		2328.2	53.62	-20.38	74	39.26	31.49	18.26	35.39	375	15	P	V
		2383.36	43.14	-10.86	54	28.72	31.4	18.43	35.41	375	15	A	V
	*	2440	80.99	-	-	66.16	31.72	18.54	35.43	375	15	P	V
	*	2440	80.15	-	-	65.32	31.72	18.54	35.43	375	15	A	V
		2494.75	54.45	-19.55	74	39.13	32.16	18.62	35.46	375	15	P	V
		2498.6	44.12	-9.88	54	28.76	32.19	18.63	35.46	375	15	A	V
	BLE CH 39 2480MHz	*	2480	79.87	-	-	64.68	32.04	18.6	35.45	122	34	P
*		2480	79.22	-	-	64.03	32.04	18.6	35.45	122	34	A	H
		2485.64	54.65	-19.35	74	39.4	32.09	18.61	35.45	122	34	P	H
		2493.32	44.04	-9.96	54	28.73	32.15	18.62	35.46	122	34	A	H
													H
													H
*		2480	79.42	-	-	64.23	32.04	18.6	35.45	354	354	P	V
*		2480	78.48	-	-	63.29	32.04	18.6	35.45	354	354	A	V
		2484.04	54.32	-19.68	74	39.1	32.07	18.6	35.45	354	354	P	V
		2497.6	44.05	-9.95	54	28.71	32.18	18.62	35.46	354	354	A	V
													V
												V	
<b>Remark</b>	1. No other spurious found. 2. All results are PASS against Peak and Average limit line.												



2.4GHz 2400~2483.5MHz

BLE (Harmonic @ 3m)

BLE	Note	Frequency	Level	Margin	Limit	Read	Antenna	Path	Preamp	Ant	Table	Peak	Pol.	
		( MHz )	( dBμV/m )	( dB )	( dBμV/m )	( dBμV )	( dB/m )	( dB )	( dB )	( cm )	( deg )	( P/A )	( H/V )	
BLE CH 00 2402MHz		4804	47.17	-26.83	74	59.46	34.01	12.7	59	-	-	P	H	
		14499	47.82	-26.18	74	44.08	39.6	21.66	57.52	-	-	P	H	
		15690	48.87	-25.13	74	42.58	40.38	22.41	56.5	-	-	P	H	
		15690	49.06	-4.94	54	42.77	40.38	22.41	56.5	-	-	A	H	
		17850	50.95	-23.05	74	40.95	41.5	23.62	55.12	-	-	P	H	
		17850	41.13	-12.87	54	31.13	41.5	23.62	55.12	-	-	A	H	
														H
														H
														H
														H
														H
														H
			4804	52.14	-21.86	74	64.43	34.01	12.7	59	100	329	P	V
			4804	48.47	-5.53	54	60.76	34.01	12.7	59	100	329	A	V
			14499	47.85	-26.15	74	44.11	39.6	21.66	57.52	-	-	P	V
			16155	49.35	-24.65	74	41.55	41.2	22.69	56.09	-	-	P	V
			16155	39.44	-14.56	54	31.64	41.2	22.69	56.09	-	-	A	V
			17790	51.04	-22.96	74	41	41.59	23.6	55.15	-	-	P	V
		17790	41.2	-12.8	54	31.16	41.59	23.6	55.15	-	-	A	V	
													V	
													V	
													V	
													V	
													V	



BLE	Note	Frequency ( MHz )	Level ( dBμV/m )	Margin ( dB )	Limit Line ( dBμV/m )	Read Level ( dBμV )	Antenna Factor ( dB/m )	Path Loss ( dB )	Preamp Factor ( dB )	Ant Pos ( cm )	Table Pos ( deg )	Peak Avg. ( P/A )	Pol. ( H/V )	
BLE CH 19 2440MHz		4880	44.54	-29.46	74	56.61	34.04	12.75	58.86	-	-	P	H	
		7320	42.78	-31.22	74	49.57	35.68	15.03	57.5	-	-	P	H	
		14490	47.65	-26.35	74	43.94	39.58	21.65	57.52	-	-	P	H	
		16125	49.04	-24.96	74	41.24	41.2	22.67	56.07	-	-	P	H	
		16125	39.13	-14.87	54	31.33	41.2	22.67	56.07	-	-	A	H	
		17700	52.07	-21.93	74	42.21	41.5	23.55	55.19	-	-	P	H	
		17700	42.32	-11.68	54	32.46	41.5	23.55	55.19	-	-	A	H	
														H
														H
														H
														H
														H
														H
			4880	50.18	-23.82	74	62.25	34.04	12.75	58.86	100	328	P	V
			4880	45.53	-8.47	54	57.6	34.04	12.75	58.86	100	328	A	V
			7320	44.51	-29.49	74	51.3	35.68	15.03	57.5	-	-	P	V
			14499	47.93	-26.07	74	44.19	39.6	21.66	57.52	-	-	P	V
			16155	48.78	-25.22	74	40.98	41.2	22.69	56.09	-	-	P	V
			16155	38.87	-15.13	54	31.07	41.2	22.69	56.09	-	-	A	V
			17970	51.1	-22.9	74	40.99	41.47	23.7	55.06	-	-	P	V
		17970	41.32	-12.68	54	31.21	41.47	23.7	55.06	-	-	A	V	
													V	
													V	
													V	
													V	



BLE	Note	Frequency ( MHz )	Level ( dBμV/m )	Margin ( dB )	Limit Line ( dBμV/m )	Read Level ( dBμV )	Antenna Factor ( dB/m )	Path Loss ( dB )	Preamp Factor ( dB )	Ant Pos ( cm )	Table Pos ( deg )	Peak Avg. ( P/A )	Pol. ( H/V )	
BLE CH 39 2480MHz		4960	42.96	-31.04	74	54.75	34.1	12.82	58.71	-	-	P	H	
		7440	41.74	-32.26	74	48.48	35.82	15.03	57.59	-	-	P	H	
		14505	47.59	-26.41	74	43.85	39.59	21.67	57.52	-	-	P	H	
		15990	48.94	-25.06	74	41.36	40.99	22.6	56.01	-	-	P	H	
		15990	39.11	-14.89	54	31.53	40.99	22.6	56.01	-	-	A	H	
		17775	50.63	-23.37	74	40.62	41.57	23.59	55.15	-	-	P	H	
		17775	40.79	-13.21	54	30.78	41.57	23.59	55.15	-	-	A	H	
														H
														H
														H
														H
														H
			4960	43.99	-30.01	74	55.78	34.1	12.82	58.71	-	-	P	V
			7440	43.6	-30.4	74	50.34	35.82	15.03	57.59	-	-	P	V
			14475	47.77	-26.23	74	44.1	39.55	21.65	57.53	-	-	P	V
			15705	49.4	-24.6	74	43.04	40.42	22.41	56.47	-	-	P	V
			15705	39.55	-14.45	54	33.19	40.42	22.41	56.47	-	-	A	V
			17790	50.7	-23.3	74	40.66	41.59	23.6	55.15	-	-	P	V
			17790	40.86	-13.14	54	30.82	41.59	23.6	55.15	-	-	A	V
														V
													V	
													V	
													V	
													V	
<b>Remark</b>	<ol style="list-style-type: none"> <li>No other spurious found.</li> <li>All results are PASS against Peak and Average limit line.</li> <li>The emission position marked as "-" means no suspected emission found with sufficient margin against limit line or noise floor only.</li> <li>The emission level close to 18GHz is checked that the average emission level is noise floor only.</li> </ol>													



Emission above 18GHz

2.4GHz BLE (SHF)

BT	Note	Frequency	Level	Margin	Limit	Read	Antenna	Path	Preamp	Ant	Table	Peak	Pol.
		( MHz )	( dBμV/m )	( dB )	( dBμV/m )	( dBμV )	( dB/m )	( dB )	( dB )	( cm )	( deg )	( P/A )	( H/V )
2.4GHz BLE SHF		23453	38.72	-35.28	74	50.03	38.7	8.55	58.56	-	-	P	H
													H
													H
													H
													H
													H
													H
													H
													H
													H
													H
													H
													H
													H
													H
													H
													H
													H
													H
			24853	38.74	-35.26	74	48.19	38.84	9.23	57.52	-	-	P
													V
													V
													V
													V
													V
													V
													V
													V
													V
													V
													V
													V
													V
<b>Remark</b>	1. No other spurious found. 2. All results are PASS against limit line. 3. The emission position marked as "-" means no suspected emission found with sufficient margin against limit line or noise floor only.												



Emission below 1GHz

2.4GHz BLE (LF)

BLE	Note	Frequency	Level	Margin	Limit	Read	Antenna	Path	Preamp	Ant	Table	Peak	Pol.	
		( MHz )	( dBμV/m )	( dB )	( dBμV/m )	( dBμV )	( dB/m )	( dB )	( dB )	( cm )	( deg )	( P/A )	( H/V )	
2.4GHz BLE LF		87.78	29.75	-10.25	40	43.89	14.41	1.49	30.04	-	-	P	H	
		94.8	32.6	-10.9	43.5	45.77	15.26	1.55	29.98	-	-	P	H	
		234.93	37.66	-8.34	46	48.38	16.56	2.49	29.77	-	-	P	H	
		786.5	31.5	-14.5	46	28.25	27.84	4.71	29.3	-	-	P	H	
		857.2	33.14	-12.86	46	28.43	28.82	4.91	29.02	-	-	P	H	
		956.6	33.67	-12.33	46	26.47	30.63	5.2	28.63	-	-	P	H	
														H
														H
														H
														H
														H
														H
			30	32.37	-7.63	40	36.94	24.57	0.97	30.11	-	-	P	V
			94.8	29.21	-14.29	43.5	42.38	15.26	1.55	29.98	-	-	P	V
			234.12	35.39	-10.61	46	46.19	16.5	2.48	29.78	-	-	P	V
			760.6	31.98	-14.02	46	29.03	27.73	4.61	29.39	-	-	P	V
			885.2	34.22	-11.78	46	29.45	28.64	5.01	28.88	-	-	P	V
			951.7	35.73	-10.27	46	28.79	30.39	5.19	28.64	-	-	P	V
														V
														V
													V	
													V	
													V	
													V	

**Remark**

- No other spurious found.
- All results are PASS against limit line.
- The emission position marked as "-" means no suspected emission found and emission level has at least 6dB margin against limit or emission is noise floor only.



<2Mbps>

2.4GHz 2400~2483.5MHz

BLE (Band Edge @ 3m)

BLE	Note	Frequency	Level	Margin	Limit Line	Read Level	Antenna Factor	Path Loss	Preamp Factor	Ant Pos	Table Pos	Peak Avg.	Pol.	
		( MHz )	( dBμV/m )	( dB )	( dBμV/m )	( dBμV )	( dB/m )	( dB )	( dB )	( cm )	( deg )	( P/A )	( H/V )	
BLE CH 00 2402MHz		2362.29	53.81	-20.19	74	39.45	31.4	18.36	35.4	128	27	P	H	
		2388.75	42.92	-11.08	54	28.49	31.4	18.44	35.41	128	27	A	H	
	*	2402	86.1	-	-	71.62	31.42	18.48	35.42	128	27	P	H	
	*	2402	84.66	-	-	70.18	31.42	18.48	35.42	128	27	A	H	
													H	
													H	
			2361.555	53.92	-20.08	74	39.56	31.4	18.36	35.4	340	14	P	V
			2384.76	42.91	-11.09	54	28.49	31.4	18.43	35.41	340	14	A	V
	*		2402	84.78	-	-	70.3	31.42	18.48	35.42	340	14	P	V
	*		2402	83.23	-	-	68.75	31.42	18.48	35.42	340	14	A	V
													V	
													V	





BLE	Note	Frequency ( MHz )	Level ( dBμV/m )	Margin ( dB )	Limit Line ( dBμV/m )	Read Level ( dBμV )	Antenna Factor ( dB/m )	Path Loss ( dB )	Preamp Factor ( dB )	Ant Pos ( cm )	Table Pos ( deg )	Peak Avg. ( P/A )	Pol. ( H/V )
BLE CH 19 2440MHz		2311.82	54.3	-19.7	74	39.92	31.55	18.21	35.38	100	25	P	H
		2386.72	42.92	-11.08	54	28.49	31.4	18.44	35.41	100	25	A	H
	*	2440	84.68	-	-	69.85	31.72	18.54	35.43	100	25	P	H
	*	2440	83.19	-	-	68.36	31.72	18.54	35.43	100	25	A	H
		2498.67	54.5	-19.5	74	39.14	32.19	18.63	35.46	100	25	P	H
		2493.98	43.87	-10.13	54	28.56	32.15	18.62	35.46	100	25	A	H
		2311.12	53.65	-20.35	74	39.26	31.56	18.21	35.38	374	14	P	V
		2385.04	42.9	-11.1	54	28.48	31.4	18.43	35.41	374	14	A	V
	*	2440	83.32	-	-	68.49	31.72	18.54	35.43	374	14	P	V
	*	2440	81.82	-	-	66.99	31.72	18.54	35.43	374	14	A	V
		2494.12	54.29	-19.71	74	38.98	32.15	18.62	35.46	374	14	P	V
		2498.95	43.85	-10.15	54	28.49	32.19	18.63	35.46	374	14	A	V
	BLE CH 39 2480MHz	*	2480	82.51	-	-	67.32	32.04	18.6	35.45	119	27	P
*		2480	80.98	-	-	65.79	32.04	18.6	35.45	119	27	A	H
		2487.84	53.97	-20.03	74	38.72	32.1	18.6	35.45	119	27	P	H
		2496.76	43.74	-10.26	54	28.41	32.17	18.62	35.46	119	27	A	H
													H
													H
*		2480	81.32	-	-	66.13	32.04	18.6	35.45	353	356	P	V
*		2480	79.66	-	-	64.47	32.04	18.6	35.45	353	356	A	V
		2487.44	54.66	-19.34	74	39.41	32.1	18.6	35.45	353	356	P	V
		2499.24	43.76	-10.24	54	28.4	32.19	18.63	35.46	353	356	A	V
													V
												V	
Remark	1. No other spurious found. 2. All results are PASS against Peak and Average limit line.												



2.4GHz 2400~2483.5MHz  
BLE (Harmonic @ 3m)

BLE	Note	Frequency ( MHz )	Level ( dBμV/m )	Margin ( dB )	Limit Line ( dBμV/m )	Read Level ( dBμV )	Antenna Factor ( dB/m )	Path Loss ( dB )	Preamp Factor ( dB )	Ant Pos ( cm )	Table Pos ( deg )	Peak Avg. ( P/A )	Pol. ( H/V )	
BLE CH 00 2402MHz		4804	47.96	-26.04	74	60.25	34.01	12.7	59	-	-	P	H	
		14490	47.69	-26.31	74	43.98	39.58	21.65	57.52	-	-	P	H	
		16170	49.88	-24.12	74	42.09	41.2	22.69	56.1	-	-	P	H	
		16170	40.01	-13.99	54	32.22	41.2	22.69	56.1	-	-	A	H	
		17790	51.83	-22.17	74	41.79	41.59	23.6	55.15	-	-	P	H	
		17790	41.92	-12.08	54	31.88	41.59	23.6	55.15	-	-	A	H	
														H
														H
														H
														H
														H
														H
														H
			4804	51.57	-22.43	74	63.86	34.01	12.7	59	100	326	P	V
			4804	46.16	-7.84	54	58.45	34.01	12.7	59	100	326	A	V
			14499	47.35	-26.65	74	43.61	39.6	21.66	57.52	-	-	P	V
			15855	48.73	-25.27	74	41.64	40.81	22.51	56.23	-	-	P	V
			15855	38.82	-15.18	54	31.73	40.81	22.51	56.23	-	-	A	V
			17850	51.04	-22.96	74	41.04	41.5	23.62	55.12	-	-	P	V
			17850	51.27	-2.73	54	41.27	41.5	23.62	55.12	-	-	A	V
													V	
													V	
													V	
													V	
													V	



BLE	Note	Frequency ( MHz )	Level ( dBμV/m )	Margin ( dB )	Limit Line ( dBμV/m )	Read Level ( dBμV )	Antenna Factor ( dB/m )	Path Loss ( dB )	Preamp Factor ( dB )	Ant Pos ( cm )	Table Pos ( deg )	Peak Avg. ( P/A )	Pol. ( H/V )	
BLE CH 19 2440MHz		4880	44.33	-29.67	74	56.4	34.04	12.75	58.86	-	-	P	H	
		7320	41.93	-32.07	74	48.72	35.68	15.03	57.5	-	-	P	H	
		14475	47.5	-26.5	74	43.83	39.55	21.65	57.53	-	-	P	H	
		15915	49.15	-24.85	74	41.82	40.92	22.54	56.13	-	-	P	H	
		15915	39.26	-14.74	54	31.93	40.92	22.54	56.13	-	-	A	H	
		17970	50.6	-23.4	74	40.49	41.47	23.7	55.06	-	-	P	H	
		17970	40.71	-13.29	54	30.6	41.47	23.7	55.06	-	-	A	H	
														H
														H
														H
														H
														H
														H
			4880	49.56	-24.44	74	61.63	34.04	12.75	58.86	-	-	P	V
			4880	43.18	-10.82	54	55.25	34.04	12.75	58.86	-	-	A	V
			7320	43.28	-30.72	74	50.07	35.68	15.03	57.5	-	-	P	V
			14490	47.94	-26.06	74	44.23	39.58	21.65	57.52	-	-	P	V
			16185	49.05	-24.95	74	41.26	41.2	22.7	56.11	-	-	P	V
			16185	39.13	-14.87	54	31.34	41.2	22.7	56.11	-	-	A	V
			17760	51.3	-22.7	74	41.33	41.56	23.57	55.16	-	-	P	V
		17760	41.49	-12.51	54	31.52	41.56	23.57	55.16	-	-	A	V	
													V	
													V	
													V	
													V	



BLE	Note	Frequency ( MHz )	Level ( dBμV/m )	Margin ( dB )	Limit Line ( dBμV/m )	Read Level ( dBμV )	Antenna Factor ( dB/m )	Path Loss ( dB )	Preamp Factor ( dB )	Ant Pos ( cm )	Table Pos ( deg )	Peak Avg. ( P/A )	Pol. ( H/V )	
BLE CH 39 2480MHz		4960	42.96	-31.04	74	54.75	34.1	12.82	58.71	-	-	P	H	
		7440	42.24	-31.76	74	48.98	35.82	15.03	57.59	-	-	P	H	
		14499	47.68	-26.32	74	43.94	39.6	21.66	57.52	-	-	P	H	
		15825	48.77	-25.23	74	41.81	40.75	22.49	56.28	-	-	P	H	
		15825	38.9	-15.1	54	31.94	40.75	22.49	56.28	-	-	A	H	
		17715	51.05	-22.95	74	41.17	41.51	23.55	55.18	-	-	P	H	
		17715	41.13	-12.87	54	31.25	41.51	23.55	55.18	-	-	A	H	
														H
														H
														H
														H
														H
			4960	43.85	-30.15	74	55.64	34.1	12.82	58.71	-	-	P	V
			7440	42.77	-31.23	74	49.51	35.82	15.03	57.59	-	-	P	V
			14490	47.7	-26.3	74	43.99	39.58	21.65	57.52	-	-	P	V
			16140	49.65	-24.35	74	41.85	41.2	22.68	56.08	-	-	P	V
			16140	39.76	-14.24	54	31.96	41.2	22.68	56.08	-	-	A	V
			17700	51.76	-22.24	74	41.9	41.5	23.55	55.19	-	-	P	V
			17700	41.89	-12.11	54	32.03	41.5	23.55	55.19	-	-	A	V
														V
													V	
													V	
													V	
													V	
<b>Remark</b>	<ol style="list-style-type: none"> <li>No other spurious found.</li> <li>All results are PASS against Peak and Average limit line.</li> <li>The emission position marked as "-" means no suspected emission found with sufficient margin against limit line or noise floor only.</li> <li>The emission level close to 18GHz is checked that the average emission level is noise floor only.</li> </ol>													



<Setting 5>

<1Mbps>

2.4GHz 2400~2483.5MHz

BLE (Band Edge @ 3m)

BLE	Note	Frequency	Level	Margin	Limit	Read	Antenna	Path	Preamp	Ant	Table	Peak	Pol.	
		( MHz )	( dBμV/m )	( dB )	Line ( dBμV/m )	Level ( dBμV )	Factor ( dB/m )	Loss ( dB )	Factor ( dB )	Pos ( cm )	Pos ( deg )	Avg. ( P/A )	( H/V )	
BLE CH 00 2402MHz		2366.07	53.86	-20.14	74	39.49	31.4	18.38	35.41	129	27	P	H	
		2386.965	43.22	-10.78	54	28.79	31.4	18.44	35.41	129	27	A	H	
	*	2402	76.55	-	-	62.07	31.42	18.48	35.42	129	27	P	H	
	*	2402	75.7	-	-	61.22	31.42	18.48	35.42	129	27	A	H	
													H	
														H
			2367.75	54.03	-19.97	74	39.66	31.4	18.38	35.41	338	13	P	V
			2385.18	43.23	-10.77	54	28.8	31.4	18.44	35.41	338	13	A	V
	*		2402	75.58	-	-	61.1	31.42	18.48	35.42	338	13	P	V
	*		2402	74.65	-	-	60.17	31.42	18.48	35.42	338	13	A	V
														V
														V



BLE	Note	Frequency ( MHz )	Level ( dBµV/m )	Margin ( dB )	Limit Line ( dBµV/m )	Read Level ( dBµV )	Antenna Factor ( dB/m )	Path Loss ( dB )	Preamp Factor ( dB )	Ant Pos ( cm )	Table Pos ( deg )	Peak Avg. ( P/A )	Pol. ( H/V )
BLE CH 19 2440MHz		2373.84	54.52	-19.48	74	40.13	31.4	18.4	35.41	100	26	P	H
		2383.36	43.14	-10.86	54	28.72	31.4	18.43	35.41	100	26	A	H
	*	2440	76.92	-	-	62.09	31.72	18.54	35.43	100	26	P	H
	*	2440	75.99	-	-	61.16	31.72	18.54	35.43	100	26	A	H
		2500	55.9	-18.1	74	40.54	32.2	18.62	35.46	100	26	P	H
		2495.45	44.09	-9.91	54	28.77	32.16	18.62	35.46	100	26	A	H
		2373	54.39	-19.61	74	40	31.4	18.4	35.41	375	15	P	V
		2387.56	43.16	-10.84	54	28.73	31.4	18.44	35.41	375	15	A	V
	*	2440	74.48	-	-	59.65	31.72	18.54	35.43	375	15	P	V
	*	2440	73.52	-	-	58.69	31.72	18.54	35.43	375	15	A	V
		2491.11	54.27	-19.73	74	38.98	32.13	18.61	35.45	375	15	P	V
		2494.89	44.08	-9.92	54	28.76	32.16	18.62	35.46	375	15	A	V
	BLE CH 39 2480MHz	*	2480	73.87	-	-	58.68	32.04	18.6	35.45	122	34	P
*		2480	72.83	-	-	57.64	32.04	18.6	35.45	122	34	A	H
		2496.96	54.48	-19.52	74	39.14	32.18	18.62	35.46	122	34	P	H
		2492.08	44.07	-9.93	54	28.78	32.14	18.61	35.46	122	34	A	H
													H
													H
*		2480	72.9	-	-	57.71	32.04	18.6	35.45	354	354	P	V
*		2480	72.03	-	-	56.84	32.04	18.6	35.45	354	354	A	V
		2483.8	54.69	-19.31	74	39.47	32.07	18.6	35.45	354	354	P	V
		2495.68	44.02	-9.98	54	28.69	32.17	18.62	35.46	354	354	A	V
													V
												V	
Remark	1. No other spurious found. 2. All results are PASS against Peak and Average limit line.												



2.4GHz 2400~2483.5MHz  
BLE (Harmonic @ 3m)

BLE	Note	Frequency ( MHz )	Level ( dBμV/m )	Margin ( dB )	Limit Line ( dBμV/m )	Read Level ( dBμV )	Antenna Factor ( dB/m )	Path Loss ( dB )	Preamp Factor ( dB )	Ant Pos ( cm )	Table Pos ( deg )	Peak Avg. ( P/A )	Pol. ( H/V )	
BLE CH 00 2402MHz		4804	41	-33	74	53.29	34.01	12.7	59	-	-	P	H	
		14499	47.09	-26.91	74	43.35	39.6	21.66	57.52	-	-	P	H	
		15855	48.89	-25.11	74	41.8	40.81	22.51	56.23	-	-	P	H	
		15855	38.19	-15.81	54	31.1	40.81	22.51	56.23	-	-	A	H	
		17835	51.17	-22.83	74	41.15	41.53	23.62	55.13	-	-	P	H	
		17835	40.7	-13.3	54	30.68	41.53	23.62	55.13	-	-	A	H	
														H
														H
														H
														H
														H
														H
			4804	42.21	-31.79	74	54.5	34.01	12.7	59	-	-	P	V
			14499	47.57	-26.43	74	43.83	39.6	21.66	57.52	-	-	P	V
			15870	49.27	-24.73	74	42.11	40.84	22.52	56.2	-	-	P	V
			15870	38.04	-15.96	54	30.88	40.84	22.52	56.2	-	-	A	V
			17760	50.62	-23.38	74	40.65	41.56	23.57	55.16	-	-	P	V
			17760	40.71	-13.29	54	30.74	41.56	23.57	55.16	-	-	A	V
													V	
													V	
													V	
													V	
													V	
													V	



BLE	Note	Frequency ( MHz )	Level ( dBμV/m )	Margin ( dB )	Limit Line ( dBμV/m )	Read Level ( dBμV )	Antenna Factor ( dB/m )	Path Loss ( dB )	Preamp Factor ( dB )	Ant Pos ( cm )	Table Pos ( deg )	Peak Avg. ( P/A )	Pol. ( H/V )	
BLE CH 19 2440MHz		4880	41.24	-32.76	74	53.31	34.04	12.75	58.86	-	-	P	H	
		7320	42.23	-31.77	74	49.02	35.68	15.03	57.5	-	-	P	H	
		14499	47.29	-26.71	74	43.55	39.6	21.66	57.52	-	-	P	H	
		16170	48.96	-25.04	74	41.17	41.2	22.69	56.1	-	-	P	H	
		16170	38.64	-15.36	54	30.85	41.2	22.69	56.1	-	-	A	H	
		17775	50.73	-23.27	74	40.72	41.57	23.59	55.15	-	-	P	H	
		17775	40.45	-13.55	54	30.44	41.57	23.59	55.15	-	-	A	H	
														H
														H
														H
														H
														H
														H
			4880	42.11	-31.89	74	54.18	34.04	12.75	58.86	-	-	P	V
			7320	42.1	-31.9	74	48.89	35.68	15.03	57.5	-	-	P	V
			14499	47.39	-26.61	74	43.65	39.6	21.66	57.52	-	-	P	V
			16005	49.68	-24.32	74	42.06	41.01	22.6	55.99	-	-	P	V
			16005	38.72	-15.28	54	31.1	41.01	22.6	55.99	-	-	A	V
			17925	50.99	-23.01	74	40.97	41.43	23.67	55.08	-	-	P	V
			17925	40.57	-13.43	54	30.55	41.43	23.67	55.08	-	-	A	V
													V	
													V	
													V	
													V	
													V	





BLE	Note	Frequency ( MHz )	Level ( dBμV/m )	Margin ( dB )	Limit Line ( dBμV/m )	Read Level ( dBμV )	Antenna Factor ( dB/m )	Path Loss ( dB )	Preamp Factor ( dB )	Ant Pos ( cm )	Table Pos ( deg )	Peak Avg. ( P/A )	Pol. ( H/V )	
BLE CH 39 2480MHz		4960	41.73	-32.27	74	53.52	34.1	12.82	58.71	-	-	P	H	
		7440	41.39	-32.61	74	48.13	35.82	15.03	57.59	-	-	P	H	
		14475	47.65	-26.35	74	43.98	39.55	21.65	57.53	-	-	P	H	
		16155	49.41	-24.59	74	41.61	41.2	22.69	56.09	-	-	P	H	
		16155	39.56	-14.44	54	31.76	41.2	22.69	56.09	-	-	A	H	
		17805	51.13	-22.87	74	41.08	41.59	23.6	55.14	-	-	P	H	
		17805	41.22	-12.78	54	31.17	41.59	23.6	55.14	-	-	A	H	
														H
														H
														H
														H
														H
			4960	42.04	-31.96	74	53.83	34.1	12.82	58.71	-	-	P	V
			7440	41.59	-32.41	74	48.33	35.82	15.03	57.59	-	-	P	V
			14499	47.89	-26.11	74	44.15	39.6	21.66	57.52	-	-	P	V
			15870	49.04	-24.96	74	41.88	40.84	22.52	56.2	-	-	P	V
			15870	39.12	-14.88	54	31.96	40.84	22.52	56.2	-	-	A	V
			17880	51.09	-22.91	74	41.11	41.44	23.65	55.11	-	-	P	V
			17880	41.26	-12.74	54	31.28	41.44	23.65	55.11	-	-	A	V
														V
													V	
													V	
													V	
													V	
<b>Remark</b>	<ol style="list-style-type: none"> <li>No other spurious found.</li> <li>All results are PASS against Peak and Average limit line.</li> <li>The emission position marked as "-" means no suspected emission found with sufficient margin against limit line or noise floor only.</li> <li>The emission level close to 18GHz is checked that the average emission level is noise floor only.</li> </ol>													



Emission above 18GHz

2.4GHz BLE (SHF)

BT	Note	Frequency	Level	Margin	Limit	Read	Antenna	Path	Preamp	Ant	Table	Peak	Pol.
		( MHz )	( dBμV/m )	( dB )	( dBμV/m )	( dBμV )	( dB/m )	( dB )	( dB )	( cm )	( deg )	( P/A )	( H/V )
2.4GHz BLE SHF		24853	37.69	-36.31	74	47.14	38.84	9.23	57.52	-	-	P	H
													H
													H
													H
													H
													H
													H
													H
													H
													H
													H
													H
													H
													H
													H
													H
													H
													H
													H
			24776	37.79	-36.21	74	47.45	38.73	9.19	57.58	-	-	P
													V
													V
													V
													V
													V
													V
													V
													V
													V
													V
													V
													V
													V
													V
<b>Remark</b>	1. No other spurious found. 2. All results are PASS against limit line. 3. The emission position marked as "-" means no suspected emission found with sufficient margin against limit line or noise floor only.												



Emission below 1GHz

2.4GHz BLE (LF)

BLE	Note	Frequency	Level	Margin	Limit	Read	Antenna	Path	Preamp	Ant	Table	Peak	Pol.	
					Line	Level	Factor	Loss	Factor	Pos	Pos	Avg.		
		( MHz )	( dBμV/m )	( dB )	( dBμV/m )	( dBμV )	( dB/m )	( dB )	( dB )	( cm )	( deg )	( P/A )	( H/V )	
2.4GHz BLE LF		85.35	29.06	-10.94	40	43.62	14.02	1.46	30.04	-	-	P	H	
		94.53	33.15	-10.35	43.5	46.34	15.25	1.55	29.99	-	-	P	H	
		241.68	37.15	-8.85	46	47.15	17.23	2.53	29.76	-	-	P	H	
		664.7	28.91	-17.09	46	28.2	26.07	4.27	29.63	-	-	P	H	
		801.9	32.74	-13.26	46	29.5	27.72	4.76	29.24	-	-	P	H	
		887.3	33.9	-12.1	46	29.09	28.66	5.02	28.87	-	-	P	H	
														H
														H
														H
														H
														H
														H
			30	33.1	-6.9	40	37.67	24.57	0.97	30.11	-	-	P	V
			94.53	29.89	-13.61	43.5	43.08	15.25	1.55	29.99	-	-	P	V
			237.9	34.11	-11.89	46	44.54	16.84	2.5	29.77	-	-	P	V
			767.6	31.66	-14.34	46	28.65	27.74	4.64	29.37	-	-	P	V
			860.7	32.9	-13.1	46	28.14	28.84	4.93	29.01	-	-	P	V
			957.3	34.44	-11.56	46	27.19	30.67	5.21	28.63	-	-	P	V
														V
														V
													V	
													V	
													V	
													V	

**Remark**

- No other spurious found.
- All results are PASS against limit line.
- The emission position marked as "-" means no suspected emission found and emission level has at least 6dB margin against limit or emission is noise floor only.



<2Mbps>

2.4GHz 2400~2483.5MHz

BLE (Band Edge @ 3m)

BLE	Note	Frequency	Level	Margin	Limit Line	Read Level	Antenna Factor	Path Loss	Preamp Factor	Ant Pos	Table Pos	Peak Avg.	Pol.	
		( MHz )	( dBμV/m )	( dB )	( dBμV/m )	( dBμV )	( dB/m )	( dB )	( dB )	( cm )	( deg )	( P/A )	( H/V )	
BLE CH 00 2402MHz		2321.76	53.86	-20.14	74	39.49	31.51	18.25	35.39	128	27	P	H	
		2385.915	42.92	-11.08	54	28.49	31.4	18.44	35.41	128	27	A	H	
	*	2402	79.55	-	-	65.07	31.42	18.48	35.42	128	27	P	H	
	*	2402	78.06	-	-	63.58	31.42	18.48	35.42	128	27	A	H	
													H	
													H	
			2386.545	53.88	-20.12	74	39.45	31.4	18.44	35.41	340	14	P	V
			2386.44	42.92	-11.08	54	28.49	31.4	18.44	35.41	340	14	A	V
	*		2402	78.18	-	-	63.7	31.42	18.48	35.42	340	14	P	V
	*		2402	76.48	-	-	62	31.42	18.48	35.42	340	14	A	V
													V	
													V	



BLE	Note	Frequency ( MHz )	Level ( dBμV/m )	Margin ( dB )	Limit Line ( dBμV/m )	Read Level ( dBμV )	Antenna Factor ( dB/m )	Path Loss ( dB )	Preamp Factor ( dB )	Ant Pos ( cm )	Table Pos ( deg )	Peak Avg. ( P/A )	Pol. ( H/V )
BLE CH 19 2440MHz		2335.9	53.6	-20.4	74	39.24	31.46	18.29	35.39	100	25	P	H
		2387.28	42.86	-11.14	54	28.43	31.4	18.44	35.41	100	25	A	H
	*	2440	78.28	-	-	63.45	31.72	18.54	35.43	100	25	P	H
	*	2440	76.65	-	-	61.82	31.72	18.54	35.43	100	25	A	H
		2488.66	54.77	-19.23	74	39.5	32.11	18.61	35.45	100	25	P	H
		2495.94	43.84	-10.16	54	28.51	32.17	18.62	35.46	100	25	A	H
		2381.96	53.68	-20.32	74	39.26	31.4	18.43	35.41	374	14	P	V
		2386.3	42.86	-11.14	54	28.43	31.4	18.44	35.41	374	14	A	V
	*	2440	76.88	-	-	62.05	31.72	18.54	35.43	374	14	P	V
	*	2440	75.25	-	-	60.42	31.72	18.54	35.43	374	14	A	V
		2489.57	54.32	-19.68	74	39.04	32.12	18.61	35.45	374	14	P	V
		2497.41	43.86	-10.14	54	28.52	32.18	18.62	35.46	374	14	A	V
BLE CH 39 2480MHz	*	2480	76.76	-	-	61.57	32.04	18.6	35.45	119	27	P	H
	*	2480	75.09	-	-	59.9	32.04	18.6	35.45	119	27	A	H
		2499.36	54.62	-19.38	74	39.26	32.19	18.63	35.46	119	27	P	H
		2499.56	43.75	-10.25	54	28.38	32.2	18.63	35.46	119	27	A	H
													H
													H
	*	2480	75.22	-	-	60.03	32.04	18.6	35.45	353	356	P	V
	*	2480	73.47	-	-	58.28	32.04	18.6	35.45	353	356	A	V
		2483.56	54.02	-19.98	74	38.8	32.07	18.6	35.45	353	356	P	V
		2499.88	43.76	-10.24	54	28.39	32.2	18.63	35.46	353	356	A	V
												V	
												V	
Remark	1. No other spurious found. 2. All results are PASS against Peak and Average limit line.												



2.4GHz 2400~2483.5MHz  
BLE (Harmonic @ 3m)

BLE	Note	Frequency ( MHz )	Level ( dBµV/m )	Margin ( dB )	Limit Line ( dBµV/m )	Read Level ( dBµV )	Antenna Factor ( dB/m )	Path Loss ( dB )	Preamp Factor ( dB )	Ant Pos ( cm )	Table Pos ( deg )	Peak Avg. ( P/A )	Pol. ( H/V )	
BLE CH 00 2402MHz		4804	41.73	-32.27	74	54.02	34.01	12.7	59	-	-	P	H	
		14499	47.68	-26.32	74	43.94	39.6	21.66	57.52	-	-	P	H	
		16155	49.01	-24.99	74	41.21	41.2	22.69	56.09	-	-	P	H	
		16155	39.07	-14.93	54	31.27	41.2	22.69	56.09	-	-	A	H	
		17715	51.14	-22.86	74	41.26	41.51	23.55	55.18	-	-	P	H	
		17715	41.27	-12.73	54	31.39	41.51	23.55	55.18	-	-	A	H	
														H
														H
														H
														H
														H
														H
			4804	41.25	-32.75	74	53.54	34.01	12.7	59	-	-	P	V
			14475	47.69	-26.31	74	44.02	39.55	21.65	57.53	-	-	P	V
			15810	49.17	-24.83	74	42.26	40.72	22.49	56.3	-	-	P	V
			15810	39.26	-14.74	54	32.35	40.72	22.49	56.3	-	-	A	V
			17895	51.01	-22.99	74	41.05	41.41	23.65	55.1	-	-	P	V
			17895	41.12	-12.88	54	31.16	41.41	23.65	55.1	-	-	A	V
													V	
													V	
													V	
													V	
													V	
													V	



BLE	Note	Frequency ( MHz )	Level ( dBμV/m )	Margin ( dB )	Limit Line ( dBμV/m )	Read Level ( dBμV )	Antenna Factor ( dB/m )	Path Loss ( dB )	Preamp Factor ( dB )	Ant Pos ( cm )	Table Pos ( deg )	Peak Avg. ( P/A )	Pol. ( H/V )	
BLE CH 19 2440MHz		4880	41.94	-32.06	74	54.01	34.04	12.75	58.86	-	-	P	H	
		7320	42.03	-31.97	74	48.82	35.68	15.03	57.5	-	-	P	H	
		14490	47.85	-26.15	74	44.14	39.58	21.65	57.52	-	-	P	H	
		15870	49.05	-24.95	74	41.89	40.84	22.52	56.2	-	-	P	H	
		15870	39.12	-14.88	54	31.96	40.84	22.52	56.2	-	-	A	H	
		17745	52.05	-21.95	74	42.11	41.54	23.57	55.17	-	-	P	H	
		17745	42.14	-11.86	54	32.2	41.54	23.57	55.17	-	-	A	H	
														H
														H
														H
														H
														H
														H
			4880	41.65	-32.35	74	53.72	34.04	12.75	58.86	-	-	P	V
			7320	42.74	-31.26	74	49.53	35.68	15.03	57.5	-	-	P	V
			14490	47.61	-26.39	74	43.9	39.58	21.65	57.52	-	-	P	V
			15885	49.54	-24.46	74	42.33	40.87	22.52	56.18	-	-	P	V
			15885	39.66	-14.34	54	32.45	40.87	22.52	56.18	-	-	A	V
			17790	51.18	-22.82	74	41.14	41.59	23.6	55.15	-	-	P	V
			17790	41.3	-12.7	54	31.26	41.59	23.6	55.15	-	-	A	V
													V	
													V	
													V	
													V	
													V	



BLE	Note	Frequency ( MHz )	Level ( dBμV/m )	Margin ( dB )	Limit Line ( dBμV/m )	Read Level ( dBμV )	Antenna Factor ( dB/m )	Path Loss ( dB )	Preamp Factor ( dB )	Ant Pos ( cm )	Table Pos ( deg )	Peak Avg. ( P/A )	Pol. ( H/V )	
BLE CH 39 2480MHz		4960	41.7	-32.3	74	53.49	34.1	12.82	58.71	-	-	P	H	
		7440	41.79	-32.21	74	48.53	35.82	15.03	57.59	-	-	P	H	
		14499	47.53	-26.47	74	43.79	39.6	21.66	57.52	-	-	P	H	
		16020	48.85	-25.15	74	41.19	41.04	22.62	56	-	-	P	H	
		16020	38.93	-15.07	54	31.27	41.04	22.62	56	-	-	A	H	
		17820	51.09	-22.91	74	41.05	41.56	23.61	55.13	-	-	P	H	
		17820	41.17	-12.83	54	31.13	41.56	23.61	55.13	-	-	A	H	
														H
														H
														H
														H
														H
			4960	41.76	-32.24	74	53.55	34.1	12.82	58.71	-	-	P	V
			7440	41.41	-32.59	74	48.15	35.82	15.03	57.59	-	-	P	V
			14475	47.4	-26.6	74	43.73	39.55	21.65	57.53	-	-	P	V
			15870	48.85	-25.15	74	41.69	40.84	22.52	56.2	-	-	P	V
			15870	38.9	-15.1	54	31.74	40.84	22.52	56.2	-	-	A	V
			17715	50.69	-23.31	74	40.81	41.51	23.55	55.18	-	-	P	V
			17715	40.83	-13.17	54	30.95	41.51	23.55	55.18	-	-	A	V
														V
													V	
													V	
													V	
													V	
<b>Remark</b>	<ol style="list-style-type: none"> <li>No other spurious found.</li> <li>All results are PASS against Peak and Average limit line.</li> <li>The emission position marked as "-" means no suspected emission found with sufficient margin against limit line or noise floor only.</li> <li>The emission level close to 18GHz is checked that the average emission level is noise floor only.</li> </ol>													





**Note symbol**

*	<b>Fundamental Frequency</b> which can be ignored. However, the level of any unwanted emissions shall not exceed the level of the fundamental frequency.
!	Test result is <b>over limit</b> line.
P/A	<b>Peak</b> or <b>Average</b>
H/V	<b>Horizontal</b> or <b>Vertical</b>



A calculation example for radiated spurious emission is shown as below:

BLE	Note	Frequency	Level	Over	Limit	Read	Antenna	Path	Preamp	Ant	Table	Peak	Pol.
		( MHz )	( dBμV/m )	( dB )	( dBμV/m )	( dBμV )	( dB/m )	( dB )	( dB )	( cm )	( deg )	( P/A )	( H/V )
BLE CH 00 2402MHz		2390	55.45	-18.55	74	54.51	32.22	4.58	35.86	103	308	P	H
		2390	43.54	-10.46	54	42.6	32.22	4.58	35.86	103	308	A	H

1. Path Loss(dB) = Cable loss(dB) + Filter loss(dB) + Attenuator loss(dB)
2. Level(dBμV/m) =  
Antenna Factor(dB/m) + Path Loss(dB) + Read Level(dBμV) - Preamp Factor(dB)
3. Over Limit(dB) = Level(dBμV/m) – Limit Line(dBμV/m)

**For Peak Limit @ 2390MHz:**

1. Level(dBμV/m)  
= Antenna Factor(dB/m) + Path Loss(dB) + Read Level(dBμV) - Preamp Factor(dB)  
= 32.22(dB/m) + 4.58(dB) + 54.51(dBμV) – 35.86 (dB)  
= 55.45 (dBμV/m)
2. Over Limit(dB)  
= Level(dBμV/m) – Limit Line(dBμV/m)  
= 55.45(dBμV/m) – 74(dBμV/m)  
= -18.55(dB)

**For Average Limit @ 2390MHz:**

1. Level(dBμV/m)  
= Antenna Factor(dB/m) + Path Loss(dB) + Read Level(dBμV) - Preamp Factor(dB)  
= 32.22(dB/m) + 4.58(dB) + 42.6(dBμV) – 35.86 (dB)  
= 43.54 (dBμV/m)
2. Over Limit(dB)  
= Level(dBμV/m) – Limit Line(dBμV/m)  
= 43.54(dBμV/m) – 54(dBμV/m)  
= -10.46(dB)

Both peak and average measured complies with the limit line, so test result is "PASS".



## Appendix F. Cabinet Radiated Spurious Emission Plots

Test Engineer :	Jesse Wang, Stan Hsieh and Ken Wu	Temperature :	22.6~ 24.3°C
		Relative Humidity :	56.7~ 61.5%

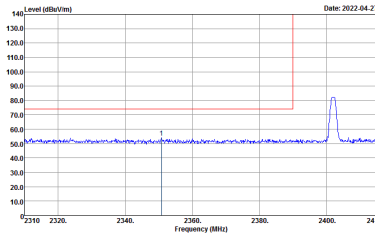
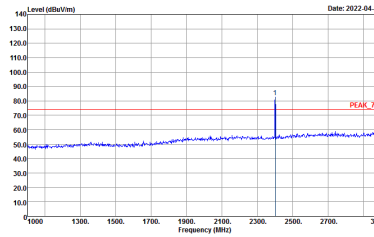
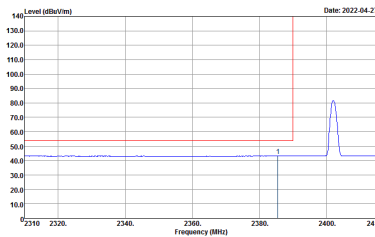
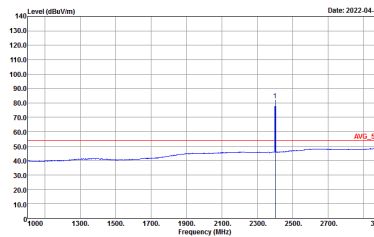
### Note symbol

-L	Low channel location
-R	High channel location

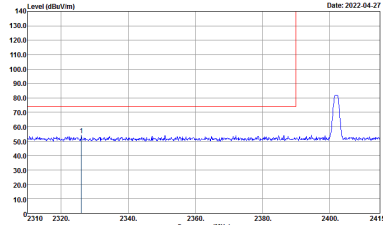
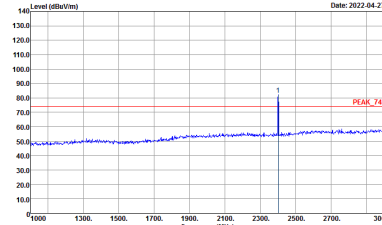
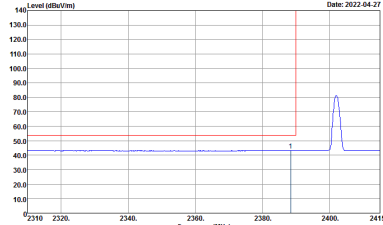
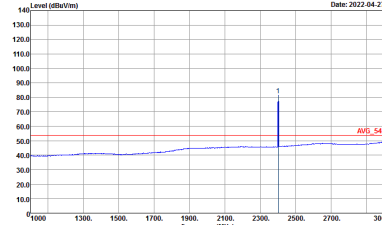


<Setting 10>  
<1Mbps>

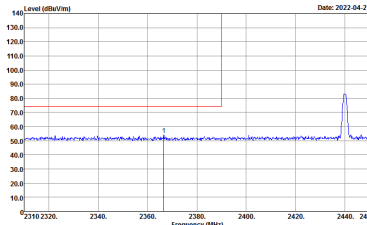
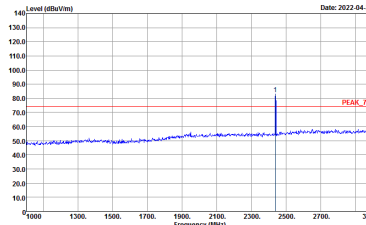
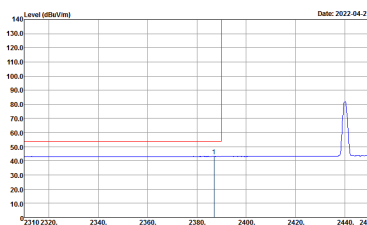
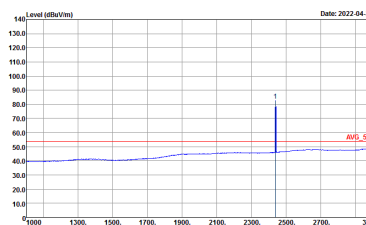
2.4GHz 2400~2483.5MHz  
BLE (Band Edge @ 3m)

BLE	2.4GHz 2400~2483.5MHz Band Edge @ 3m	
	BLE CH00 2402MHz	
	Horizontal	Fundamental
Peak	 <p>Site Condition : 03CH07-HY : PEAK_BE_74 3m HF_ANT_00075962 HORIZONTAL : RBW:1000.000kHz VBW:3000.000kHz SWTAuto</p>	 <p>Site Condition : 03CH07-HY : PEAK_74 3m HF_ANT_00075962 HORIZONTAL : RBW:1000.000kHz VBW:3000.000kHz SWTAuto</p>
Avg.	 <p>Site Condition : 03CH07-HY : AVG_BE_24 3m HF_ANT_00075962 HORIZONTAL : RBW:1000.000kHz VBW:0.010kHz SWTAuto</p>	 <p>Site Condition : 03CH07-HY : AVG_24 3m HF_ANT_00075962 HORIZONTAL : RBW:1000.000kHz VBW:0.010kHz SWTAuto</p>



BLE	2.4GHz 2400~2483.5MHz Band Edge @ 3m	
BLE CH00 2402MHz		
	Vertical	Fundamental
Peak	 <p>Site : 03CH07-HY Condition : PEAK_BE_74 3m HF_ANT_00075962 VERTICAL : RBW:1000.000kHz VBW:3000.000kHz SWT:Auto</p>	 <p>Site : 03CH07-HY Condition : PEAK_74 3m HF_ANT_00075962 VERTICAL : RBW:1000.000kHz VBW:3000.000kHz SWT:Auto</p>
Avg	 <p>Site : 03CH07-HY Condition : AVG_BE_34 3m HF_ANT_00075962 VERTICAL : RBW:1000.000kHz VBW:0.010kHz SWT:Auto</p>	 <p>Site : 03CH07-HY Condition : AVG_34 3m HF_ANT_00075962 VERTICAL : RBW:1000.000kHz VBW:0.010kHz SWT:Auto</p>



BLE	2.4GHz 2400~2483.5MHz Band Edge @ 3m	
	BLE CH19 2440MHz - L	
	Horizontal	Fundamental
Peak	 <p>Date: 2022-04-27</p> <p>Site : 03CH07-HY Condition : PEAK_BE_24 3m HF_ANT_00075962 HORIZONTAL : RBW:1000.000kHz VBW:3000.000kHz SWT:Auto</p>	 <p>Date: 2022-04-27</p> <p>Site : 03CH07-HY Condition : PEAK_24 3m HF_ANT_00075962 HORIZONTAL : RBW:1000.000kHz VBW:3000.000kHz SWT:Auto</p>
Avg.	 <p>Date: 2022-04-27</p> <p>Site : 03CH07-HY Condition : AVG_BE_24 3m HF_ANT_00075962 HORIZONTAL : RBW:1000.000kHz VBW:0.010kHz SWT:Auto</p>	 <p>Date: 2022-04-27</p> <p>Site : 03CH07-HY Condition : AVG_24 3m HF_ANT_00075962 HORIZONTAL : RBW:1000.000kHz VBW:0.010kHz SWT:Auto</p>



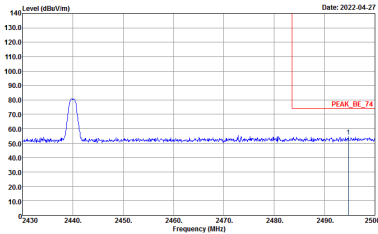
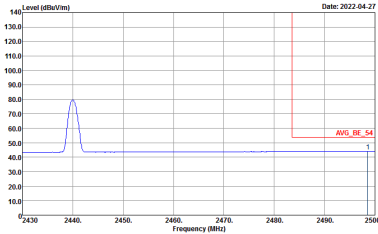
BLE	2.4GHz 2400~2483.5MHz Band Edge @ 3m	
BLE CH19 2440MHz - R		
	Horizontal	Fundamental
<p><b>Peak</b></p>		<p>Left blank</p>
<p><b>Avg.</b></p>		<p>Left blank</p>



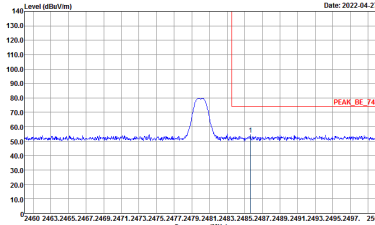
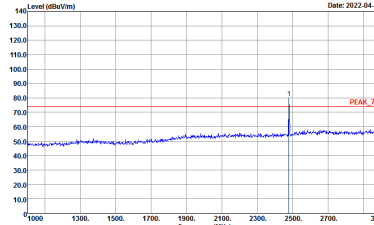
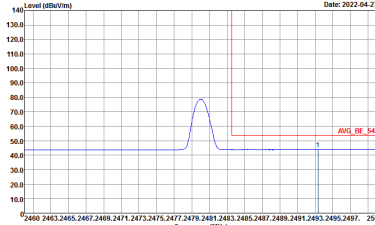
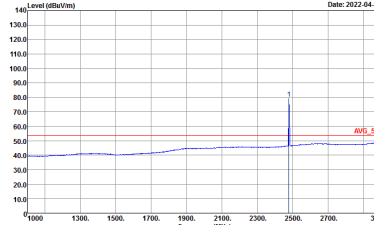
BLE	2.4GHz 2400~2483.5MHz Band Edge @ 3m	
BLE CH19 2440MHz - L		
	Vertical	Fundamental
Peak	<p>Site : 03CH07-HY Condition : PEAK_BE_74 3m HF_ANT_00075962 VERTICAL : RBW:1000.000kHz VBW:3000.000kHz SWT:Auto</p>	<p>Site : 03CH07-HY Condition : PEAK_74 3m HF_ANT_00075962 VERTICAL : RBW:1000.000kHz VBW:3000.000kHz SWT:Auto</p>
Avg.	<p>Site : 03CH07-HY Condition : AVG_BE_34 3m HF_ANT_00075962 VERTICAL : RBW:1000.000kHz VBW:0.010kHz SWT:Auto</p>	<p>Site : 03CH07-HY Condition : AVG_34 3m HF_ANT_00075962 VERTICAL : RBW:1000.000kHz VBW:0.010kHz SWT:Auto</p>



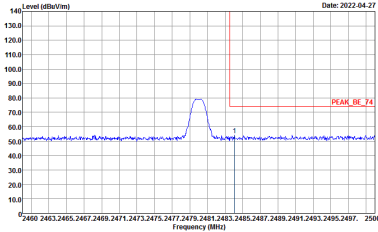
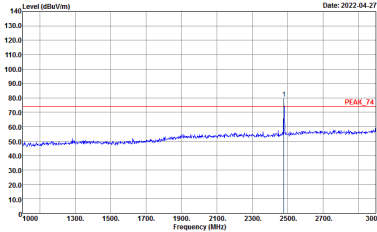
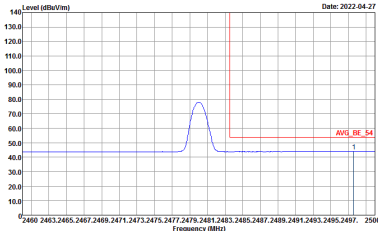
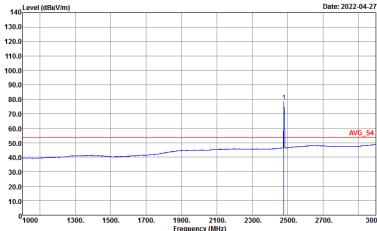


BLE	2.4GHz 2400~2483.5MHz Band Edge @ 3m	
BLE CH19 2440MHz - R		
	Vertical	Fundamental
Peak	 <p>Date: 2022-04-27</p> <p>Site : 03CH07-HY Condition : PEAK_BE_74 3m HF_ANT_00075962 VERTICAL : RBW:1000.000kHz VBW:3000.000kHz SWFAuto</p>	Left blank
Avg.	 <p>Date: 2022-04-27</p> <p>Site : 03CH07-HY Condition : AVG_BE_54 3m HF_ANT_00075962 VERTICAL : RBW:1000.000kHz VBW:0.020kHz SWFAuto</p>	Left blank



BLE	2.4GHz 2400~2483.5MHz Band Edge @ 3m	
BLE CH39 2480MHz		
	Horizontal	Fundamental
Peak	 <p>Site : 03CH07-HY Condition : PEAK_BE_74 3m HF_ANT_00075962 HORIZONTAL : RBW:1000.000kHz VBW:3000.000kHz SWT:Auto</p>	 <p>Site : 03CH07-HY Condition : PEAK_74 3m HF_ANT_00075962 HORIZONTAL : RBW:1000.000kHz VBW:3000.000kHz SWT:Auto</p>
Avg.	 <p>Site : 03CH07-HY Condition : AVG_BE_S4 3m HF_ANT_00075962 HORIZONTAL : RBW:1000.000kHz VBW:0.010kHz SWT:Auto</p>	 <p>Site : 03CH07-HY Condition : AVG_S4 3m HF_ANT_00075962 HORIZONTAL : RBW:1000.000kHz VBW:0.010kHz SWT:Auto</p>

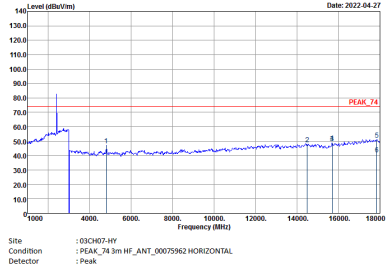
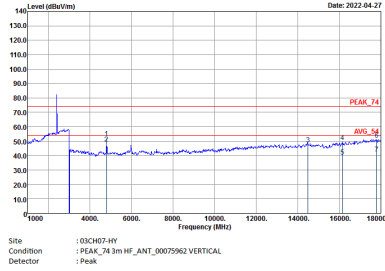


BLE	2.4GHz 2400~2483.5MHz Band Edge @ 3m	
BLE CH39 2480MHz		
	Vertical	Fundamental
Peak	 <p>Site : 03CH07-HY Condition : PEAK_BE_74 3m HF_ANT_00075962 VERTICAL : RBW:1000.000kHz VBW:3000.000kHz SWT:Auto</p>	 <p>Site : 03CH07-HY Condition : PEAK_74 3m HF_ANT_00075962 VERTICAL : RBW:1000.000kHz VBW:3000.000kHz SWT:Auto</p>
Avg.	 <p>Site : 03CH07-HY Condition : AVG_BE_54 3m HF_ANT_00075962 VERTICAL : RBW:1000.000kHz VBW:0.020kHz SWT:Auto</p>	 <p>Site : 03CH07-HY Condition : AVG_54 3m HF_ANT_00075962 VERTICAL : RBW:1000.000kHz VBW:0.020kHz SWT:Auto</p>

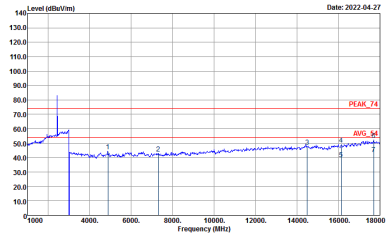
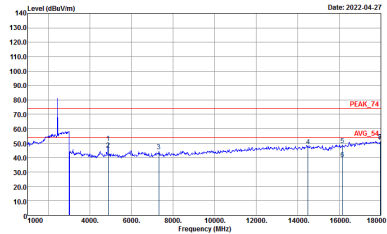


2.4GHz 2400~2483.5MHz

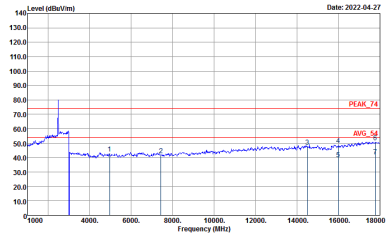
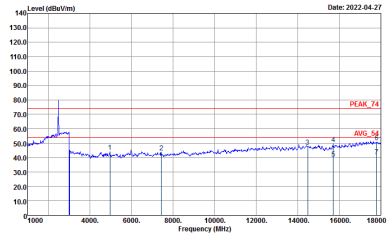
BLE (Harmonic @ 3m)

BLE	2.4GHz 2400~2483.5MHz Harmonic @ 3m	
BLE CH00 2402MHz		
	Horizontal	Vertical
<p>Peak Avg.</p>	 <p>Site : 03CND7-RF Condition : PEAK_74 3m HF_ANT_00075962 HORIZONTAL Detector : Peak</p>	 <p>Site : 03CND7-RF Condition : PEAK_74 3m HF_ANT_00075962 VERTICAL Detector : Peak</p>



BLE	2.4GHz 2400~2483.5MHz Harmonic @ 3m	
BLE CH19 2440MHz		
	Horizontal	Vertical
<p><b>Peak</b> <b>Avg.</b></p>	 <p>Site : 03CH07-4H Condition : PEAK_74 3m HF_ANT_00075962 HORIZONTAL Detector : Peak</p>	 <p>Site : 03CH07-4H Condition : PEAK_74 3m HF_ANT_00075962 VERTICAL Detector : Peak</p>



BLE	2.4GHz 2400~2483.5MHz Harmonic @ 3m	
BLE CH39 2480MHz		
	Horizontal	Vertical
<p>Peak Avg.</p>	 <p>Site : 03CH07-HY Condition : PEAK_74 3m HF_ANT_00075962 HORIZONTAL Detector : Peak</p>	 <p>Site : 03CH07-HY Condition : PEAK_74 3m HF_ANT_00075962 VERTICAL Detector : Peak</p>



Emission above 18GHz  
2.4GHz BLE (SHF @ 1m)

BLE	2.4GHz 2400~2483.5MHz	
	BLE SHF	
	Horizontal	Vertical
<b>Peak</b> <b>Avg.</b>	<p>Site : 03SCH07-4H Condition : PEAK_24.1m SHF-EHF_9170251 HORIZONTAL Detector : Peak</p>	<p>Site : 03SCH07-4H Condition : PEAK_24.1m SHF-EHF_9170251 VERTICAL Detector : Peak</p>



Emission below 1GHz  
2.4GHz BLE (LF)

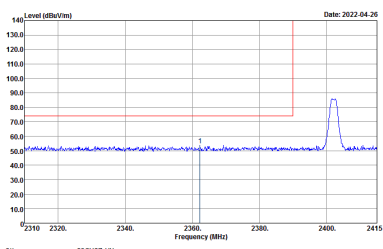
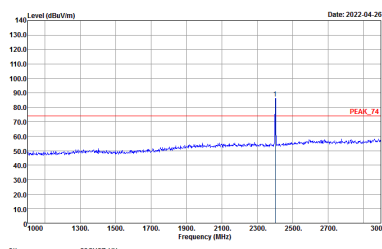
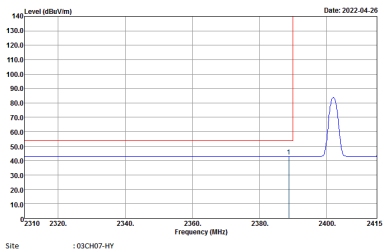
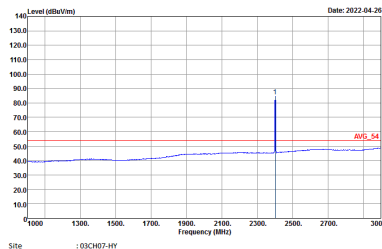
BLE	2.4GHz 2400~2483.5MHz	
	BLE LF	
	Horizontal	Vertical
QP / Peak	<p>Site : 03C1027-HY Condition : QP 3m LF-ANT-35419(6) HORIZONTAL Detector : Peak</p>	<p>Site : 03C1027-HY Condition : QP 3m LF-ANT-35419(6) VERTICAL Detector : Peak</p>





<2Mbps>

2.4GHz 2400~2483.5MHz  
BLE (Band Edge @ 3m)

BLE	2.4GHz 2400~2483.5MHz Band Edge @ 3m	
BLE CH00 2402MHz		
	Horizontal	Fundamental
Peak	 <p>Date: 2022-04-26</p> <p>Site Condition : 03CH07-HY : PEAK_BE_74 3m HF_ANT_00075962 HORIZONTAL : RBW:1000.000kHz VBW:3000.000kHz SWT:Auto</p>	 <p>Date: 2022-04-26</p> <p>Site Condition : 03CH07-HY : PEAK_74 3m HF_ANT_00075962 HORIZONTAL : RBW:1000.000kHz VBW:3000.000kHz SWT:Auto</p>
Avg.	 <p>Date: 2022-04-26</p> <p>Site Condition : 03CH07-HY : AVG_BE_S4 3m HF_ANT_00075962 HORIZONTAL : RBW:1000.000kHz VBW:0.0100kHz SWT:Auto</p>	 <p>Date: 2022-04-26</p> <p>Site Condition : 03CH07-HY : AVG_S4 3m HF_ANT_00075962 HORIZONTAL : RBW:1000.000kHz VBW:0.0100kHz SWT:Auto</p>



BLE	2.4GHz 2400~2483.5MHz Band Edge @ 3m	
	BLE CH00 2402MHz	
	Vertical	Fundamental
Peak	<p>Site : 03CH07-HY Condition : PEAK_BE_74 3m HF_ANT_00075962 VERTICAL : RBW:1000.000kHz VBW:3000.000kHz SWT:Auto</p>	<p>Site : 03CH07-HY Condition : PEAK_74 3m HF_ANT_00075962 VERTICAL : RBW:1000.000kHz VBW:3000.000kHz SWT:Auto</p>
Avg	<p>Site : 03CH07-HY Condition : AVG_BE_34 3m HF_ANT_00075962 VERTICAL : RBW:1000.000kHz VBW:0.010kHz SWT:Auto</p>	<p>Site : 03CH07-HY Condition : AVG_34 3m HF_ANT_00075962 VERTICAL : RBW:1000.000kHz VBW:0.010kHz SWT:Auto</p>

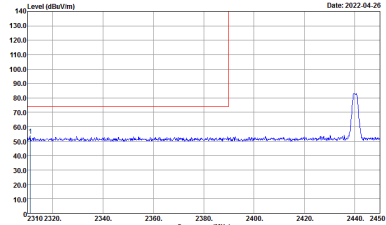
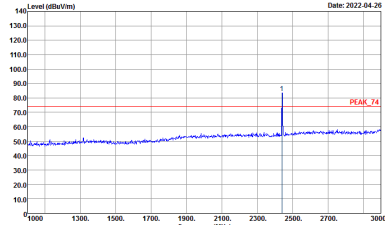
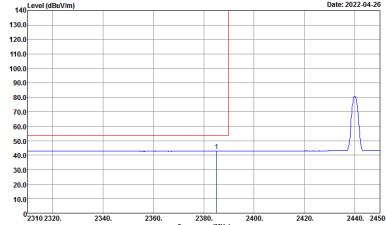
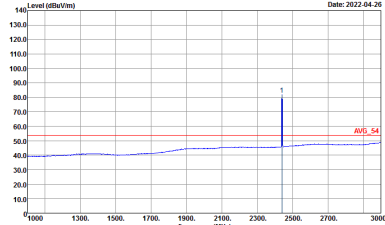


BLE	2.4GHz 2400~2483.5MHz Band Edge @ 3m	
	BLE CH19 2440MHz - L	
	Horizontal	Fundamental
Peak	<p>Site : 03CH07-HY Condition : PEAK_BE_74 3m HF_ANT_00075962 HORIZONTAL : RBW:1000.000kHz VBW:3000.000kHz SWT:Auto</p>	<p>Site : 03CH07-HY Condition : PEAK_74 3m HF_ANT_00075962 HORIZONTAL : RBW:1000.000kHz VBW:3000.000kHz SWT:Auto</p>
Avg.	<p>Site : 03CH07-HY Condition : AVG_BE_74 3m HF_ANT_00075962 HORIZONTAL : RBW:1000.000kHz VBW:0.010kHz SWT:Auto</p>	<p>Site : 03CH07-HY Condition : AVG_74 3m HF_ANT_00075962 HORIZONTAL : RBW:1000.000kHz VBW:0.010kHz SWT:Auto</p>

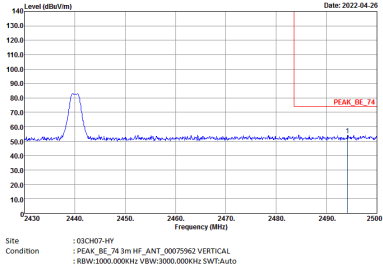
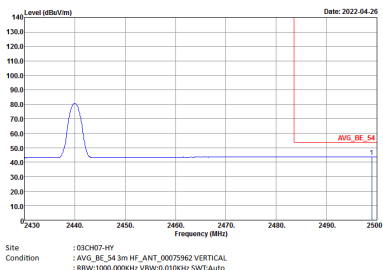


BLE	2.4GHz 2400~2483.5MHz Band Edge @ 3m	
	BLE CH19 2440MHz - R	
	Horizontal	Fundamental
Peak	<p>Site : 03CH07-HY Condition : PEAK_BE_74 3m HF_ANT_00075962 HORIZONTAL : RBW:1000.000kHz VBW:3000.000kHz SWFAuto</p>	Left blank
Avg.	<p>Site : 03CH07-HY Condition : AVG_BE_54 3m HF_ANT_00075962 HORIZONTAL : RBW:1000.000kHz VBW:0.020kHz SWFAuto</p>	Left blank

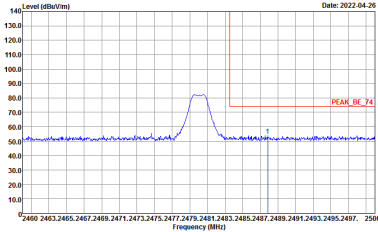
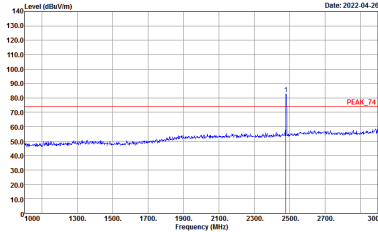
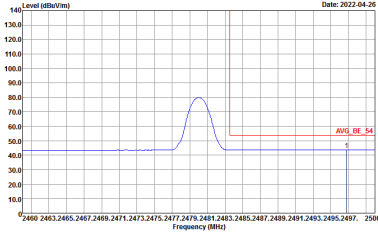
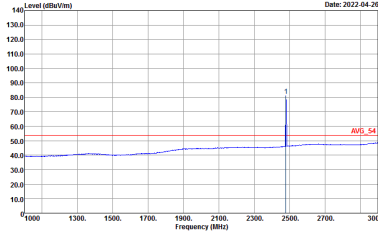


BLE	2.4GHz 2400~2483.5MHz Band Edge @ 3m	
BLE CH19 2440MHz - L		
	Vertical	Fundamental
Peak	 <p>Site : 03CH07-HY Condition : PEAK_BE_74 3m HF_ANT_00075962 VERTICAL : RBW:1000.000kHz VBW:3000.000kHz SWT:Auto</p>	 <p>Site : 03CH07-HY Condition : PEAK_74 3m HF_ANT_00075962 VERTICAL : RBW:1000.000kHz VBW:3000.000kHz SWT:Auto</p>
Avg.	 <p>Site : 03CH07-HY Condition : AVG_BE_34 3m HF_ANT_00075962 VERTICAL : RBW:1000.000kHz VBW:0.010kHz SWT:Auto</p>	 <p>Site : 03CH07-HY Condition : AVG_34 3m HF_ANT_00075962 VERTICAL : RBW:1000.000kHz VBW:0.010kHz SWT:Auto</p>

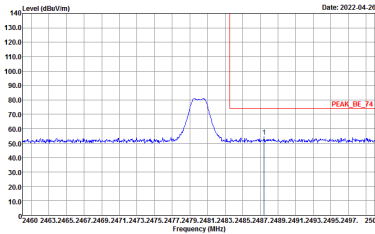
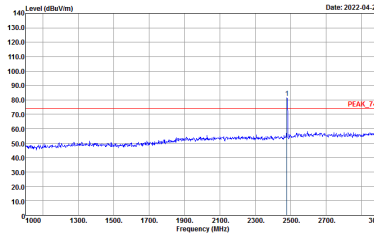
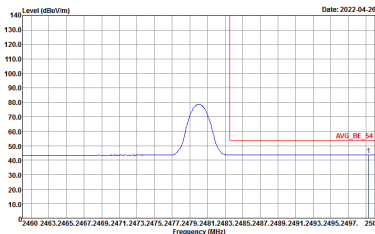
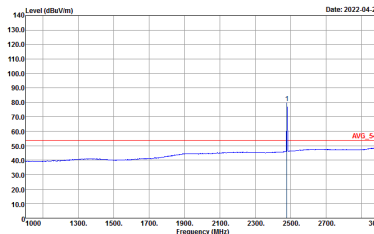


BLE	2.4GHz 2400~2483.5MHz Band Edge @ 3m	
	BLE CH19 2440MHz - R	
	Vertical	Fundamental
Peak	 <p>Site : 03CH07-RY Condition : PEAK_BE_74 3m HF_ANT_00075962 VERTICAL RBW:1000.000kHz VBW:3000.000kHz SWFAuto</p>	Left blank
Avg.	 <p>Site : 03CH07-RY Condition : AVG_BE_54 3m HF_ANT_00075962 VERTICAL RBW:1000.000kHz VBW:0.020kHz SWFAuto</p>	Left blank



BLE	2.4GHz 2400~2483.5MHz Band Edge @ 3m	
BLE CH39 2480MHz		
	Horizontal	Fundamental
Peak	 <p>Site : 03CH07-HY Condition : PEAK_BE_74 3m HF_ANT_00075962 HORIZONTAL : RBW:1000.000kHz VBW:3000.000kHz SWT:Auto</p>	 <p>Site : 03CH07-HY Condition : PEAK_74 3m HF_ANT_00075962 HORIZONTAL : RBW:1000.000kHz VBW:3000.000kHz SWT:Auto</p>
Avg.	 <p>Site : 03CH07-HY Condition : AVG_BE_54 3m HF_ANT_00075962 HORIZONTAL : RBW:1000.000kHz VBW:0.010kHz SWT:Auto</p>	 <p>Site : 03CH07-HY Condition : AVG_54 3m HF_ANT_00075962 HORIZONTAL : RBW:1000.000kHz VBW:0.010kHz SWT:Auto</p>



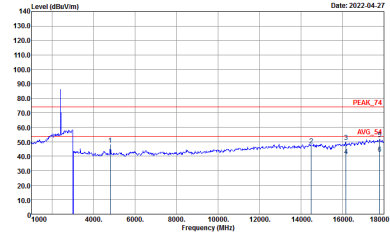
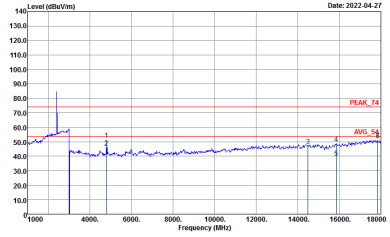
BLE	2.4GHz 2400~2483.5MHz Band Edge @ 3m	
BLE CH39 2480MHz		
	Vertical	Fundamental
Peak	 <p>Site : 03CH07-HY Condition : PEAK_BE_74 3m HF_ANT_00075962 VERTICAL : RBW:1000.000kHz VBW:3000.000kHz SWT:Auto</p>	 <p>Site : 03CH07-HY Condition : PEAK_74 3m HF_ANT_00075962 VERTICAL : RBW:1000.000kHz VBW:3000.000kHz SWT:Auto</p>
Avg.	 <p>Site : 03CH07-HY Condition : AVG_BE_54 3m HF_ANT_00075962 VERTICAL : RBW:1000.000kHz VBW:0.020kHz SWT:Auto</p>	 <p>Site : 03CH07-HY Condition : AVG_54 3m HF_ANT_00075962 VERTICAL : RBW:1000.000kHz VBW:0.020kHz SWT:Auto</p>



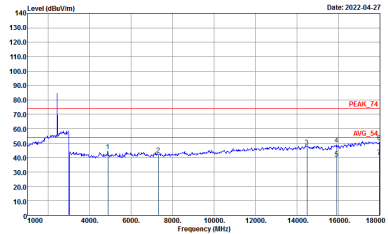
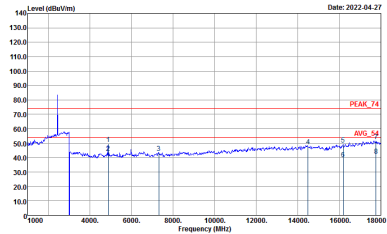


2.4GHz 2400~2483.5MHz

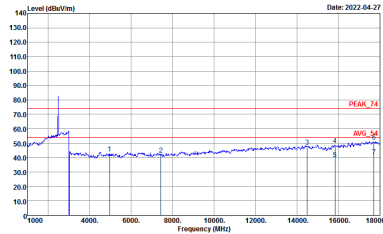
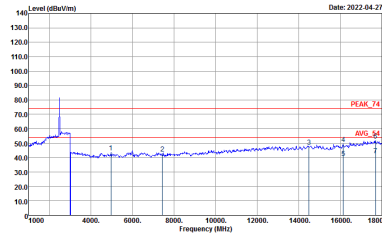
BLE (Harmonic @ 3m)

BLE	2.4GHz 2400~2483.5MHz Harmonic @ 3m	
BLE CH00 2402MHz		
Horizontal		Vertical
<p>Peak</p> <p>Avg.</p>	 <p>Site : 03CH07-4H Condition : PEAK_74 3m HF_ANT_00075962 HORIZONTAL Detector : Peak</p>	 <p>Site : 03CH07-4H Condition : PEAK_74 3m HF_ANT_00075962 VERTICAL Detector : Peak</p>



BLE	2.4GHz 2400~2483.5MHz Harmonic @ 3m	
BLE CH19 2440MHz		
	Horizontal	Vertical
Peak Avg.	 <p>Site : 03CH07-HY Condition : PEAK_74 3m HF_ANT_00075962 HORIZONTAL Detector : Peak</p>	 <p>Site : 03CH07-HY Condition : PEAK_74 3m HF_ANT_00075962 VERTICAL Detector : Peak</p>

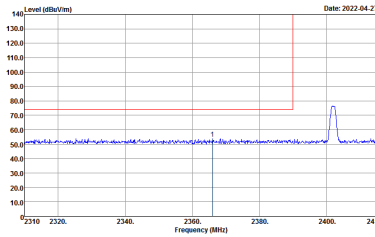
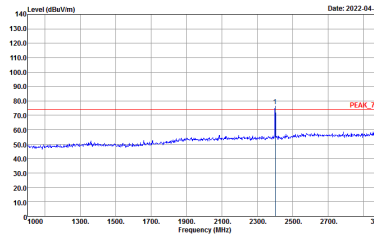
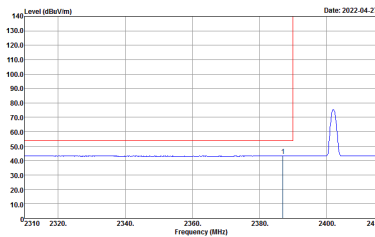
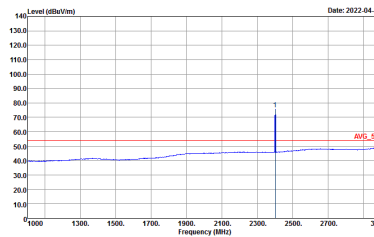


BLE	2.4GHz 2400~2483.5MHz Harmonic @ 3m	
BLE CH39 2480MHz		
	Horizontal	Vertical
<p><b>Peak</b> <b>Avg.</b></p>	 <p>Site : 03CH07-HY Condition : PEAK_74 3m HF_ANT_00075962 HORIZONTAL Detector : Peak</p>	 <p>Site : 03CH07-HY Condition : PEAK_74 3m HF_ANT_00075962 VERTICAL Detector : Peak</p>



<Setting 5>  
<1Mbps>

2.4GHz 2400~2483.5MHz  
BLE (Band Edge @ 3m)

BLE	2.4GHz 2400~2483.5MHz Band Edge @ 3m	
	BLE CH00 2402MHz	
	Horizontal	Fundamental
Peak	 <p>Site Condition : 03CH07-HY : PEAK_BE_74 3m HF_ANT_00075962 HORIZONTAL : RBW:1000.000kHz VBW:3000.000kHz SWTAuto</p>	 <p>Site Condition : 03CH07-HY : PEAK_74 3m HF_ANT_00075962 HORIZONTAL : RBW:1000.000kHz VBW:3000.000kHz SWTAuto</p>
Avg.	 <p>Site Condition : 03CH07-HY : AVG_BE_24 3m HF_ANT_00075962 HORIZONTAL : RBW:1000.000kHz VBW:0.010kHz SWTAuto</p>	 <p>Site Condition : 03CH07-HY : AVG_24 3m HF_ANT_00075962 HORIZONTAL : RBW:1000.000kHz VBW:0.010kHz SWTAuto</p>

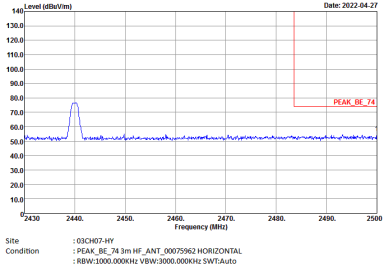
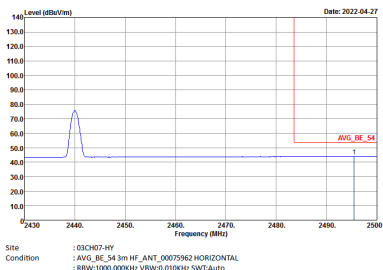


BLE	2.4GHz 2400~2483.5MHz Band Edge @ 3m	
	BLE CH00 2402MHz	
	Vertical	Fundamental
Peak	<p>Site : 03CH07-HY Condition : PEAK_BE_74 3m HF_ANT_00075962 VERTICAL : RBW:1000.000kHz VBW:3000.000kHz SWT:Auto</p>	<p>Site : 03CH07-HY Condition : PEAK_74 3m HF_ANT_00075962 VERTICAL : RBW:1000.000kHz VBW:3000.000kHz SWT:Auto</p>
Avg	<p>Site : 03CH07-HY Condition : AVG_BE_34 3m HF_ANT_00075962 VERTICAL : RBW:1000.000kHz VBW:0.010kHz SWT:Auto</p>	<p>Site : 03CH07-HY Condition : AVG_34 3m HF_ANT_00075962 VERTICAL : RBW:1000.000kHz VBW:0.010kHz SWT:Auto</p>

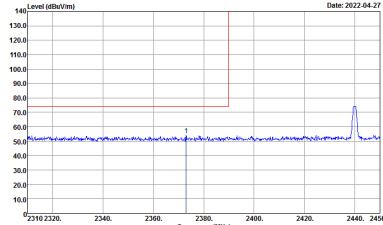
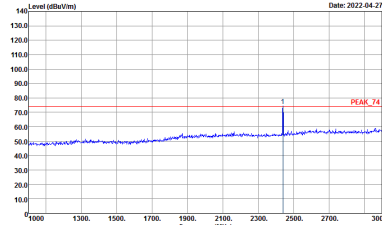
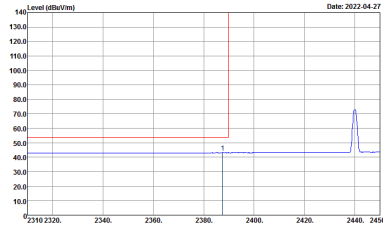
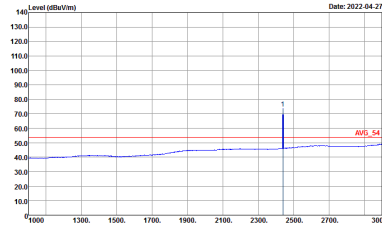


BLE	2.4GHz 2400~2483.5MHz Band Edge @ 3m	
	BLE CH19 2440MHz - L	
	Horizontal	Fundamental
Peak	<p>Site : 03CH07-HY Condition : PEAK_BE_24 3m HF_ANT_00075962 HORIZONTAL : RBW:1000.000kHz VBW:3000.000kHz SWT:Auto</p>	<p>Site : 03CH07-HY Condition : PEAK_24 3m HF_ANT_00075962 HORIZONTAL : RBW:1000.000kHz VBW:3000.000kHz SWT:Auto</p>
Avg.	<p>Site : 03CH07-HY Condition : AVG_BE_24 3m HF_ANT_00075962 HORIZONTAL : RBW:1000.000kHz VBW:0.010kHz SWT:Auto</p>	<p>Site : 03CH07-HY Condition : AVG_24 3m HF_ANT_00075962 HORIZONTAL : RBW:1000.000kHz VBW:0.010kHz SWT:Auto</p>



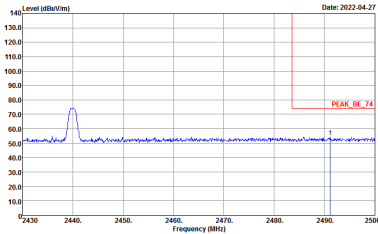
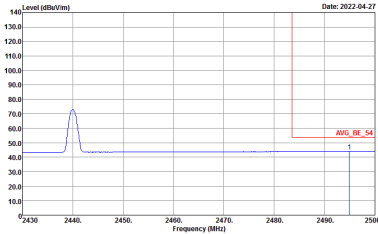
BLE	2.4GHz 2400~2483.5MHz Band Edge @ 3m	
	BLE CH19 2440MHz - R	
	Horizontal	Fundamental
Peak	 <p>Site : 03CH07-HY Condition : :PEAK_BE_74 3m HF_ANT_00075962 HORIZONTAL :RBW:1000.000kHz VBW:3000.000kHz SWFAuto</p>	Left blank
Avg.	 <p>Site : 03CH07-HY Condition : :AVG_BE_54 3m HF_ANT_00075962 HORIZONTAL :RBW:1000.000kHz VBW:3000.000kHz SWFAuto</p>	Left blank



BLE	2.4GHz 2400~2483.5MHz Band Edge @ 3m	
BLE CH19 2440MHz - L		
	Vertical	Fundamental
Peak	 <p>Site : 03CH07-HY Condition : PEAK_BE_74 3m HF_ANT_00075962 VERTICAL : RBW:1000.000kHz VBW:3000.000kHz SWT:Auto</p>	 <p>Site : 03CH07-HY Condition : PEAK_74 3m HF_ANT_00075962 VERTICAL : RBW:1000.000kHz VBW:3000.000kHz SWT:Auto</p>
Avg.	 <p>Site : 03CH07-HY Condition : AVG_BE_34 3m HF_ANT_00075962 VERTICAL : RBW:1000.000kHz VBW:0.010kHz SWT:Auto</p>	 <p>Site : 03CH07-HY Condition : AVG_34 3m HF_ANT_00075962 VERTICAL : RBW:1000.000kHz VBW:0.010kHz SWT:Auto</p>



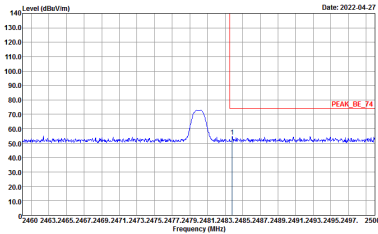
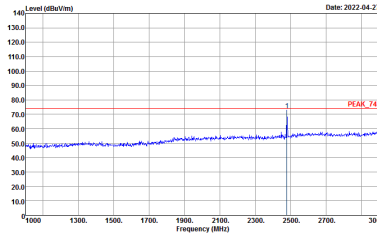
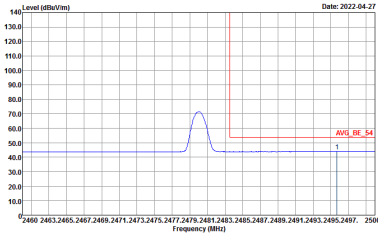
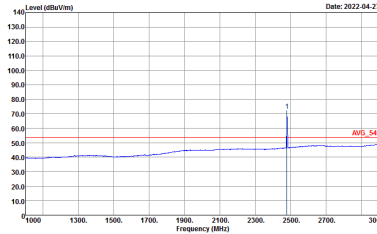


BLE	2.4GHz 2400~2483.5MHz Band Edge @ 3m	
BLE CH19 2440MHz - R		
	Vertical	Fundamental
<p><b>Peak</b></p>	 <p>Site : 03CH07-HY Condition : PEAK_BE_74 3m HF_ANT_00075962 VERTICAL : RBW:1000.000KHz VBW:3000.000KHz SWFAuto</p>	<p>Left blank</p>
<p><b>Avg.</b></p>	 <p>Site : 03CH07-HY Condition : AVG_BE_54 3m HF_ANT_00075962 VERTICAL : RBW:1000.000KHz VBW:0.020KHz SWFAuto</p>	<p>Left blank</p>



BLE	2.4GHz 2400~2483.5MHz Band Edge @ 3m	
BLE CH39 2480MHz		
	Horizontal	Fundamental
Peak	<p>Site : 03CH07-HY Condition : PEAK_BE_74 3m HF_ANT_00075962 HORIZONTAL : RBW:1000.000kHz VBW:3000.000kHz SWT:Auto</p>	<p>Site : 03CH07-HY Condition : PEAK_74 3m HF_ANT_00075962 HORIZONTAL : RBW:1000.000kHz VBW:3000.000kHz SWT:Auto</p>
Avg.	<p>Site : 03CH07-HY Condition : AVG_BE_54 3m HF_ANT_00075962 HORIZONTAL : RBW:1000.000kHz VBW:0.010kHz SWT:Auto</p>	<p>Site : 03CH07-HY Condition : AVG_54 3m HF_ANT_00075962 HORIZONTAL : RBW:1000.000kHz VBW:0.010kHz SWT:Auto</p>



BLE	2.4GHz 2400~2483.5MHz Band Edge @ 3m	
BLE CH39 2480MHz		
	Vertical	Fundamental
Peak	 <p>Site : 03CH07-HY Condition : PEAK_BE_74 3m HF_ANT_00075962 VERTICAL : RBW:1000.000kHz VBW:3000.000kHz SWT:Auto</p>	 <p>Site : 03CH07-HY Condition : PEAK_74 3m HF_ANT_00075962 VERTICAL : RBW:1000.000kHz VBW:3000.000kHz SWT:Auto</p>
Avg.	 <p>Site : 03CH07-HY Condition : AVG_BE_54 3m HF_ANT_00075962 VERTICAL : RBW:1000.000kHz VBW:0.020kHz SWT:Auto</p>	 <p>Site : 03CH07-HY Condition : AVG_54 3m HF_ANT_00075962 VERTICAL : RBW:1000.000kHz VBW:0.020kHz SWT:Auto</p>



2.4GHz 2400~2483.5MHz

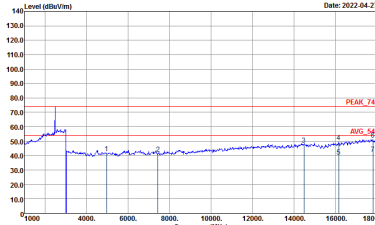
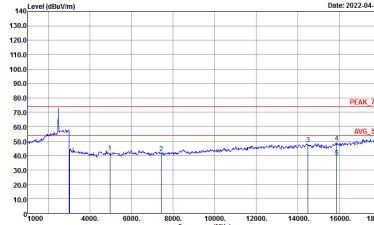
BLE (Harmonic @ 3m)

BLE	2.4GHz 2400~2483.5MHz Harmonic @ 3m	
	BLE CH00 2402MHz	
	Horizontal	Vertical
<b>Peak</b> <b>Avg.</b>	<p>Site : 03SCH07-4H Condition : PEAK_24.3m HF_ANT_00075962 HORIZONTAL Detector : Peak</p>	<p>Site : 03SCH07-4H Condition : PEAK_24.3m HF_ANT_00075962 VERTICAL Detector : Peak</p>



BLE	2.4GHz 2400~2483.5MHz Harmonic @ 3m	
	BLE CH19 2440MHz	
	Horizontal	Vertical
<b>Peak</b> <b>Avg.</b>	<p>Site : 03CH07-HY Condition : PEAK_74 3m HF_ANT_00075962 HORIZONTAL Detector : Peak</p>	<p>Site : 03CH07-HY Condition : PEAK_74 3m HF_ANT_00075962 VERTICAL Detector : Peak</p>



BLE	2.4GHz 2400~2483.5MHz Harmonic @ 3m	
BLE CH39 2480MHz		
	Horizontal	Vertical
<p><b>Peak</b> <b>Avg.</b></p>	 <p>Site : 03CH07-HY Condition : PEAK_74 3m HF_ANT_00075962 HORIZONTAL Detector : Peak</p>	 <p>Site : 03CH07-HY Condition : PEAK_74 3m HF_ANT_00075962 VERTICAL Detector : Peak</p>



Emission above 18GHz
2.4GHz BLE (SHF @ 1m)

Table with 2 columns: Horizontal and Vertical. Each column contains a graph of Level (dBuV/m) vs Frequency (MHz) for BLE SHF. The graphs show a peak at 24.5 GHz and an average level around 40-50 dBuV/m. Metadata includes Site: 03SCH07-4H, Condition: PEAK\_24.5m SHF-EHF\_9170251, and Detector: Peak.

Peak
Avg.



Emission below 1GHz  
2.4GHz BLE (LF)

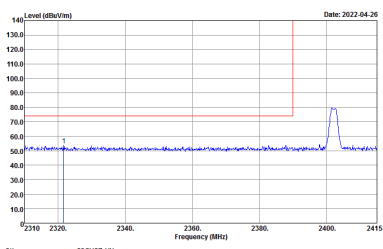
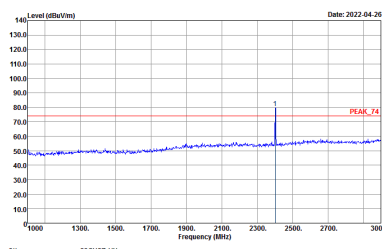
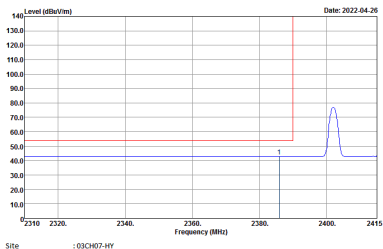
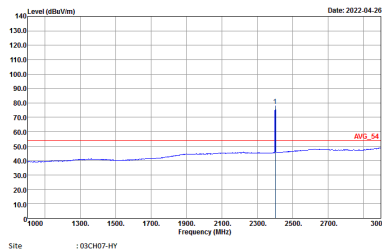
BLE	2.4GHz 2400~2483.5MHz	
	BLE LF	
	Horizontal	Vertical
QP / Peak	<p>Site: 03C1027-HY Condition: QP 3m LF-ANT-35419(6) HORIZONTAL Detector: Peak</p>	<p>Site: 03C1027-HY Condition: QP 3m LF-ANT-35419(6) VERTICAL Detector: Peak</p>





<2Mbps>

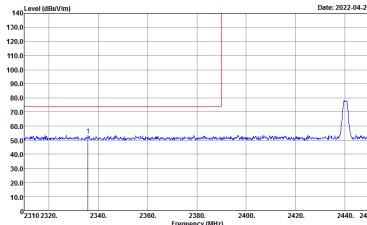
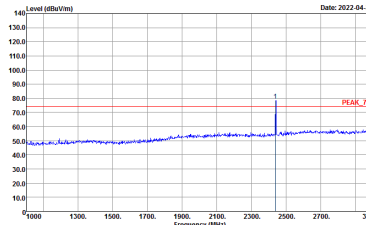
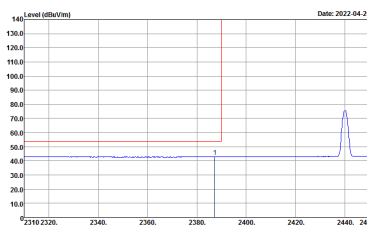
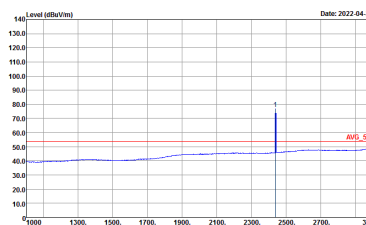
2.4GHz 2400~2483.5MHz  
BLE (Band Edge @ 3m)

BLE	2.4GHz 2400~2483.5MHz Band Edge @ 3m	
BLE CH00 2402MHz		
	Horizontal	Fundamental
Peak	 <p>Site Condition : 03CH07-HY : PEAK_BE_74 3m HF_ANT_00075962 HORIZONTAL : RBW:1000.000kHz VBW:3000.000kHz SWT:Auto</p>	 <p>Site Condition : 03CH07-HY : PEAK_74 3m HF_ANT_00075962 HORIZONTAL : RBW:1000.000kHz VBW:3000.000kHz SWT:Auto</p>
Avg.	 <p>Site Condition : 03CH07-HY : AVG_BE_S4 3m HF_ANT_00075962 HORIZONTAL : RBW:1000.000kHz VBW:0.0100kHz SWT:Auto</p>	 <p>Site Condition : 03CH07-HY : AVG_S4 3m HF_ANT_00075962 HORIZONTAL : RBW:1000.000kHz VBW:0.0100kHz SWT:Auto</p>

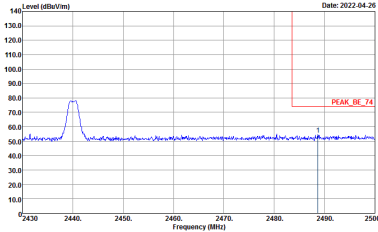
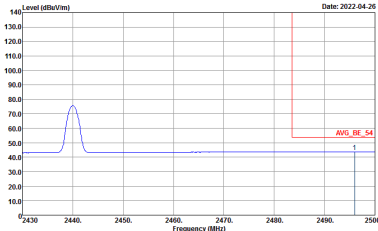


BLE	2.4GHz 2400~2483.5MHz Band Edge @ 3m	
	BLE CH00 2402MHz	
	Vertical	Fundamental
Peak	<p>Vertical Peak Spectrum Plot showing Level (dBV/m) vs Frequency (MHz) from 2310 to 2415 MHz. A peak is visible at approximately 2402 MHz. The plot includes a red line for the peak level and a blue line for the noise floor. The peak level is approximately 74 dBV/m.</p> <p>Site : 03CH07-HY Condition : PEAK_BE_74 3m HF_ANT_00075962 VERTICAL : RBW:1000.000kHz VBW:3000.000kHz SWT:Auto</p>	<p>Fundamental Peak Spectrum Plot showing Level (dBV/m) vs Frequency (MHz) from 1000 to 3000 MHz. A peak is visible at approximately 2402 MHz. The plot includes a red line for the peak level and a blue line for the noise floor. The peak level is approximately 74 dBV/m.</p> <p>Site : 03CH07-HY Condition : PEAK_74 3m HF_ANT_00075962 VERTICAL : RBW:1000.000kHz VBW:3000.000kHz SWT:Auto</p>
Avg	<p>Vertical Avg Spectrum Plot showing Level (dBV/m) vs Frequency (MHz) from 2310 to 2415 MHz. The plot shows the average level of the signal. A peak is visible at approximately 2402 MHz. The peak level is approximately 54 dBV/m.</p> <p>Site : 03CH07-HY Condition : AVG_BE_54 3m HF_ANT_00075962 VERTICAL : RBW:1000.000kHz VBW:0.010kHz SWT:Auto</p>	<p>Fundamental Avg Spectrum Plot showing Level (dBV/m) vs Frequency (MHz) from 1000 to 3000 MHz. The plot shows the average level of the signal. A peak is visible at approximately 2402 MHz. The peak level is approximately 54 dBV/m.</p> <p>Site : 03CH07-HY Condition : AVG_54 3m HF_ANT_00075962 VERTICAL : RBW:1000.000kHz VBW:0.010kHz SWT:Auto</p>



BLE	2.4GHz 2400~2483.5MHz Band Edge @ 3m	
BLE CH19 2440MHz - L		
	Horizontal	Fundamental
Peak	 <p>Date: 2022-04-26</p> <p>Site : 03CH07-HY Condition : PEAK_BE_74 3m HF_ANT_00075962 HORIZONTAL : RBW:1000.000kHz VBW:3000.000kHz SWT:Auto</p>	 <p>Date: 2022-04-26</p> <p>Site : 03CH07-HY Condition : PEAK_74 3m HF_ANT_00075962 HORIZONTAL : RBW:1000.000kHz VBW:3000.000kHz SWT:Auto</p>
Avg.	 <p>Date: 2022-04-26</p> <p>Site : 03CH07-HY Condition : AVG_BE_74 3m HF_ANT_00075962 HORIZONTAL : RBW:1000.000kHz VBW:0.010kHz SWT:Auto</p>	 <p>Date: 2022-04-26</p> <p>Site : 03CH07-HY Condition : AVG_74 3m HF_ANT_00075962 HORIZONTAL : RBW:1000.000kHz VBW:0.010kHz SWT:Auto</p>



BLE	2.4GHz 2400~2483.5MHz Band Edge @ 3m	
BLE CH19 2440MHz - R		
	Horizontal	Fundamental
Peak	 <p>Site : 03CH07-HY Condition : PEAK_BE_74 3m HF_ANT_00075962 HORIZONTAL : RBW:1000.000kHz VBW:3000.000kHz SWFAuto</p>	Left blank
Avg.	 <p>Site : 03CH07-HY Condition : AVG_BE_54 3m HF_ANT_00075962 HORIZONTAL : RBW:1000.000kHz VBW:0.020kHz SWFAuto</p>	Left blank

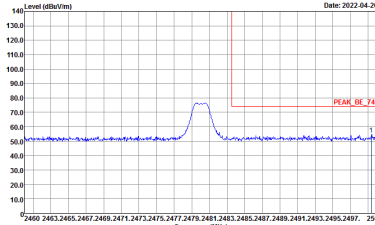
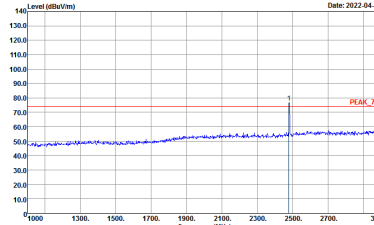
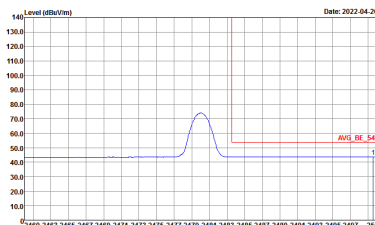
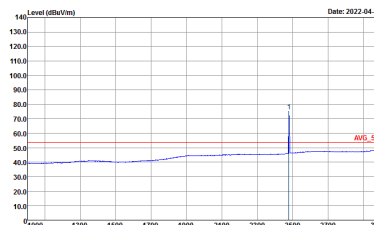


BLE	2.4GHz 2400~2483.5MHz Band Edge @ 3m	
BLE CH19 2440MHz - L		
	Vertical	Fundamental
Peak	<p>Site : 03CH07-HY Condition : PEAK_BE_74 3m HF_ANT_00075962 VERTICAL : RBW:1000.000kHz VBW:3000.000kHz SWT:Auto</p>	<p>Site : 03CH07-HY Condition : PEAK_74 3m HF_ANT_00075962 VERTICAL : RBW:1000.000kHz VBW:3000.000kHz SWT:Auto</p>
Avg.	<p>Site : 03CH07-HY Condition : AVG_BE_34 3m HF_ANT_00075962 VERTICAL : RBW:1000.000kHz VBW:0.020kHz SWT:Auto</p>	<p>Site : 03CH07-HY Condition : AVG_34 3m HF_ANT_00075962 VERTICAL : RBW:1000.000kHz VBW:0.020kHz SWT:Auto</p>

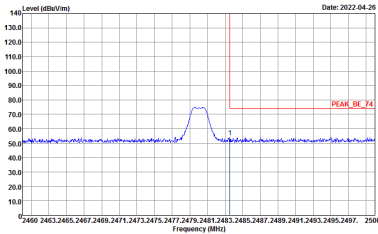
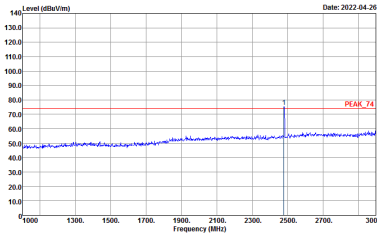
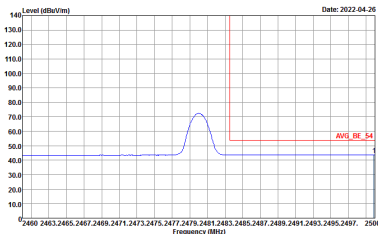
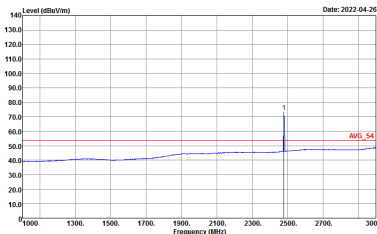


BLE	2.4GHz 2400~2483.5MHz Band Edge @ 3m	
	BLE CH19 2440MHz - R	
	Vertical	Fundamental
Peak	<p>Site : 03CH07-HY Condition : PEAK_BE_74 3m HF_ANT_00075962 VERTICAL RBW:1000.000kHz VBW:3000.000kHz SWFAuto</p>	Left blank
Avg.	<p>Site : 03CH07-HY Condition : AVG_BE_54 3m HF_ANT_00075962 VERTICAL RBW:1000.000kHz VBW:0.020kHz SWFAuto</p>	Left blank



BLE	2.4GHz 2400~2483.5MHz Band Edge @ 3m	
BLE CH39 2480MHz		
	Horizontal	Fundamental
Peak	 <p>Site : 03CH07-HY Condition : PEAK_BE_74 3m HF_ANT_00075962 HORIZONTAL : RBW:1000.000kHz VBW:3000.000kHz SWT:Auto</p>	 <p>Site : 03CH07-HY Condition : PEAK_74 3m HF_ANT_00075962 HORIZONTAL : RBW:1000.000kHz VBW:3000.000kHz SWT:Auto</p>
Avg.	 <p>Site : 03CH07-HY Condition : AVG_BE_54 3m HF_ANT_00075962 HORIZONTAL : RBW:1000.000kHz VBW:0.010kHz SWT:Auto</p>	 <p>Site : 03CH07-HY Condition : AVG_54 3m HF_ANT_00075962 HORIZONTAL : RBW:1000.000kHz VBW:0.010kHz SWT:Auto</p>



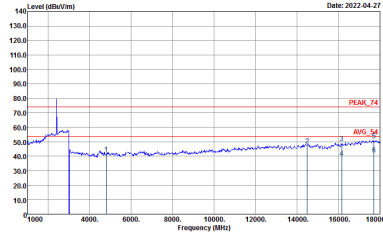
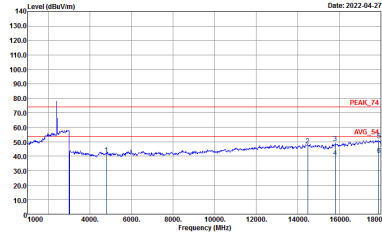
BLE	2.4GHz 2400~2483.5MHz Band Edge @ 3m	
BLE CH39 2480MHz		
	Vertical	Fundamental
Peak	 <p>Site : 03CH07-HY Condition : PEAK_BE_74 3m HF_ANT_00075962 VERTICAL : RBW:1000.000kHz VBW:3000.000kHz SWT:Auto</p>	 <p>Site : 03CH07-HY Condition : PEAK_74 3m HF_ANT_00075962 VERTICAL : RBW:1000.000kHz VBW:3000.000kHz SWT:Auto</p>
Avg.	 <p>Site : 03CH07-HY Condition : AVG_BE_54 3m HF_ANT_00075962 VERTICAL : RBW:1000.000kHz VBW:0.010kHz SWT:Auto</p>	 <p>Site : 03CH07-HY Condition : AVG_54 3m HF_ANT_00075962 VERTICAL : RBW:1000.000kHz VBW:0.010kHz SWT:Auto</p>



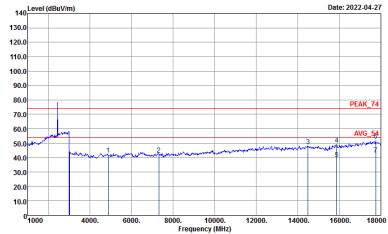
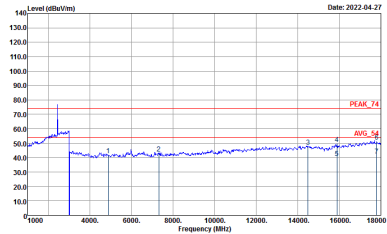


2.4GHz 2400~2483.5MHz

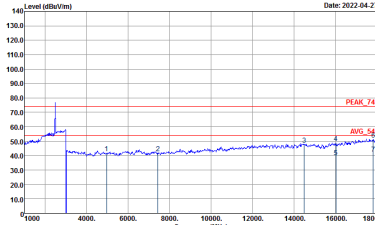
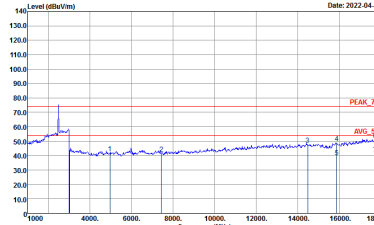
BLE (Harmonic @ 3m)

BLE	2.4GHz 2400~2483.5MHz Harmonic @ 3m	
BLE CH00 2402MHz		
Horizontal		Vertical
<p><b>Peak</b></p> <p><b>Avg.</b></p>	 <p>Site : 03SCH07-4H Condition : PEAK_24.3m HF_ANT_00075962 HORIZONTAL Detector : Peak</p>	 <p>Site : 03SCH07-4H Condition : PEAK_24.3m HF_ANT_00075962 VERTICAL Detector : Peak</p>



BLE	2.4GHz 2400~2483.5MHz Harmonic @ 3m	
BLE CH19 2440MHz		
	Horizontal	Vertical
Peak Avg.	 <p>Site : 03C107-HY Condition : PEAK_74 3m HF_ANT_00075962 HORIZONTAL Detector : Peak</p>	 <p>Site : 03C107-HY Condition : PEAK_74 3m HF_ANT_00075962 VERTICAL Detector : Peak</p>



BLE	2.4GHz 2400~2483.5MHz Harmonic @ 3m	
BLE CH39 2480MHz		
	Horizontal	Vertical
Peak Avg.	 <p>Site : 03CH07-HY Condition : PEAK_74 3m HF_ANT_00075962 HORIZONTAL Detector : Peak</p>	 <p>Site : 03CH07-HY Condition : PEAK_74 3m HF_ANT_00075962 VERTICAL Detector : Peak</p>



## Appendix G. Duty Cycle Plots

Band	Duty Cycle(%)	T(us)	1/T(kHz)	VBW Setting
Bluetooth –LE for 1Mbps	100.00	-	-	10Hz
Bluetooth –LE for 2Mbps	100.00	-	-	10Hz

