


## Annex 3: Test setup photographs to PARTIAL Test Report 20-1-0183502T01a-A3

<b>Number of pages:</b>	7	<b>Date of Report:</b>	2021-Apr-01
<b>Testing company:</b>	CETECOM GmbH Im Teelbruch 116 45219 Essen Germany Tel. + 49 (0) 20 54 / 95 19-0 Fax: + 49 (0) 20 54 / 95 19-150	<b>Applicant:</b>	Husqvarna AB
<b>Product:</b> <b>Model:</b>	Main board with Bluetooth functionality Main Board Type 15		
<b>FCC ID:</b>	ZASHQ-BLE-1J	<b>IC:</b>	23307-HQBLE1J
<b>Testing has been carried out in accordance with:</b>	Title 47 CFR, Chapter I FCC Regulations, Subchapter A Subpart C: §15.247 (DTS) ,  RSS-247, Issue 2 (DTS) RSS-Gen., Issue 5  Deviations, modifications or clarifications (if any) to above mentioned documents are written in each section under "Test method and limit"		


## Table of Contents

1	Test setup photographs .....	3
---	------------------------------	---


## 1 Test setup photographs




Photograph 1: EUT Test Setup in the semi anechoic chamber, Radiated interference field strength



Photograph 2: EUT Test Setup in the semi anechoic chamber, Radiated interference field strength



Photograph 3: EUT Setup Magnetic Field Measurements in the Semi anechoic chamber




Photograph 4: EUT Setup Magnetic Field Measurements in the Semi anechoic chamber




**Photograph 5: EUT Test Setup in the fully anechoic chamber, Radiated interference field strength**



**Photograph 6: EUT Test Setup in the fully anechoic chamber, Radiated interference field strength**



Photograph 7: EUT Conducted Test Setup in the Radio Lab



Photograph 8: EUT Conducted Test Setup in the Radio Lab

## End Of Annex 4