


## Annex 4: Test setup photographs 21-1-0143601T01a-A4-C1

<b>Number of pages:</b>	7	<b>Date of Report:</b>	2022-Jan-04
<b>Testing company:</b>	CETECOM GmbH Im Teelbruch 116 45219 Essen Germany Tel. + 49 (0) 20 54 / 95 19-0 Fax: + 49 (0) 20 54 / 95 19-150	<b>Applicant:</b>	Husqvarna AB
<b>Product:</b> <b>Model:</b>	Robotic Mower BT Application Board Type 2		
<b>FCC ID:</b>	ZASHQ-BLE-1F	<b>IC:</b>	23307-HQBLE1F
<b>Testing has been carried out in accordance with:</b>	<b>Title 47 CFR, Chapter I FCC Regulations, Subchapter A Subpart C: §15.247 (DTS) ,  RSS-247, Issue 2 (DTS) RSS-Gen., Issue 5</b>  Deviations, modifications or clarifications (if any) to above mentioned documents are written in each section under "Test method and limit".method and limit".		


## Table of Contents

1	Test setup photographs .....	3
	Photograph 1 : EUT test setup in the fully anechoic chamber, close up view .....	3
	Photograph 2 : EUT test setup in the fully anechoic chamber, overview .....	3
	Photograph 3 : EMI test setup in the semi anechoic chamber, close up view .....	4
	Photograph 4 : EMI test setup in the semi anechoic chamber, overview .....	4
	Photograph 5 : H-Field test setup in the semi anechoic chamber, close up view .....	5
	Photograph 6 : H-field test setup in the semi anechoic chamber, overview .....	5
	Photograph 7 : EUT setup conducted measurement, close up view .....	6
	Photograph 8 : EUT setup conducted measurement, overview .....	7


## 1 Test setup photographs




Photograph 1: EUT test setup in the fully anechoic chamber, close up view



Photograph 2: EUT test setup in the fully anechoic chamber, overview




Photograph 3: EMI test setup in the semi anechoic chamber, close up view




Photograph 4: EMI test setup in the semi anechoic chamber, overview







Photograph 5: H-Field test setup in the semi anechoic chamber, close up view



Photograph 6: H-field test setup in the semi anechoic chamber, overview



Photograph 7: EUT setup conducted measurement, close up view



Photograph 8: EUT setup conducted measurement, overview

**End Of Annex 4**