



# **CERTIFICATION TEST REPORT**

**Report Number. :** R12790693-EP5

**Applicant :** Husqvarna AB  
EM-FHR  
Huskvarna, SE-561 82 Sweden

**Model :** HQ-HH-002

**FCC ID :** ZAS-HQ-HH-002

**IC :** 23307-HQHH002

**EUT Description :** BLE Module

**Test Standard(s) :** FCC 47 CFR PART 15 SUBPART C  
ISED RSS-247 ISSUE 2  
ISED RSS-GEN ISSUE 5

**Date Of Issue:**

May 01, 2020

**Prepared by:**

UL LLC

12 Laboratory Dr.

Research Triangle Park, NC 27709 USA

Tel: (919) 549-1400



## REPORT REVISION HISTORY

Rev.	Issue Date	Revisions	Revised By
--	--	Initial Issue	
2	2020-05-01	Revised model name	Lariah Ijames

## TABLE OF CONTENTS

REPORT REVISION HISTORY .....	2
TABLE OF CONTENTS .....	3
1. DESCRIPTION OF TEST SETUP .....	4
2. SETUP PHOTOS.....	6

## 1. DESCRIPTION OF TEST SETUP

### SUPPORT EQUIPMENT

Support Equipment List				
Description	Manufacturer	Model	Serial Number	FCC ID
CMW500	R&S	CMW500	1201.0002K50-132911-tU	NA

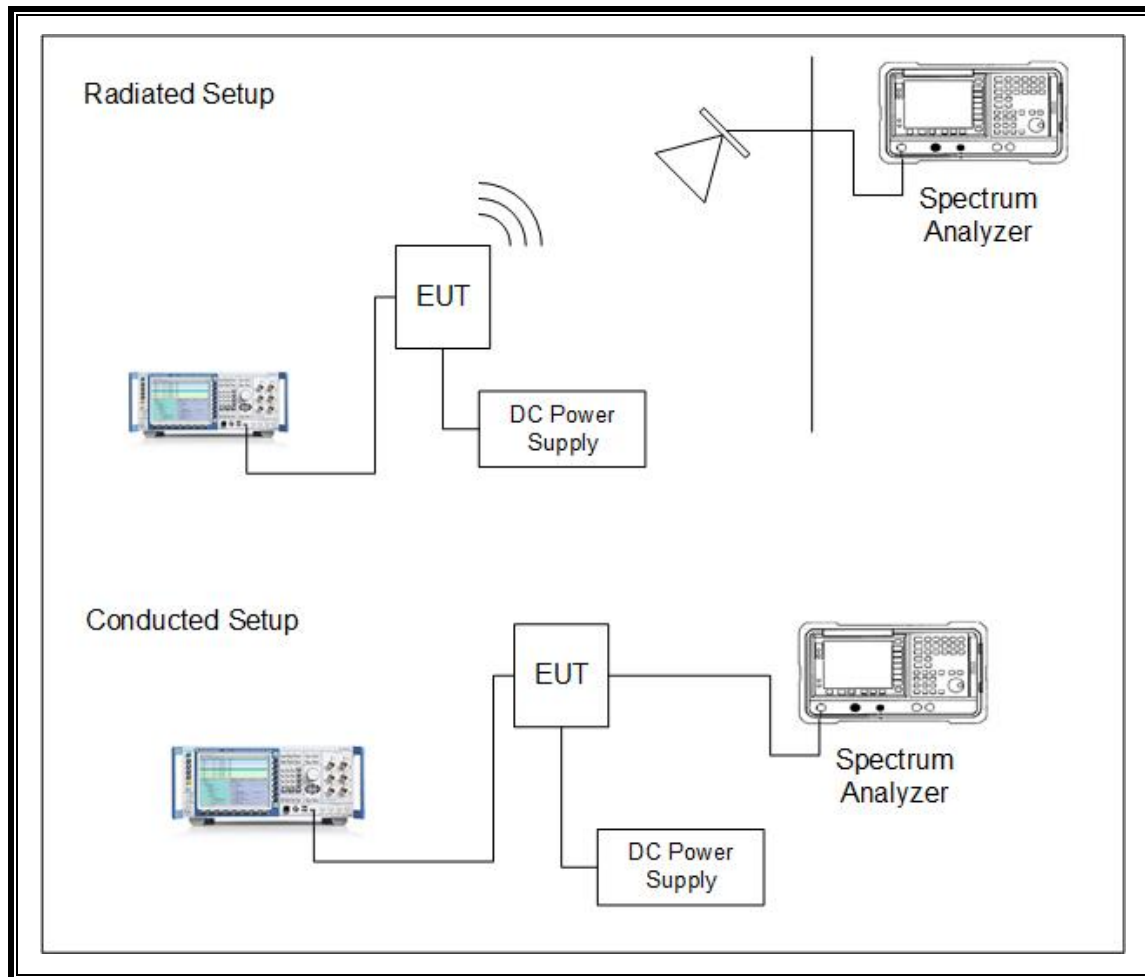
### I/O CABLES

I/O Cable List						
Cable No.	Port	# of Identical Ports	Connector Type	Cable Type	Cable Length (m)	Remarks
1	USB to TTL	1	USB to TTL	USB to TTL	<3m	Connects to CBT for test purposes only
2	Power	1	Soldered/banana plug	Mains	<3m	Provides DC mains

### TEST SETUP

The EUT is connected to a communications tester during test. The communications tester exercised the radio.


## SETUP DIAGRAMS



## 2. SETUP PHOTOS



### RF CONDUCTED MEASUREMENT AT ANTENNA PORT

ANTENNA PORT CONDUCTED PHOTO




**RADIATED SPURIOUS EMISSIONS**

RADIATED SPURIOUS PHOTO (<1GHz)






RADIATED SPURIOUS PHOTO (>1GHz)







RADIATED SPURIOUS PHOTO (X Orientation)



RADIATED SPURIOUS PHOTO (Y Orientation)




RADIATED SPURIOUS PHOTO (Z Orientation)



**AC Power Line Conducted Emissions**

AC POWER LINE CONDUCTED EMISSIONS PHOTO



**END OF TEST REPORT**