



## Appendix A: Photographs of the Test Set-Up

<b>APPENDIX A: PHOTOGRAPHS OF THE TEST SET-UP</b> .....	<b>1</b>
PHOTOGRAPH 1: SET-UP FOR RADIATED SPURIOUS EMISSION, BELOW 1GHZ.....	2
PHOTOGRAPH 2: SET-UP FOR RADIATED SPURIOUS EMISSION, ABOVE 1GHZ .....	2
PHOTOGRAPH 3: SET-UP FOR CONDUCTED EMISSION ON AC MAINS .....	3
PHOTOGRAPH 4: SET-UP FOR RADIATED EMISSION, BELOW 1GHZ .....	3
PHOTOGRAPH 5: SET-UP FOR RADIATED EMISSION, ABOVE 1GHZ.....	4

**Photograph 1: Set-up for Radiated Spurious Emission, Below 1GHz**




**Photograph 2: Set-up for Radiated Spurious Emission, Above 1GHz**



**Photograph 3: Set-up for Conducted Emission on AC Mains**



**Photograph 4: Set-up for Radiated Emission, below 1GHz**



**Photograph 5: Set-up for Radiated Emission, above 1GHz**

