



Scan the above QR code to download and install Edifier Connect App
See more settings (equalization adjustment, pairing name modification, timed shutdown, etc.) in the App



@Edifier_Global



@Edifier_Global



@Edifier_Global

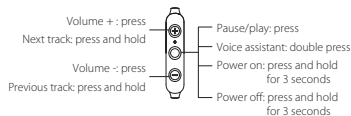
W200BT SE

www.edifier.com

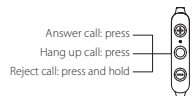
Wireless Sports Headphones

Functional Operation Instructions

Power ON/OFF / Music playback



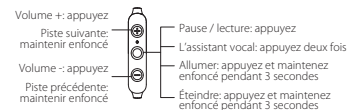
Calling



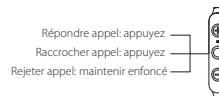
- Clear pairing records: when powered on and not connected, press and hold the "+" and "-" buttons simultaneously for 5 seconds, wait until the blue light flashes rapidly, then the pairing records have been cleared.

Instructions du mode d'emploi

Allumer/éteindre / Lecture de musique



En appel

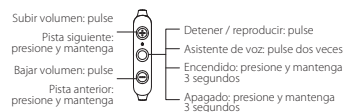


- Pour supprimer les associations existantes: une fois allumé et non connecté, maintenez les boutons «+» et «-» appuyés simultanément pendant 5 secondes, attendez que le témoin bleu clignote rapidement, puis les associations existantes sont supprimées.

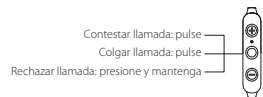
IB-200-W0205-00 V1.0

Instrucciones de funcionamiento

Encendido/Apagado / Reproducción de música



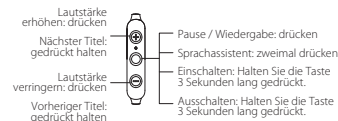
Llamando



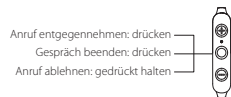
- Limpiar registros de emparejamiento: cuando está encendido y no conectado, mantenga pulsados los botones «+» y «-» simultáneamente durante 5 segundos, espere a que la luz azul parpadee rápidamente y se habrán limpiado los registros de emparejamiento.

Bedienhinweise

Einschalten/Ausschalten / Musikwiedergabe



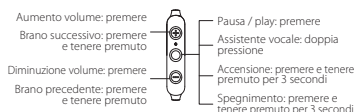
Anrufe tätigen



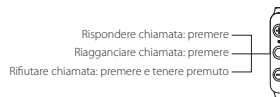
- Löschen der gespeicherten Verbindung: Halten Sie, wenn die Ohrhörer eingeschaltet sind und keinerlei Verbindungen bestehen, sowohl die Taste „+“ als auch die Taste „-“ 5 Sekunden lang gedrückt und warten Sie, bis die blaue Leuchte schnell zu blinken beginnt. Die gespeicherten Verbindungen wurden erfolgreich gelöscht.

Istruzioni per il funzionamento operativo

Accensione/Spegnimento / Riproduzione musicale



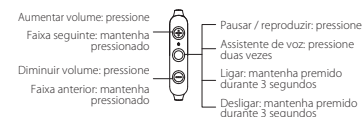
Chiamata



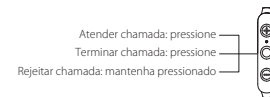
- Cancellare le impostazioni di accoppiamento: quando sono accese e non collegate, premere e tenere premuto contemporaneamente i pulsanti „+“ e „-“ per 5 secondi, attendere che la luce blu lampeggi velocemente, dopodiché le impostazioni di accoppiamento sono cancellate.

Instruções de Funcionamento

Ligar/Desligar / Reprodução de Música



Chamada



- Limpar os registros de emparelhamento: quando estiver alimentado e não ligado, mantenha os botões „+“ e „-“ premidos em simultâneo durante 5 segundos, aguarde até a luz azul piscar rapidamente e, em seguida, os registros de emparelhamento serão limpos.