

EDIFIER

MP80

Portable Speaker

User manual


Important safety instruction

1. Please read the instructions carefully. Keep it in safe place for future reference.
2. Use only accessories approved by the manufacturer.
3. Install the instrument properly by following the instructions in the device connection section.
4. Using the product in a 0-35 °C environment is recommended.
5. To reduce the risk of fire and electric shock, do not expose the product to rain or moisture.
6. Do not use this product near water. Do not immerse the product into any liquid or have it exposed to dripping or splashing.
7. Do not install or use this product near any heat source (e.g. radiator, heater, stove, or other devices that generate heat).
8. Do not place any object filled with liquids, such as vases on the product; neither should any open fire, such as lighted candles be placed on the product.
9. Do not block any ventilation openings. Do not insert any object into ventilation openings or slots. It may cause fire or electric shock.
10. Keep sufficient clearance around the product to maintain good ventilation (minimum 5cm is recommended).

1


Important safety instruction

11. Do not force a plug into the jack. Before connection, check for blockage in the jack and whether the plug matches the jack and is oriented to the right direction.
12. Keep the provided accessories and parts (such as screws) away from children to prevent from being swallowed by mistake.
13. Do not open or remove the housing yourself. It may expose you to dangerous voltage or other hazardous risks. Regardless the cause of damage (such as damaged wire or plug, exposure to liquid splash or foreign object falling in, exposure to rain or moisture, product not working or being dropped, etc.), the repair has to be performed by an authorized service professional immediately.
14. Before cleaning the product with dry cloth, always turn off the product and disconnect the power plug first.
15. Never use strong acid, alkali, gasoline, alcohol, or other chemical solvents to clean the product surface. Use only neutral solvent or clear water for cleaning.

 Excessively loud music may lead to hearing loss. Please keep the volume in a safe range.

2


Important safety instruction

 Correct Disposal of this product. This marking indicates that this product should not be disposed with other household wastes throughout the EU. To prevent possible harm to the environment or human health from uncontrolled waste disposal, recycle it responsibly to promote the sustainable reuse of material resources. To return your used device, please use the return and collection systems or contact the retailer where the product was purchased. They can take this product for environmental safe recycling.

- For wireless product:
1. Wireless product may generate shortwave radio frequencies and interfere with the normal use of other electronic devices or medical equipment.
 2. Turn off the product when it's disallowed. Do not use the product in medical facilities, on airplane, at gas stations, near automatic gates, automatic fire alarm system or other automated devices.
 3. Do not use the product in the vicinity of a pacemaker within a 20cm range. The radio waves may affect the normal operation of the pacemaker or other medical devices.

3

Important safety instruction

 **WARNING!**
Danger of explosion if the battery is incorrectly replaced. Replace only with the same or equivalent type. For products with removable battery, the battery must be properly recycled or disposed. For products with built-in battery, disassembling is prohibited. Never disassemble, hit with force, squeeze batteries or dispose of batteries in fire. Do not expose batteries in conductive materials, liquid, fire or heat. Do not let metal object contact two battery poles. If the battery looks swollen, leaking, discolored, having odor or any abnormal appearance, stop using it. Do not use the battery after immersed in water. Improper use of battery may lead to explosion or leakage, causing skin burn or other injuries; in the event of battery leakage, handle it with care and immediately dispose of the battery in the manner in compliance with applicable laws and regulations in your locality.

4

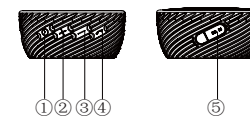
What's in the Box



USB adapter audio cable

5

Illustrations



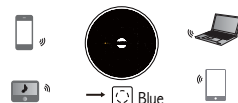
1. Press and hold: Power ON/OFF
Press: Pause/play
2. Press: Volume up
Press and hold: Next track
3. Press: Volume down
Press and hold: Previous track
4. Answer call/Disconnect Bluetooth
5. Charging connector


6

Suit 2207, 22nd floor,
Tower II, Lippo centre,
89 Queensway
Hong Kong

Tel: +852 2522 6989
Fax: +852 2522 1989
www.edifier.com
© 2017 Edifier International Limited.
All rights reserved.
Printed in China

Bluetooth operation






1. Turn on your Bluetooth device to search for and connect to "EDIFIER R101BT".
2. Pin code for connection is "0000" if it is needed.
3. After successfully connected you will hear a prompt tone.
4. Press and hold  to disconnect Bluetooth.



Note: 1. In Bluetooth mode, previous/next track is only available for device has AVRCP profile.
2. Please ensure your mobile device has A2DP and HFP profiles.

8

Bluetooth operation (handsfree phone function)



- When there is incoming call:
1. Press and hold  to reject the call;
 2. Press  to answer the call, press  again to end the call.

During conversation:
Press and hold  to transfer conversation to phone,
press and hold  again to transfer conversation to the speaker

9

Specifications

Power output: 4.5W
Noise level: $\leq 25\text{dB(A)}$
Frequency response: 160Hz-14KHz

Frequency Band: 2.402GHz~2.480GHz
RF Power output: $\leq 20\text{ dBm (EIRP)}$

There are no restrictions of use.

NOTICE:
For the need of technical improvement and system upgrade, information contained herein may be subject to change from time to time without prior notice. Products of EDIFIER will be customized for different applications. Pictures and illustrations shown on this manual may be slightly different from actual product. If any difference is found, the actual product prevails.

10

Troubleshooting

- Switch the EDIFIER MP80 off then on and reconnect to the audio source.
- Ensure Bluetooth function is enabled on your Bluetooth devices.
- Move the devices closer and retry the connection.
- Try another Bluetooth device for connection.
- Switch the system off then on and reconnect to the audio source.
- Confirm that the system is ON and not in STBY mode.
- Check the master volume and confirm that it is turned up.
- Check audio source to confirm that it is functioning properly.

11

To learn more about EDIFIER, please visit www.edifier.com

For Edifier warranty queries, please visit the relevant country page on www.edifier.com and review the section titled Warranty Terms.
USA and Canada: service@edifier.ca
South America: Please visit www.edifier.com (English) or www.edifierla.com (Spanish/Portuguese) for local contact information.

12