


## 7. Photographs of the Test Set-Up


**Photograph 1: Set-up for Spurious Emissions for below 30MHz**




**Photograph 2: Set-up for Spurious Emissions for 30 - 100MHz**



**Photograph 3: Set-up for Spurious Emissions for 1 - 18GHz**



**Photograph 4: Set-up for Spurious Emissions for 18 - 26.5GHz**





**Photograph 5: Set-up for Conducted Emissions**



**Photograph 6: Set-up for Radiated Emissions**

