



Antenna Part Specification

Customer name:	EDIFIER
Project name:	NeoDots
Material category:	BT antenna
Version:	V1.0
Date:	2024.05.15



Contents

I: The report of passive data 3
II: 3D Active test report of antenna..... 8
III: Matching circuit 9
IV: Structure file..... 10

Change record			
Compile / change date	Reason for change	Changed content	Version
2024.05.15	First edition	First edition	V1.0

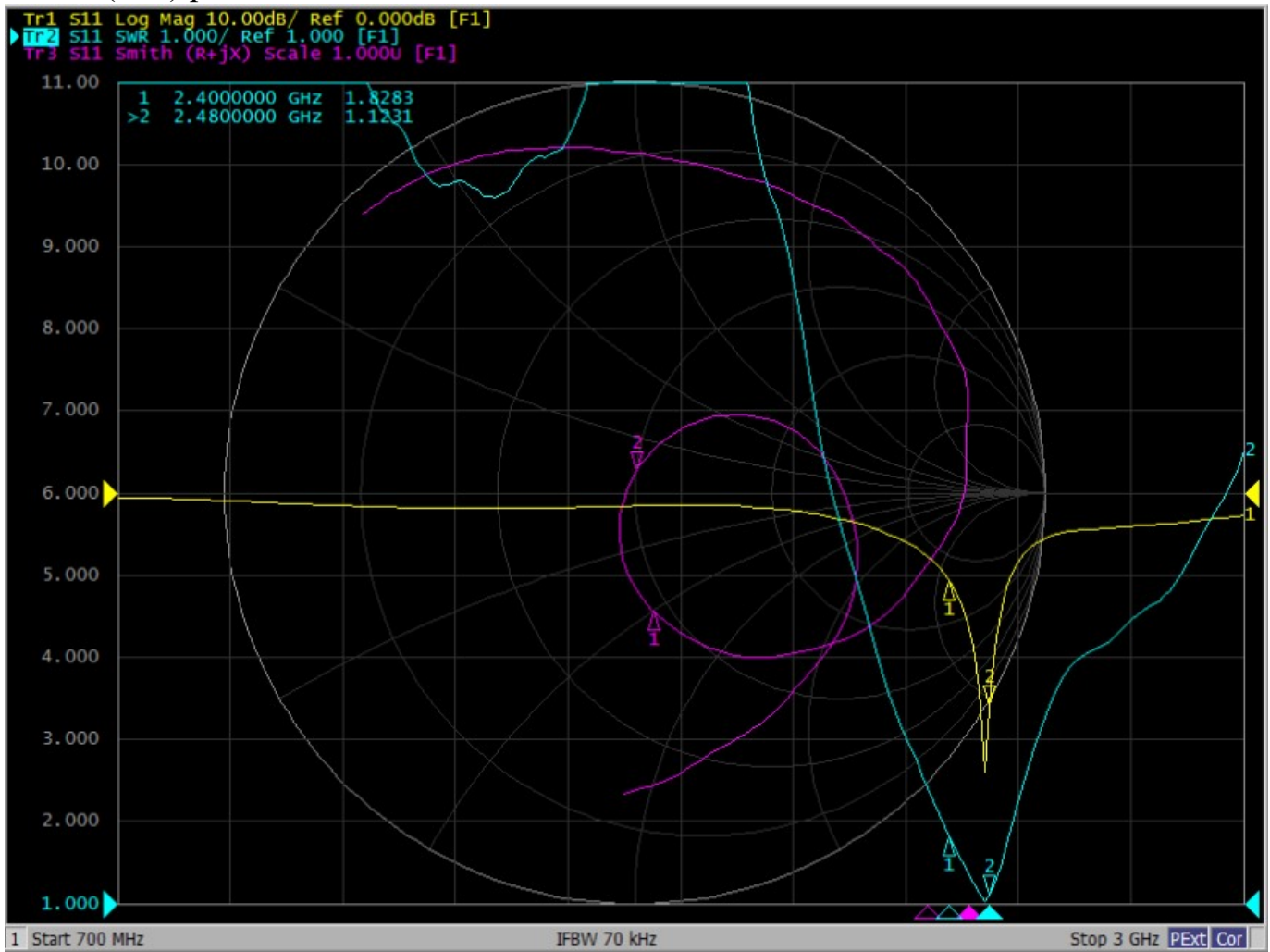


I: The report of passive data



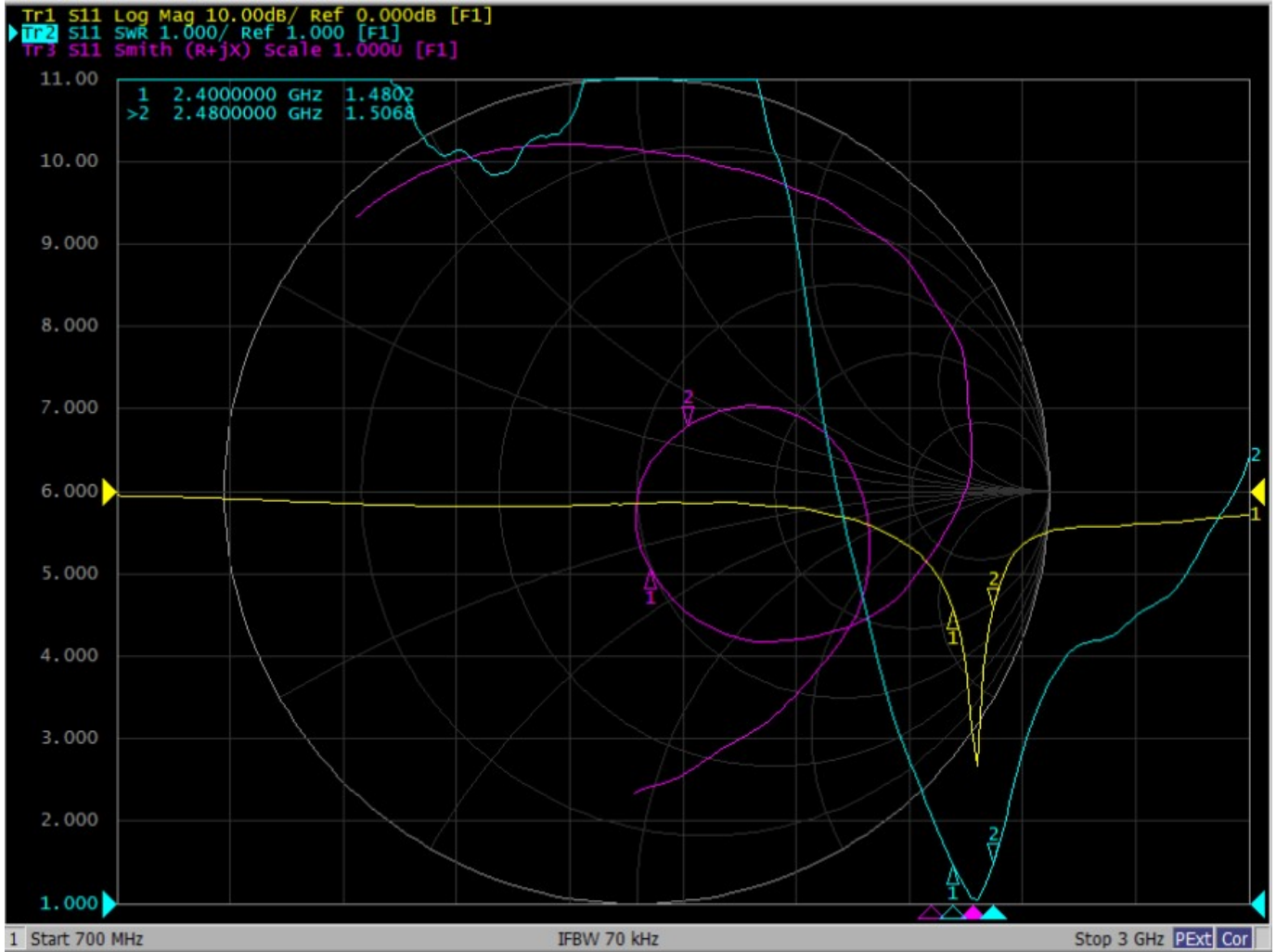
Angilent E5071C

VSWR(S11) parameter (L) :





VSWR(S11) parameter (R) :





Efficiency:

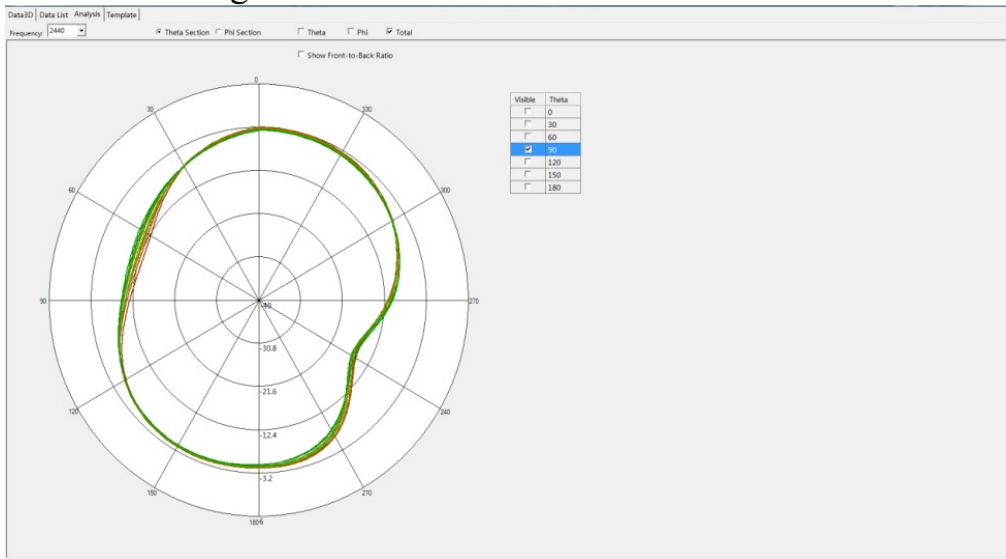
2400-2480 MHz (L)			
Frequency (MHz)	Efficiency	Efficiency (dB)	Gain (dBi)
2400	28.7%	-5.42	-2.26
2410	29.6%	-5.29	-2.18
2420	29.2%	-5.34	-2.36
2430	28.9%	-5.39	-2.47
2440	29.0%	-5.37	-2.54
2450	29.7%	-5.27	-2.56
2460	29.9%	-5.24	-2.62
2470	30.1%	-5.22	-2.71
2480	29.9%	-5.24	-2.85
Average value	29.5%	-5.31	-2.51

2400-2480 MHz (R)			
Frequency (MHz)	Efficiency	Efficiency (dB)	Gain (dBi)
2400	28.7%	-5.42	-2.47
2410	28.9%	-5.39	-2.52
2420	29.0%	-5.37	-2.58
2430	28.4%	-5.47	-2.90
2440	27.7%	-5.58	-3.08
2450	27.8%	-5.56	-3.02
2460	26.9%	-5.70	-3.08
2470	27.5%	-5.60	-2.83
2480	28.0%	-5.53	-2.65
Average value	28.1%	-5.51	-2.79

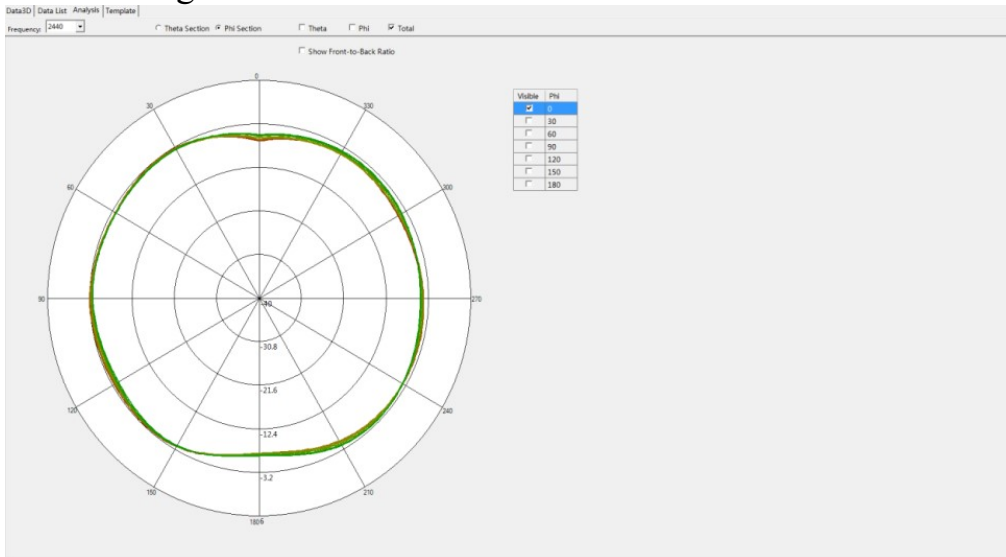


Antenna radiation pattern (L) :

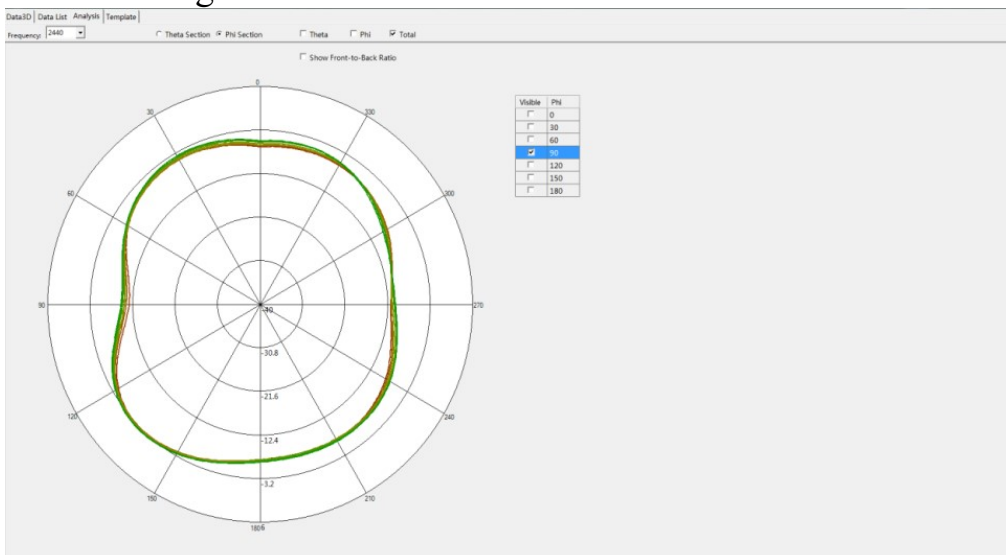
Theta=90.00deg



Phi=0.00deg



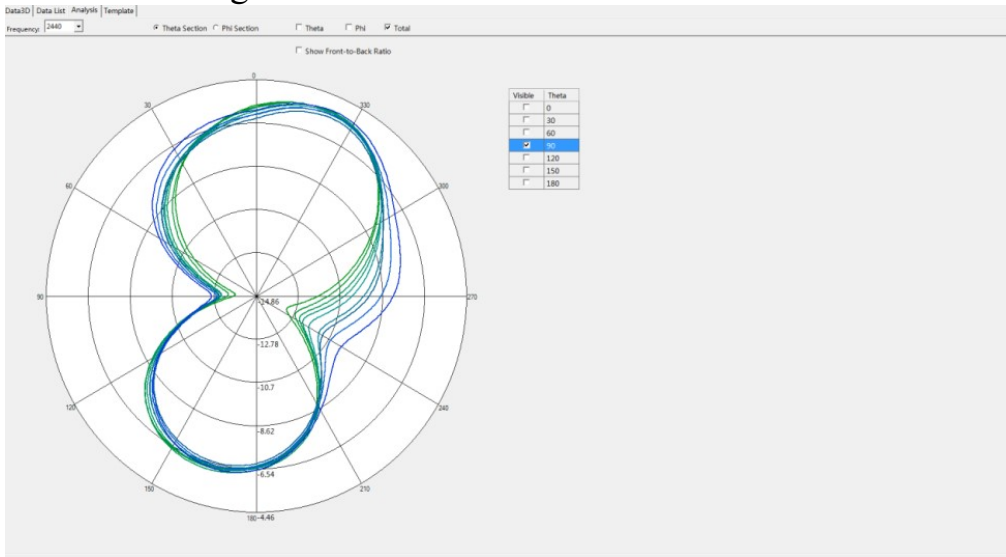
Phi=90.00deg



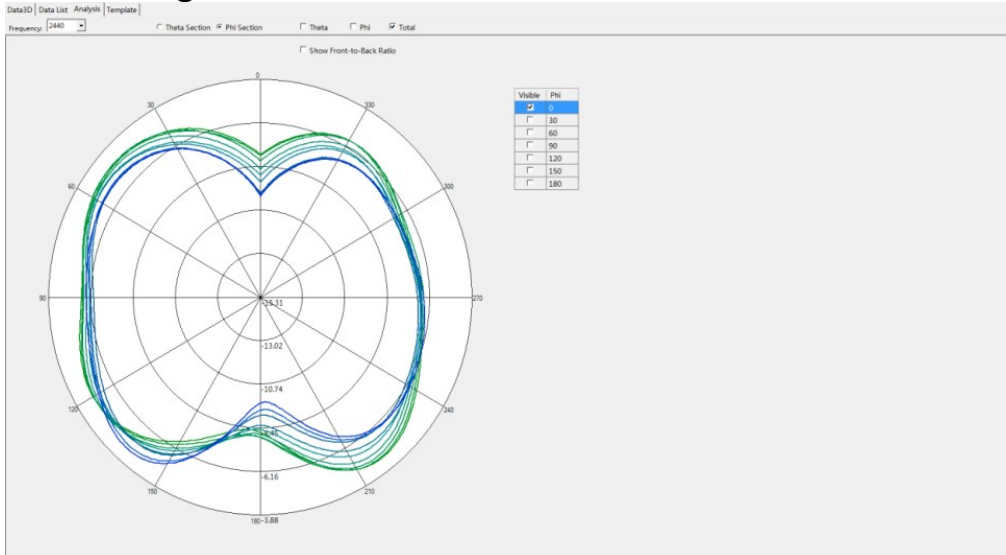


Antenna radiation pattern (R) :

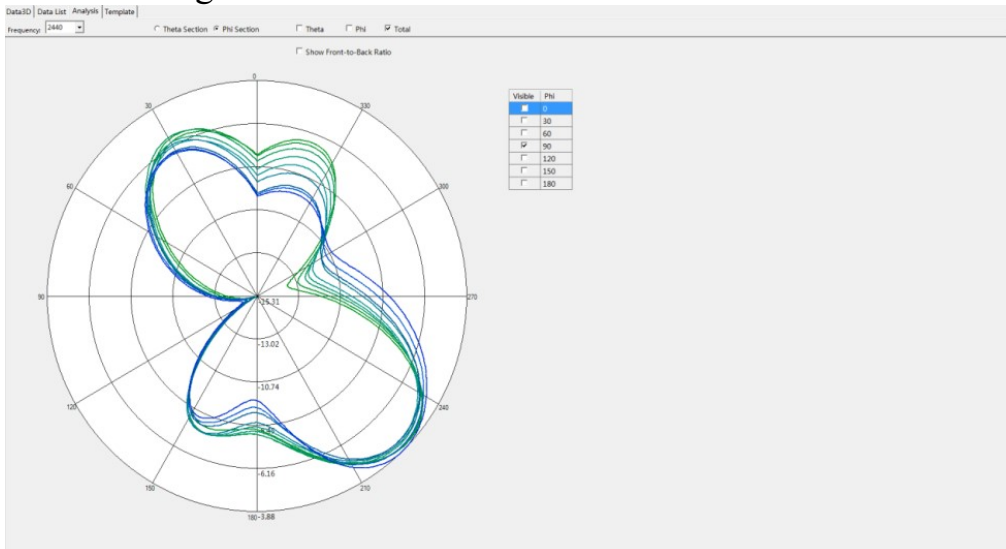
Theta=90.00deg



Phi=0.00deg



Phi=90.00deg





II: 3D Active test report of antenna

free space	Channel	TRP (dBm)	TIS (dBm)
L	CH 0	5.6	-89.3
	CH 39	6.0	-89.2
	CH 78	4.2	-88.5

headform	Channel	TRP (dBm)	TIS (dBm)
L	CH 0	-0.1	-84.2
	CH 39	1.0	-85.0
	CH 78	-0.3	-84.4

free space	Channel	TRP (dBm)	TIS (dBm)
R	CH 0	5.3	-88.3
	CH 39	5.8	-89.0
	CH 78	4.8	-88.0

headform	Channel	TRP (dBm)	TIS (dBm)
R	CH 0	-0.8	-84.3
	CH 39	0.6	-84.8
	CH 78	-0.9	-84.7

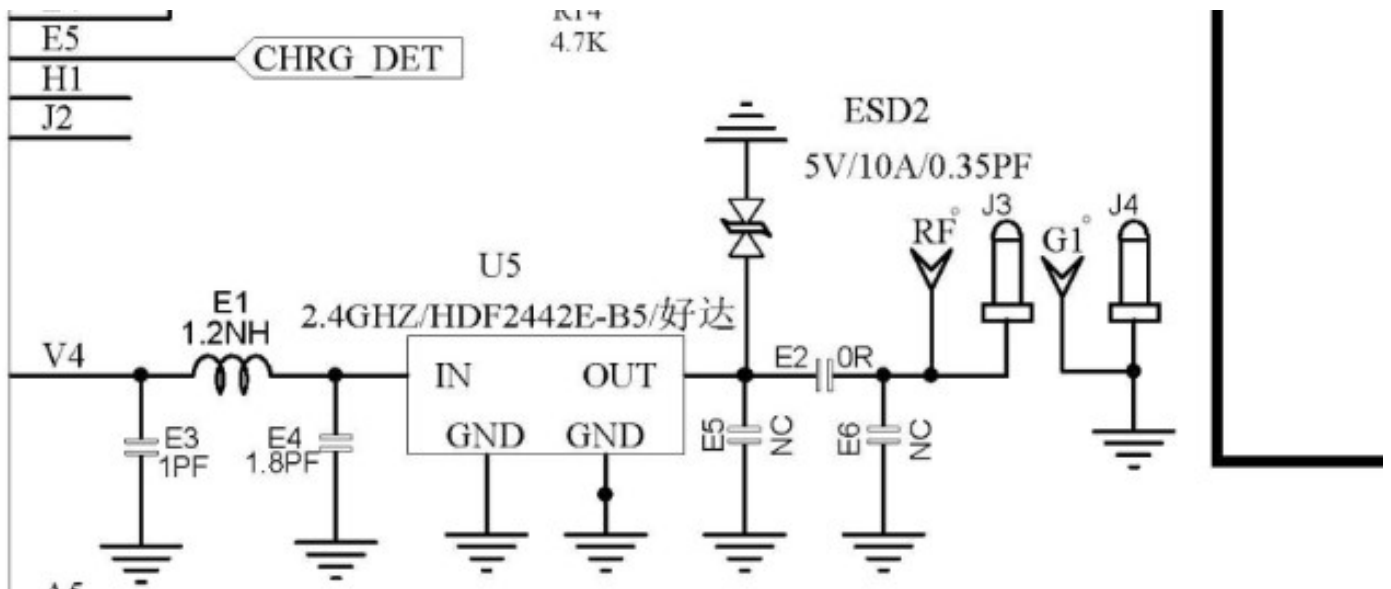


OTA Standard Chamber



III: Matching circuit

Element	Value
E1(0201)	2.4nH
E2(0201)	1.0nH
E3(0201)	5.6nH
E4(0201)	N/C
E5(0201)	N/C
E6(0201)	N/C






IV: Structure file

由 Autodesk 教育版产品制作

由 Autodesk 教育版产品制作



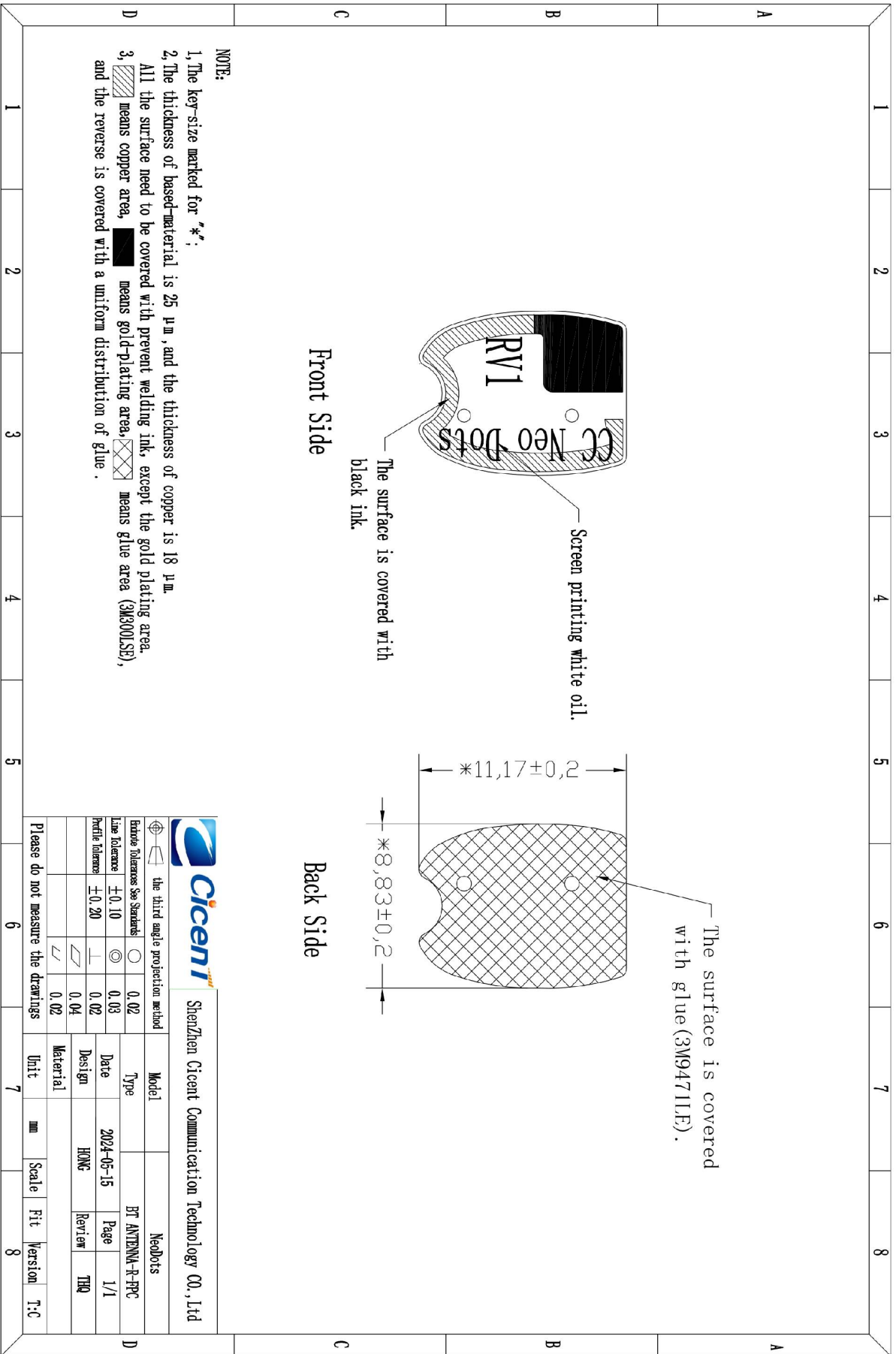
- NOTE:
- 1, The key-size marked for “*”;
 - 2, The thickness of based-material is 25 μm , and the thickness of copper is 18 μm .
 - 3, All the surface need to be covered with prevent welding ink, except the gold plating area.
- means copper area,
 means gold-plating area, (3M300LSE),
 and the reverse is covered with a uniform distribution of glue.

	the third angle projection method	Model		Needots	
		Type	BT ANTENNA-L-FPC		
Shenzhen Cicent Communication Technology CO., Ltd		Date	2024-05-15	Page	1/1
		Design	HONG	Review	THQ
		Material			
		Unit	mm	Scale	Fit
				Version	T-C
Please do not measure the drawings					



由 Autodesk 教育版产品制作

由 Autodesk 教育版产品制作



- NOTE:
1. The key-size marked for "R";
 2. The thickness of base-material is 25 μm , and the thickness of copper is 18 μm .
 3. All the surface need to be covered with prevent welding ink, except the gold plating area.
- means copper area,
 means gold-plating area,
 means glue area (3M3001SE),
 and the reverse is covered with a uniform distribution of glue.

	ShenZhen Cicent Communication Technology CO., Ltd	
	the third angle projection method	
Factor tolerance See Standards	0.02	Model
Line tolerance ± 0.10	0.03	Type
Profile tolerance ± 0.20	0.02	Date
	0.04	Design
	0.02	Material
Please do not measure the drawings		Unit
		mm
		Scale
		Fit
		Version
		T-C