



Prüfbericht-Nr.: <i>Test Report No.:</i>	17058162 001	Auftrags-Nr.: <i>Order No.:</i>	164054840	Seite 1 von 197 <i>Page 1 of 197</i>	
Kunden-Referenz-Nr.: <i>Client Reference No.:</i>	N/A	Auftragsdatum: <i>Order date:</i>	21.01.2016		
Auftraggeber: <i>Client:</i>	Edifier International Limited, Room 2207-9, Tower Two, Lippo Centre 89 Queensway, Hong Kong				
Prüfgegenstand: <i>Test item:</i>	Active Speaker System				
Bezeichnung / Typ-Nr.: <i>Identification / Type No.:</i>	e235, Luna E (EDIFIER)				
Auftrags-Inhalt: <i>Order content:</i>	Type Test				
Prüfgrundlage: <i>Test specification:</i>	CFR47 FCC Part 15: Subpart C Section 15.247 CFR47 FCC Part 15: Subpart C Section 15.207 CFR47 FCC Part 15: Subpart B Section 15.107 FCC KDB Publication 447498 D01 v06 RSS-Gen Issue 4 November 2014 RSS-102 Issue 5 March 2015	CFR47 FCC Part 15: Subpart C Section 15.407 CFR47 FCC Part 15: Subpart C Section 15.209 CFR47 FCC Part 15: Subpart B Section 15.109 RSS-247 Issue 1 May 2015 ICES-003 Issue 6 January 2016			
Wareneingangsdatum: <i>Date of receipt:</i>	12.01.2016				
Prüfmuster-Nr.: <i>Test sample No.:</i>	A000305130-001, A000305130-002				
Prüfzeitraum: <i>Testing period:</i>	13.01.2016 - 29.01.2016				
Ort der Prüfung: <i>Place of testing:</i>	Accurate Technology Co., Ltd. Shenzhen Academy of Metrology and Quality Inspection BTL Inc. (Dongguan)				
Prüflaboratorium: <i>Testing laboratory:</i>	TÜV Rheinland (Shenzhen) Co., Ltd.				
Prüfergebnis*: <i>Test result*:</i>	Pass				
geprüft von / tested by:			kontrolliert von / reviewed by:		
15.04.2016	Owen Tian/Senior Project Manager		15.04.2016	Winnie Hou/Technical Certifier	
Datum <i>Date</i>	Name / Stellung <i>Name / Position</i>	Unterschrift <i>Signature</i>	Datum <i>Date</i>	Name / Stellung <i>Name / Position</i>	Unterschrift <i>Signature</i>
Sonstiges / Other:					
Zustand des Prüfgegenstandes bei Anlieferung: <i>Condition of the test item at delivery:</i>		Prüfmuster vollständig und unbeschädigt <i>Test item complete and undamaged</i>			
* Legende:	1 = sehr gut P(ass) = entspricht o.g. Prüfgrundlage(n)	2 = gut F(ail) = entspricht nicht o.g. Prüfgrundlage(n)	3 = befriedigend N/A = nicht anwendbar	4 = ausreichend N/T = nicht getestet	5 = mangelhaft
Legend:	1 = very good P(ass) = passed a.m. test specification(s)	2 = good F(all) = failed a.m. test specification(s)	3 = satisfactory N/A = not applicable	4 = sufficient N/T = not tested	5 = poor
Dieser Prüfbericht bezieht sich nur auf das o.g. Prüfmuster und darf ohne Genehmigung der Prüfstelle nicht auszugsweise vervielfältigt werden. Dieser Bericht berechtigt nicht zur Verwendung eines Prüfzeichens. <i>This test report only relates to the a. m. test sample. Without permission of the test center this test report is not permitted to be duplicated in extracts. This test report does not entitle to carry any test mark.</i>					

TEST SUMMARY

5.1.1 ANTENNA REQUIREMENT*RESULT: Pass***5.1.2 PEAK OUTPUT POWER***RESULT: Pass***5.1.3 20dB BANDWIDTH AND 99% BANDWIDTH***RESULT: Pass***5.1.4 6dB BANDWIDTH AND 99% BANDWIDTH***RESULT: Pass***5.1.5 CONDUCTED SPURIOUS EMISSIONS MEASURED IN 100KHZ BANDWIDTH***RESULT: Pass***5.1.6 POWER SPECTRAL DENSITY***RESULT: Pass***5.1.7 SPURIOUS EMISSION***RESULT: Pass***5.1.8 FREQUENCY SEPARATION***RESULT: Pass***5.1.9 NUMBER OF HOPPING FREQUENCY***RESULT: Pass***5.1.10 TIME OF OCCUPANCY***RESULT: Pass***5.1.11 PEAK OUTPUT POWER OF 5.8GHZ***RESULT: Pass***5.1.12 26dB BANDWIDTH AND 99% BANDWIDTH OF 5.8GHZ***RESULT: Pass***5.1.13 6dB BANDWIDTH OF 5.8GHZ***RESULT: Pass***5.1.14 POWER SPECTRAL DENSITY OF 5.8GHZ***RESULT: Pass***5.1.15 SPURIOUS EMISSION OF 5.8GHZ***RESULT: Pass***5.1.16 CONDUCTED EMISSIONS***RESULT: Pass***5.1.17 RADIATED EMISSION***RESULT: Pass***1.1.1 ELECTROMAGNETIC FIELDS***RESULT: Pass*

Contents

1.	GENERAL REMARKS	5
1.1	COMPLEMENTARY MATERIALS	5
2.	TEST SITES	5
2.1	TEST FACILITIES	5
2.2	LIST OF TEST AND MEASUREMENT INSTRUMENTS.....	6
2.3	TRACEABILITY	7
2.4	CALIBRATION	7
2.5	MEASUREMENT UNCERTAINTY.....	7
2.6	LOCATION OF ORIGINAL DATA.....	7
2.7	STATUS OF FACILITY USED FOR TESTING.....	7
3.	GENERAL PRODUCT INFORMATION	8
3.1	PRODUCT FUNCTION AND INTENDED USE.....	8
3.2	RATINGS AND SYSTEM DETAILS	8
3.3	INDEPENDENT OPERATION MODES	10
3.4	NOISE GENERATING AND NOISE SUPPRESSING PARTS	10
3.5	SUBMITTED DOCUMENTS	10
4.	TEST SET-UP AND OPERATION MODES	11
4.1	PRINCIPLE OF CONFIGURATION SELECTION.....	11
4.2	TEST OPERATION AND TEST SOFTWARE	11
4.3	SPECIAL ACCESSORIES AND AUXILIARY EQUIPMENT	11
4.4	COUNTERMEASURES TO ACHIEVE EMC COMPLIANCE.....	11
4.5	TEST SETUP DIAGRAM	12
5.	TEST RESULTS	14
5.1	TRANSMITTER REQUIREMENT & TEST SUITES	14
5.1.1	<i>Antenna Requirement</i>	<i>14</i>
5.1.2	<i>Peak Output Power</i>	<i>15</i>
5.1.3	<i>20dB Bandwidth and 99% Bandwidth</i>	<i>16</i>
5.1.4	<i>6dB Bandwidth and 99% Bandwidth</i>	<i>17</i>
5.1.5	<i>Conducted Spurious Emissions measured in 100kHz Bandwidth</i>	<i>18</i>
5.1.6	<i>Power spectral density</i>	<i>28</i>
5.1.7	<i>Spurious Emission</i>	<i>29</i>
5.1.8	<i>Frequency Separation.....</i>	<i>92</i>
5.1.9	<i>Number of hopping frequency.....</i>	<i>93</i>
5.1.10	<i>Time of Occupancy.....</i>	<i>94</i>
5.1.11	<i>Peak Output Power of 5.8GHz</i>	<i>95</i>
5.1.12	<i>26dB Bandwidth and 99% Bandwidth of 5.8GHz</i>	<i>95</i>
5.1.13	<i>6dB Bandwidth of 5.8GHz</i>	<i>95</i>
5.1.14	<i>Power spectral density of 5.8GHz</i>	<i>95</i>
5.1.15	<i>Spurious Emission of 5.8GHz.....</i>	<i>96</i>
5.1.16	<i>Conducted emissions</i>	<i>171</i>

5.1.17	<i>Radiated Emission</i>	184
1.	SAFETY HUMAN EXPOSURE	193
1.1	RADIO FREQUENCY EXPOSURE COMPLIANCE	193
1.1.1	<i>Electromagnetic Fields</i>	193
2.	PHOTOGRAPHS OF THE TEST SET-UP	194
3.	LIST OF TABLES	197
4.	LIST OF PHOTOGRAPHS	197

1. General Remarks

1.1 Complementary Materials

None.

2. Test Sites

2.1 Test Facilities

Accurate Technology Co., Ltd.
(FCC Registration No.: 752051)
(Test site Industry Canada No.: 5077A-2)
F1, Bldg. A, Changyuan New Material Port
Keyuan Rd., Science & Industry Park, Nanshan
Shenzhen, P.R. China

Shenzhen Academy of Metrology and Quality Inspection (SMQ)
(FCC Registration No.: 979748)
(Test site Industry Canada No.: 144376)
NETC Building, No. 4 Tongfa Rd., Xili, Nanshan, Shenzhen, China

BTL Inc. (Dongguan)
(FCC Registration No.: 319330)
(Test site Industry Canada No.: 4428B-1)
Building C, No.3, Jinshagang 1st Road, Shixia, Dalang, Dongguan, Guangdong,
China

The tests at the test sites have been conducted under the supervision of a TÜV engineer.

2.2 List of Test and Measurement Instruments

Table 1: List of Test and Measurement Equipment

Kind of Equipment	Manufacturer	Type	S/N	Calibrated until
Transmitter spurious emissions				
Spectrum Analyzer	Rohde & Schwarz	FSV40	101495	2017-01-09
Test Receiver	Rohde & Schwarz	ESCS30	100307	2017-01-09
Bilog Antenna	Schwarzbeck	VULB9163	9163-323	2017-01-09
Loop Antenna	Schwarzbeck	FMZB1516	1516131	2017-01-09
Horn Antenna	Schwarzbeck	BBHA9120D	9120D-655	2017-01-09
Horn Antenna	Schwarzbeck	BBHA9170	9170-359	2017-01-09
RF Switching Unit+PreAMP	Compliance Direction	RSU-M2	38322	2017-01-09
Pre-Amplifier	Rohde&Schwarz	CBLU11835 40-01	3791	2017-01-09
50 Coaxial Switch	Anritsu Corp	MP59B	620050647 4	2017-01-09
RF Coaxial Cable	SUHNER	N-3m	No.8	2017-01-09
RF Coaxial Cable	RESENBERGER	N-3.5m	No.9	2017-01-09
RF Coaxial Cable	SUHNER	N-6m	No.10	2017-01-09
RF Coaxial Cable	RESENBERGER	N-12m	No.11	2017-01-09
RF Coaxial Cable	RESENBERGER	N-0.5m	No.12	2017-01-09
Radio Spectrum Test				
Spectrum Analyzer	Rohde & Schwarz	FSV40	101495	2017-01-09
Vector Signal Generator	Rohde & Schwarz	SMBV100A	260434	2017-01-09
Signal Generator	Rohde & Schwarz	SMB100A	108362	2017-01-09
Open Switch and Control Unit	Rohde & Schwarz	OSP120 + OSP-B157	101244 + 100866	2017-01-09
Conducted Emission				
Test Receiver	Rohde & Schwarz	ESCS30	100307	2017-01-09
L.I.S.N.	Schwarzbeck	NLSK8126	8126431	2017-01-09
Pulse Limiter	Rohde & Schwarz	ESH3-Z2	100815	2017-01-09
50Ω Coaxial Switch	Anritsu Corp	MP59B	6200283933	2017-01-09
Voltage Probe	Schwarzbeck	TK9416	N/A	2017-01-09
RF Current Probe	Rohde & Schwarz	EZ-17	100048	2017-01-09
8-Wire Impedance Stabilisation Network	Schwarzbeck	CAT5 8158	8158-0035	2017-01-09
RF Coaxial Cable	Suhner	N-2m	No.2	2017-01-09
RF Coaxial Cable	Suhner	N-2m	No.3	2017-01-09
RF Coaxial Cable	Suhner	N-2m	No.14	2017-01-09
Transmitter spurious emissions & Receiver spurious emissions (SMQ) (for 26.5 - 40GHz)				
EMI Receiver	Rohde & Schwarz	ESC13	SB9058/05	2016-05-02
EMI Receiver	Rohde & Schwarz	ESU40	SB8501/09	2016-05-14
Horn Antenna	Rohde & Schwarz	3160-10	SB8501/12	2016-05-14

2.3 Traceability

All measurement equipment calibrations are traceable to NIST or where calibration is performed outside the United States, to equivalent nationally recognized standards organizations.

2.4 Calibration

Equipment requiring calibration is calibrated periodically by the manufacturer or according to manufacturer's specifications. Additionally all equipment is verified for proper performance on a regular basis using in house standards or comparisons.

2.5 Measurement Uncertainty

Table 2: Measurement Uncertainty

Parameter	Uncertainty
Radio Spectrum	$< \pm 0.60$ dB
Radiated emission of transmitter, valid up to 40 GHz	$< \pm 4.42$ dB
Conducted Emission	$< \pm 2.23$ dB
Radiated Emission	$< \pm 4.42$ dB

2.6 Location of Original Data

The original copies of all test data taken during actual testing were retained in the TÜV Rheinland (Shenzhen) file for certification follow-up purposes.

2.7 Status of Facility Used for Testing

Accurate Technology Co., Ltd. test facility located at F1, Bldg. A, Changyuan New Material Port Keyuan Rd., Science & Industry Park, Nanshan, Shenzhen, P.R. China, Shenzhen Academy of Metrology and Quality Inspection test facility located at NETC Building, No. 4 Tongfa Rd., Xili, Nanshan, Shenzhen, China and BTL Inc. (Dongguan) test facility located at Building C, No.3, Jinshagang 1st Road, Shixia, Dalang, Dongguan, Guangdong, China are listed on the US Federal Communications Commission list of facilities approved to perform measurements.

3. General Product Information

3.1 Product Function and Intended Use

The EUTs are multimedia speaker with 5.8GHz wireless & Bluetooth function used for audio entertainment in house or similar environment.

This test report is for approval of EUT base on the certificated 5.8GHz wireless module, for the details of wireless module, refer to FCC ID: Z9G-EDF24 (test report: SZEM150600342201 & SZEM150600342202), and IC: 10004A-EDF24 (test report: SZEM150600342301 & SZEM150600342302).

Two models are identical except the model name.

For details refer to the User Manual and Circuit Diagram.

3.2 Ratings and System Details

Table 3: Technical Specification of 5.8GHz wireless

Technical Specification	Value
Kind of Equipment	Active Speaker system
Type Designation	e235, Luna E
Channel Number	3
Operating Frequency	5736MHz, 5762MHz, 5814MHz
Channel Bandwidth	22MHz
Extreme Temperature Range	-10~+45°C
Operation Voltage	DC 18V for host speaker (via AC/DC adapter) AC 100-240V, 50/60Hz for Active Subwoofer
Modulation	QPSK
Antenna Gain	3.2dBi

Table 4: Technical Specification of Bluetooth (BDR & EDR mode)

Technical Specification	Value
Kind of Equipment	Active Speaker system
Type Designation	e235, Luna E
Operating Frequency band	2402 – 2480MHz
Channel separation	1MHz
Extreme Temperature Range	-10~+45°C
Operation Voltage	DC 18V for host speaker (via AC/DC adapter) AC 100-240V, 50/60Hz for active subwoofer
Modulation	FHSS (GFSK, 8DPSK, $\pi/4$ DQPSK)
Bluetooth version	4.0, Dual Mode
Antenna Gain	2.5dBi

Table 5: RF channel and frequency of Bluetooth (BDR & EDR mode)

RF Channel	Frequency (MHz)	RF Channel	Frequency (MHz)	RF Channel	Frequency (MHz)	RF Channel	Frequency (MHz)
0	2402.00	21	2423.00	42	2444.00	63	2465.00
1	2403.00	22	2424.00	43	2445.00	64	2466.00
2	2404.00	23	2425.00	44	2446.00	65	2467.00
3	2405.00	24	2426.00	45	2447.00	66	2468.00
4	2406.00	25	2427.00	46	2448.00	67	2469.00
5	2407.00	26	2428.00	47	2449.00	68	2470.00
6	2408.00	27	2429.00	48	2450.00	69	2471.00
7	2409.00	28	2430.00	49	2451.00	70	2472.00
8	2410.00	29	2431.00	50	2452.00	71	2473.00
9	2411.00	30	2432.00	51	2453.00	72	2474.00
10	2412.00	31	2433.00	52	2454.00	73	2475.00
11	2413.00	32	2434.00	53	2455.00	74	2476.00
12	2414.00	33	2435.00	54	2456.00	75	2477.00
13	2415.00	34	2436.00	55	2457.00	76	2478.00
14	2416.00	35	2437.00	56	2458.00	77	2479.00
15	2417.00	36	2438.00	57	2459.00	78	2480.00
16	2418.00	37	2439.00	58	2460.00		
17	2419.00	38	2440.00	59	2461.00		
18	2420.00	39	2441.00	60	2462.00		
19	2421.00	40	2442.00	61	2463.00		
20	2422.00	41	2443.00	62	2464.00		

Table 6: Technical Specification of Bluetooth (Low Energy mode)

Technical Specification	Value
Kind of Equipment	Active Speaker system
Type Designation	e235, Luna E
Operating Frequency band	2402 – 2480MHz
Channel separation	2MHz
Extreme Temperature Range	-10~+45°C
Operation Voltage	DC 18V for host speaker (via AC/DC adapter) AC 100-240V, 50/60Hz for active subwoofer
Modulation	GFSK
Bluetooth version	4.0, Dual Mode
Antenna Gain	2.5dBi

Table 7: RF channel and frequency of Bluetooth (Low Energy mode)

RF Channel	Frequency (MHz)	RF Channel	Frequency (MHz)	RF Channel	Frequency (MHz)	RF Channel	Frequency (MHz)
0	2402.00	11	2424.00	22	2446.00	33	2468.00

1	2404.00	12	2426.00	23	2448.00	34	2470.00
2	2406.00	13	2428.00	24	2450.00	35	2472.00
3	2408.00	14	2430.00	25	2452.00	36	2474.00
4	2410.00	15	2432.00	26	2454.00	37	2476.00
5	2412.00	16	2434.00	27	2456.00	38	2478.00
6	2414.00	17	2436.00	28	2458.00	39	2480.00
7	2416.00	18	2438.00	29	2460.00		
8	2418.00	19	2440.00	30	2462.00		
9	2420.00	20	2442.00	31	2464.00		
10	2422.00	21	2444.00	32	2466.00		

3.3 Independent Operation Modes

The basic operation modes are:

- A. On
 - 1. Bluetooth mode (BDR & EDR mode)
 - a. Transmitting
 - b. Receiving
 - 2. Bluetooth mode (Low Energy mode)
 - a. Transmitting
 - b. Receiving
 - 3. 5.8GHz wireless mode
 - a. Transmitting
 - b. Receiving
- B. AUX in
- C. Optical in
- D. Standby
- E. Off

3.4 Noise Generating and Noise Suppressing Parts

Refer to the Circuit Diagram.

3.5 Submitted Documents

- Bill of Material
- PCB Layout
- Photo Document
- Circuit Diagram
- Instruction Manual
- Rating Label

4. Test Set-up and Operation Modes

4.1 Principle of Configuration Selection

The equipment under test (EUT) was configured to measure its maximum power level. The test modes were adapted accordingly in reference to the instructions for use.

4.2 Test Operation and Test Software

Test operation refers to test setup in chapter 5. All testing were performed according to the procedures in ANSI C63.4: 2014 & ANSI C63.10: 2013.

4.3 Special Accessories and Auxiliary Equipment

The EUT was tested together with the following accessories:

Description	Manufacturer	Part No.	S/N
iPhone6	Apple	MG4J2 CH/A	F17NTK2QG5MV
Notebook PC	Lenovo	ThinkPad X240	---
DVD player	KENUO	966T1	---

The EUT was tested with following cables:

Interface(s)/Port(s):	Max. cable length, shielding	Cable classification
AC Mains of Subwoofer	2 cores, non-shielded port, 3m	AC Power Input
AC Mains of AC/DC adapter	2 cores, non-shielded port, 3m	AC Power Input
AUX input	2 cores, non-shielded port, 3m	Audio Input
Optical input	---	Audio Input

4.4 Countermeasures to achieve EMC Compliance

The test sample which has been tested contained the noise suppression parts as described in the Constructional Data Form or the Technical Construction File. No additional measures were employed to achieve compliance.

4.5 Test Setup Diagram

Diagram of Measurement Configuration for Radiation Test

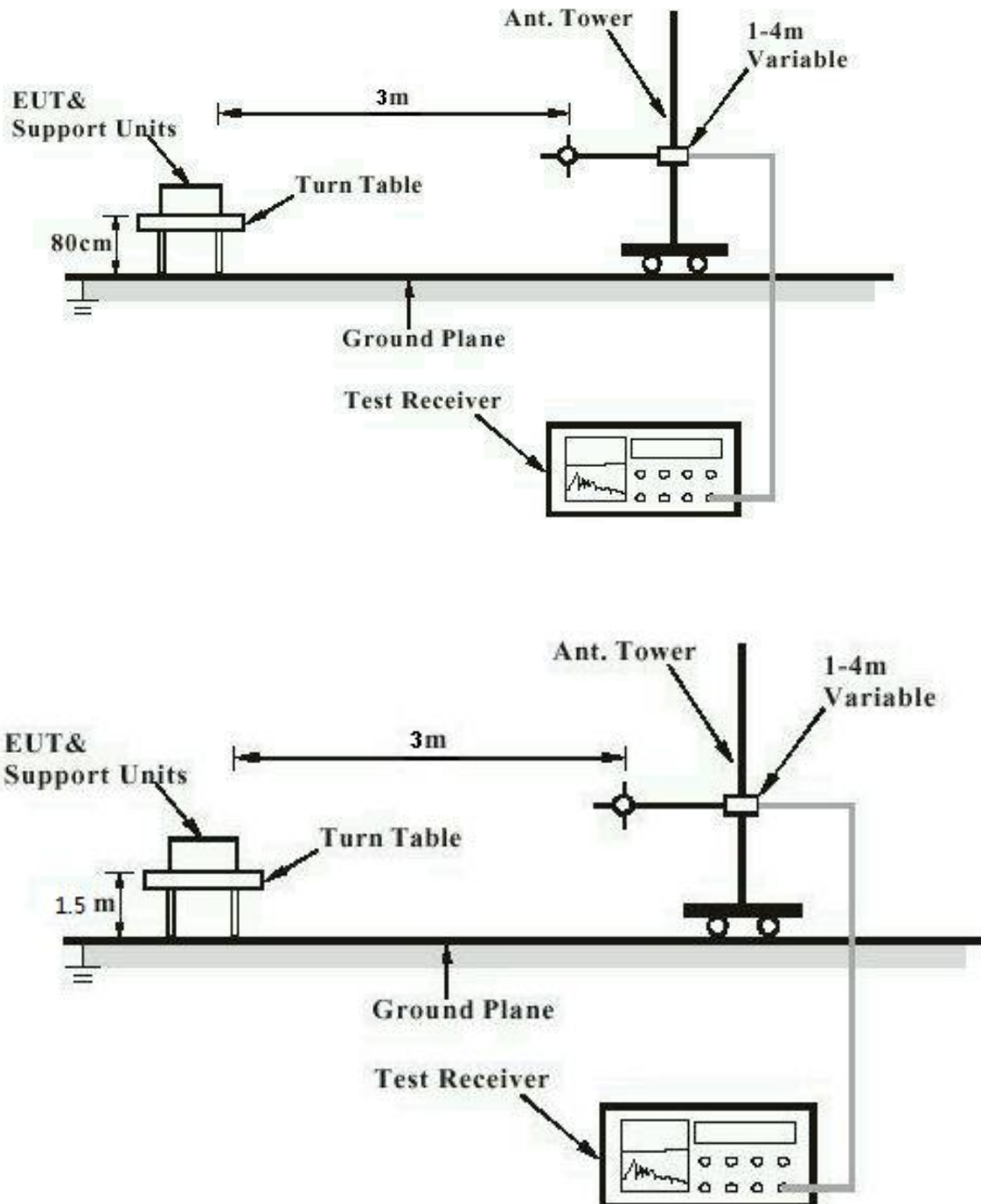
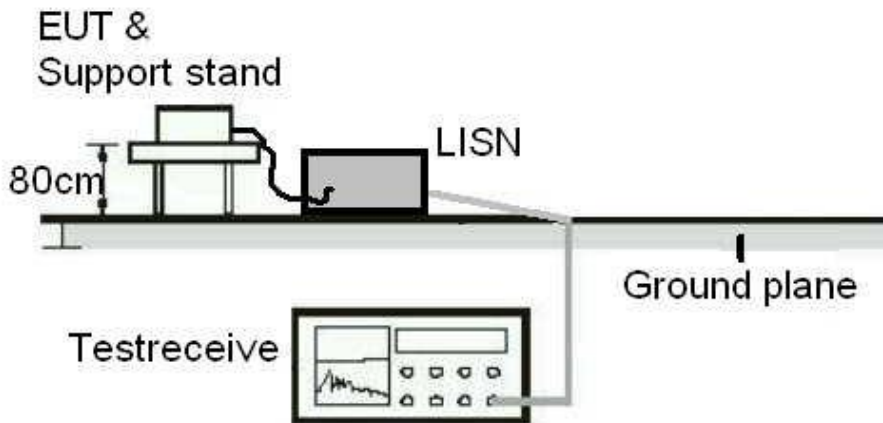
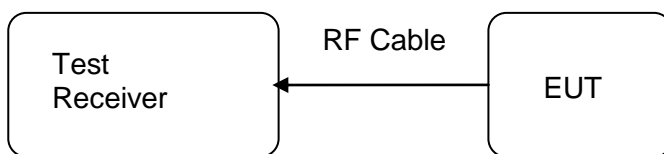


Diagram of Measurement Equipment Configuration for Conduction Measurement

Diagram of Measurement Equipment Configuration for Transmitter Measurement


5. Test Results

5.1 Transmitter Requirement & Test Suites

5.1.1 Antenna Requirement

RESULT:**Pass**

Test standard : Part 15.203
RSS-Gen Clause 8.3
Limit The use of antennas with directional gains that do not exceed 6dBi

According to the manufacturer declared, the EUT has an internal antenna, the directional gain of antenna is 2.5dBi for Bluetooth, 3.2dBi for 5.8GHz wireless, and the antenna connector is designed with permanent attachment and no consideration of replacement. Therefore the EUT is considered sufficient to comply with the provision.

Prüfbericht - Nr.: 17058162 001
Test Report No.
Seite 15 von 197
Page 15 of 197

5.1.2 Peak Output Power

RESULT:
Pass

Test date : 2016-01-15
 Test standard : FCC Part 15.247(b)(1)
 : FCC Part 15.247(b)(3)
 : RSS-247 clause 5.4(2)
 : RSS-247 clause 5.4(4)
 Basic standard : ANSI C63.10: 2013
 : Clause 9.1 of KDB 558074 v03r01
 Limit : 125mW, 1W
 Kind of test site : Shielded room

Test setup

Test Channel : Low/ Middle/ High
 Operation Mode : A.1.a, A.2.a
 Ambient temperature : 25°C
 Relative humidity : 50%
 Atmospheric pressure : 101kPa

Table 8: Test result of Peak Output Power of Buletooth (BDR mode)

Channel	Channel Frequency (MHz)	Peak Output Power	Limit
		(dBm)	(dBm)
Low Channel	2402	0.80	21
Middle Channel	2441	3.16	21
High Channel	2480	3.31	21

Table 9: Test result of Peak Output Power of Bluetooth (EDR mode)

Channel	Channel Frequency (MHz)	Peak Output Power	Limit
		(dBm)	(dBm)
Low Channel	2402	-0.53	21
Middle Channel	2441	2.14	21
High Channel	2480	2.23	21

Table 10: Test result of Peak Output Power of Bluetooth (Low Energy mode)

Channel	Channel Frequency (MHz)	Peak Output Power	Limit
		(dBm)	(dBm)
Low Channel	2402	2.44	30
Middle Channel	2440	3.84	30
High Channel	2480	4.02	30

Prüfbericht - Nr.: 17058162 001
Test Report No.
Seite 16 von 197
Page 16 of 197

5.1.3 20dB Bandwidth and 99% Bandwidth

RESULT:
Pass

Date of testing : 2016-01-15
 Test standard : FCC Part 15.247(a)(1)
 : RSS-210 clause 5.1(2)
 : RSS-Gen clause 6.6
 Basic standard : ANSI C63.10: 2013
 : Clause 8 of KDB 558074 v03r01
 Kind of test site : Shielded room

Test setup

Test Channel : Low/ Middle/ High
 Operation Mode : A.1.a
 Ambient temperature : 25°C
 Relative humidity : 50%
 Atmospheric pressure : 101kPa

Table 11: Test result of 20dB & 99% Bandwidth of BDR mode

Channel	Channel Frequency (MHz)	20dB Bandwidth (MHz)	99% Bandwidth (MHz)
Low Channel	2402	0.9205	0.9334
Mid Channel	2441	0.9248	0.9161
High Channel	2480	0.9421	0.9247

Table 12: Test result of 20dB & 99% Bandwidth of EDR mode

Channel	Channel Frequency (MHz)	20dB Bandwidth (MHz)	99% Bandwidth (MHz)
Low Channel	2402	1.2113	1.1939
Mid Channel	2441	1.2070	1.1939
High Channel	2480	1.2070	1.1896

Prüfbericht - Nr.: 17058162 001
Test Report No.
Seite 17 von 197
Page 17 of 197

5.1.4 6dB Bandwidth and 99% Bandwidth

RESULT:
Pass

Date of testing : 2016-01-15
 Test standard : FCC Part 15.247(a)(2)
 : RSS-247 clause 5.2(1)
 : RSS-Gen clause 6.6
 Basic standard : ANSI C63.10: 2013
 : Clause 8 of KDB 558074 v03r01
 Kind of test site : Shielded room

Test setup

Test Channel : Low/ Middle/ High
 Operation Mode : A.2.a
 Ambient temperature : 25°C
 Relative humidity : 50%
 Atmospheric pressure : 101kPa

Table 13: Test result of 6dB & 99% Bandwidth of Bluetooth, Low Energy mode

Channel	Channel Frequency (MHz)	6dB Bandwidth (MHz)	Limit of 6dB Bandwidth (MHz)	99% Bandwidth (MHz)
Low Channel	2402	0.6859	≥0.5	1.0376
Mid Channel	2440	0.6773	≥0.5	1.0333
High Channel	2480	0.6817	≥0.5	1.0333

Prüfbericht - Nr.: 17058162 001
*Test Report No.***Seite 18 von 197**
*Page 18 of 197***5.1.5 Conducted Spurious Emissions measured in 100kHz Bandwidth****RESULT:****Pass**

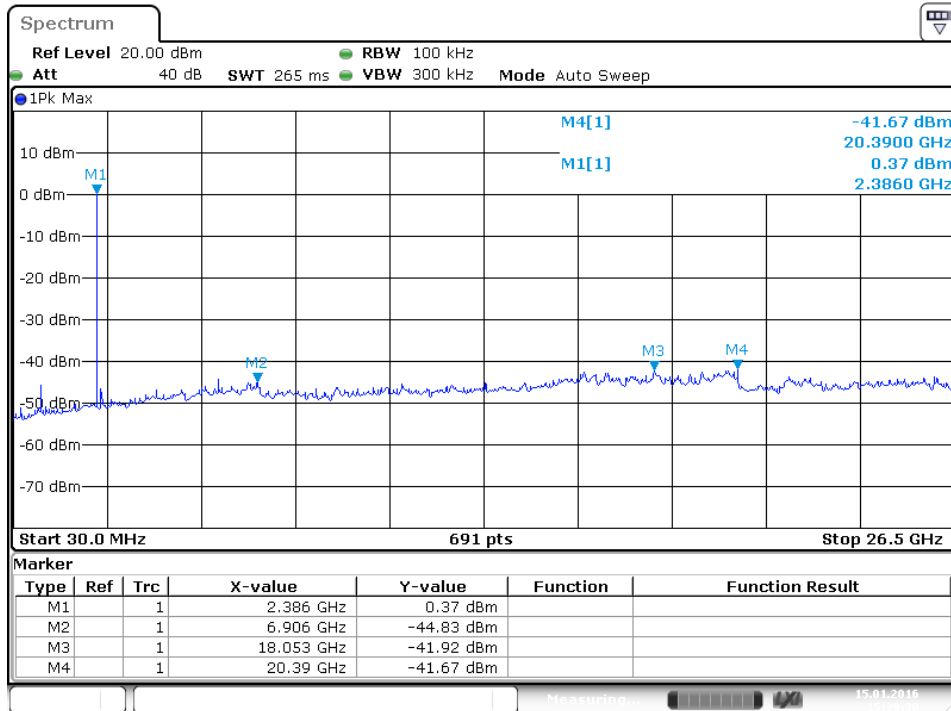
Date of testing : 2016-01-15
Test standard : FCC part 15.247(d)
RSS-247 clause 5.5
Basic standard : ANSI C63.10: 2013
Limit : 20dB (below that in the 100kHz bandwidth within
the band that contains the highest level of the
desired power);
Kind of test site : Shield room

Test setup

Test Channel : Low/ Middle/ High
Operation mode : A.1.a, A.2.a
Ambient temperature : 25°C
Relative humidity : 50%
Atmospheric pressure : 101kPa

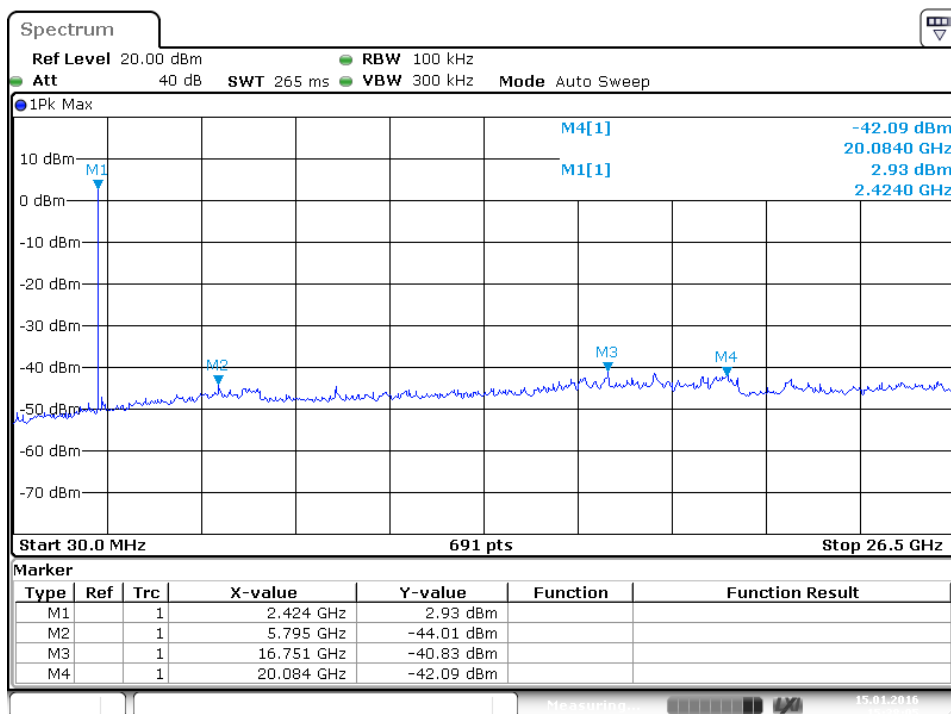
For details refer to following test plot.

Test Plot of Conducted spurious emissions measured in 100kHz Bandwidth of BDR mode Low Channel

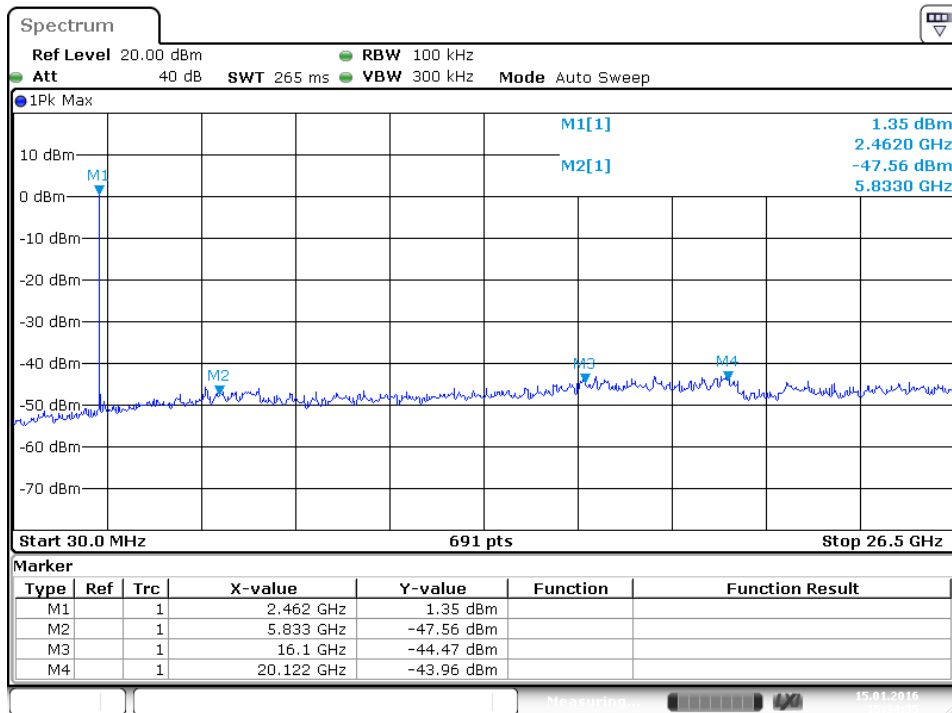


Date: 15.JAN.2016 15:39:30

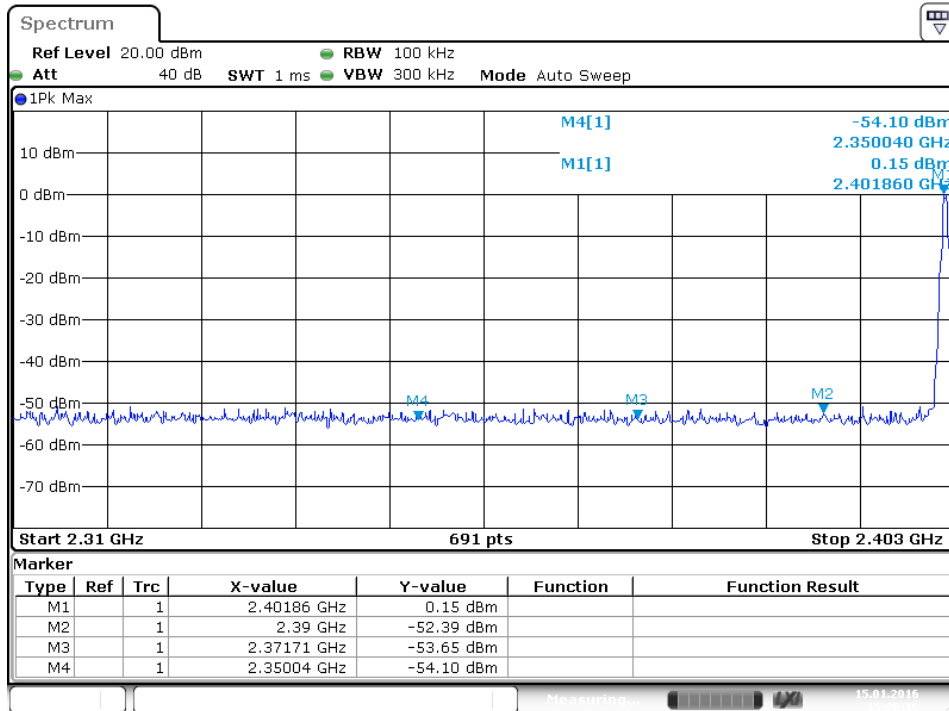
Middle Channel



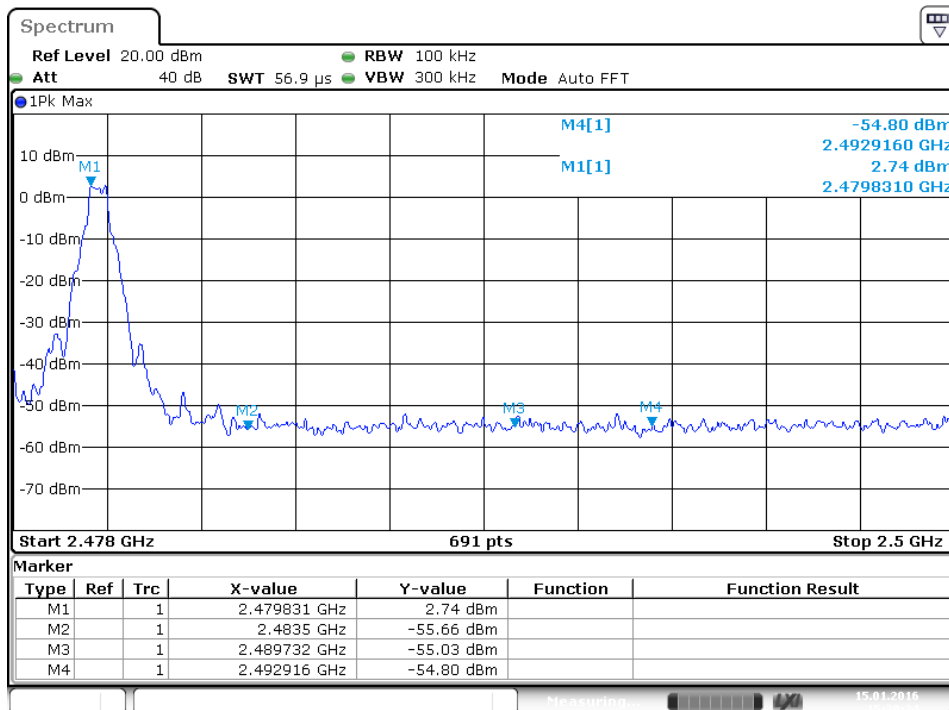
Date: 15.JAN.2016 15:38:05

High Channel


Date: 15.JAN.2016 15:34:36

Band Edge


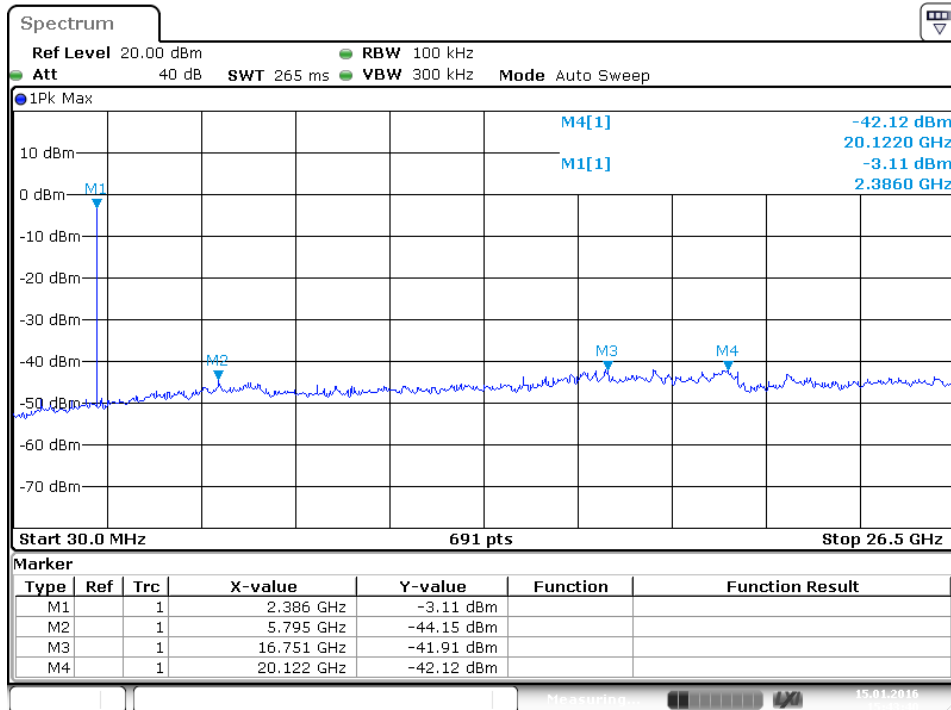
Date: 15.JAN.2016 15:28:16



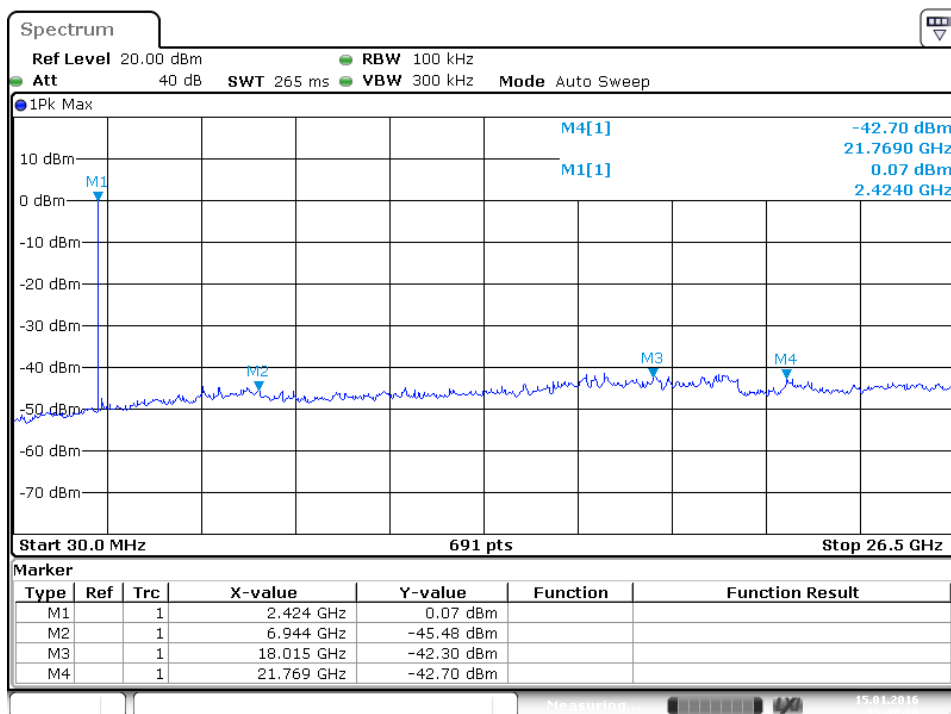
Date: 15.JAN.2016 15:30:24

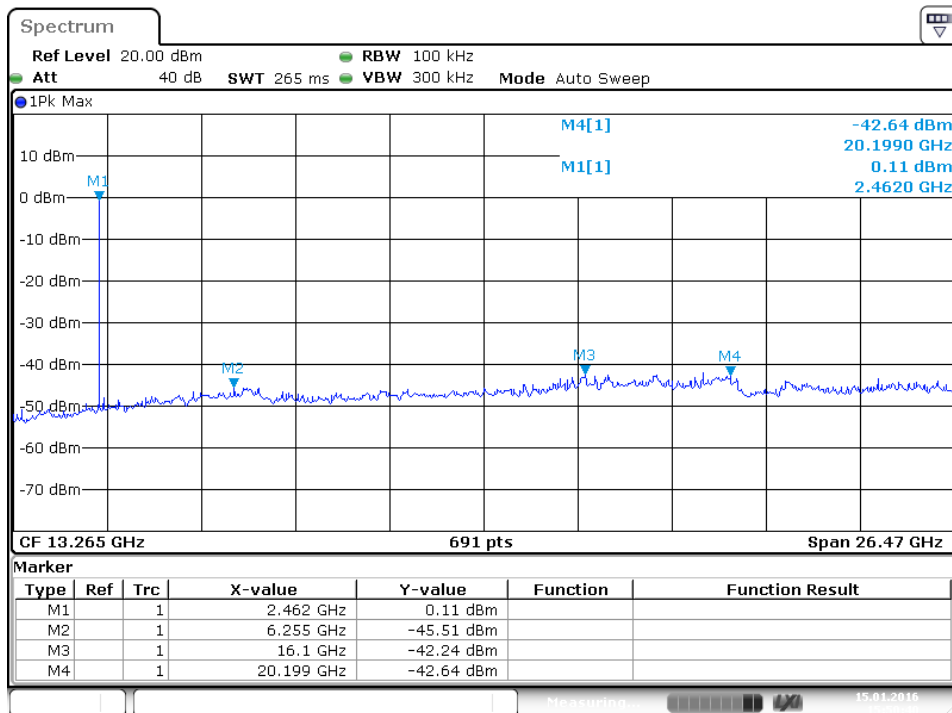
Test Plot of Conducted spurious emissions measured in 100kHz Bandwidth of EDR mode

Low Channel

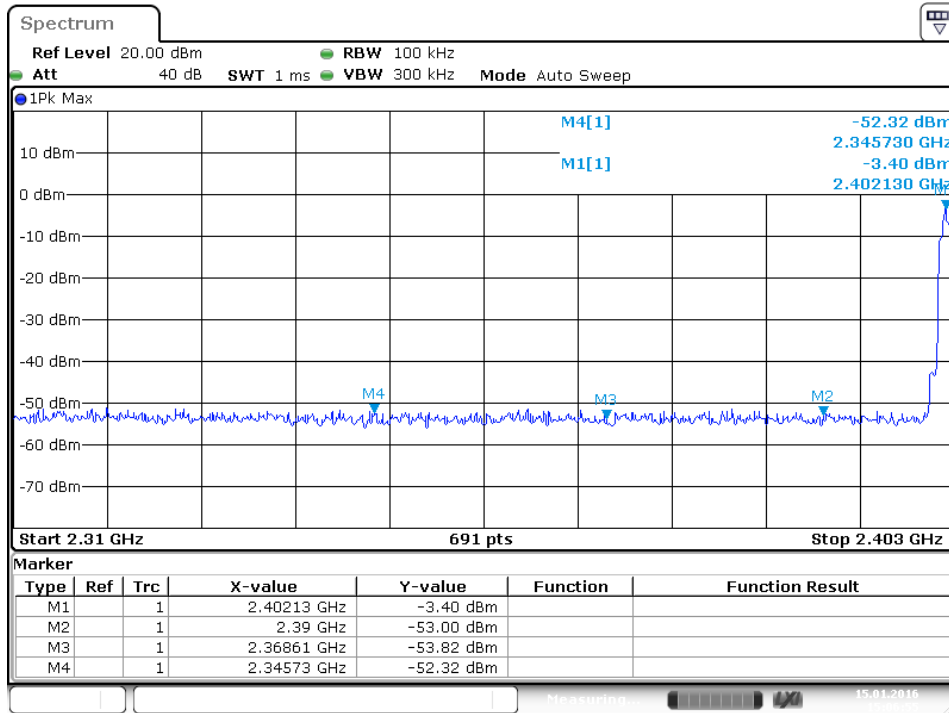


Middle Channel

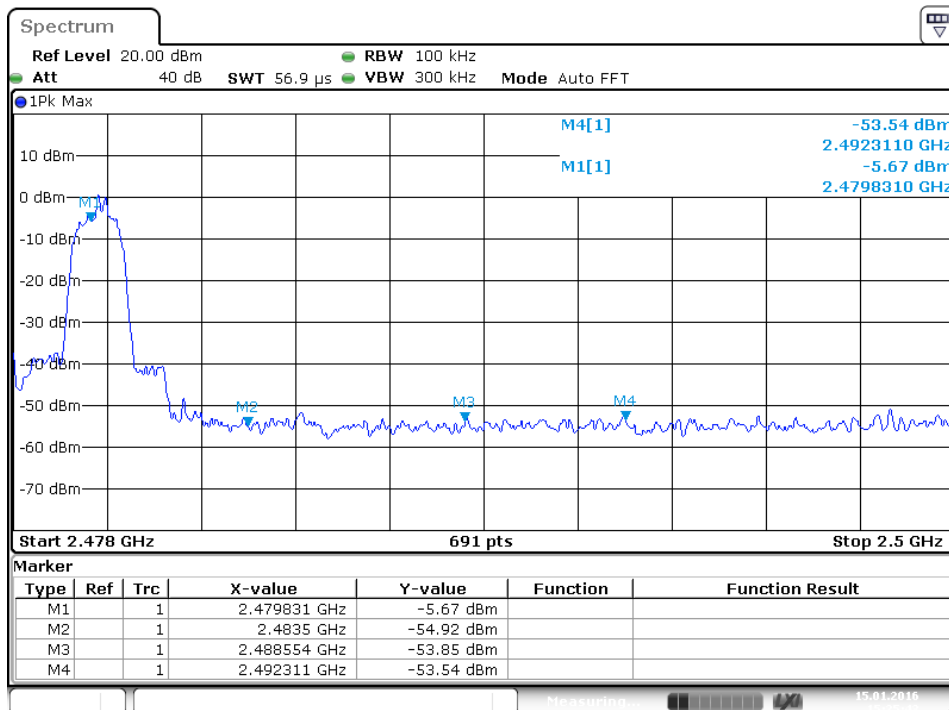


High Channel


Date: 15.JAN.2016 15:50:41

Band Edge


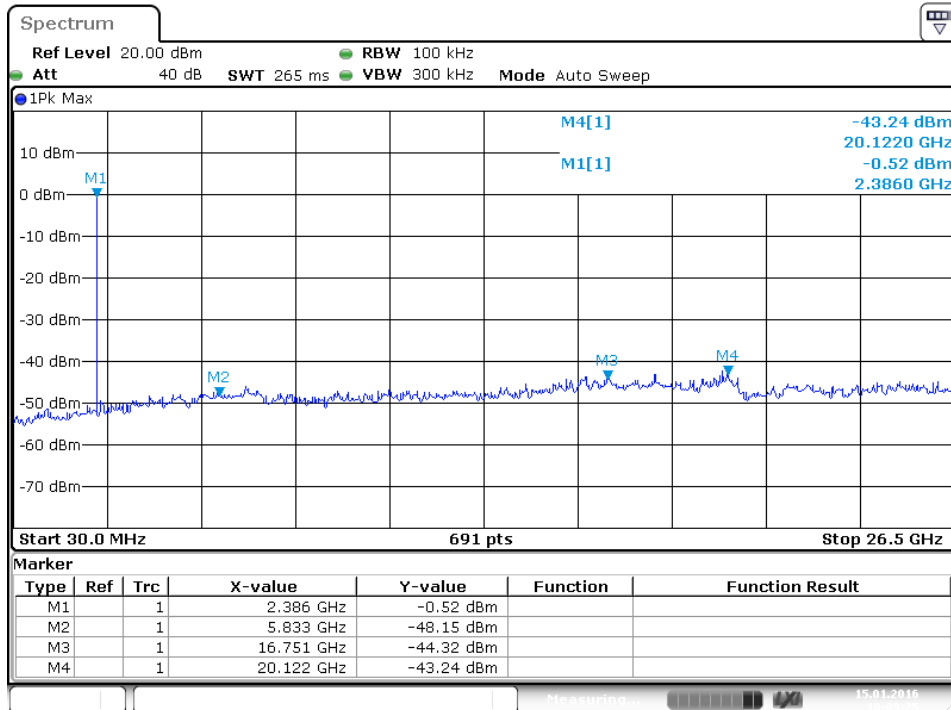
Date: 15.JAN.2016 15:06:56



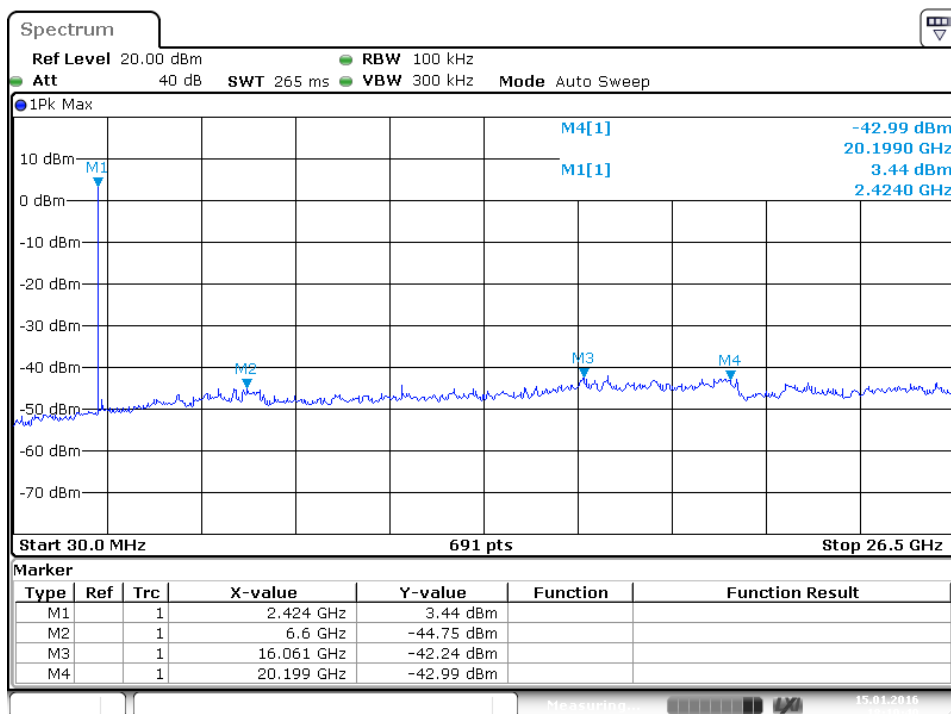
Date: 15.JAN.2016 15:25:43

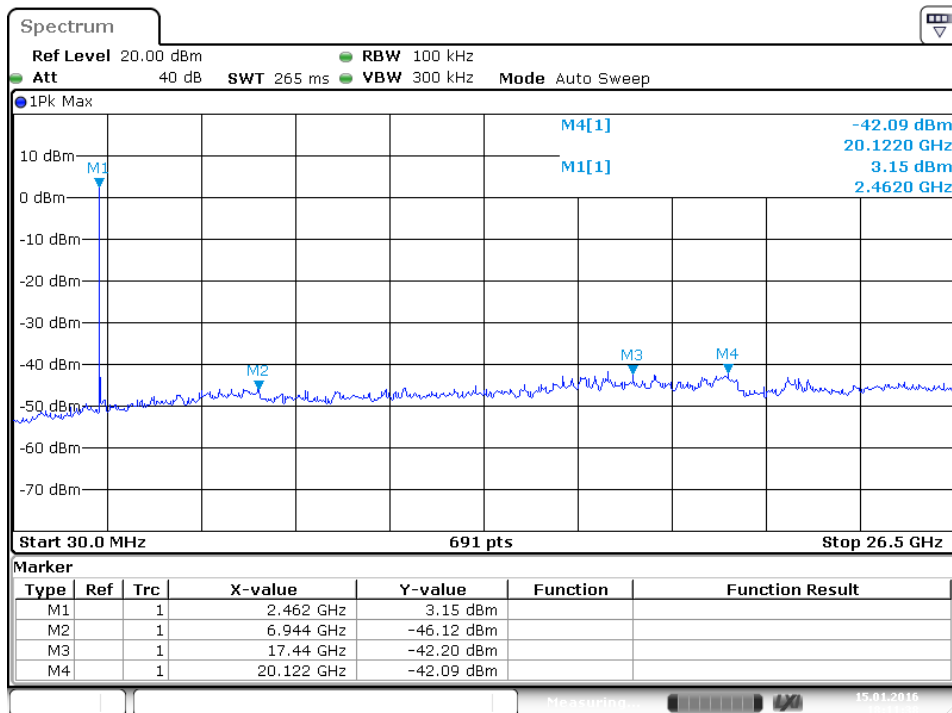
Test Plot of Conducted spurious emissions measured in 100kHz Bandwidth of Low Energy mode

Low Channel

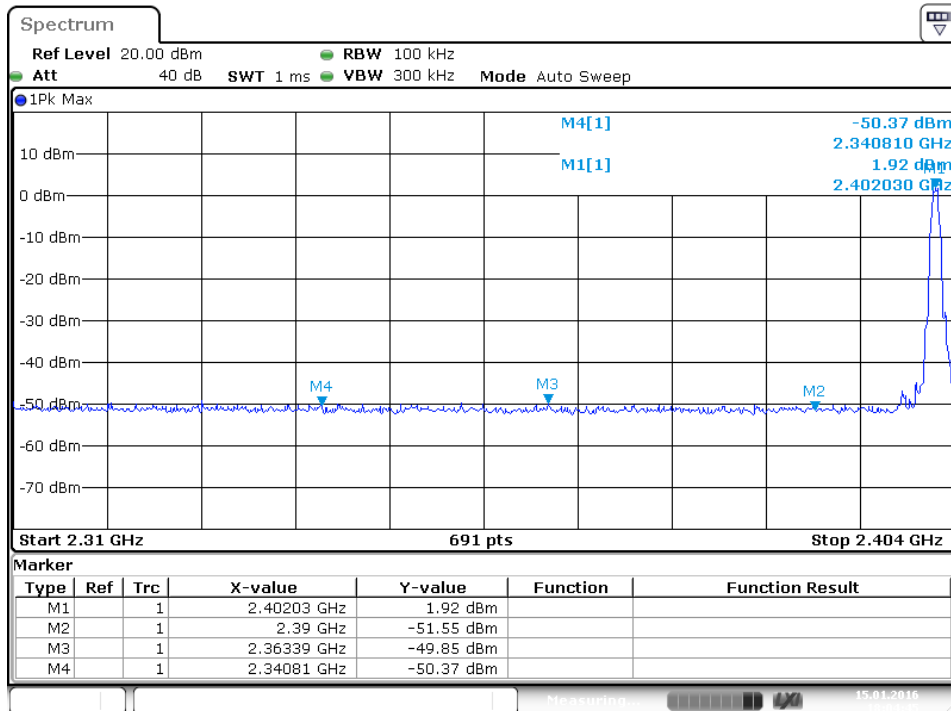


Middle Channel

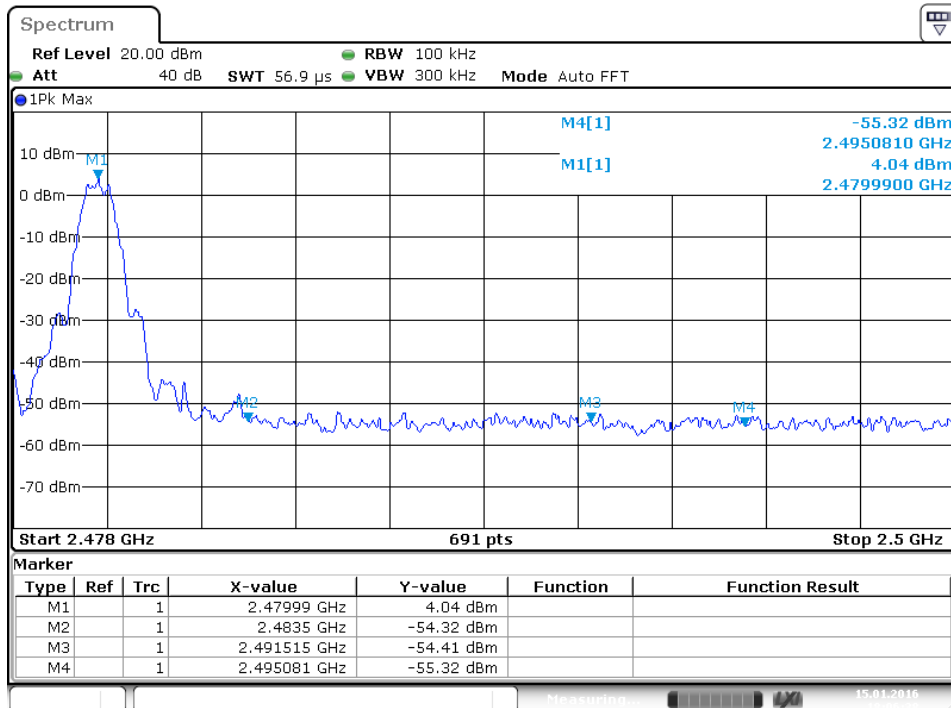


High Channel


Date: 15.JAN.2016 18:11:38

Band Edge


Date: 15.JAN.2016 18:04:45



Date: 15.JAN.2016 18:06:38

5.1.6 Power spectral density

RESULT:
Pass

Date of testing : 2016-01-15
 Test standard : FCC part 15.247(e)
 : RSS-247 clause 5.2(2)
 Basic standard : ANSI C63.10: 2013
 : Clause 10 of KDB 558074 v03r01
 Limit : 8dBm/3kHz
 Kind of test site : Shield room

Test setup

Test Channel : Low/ Middle/ High
 Operation mode : A.2.a
 Ambient temperature : 25°C
 Relative humidity : 50%
 Atmospheric pressure : 101kPa

Table 14: Test result of power spectral density:

Mode	Channel (MHz)	Result (dBm/3kHz)	Limit (dBm/3kHz)	Conclusion
Bluetooth Low Energy mode	2402	-13.32	8	Pass
	2440	-11.80	8	Pass
	2480	-11.54	8	Pass

Prüfbericht - Nr.: 17058162 001
*Test Report No.***Seite 29 von 197**
Page 29 of 197

5.1.7 Spurious Emission

RESULT:**Pass**

Date of testing : 2016-01-29
Test standard : FCC part 15.247(d)
RSS-Gen
Basic standard : ANSI C63.10: 2013
Clause 11 of KDB 558074 v03r01
Limits : FCC part 15.209(a)
Kind of test site : 3m Semi-Anechoic Chamber & Anechoic Chamber

Test setup

Test Channel : Low/ Middle/ High
Operation mode : A.1.a, A.2.a
Ambient temperature : 23°C
Relative humidity : 48%
Atmospheric pressure : 101kPa

For details refer to following test plot.

Test Plot of Spurious Emission of Bluetooth 3.0

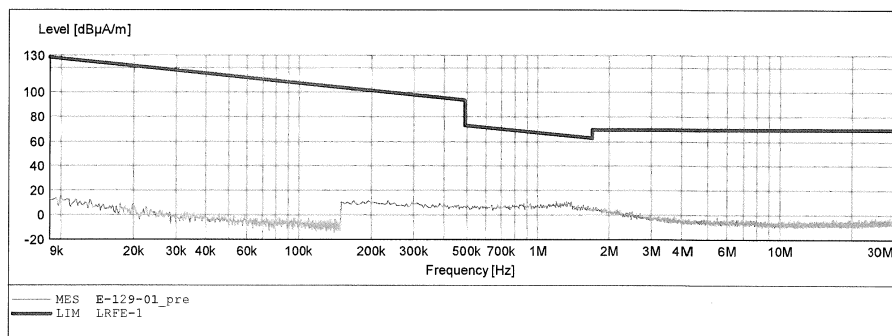
ACCURATE TECHNOLOGY CO.,LTD

FCC Class B 3M Radiated

EUT: Multimedia Speaker M/N:e235
 Manufacturer: EDIFIER
 Operating Condition: TX 2402MHz
 Test Site: 2# Chamber
 Operator: LGWADE
 Test Specification: AC 120V/60Hz
 Comment: X
 Start of Test: 2016-1-29 /

SCAN TABLE: "LFRE Fin"

Short Description:			_SUB STD VTERM2 1.70			
Start	Stop	Step	Detector	Meas. Time	IF Bandw.	Transducer
9.0 kHz	150.0 kHz	100.0 Hz	QuasiPeak	1.0 s	200 Hz	1516M
150.0 kHz	30.0 MHz	5.0 kHz	QuasiPeak	1.0 s	9 kHz	1516M



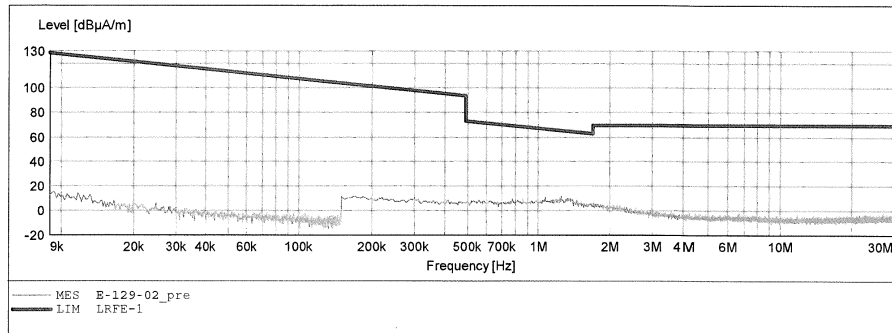
ACCURATE TECHNOLOGY CO.,LTD

FCC Class B 3M Radiated

EUT: Multimedia Speaker M/N:e235
 Manufacturer: EDIFIER
 Operating Condition: TX 2402MHz
 Test Site: 2# Chamber
 Operator: LGWADE
 Test Specification: AC 120V/60Hz
 Comment: Y
 Start of Test: 2016-1-29 /

SCAN TABLE: "LFRE Fin"

Short Description:			_SUB STD VTERM2 1.70			
Start	Stop	Step	Detector	Meas.	IF	Transducer
Frequency	Frequency	Width		Time	Bandw.	
9.0 kHz	150.0 kHz	100.0 Hz	QuasiPeak	1.0 s	200 Hz	1516M
150.0 kHz	30.0 MHz	5.0 kHz	QuasiPeak	1.0 s	9 kHz	1516M

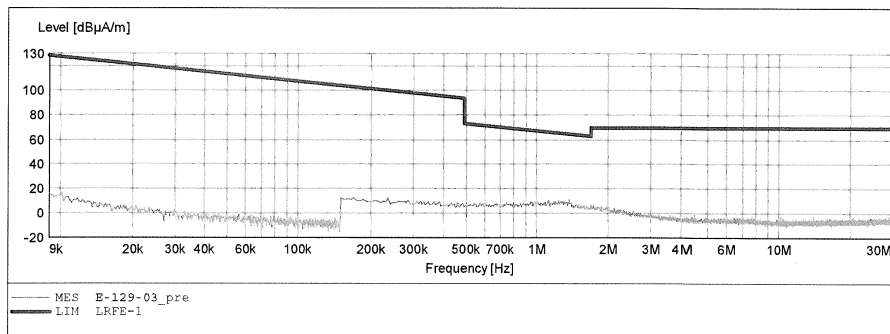


ACCURATE TECHNOLOGY CO.,LTD
FCC Class B 3M Radiated

EUT: Multimedia Speaker M/N:e235
 Manufacturer: EDIFIER
 Operating Condition: TX 2402MHz
 Test Site: 2# Chamber
 Operator: LGWADE
 Test Specification: AC 120V/60Hz
 Comment: Z
 Start of Test: 2016-1-29 /

SCAN TABLE: "LFRE Fin"

Start	Stop	Step	Detector	Meas. Time	IF Bandw.	Transducer
9.0 kHz	150.0 kHz	100.0 Hz	QuasiPeak	1.0 s	200 Hz	1516M
150.0 kHz	30.0 MHz	5.0 kHz	QuasiPeak	1.0 s	9 kHz	1516M

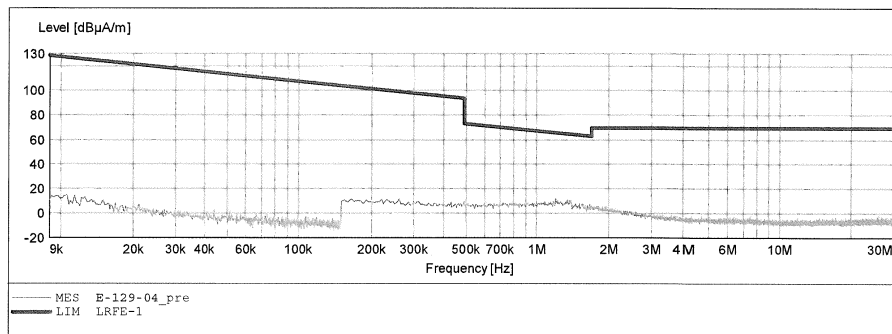


ACCURATE TECHNOLOGY CO.,LTD
FCC Class B 3M Radiated

EUT: Multimedia Speaker M/N:e235
 Manufacturer: EDIFIER
 Operating Condition: TX 2441MHz
 Test Site: 2# Chamber
 Operator: LGWADE
 Test Specification: AC 120V/60Hz
 Comment: X
 Start of Test: 2016-1-29 /

SCAN TABLE: "LFRE Fin"

Short Description:		_SUB_STD VTERM2 1.70				
Start	Stop	Step	Detector	Meas. Time	IF Bandw.	Transducer
9.0 kHz	150.0 kHz	100.0 Hz	QuasiPeak	1.0 s	200 Hz	1516M
150.0 kHz	30.0 MHz	5.0 kHz	QuasiPeak	1.0 s	9 kHz	1516M

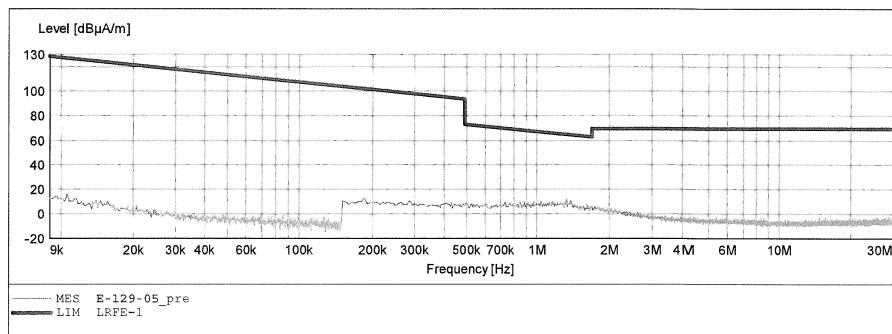


ACCURATE TECHNOLOGY CO.,LTD
FCC Class B 3M Radiated

EUT: Multimedia Speaker M/N:e235
 Manufacturer: EDIFIER
 Operating Condition: TX 2441MHz
 Test Site: 2# Chamber
 Operator: LGWADE
 Test Specification: AC 120V/60Hz
 Comment: Y
 Start of Test: 2016-1-29 /

SCAN TABLE: "LFRE Fin"

Short Description:		_SUB_STD VTERM2 1.70				
Start	Stop	Step	Detector	Meas.	IF	Transducer
Frequency	Frequency	Width		Time	Bandw.	
9.0 kHz	150.0 kHz	100.0 Hz	QuasiPeak	1.0 s	200 Hz	1516M
150.0 kHz	30.0 MHz	5.0 kHz	QuasiPeak	1.0 s	9 kHz	1516M



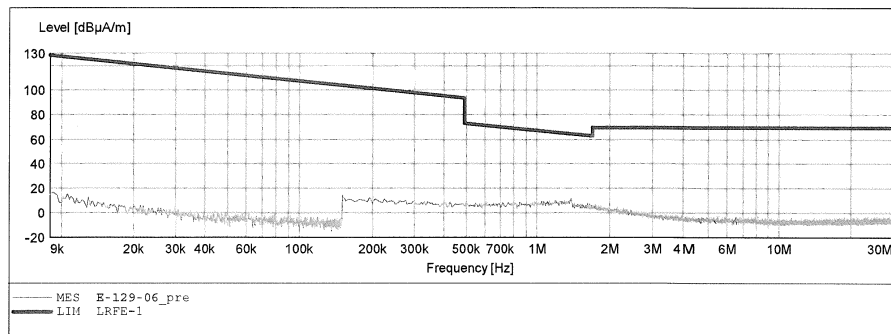
ACCURATE TECHNOLOGY CO.,LTD

FCC Class B 3M Radiated

EUT: Multimedia Speaker M/N:e235
 Manufacturer: EDIFIER
 Operating Condition: TX 2441MHz
 Test Site: 2# Chamber
 Operator: LGWADE
 Test Specification: AC 120V/60Hz
 Comment: Z
 Start of Test: 2016-1-29 /

SCAN TABLE: "LFRE Fin"

Start	Stop	Step	Detector	Meas. Time	IF Bandw.	Transducer
9.0 kHz	150.0 kHz	100.0 Hz	QuasiPeak	1.0 s	200 Hz	1516M
150.0 kHz	30.0 MHz	5.0 kHz	QuasiPeak	1.0 s	9 kHz	1516M

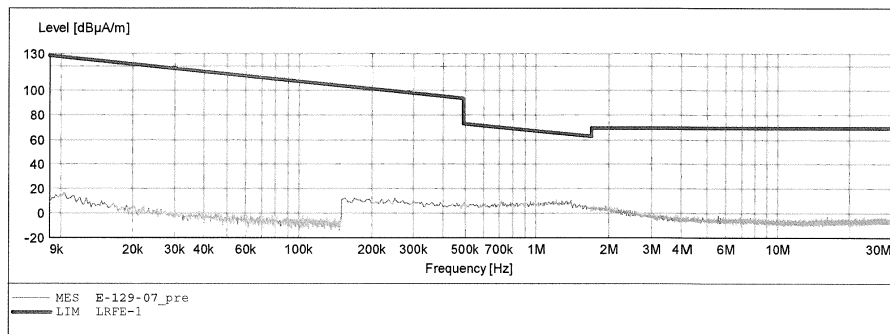


ACCURATE TECHNOLOGY CO.,LTD
FCC Class B 3M Radiated

EUT: Multimedia Speaker M/N:e235
 Manufacturer: EDIFIER
 Operating Condition: TX 2480MHz
 Test Site: 2# Chamber
 Operator: LGWADE
 Test Specification: AC 120V/60Hz
 Comment: X
 Start of Test: 2016-1-29 /

SCAN TABLE: "LFRE Fin"

Short Description:		_SUB STD VTERM2 1.70				
Start	Stop	Step	Detector	Meas. Time	IF Bandw.	Transducer
9.0 kHz	150.0 kHz	100.0 Hz	QuasiPeak	1.0 s	200 Hz	1516M
150.0 kHz	30.0 MHz	5.0 kHz	QuasiPeak	1.0 s	9 kHz	1516M

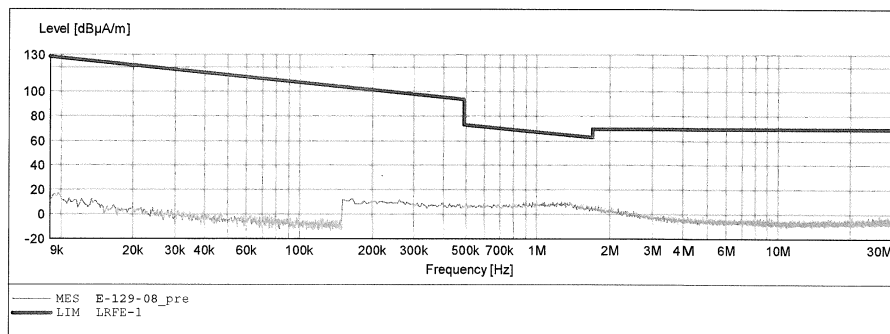


ACCURATE TECHNOLOGY CO.,LTD
FCC Class B 3M Radiated

EUT: Multimedia Speaker M/N:e235
 Manufacturer: EDIFIER
 Operating Condition: TX 2480MHz
 Test Site: 2# Chamber
 Operator: LGWADE
 Test Specification: AC 120V/60Hz
 Comment: Y
 Start of Test: 2016-1-29 /

SCAN TABLE: "LFRE Fin"

Start	Stop	Step	Detector	Meas. Time	IF Bandw.	Transducer
9.0 kHz	150.0 kHz	100.0 Hz	QuasiPeak	1.0 s	200 Hz	1516M
150.0 kHz	30.0 MHz	5.0 kHz	QuasiPeak	1.0 s	9 kHz	1516M

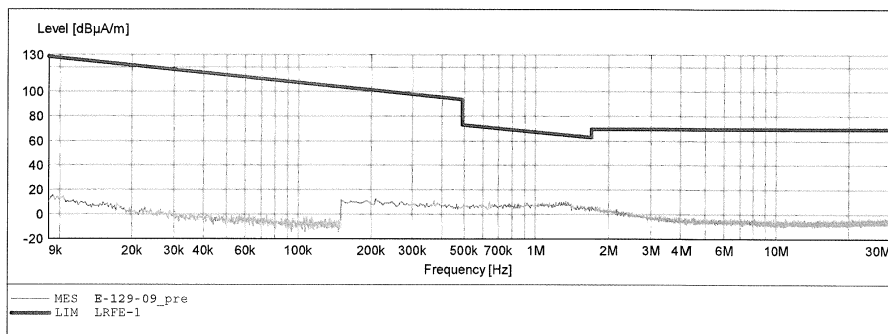


ACCURATE TECHNOLOGY CO., LTD
FCC Class B 3M Radiated

EUT: Multimedia Speaker M/N:e235
 Manufacturer: EDIFIER
 Operating Condition: TX 2480MHz
 Test Site: 2# Chamber
 Operator: LGWADE
 Test Specification: AC 120V/60Hz
 Comment: Z
 Start of Test: 2016-1-29 /

SCAN TABLE: "LFRE Fin"

Short Description:			_SUB_STD VTERM2 1.70			
Start	Stop	Step	Detector	Meas. Time	IF Bandw.	Transducer
9.0 kHz	150.0 kHz	100.0 Hz	QuasiPeak	1.0 s	200 Hz	1516M
150.0 kHz	30.0 MHz	5.0 kHz	QuasiPeak	1.0 s	9 kHz	1516M

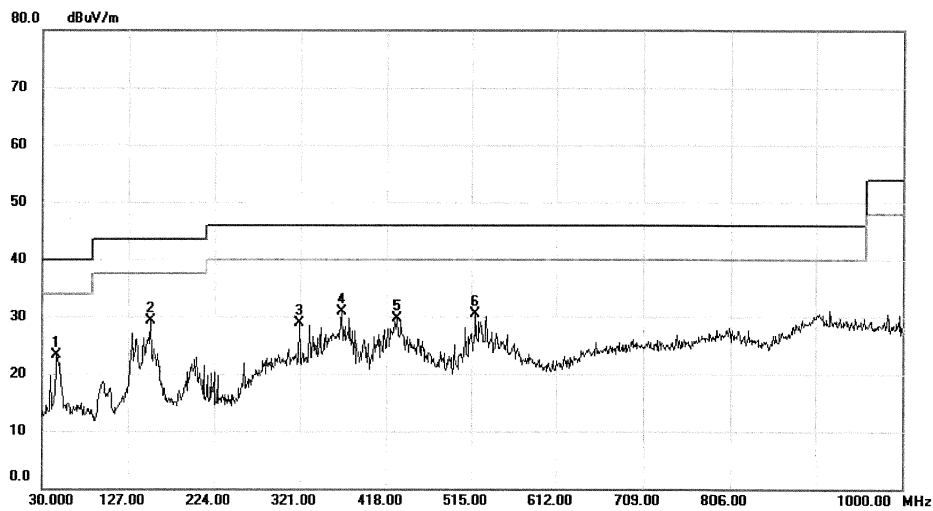



 No.3.JinShaGang 1st Road,ShiXia,DaLang Town,DongGuan,China.
 Tel: (0769)-8318-3000 Fax:(0769)-8319-6000 Post Code: 523792
www.newbtl.com

Site: DG-CB03	Polarization: Horizontal	Temperature: 22 (C)
Limit: FCC Class B 3m Radiation	Power: AC 120V/60Hz	Humidity: 56 %
EUT:	Distance: 3m	
M/N: E235	Mode: TX_1M_2402	
Note: 3.0		

Radiated Emission Measurement

File :FCCP_BELOW1G_1 Data :#1 Date: 2016-1-25 Time: 12:56:27



No.	Mk.	Freq. MHz	Reading Level dBuV	Correct Factor dB	Measure- ment dBuV/m	Limit dBuV/m	Margin dB	Detector	Comment
1		46.4900	36.56	-13.32	23.24	40.00	-16.76	peak	
2	*	152.2200	42.10	-12.88	29.22	43.50	-14.28	peak	
3		320.0300	39.79	-10.84	28.95	46.00	-17.05	peak	
4		368.5300	41.49	-10.59	30.90	46.00	-15.10	peak	
5		430.6100	38.22	-8.54	29.68	46.00	-16.32	peak	
6		519.8500	38.56	-8.06	30.50	46.00	-15.50	peak	

*:Maximum data x:Over limit !:over margin

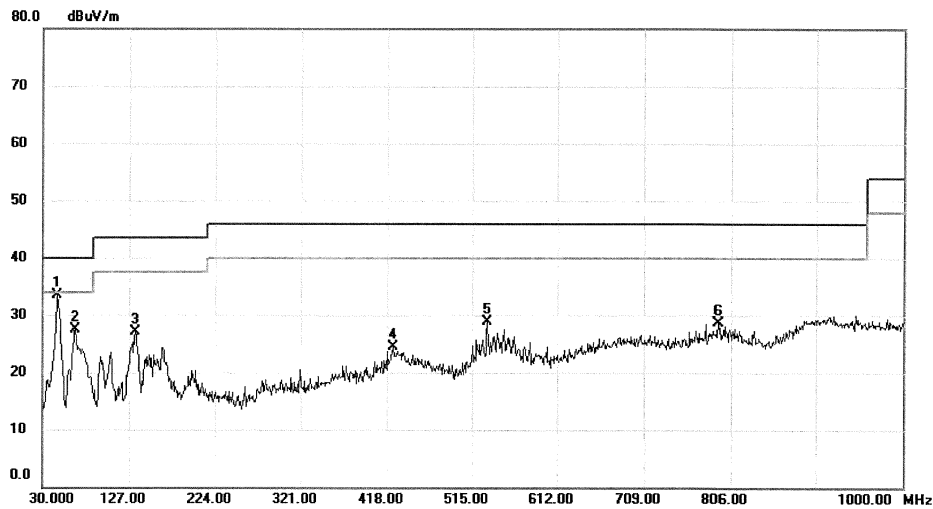
(Reference Only)


 No.3.JinShaGang 1st Road,ShiXia,DaLang Town,DongGuan,China.
 Tel: (0769)-8318-3000 Fax:(0769)-8319-6000 Post Code: 523792
www.newbtl.com

Site: DG-CB03	Polarization: Vertical	Temperature: 22 (C)
Limit: FCC Class B 3m Radiation	Power: AC 120V/60Hz	Humidity: 56 %
EUT:	Distance: 3m	
M/N: E235	Mode: TX_1M_2402	
Note: 3.0		

Radiated Emission Measurement

File :FCCP_BELOW1G_1 Data :#2 Date: 2016-1-25 Time: 12:57:43



No.	Mk.	Freq. MHz	Reading Level dBuV	Correct Factor dB	Measure- ment dBuV/m	Limit dBuV/m	Margin dB	Detector	Comment
1	*	46.4900	46.77	-13.32	33.45	40.00	-6.55	peak	
2		66.8600	42.76	-15.35	27.41	40.00	-12.59	peak	
3		133.7900	40.48	-13.45	27.03	43.50	-16.47	peak	
4		424.7900	33.23	-8.70	24.53	46.00	-21.47	peak	
5		532.4600	35.70	-6.84	28.86	46.00	-17.14	peak	
6		792.4200	31.19	-2.46	28.73	46.00	-17.27	peak	

*:Maximum data x:Over limit !:over margin

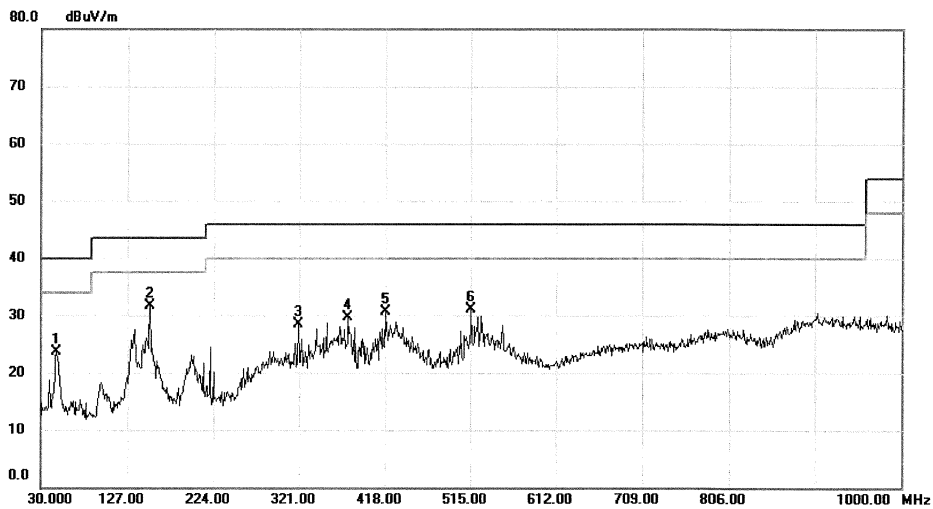
(Reference Only)


 No.3.JinShaGang 1st Road,ShiXia,DaLang Town,DongGuan,China.
 Tel: (0769)-8318-3000 Fax:(0769)-8319-6000 Post Code: 523792
www.newbtl.com

Site: DG-CB03	Polarization: Horizontal	Temperature: 22 (C)
Limit: FCC Class B 3m Radiation	Power: AC 120V/60Hz	Humidity: 56 %
EUT:	Distance: 3m	
M/N: E235	Mode: TX_1M_2441	
Note: 3.0		

Radiated Emission Measurement

File :FCCP_BELOW1G_1 Data :#4 Date: 2016-1-25 Time: 13:03:15



No.	Mk.	Freq. MHz	Reading Level dBuV	Correct Factor dB	Measure- ment dBuV/m	Limit dBuV/m	Margin dB	Detector	Comment
1		47.4600	37.27	-13.62	23.65	40.00	-16.35	peak	
2	*	152.2200	44.54	-12.88	31.66	43.50	-11.84	peak	
3		320.0300	39.26	-10.84	28.42	46.00	-17.58	peak	
4		376.2900	39.93	-10.28	29.65	46.00	-16.35	peak	
5		418.0000	39.50	-8.87	30.63	46.00	-15.37	peak	
6		515.9700	39.60	-8.45	31.15	46.00	-14.85	peak	

*:Maximum data x:Over limit !:over margin

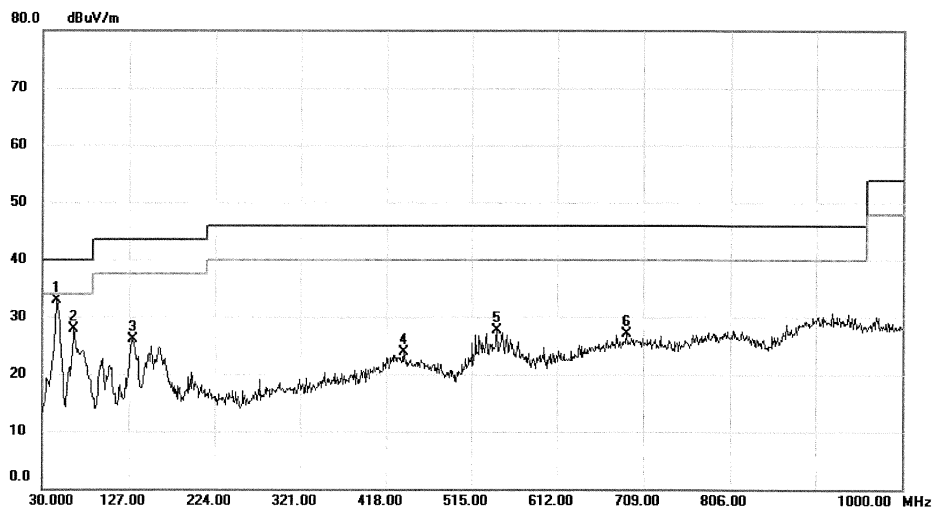
(Reference Only)


 No.3.JinShaGang 1st Road,ShiXia,DaLang Town,DongGuan,China.
 Tel: (0769)-8318-3000 Fax:(0769)-8319-6000 Post Code: 523792
www.newbtl.com

Site: DG-CB03	Polarization: Vertical	Temperature: 22 (C)
Limit: FCC Class B 3m Radiation	Power: AC 120V/60Hz	Humidity: 56 %
EUT:	Distance: 3m	
M/N: E235	Mode: TX_1M_2441	
Note: 3.0		

Radiated Emission Measurement

File :FCCP_BELOW1G_1 Data :#3 Date: 2016-1-25 Time: 12:59:26



No.	Mk.	Freq. MHz	Reading Level dBuV	Correct Factor dB	Measure- ment dBuV/m	Limit dBuV/m	Margin dB	Detector	Comment
1	*	46.4900	46.23	-13.32	32.91	40.00	-7.09	peak	
2		65.8900	43.00	-15.18	27.82	40.00	-12.18	peak	
3		130.8800	39.23	-13.16	26.07	43.50	-17.43	peak	
4		437.4000	32.19	-8.37	23.82	46.00	-22.18	peak	
5		544.1000	33.44	-5.71	27.73	46.00	-18.27	peak	
6		689.6000	31.42	-4.38	27.04	46.00	-18.96	peak	

*:Maximum data x:Over limit !:over margin

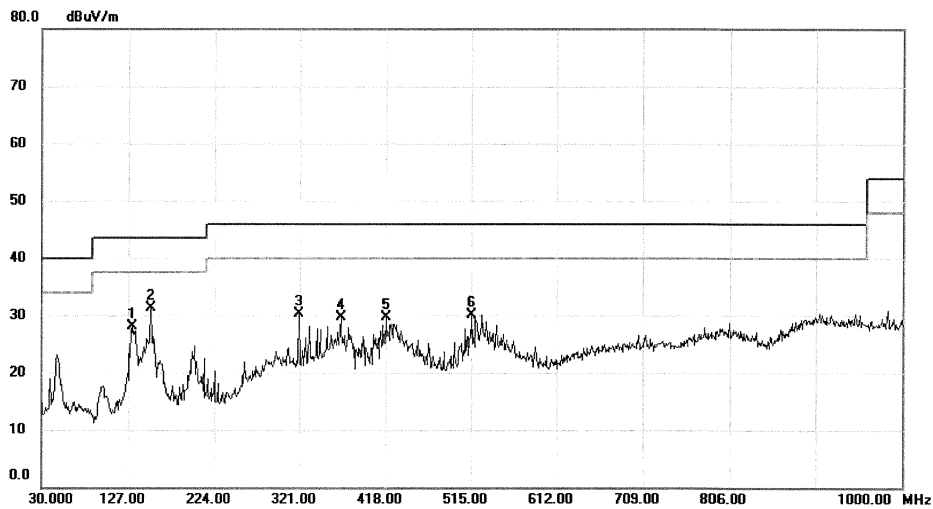
<Reference Only


 No.3.JinShaGang 1st Road,ShiXia,DaLang Town,DongGuan,China.
 Tel: (0769)-8318-3000 Fax:(0769)-8319-6000 Post Code: 523792
www.newbtl.com

Site: DG-CB03	Polarization: Horizontal	Temperature: 22 (C)
Limit: FCC Class B 3m Radiation	Power: AC 120V/60Hz	Humidity: 56 %
EUT:	Distance: 3m	
M/N: E235	Mode: TX_1M_2480	
Note: 3.0		

Radiated Emission Measurement

File :FCCP_BELOW1G_1 Data :#5 Date: 2016-1-25 Time: 13:06:22



No.	Mk.	Freq. MHz	Reading Level dBuV	Correct Factor dB	Measure- ment dBuV/m	Limit dBuV/m	Margin dB	Detector	Comment
1		131.8500	41.30	-13.27	28.03	43.50	-15.47	peak	
2	*	152.2200	44.20	-12.88	31.32	43.50	-12.18	peak	
3		320.0300	41.12	-10.84	30.28	46.00	-15.72	peak	
4		367.5600	40.37	-10.63	29.74	46.00	-16.26	peak	
5		418.0000	38.50	-8.87	29.63	46.00	-16.37	peak	
6		515.9700	38.46	-8.45	30.01	46.00	-15.99	peak	

*:Maximum data x:Over limit !:over margin

<Reference Only

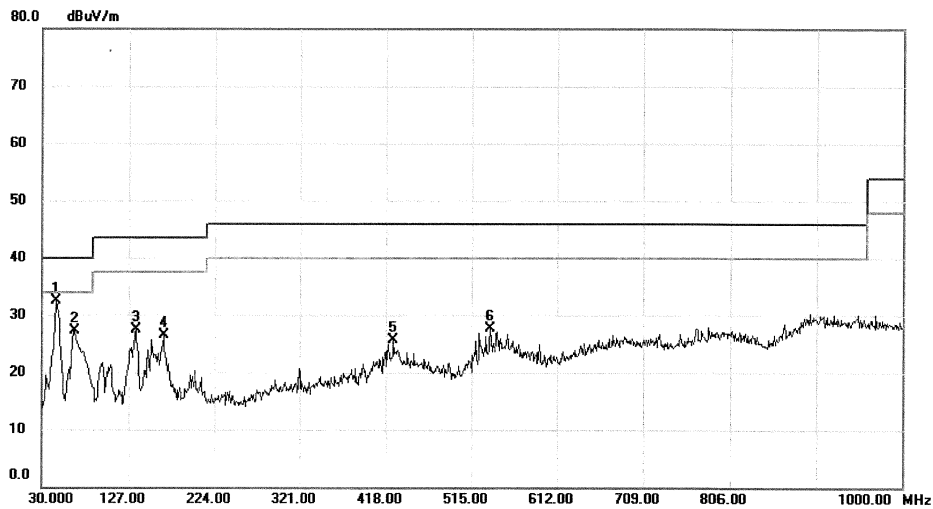

 No.3.JinShaGang 1st Road,ShiXia,DaLang Town,DongGuan,China.
 Tel: (0769)-8318-3000 Fax:(0769)-8319-6000 Post Code: 523792
www.newbtl.com

 Site: DG-CB03
 Limit: FCC Class B 3m Radiation
 EUT:
 M/N: E235
 Note: 3.0

 Polarization: **Vertical** Temperature: 22 (C)
 Power: AC 120V/60Hz Humidity: 56 %
 Distance: 3m
 Mode: TX_1M_2480

Radiated Emission Measurement

File :FCCP_BELOW1G_1 Data :#6 Date: 2016-1-25 Time: 13:07:46



No.	Mk.	Freq. MHz	Reading Level dBuV	Correct Factor dB	Measure- ment dBuV/m	Limit dBuV/m	Margin dB	Detector	Comment
1	*	46.4900	45.77	-13.32	32.45	40.00	-7.55	peak	
2		66.8600	42.73	-15.35	27.38	40.00	-12.62	peak	
3		134.7600	41.08	-13.56	27.52	43.50	-15.98	peak	
4		165.8000	39.12	-12.68	26.44	43.50	-17.06	peak	
5		426.7300	34.26	-8.64	25.62	46.00	-20.38	peak	
6		536.3400	34.19	-6.46	27.73	46.00	-18.27	peak	

*:Maximum data x:Over limit !:over margin

(Reference Only)


ACCURATE TECHNOLOGY CO., LTD.

 F1,Bldg,A,Changyuan New Material Port Keyuan Rd,
 Science & Industry Park,Nanshan Shenzhen,P.R.China

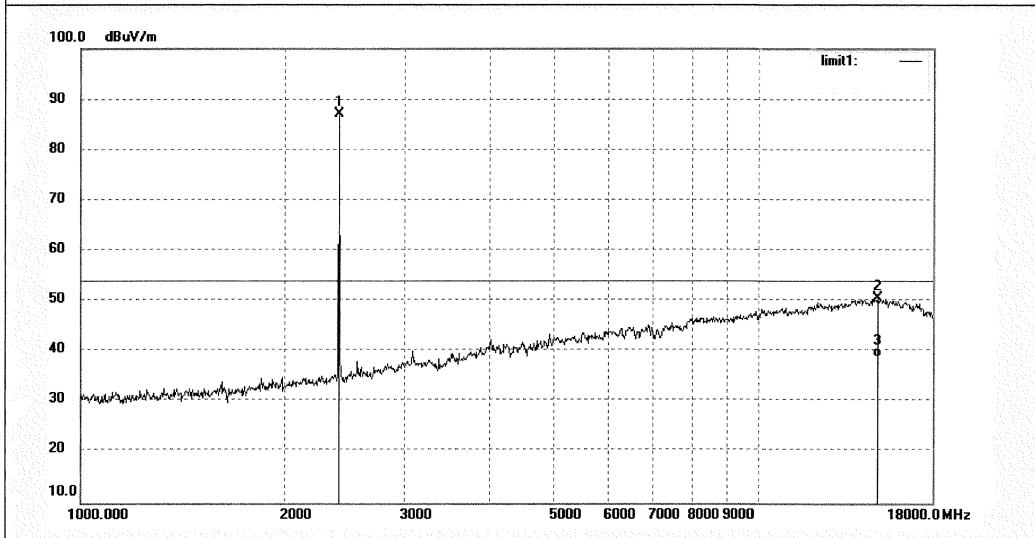
Site: 2# Chamber

Tel:+86-0755-26503290

Fax:+86-0755-26503396

Job No.: Igwade #482	Polarization: Horizontal
Standard: FCC Class B 3M Radiated	Power Source: AC 120V/60Hz
Test item: Radiation Test	Date: 2016-1-13
Temp.(C)/Hum.(%) 23 C / 48 %	Time:
EUT: Multimedia Speaker	Engineer Signature: LGWADE
Mode: TX 2402MHz	Distance: 3m
Model: e235	
Manufacturer: EDIFIER	

Note: Bluetooth



No.	Freq. (MHz)	Reading (dBuV/m)	Factor (dB)	Result (dBuV/m)	Limit (dBuV/m)	Margin (dB)	Detector	Height (cm)	Degree (deg.)	Remark
1	2402.000	94.62	-7.45	87.17	/	/	peak			
2	14916.942	9.33	41.35	50.68	74.00	-23.32	peak			
3	14916.942	-2.45	41.35	38.90	54.00	-15.10	AVG			


ACCURATE TECHNOLOGY CO., LTD.

 F1,Bldg,A,Changyuan New Material Port Keyuan Rd,
 Science & Industry Park,Nanshan Shenzhen,P.R.China

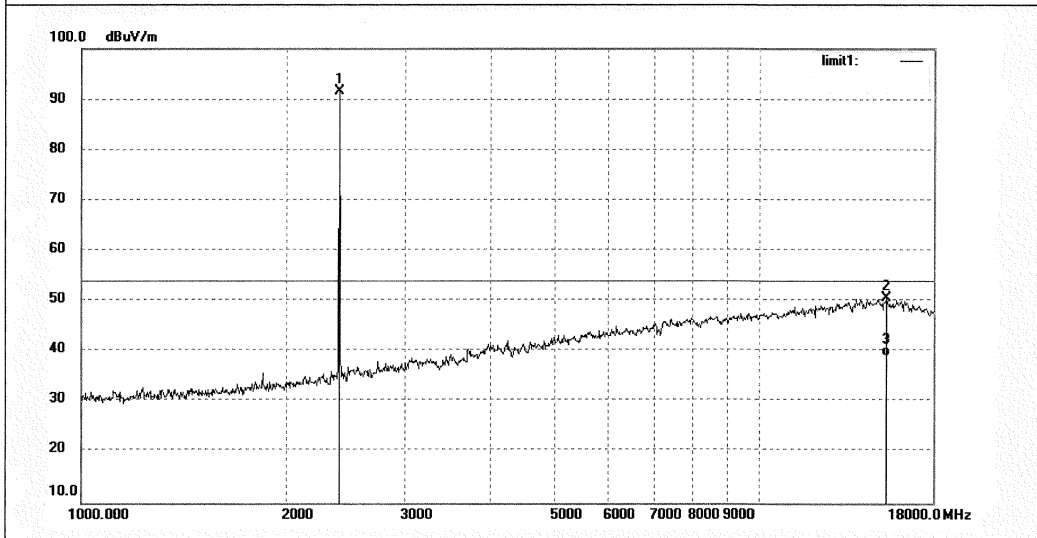
Site: 2# Chamber

Tel:+86-0755-26503290

Fax:+86-0755-26503396

Job No.: Igwade #483	Polarization: Vertical
Standard: FCC Class B 3M Radiated	Power Source: AC 120V/60Hz
Test item: Radiation Test	Date: 2016-1-13
Temp.(C)/Hum.(%) 23 C / 48 %	Time:
EUT: Multimedia Speaker	Engineer Signature: LGWADE
Mode: TX 2402MHz	Distance: 3m
Model: e235	
Manufacturer: EDIFIER	

Note: Bluetooth



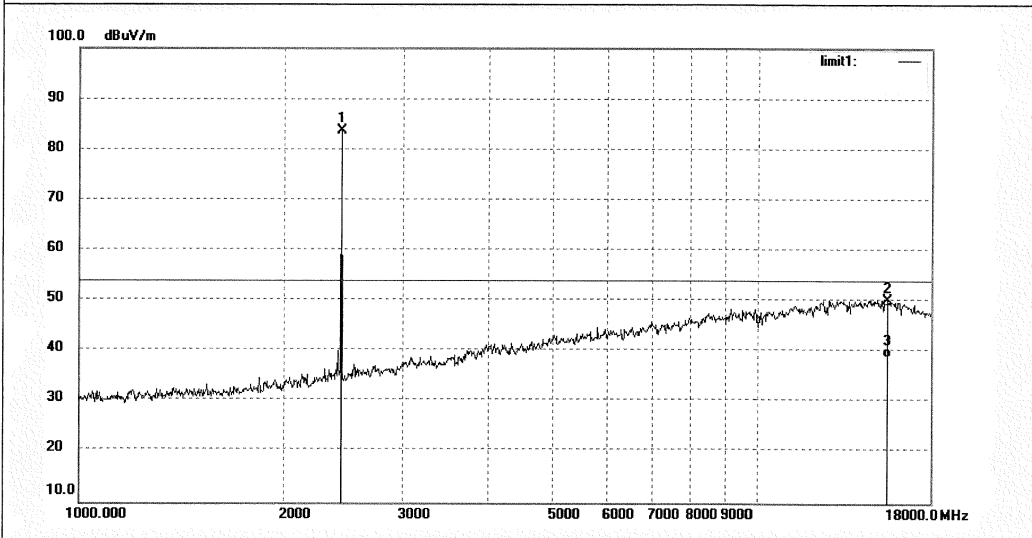
No.	Freq. (MHz)	Reading (dBuV/m)	Factor (dB)	Result (dBuV/m)	Limit (dBuV/m)	Margin (dB)	Detector	Height (cm)	Degree (deg.)	Remark
1	2402.000	99.11	-7.45	91.66	/	/	peak			
2	15354.388	10.19	40.39	50.58	74.00	-23.42	peak			
3	15354.388	-1.23	40.39	39.16	54.00	-14.84	AVG			


ACCURATE TECHNOLOGY CO., LTD.
 F1,Bldg,A,Changyuan New Material Port Keyuan Rd,
 Science & Industry Park,Nanshan Shenzhen,P.R.China

 Site: 2# Chamber
 Tel:+86-0755-26503290
 Fax:+86-0755-26503396

Job No.: Igwade #485	Polarization: Horizontal
Standard: FCC Class B 3M Radiated	Power Source: AC 120V/60Hz
Test item: Radiation Test	Date: 2016-1-13
Temp.(C)/Hum.(%) 23 C / 48 %	Time:
EUT: Multimedia Speaker	Engineer Signature: LGWADE
Mode: TX 2441MHz	Distance: 3m
Model: e235	
Manufacturer: EDIFIER	

Note: Bluetooth



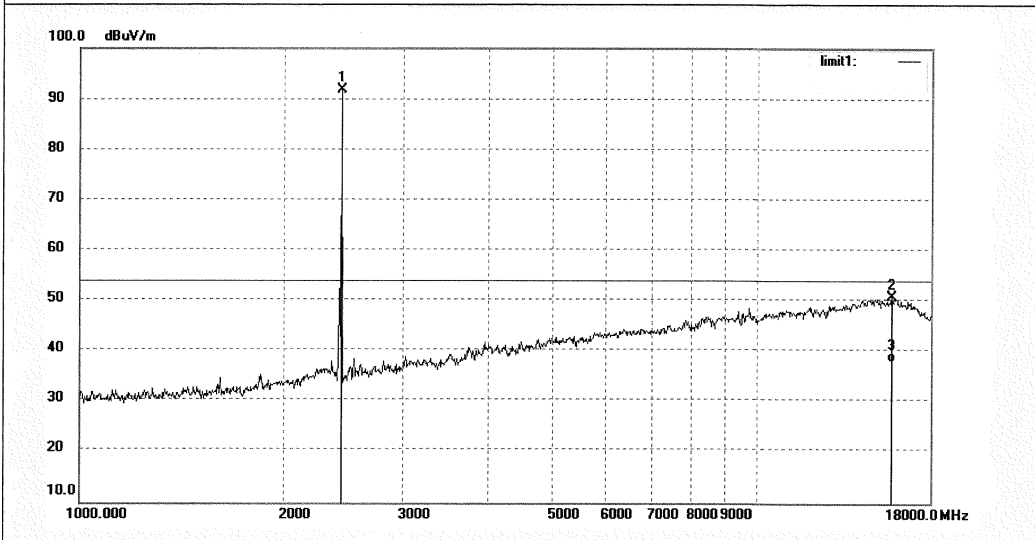
No.	Freq. (MHz)	Reading (dBuV/m)	Factor (dB)	Result (dBuV/m)	Limit (dBuV/m)	Margin (dB)	Detector	Height (cm)	Degree (deg.)	Remark
1	2441.000	90.93	-7.35	83.58	/	/	peak			
2	15532.938	10.17	40.09	50.26	74.00	-23.74	peak			
3	15532.938	-1.26	40.09	38.83	54.00	-15.17	AVG			


ACCURATE TECHNOLOGY CO., LTD.
 F1,Bldg,A,Changyuan New Material Port Keyuan Rd,
 Science & Industry Park,Nanshan Shenzhen,P.R.China

 Site: 2# Chamber
 Tel:+86-0755-26503290
 Fax:+86-0755-26503396

Job No.: Igwade #484	Polarization: Vertical
Standard: FCC Class B 3M Radiated	Power Source: AC 120V/60Hz
Test item: Radiation Test	Date: 2016-1-13
Temp.(C)/Hum.(%) 23 C / 48 %	Time:
EUT: Multimedia Speaker	Engineer Signature: LGWADE
Mode: TX 2441MHz	Distance: 3m
Model: e235	
Manufacturer: EDIFIER	

Note: Bluetooth



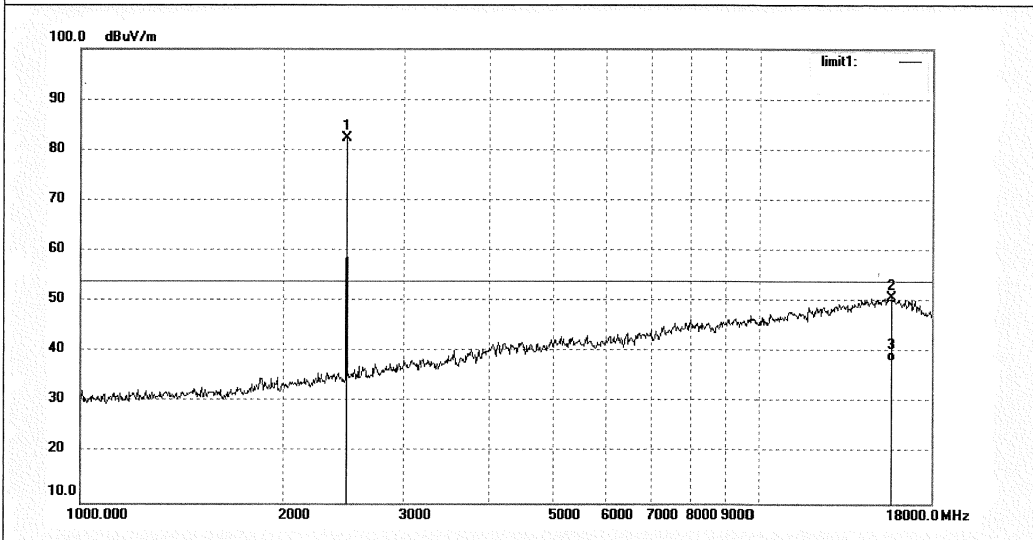
No.	Freq. (MHz)	Reading (dBuV/m)	Factor (dB)	Result (dBuV/m)	Limit (dBuV/m)	Margin (dB)	Detector	Height (cm)	Degree (deg.)	Remark
1	2441.000	99.17	-7.35	91.82	/	/	peak			
2	15759.048	10.82	40.05	50.87	74.00	-23.13	peak			
3	15759.048	-1.95	40.05	38.10	54.00	-15.90	AVG			


ACCURATE TECHNOLOGY CO., LTD.
 F1,Bldg,A,Changyuan New Material Port Keyuan Rd,
 Science & Industry Park,Nanshan Shenzhen,P.R.China

 Site: 2# Chamber
 Tel:+86-0755-26503290
 Fax:+86-0755-26503396

Job No.: lgwade #486	Polarization: Horizontal
Standard: FCC Class B 3M Radiated	Power Source: AC 120V/60Hz
Test item: Radiation Test	Date: 2016-1-13
Temp.(C)/Hum.(%) 23 C / 48 %	Time:
EUT: Multimedia Speaker	Engineer Signature: LGWADE
Mode: TX 2480MHz	Distance: 3m
Model: e235	
Manufacturer: EDIFIER	

Note: Bluetooth



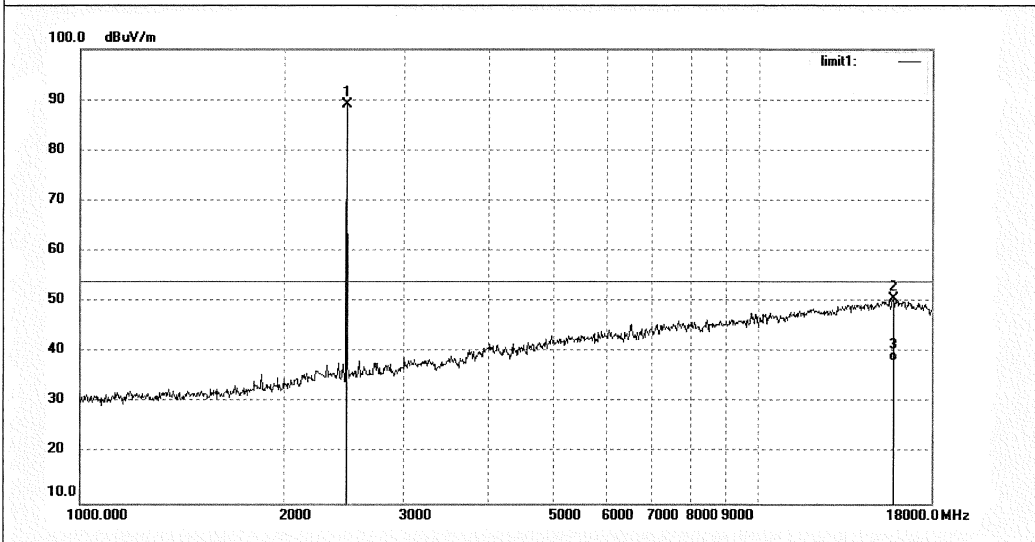
No.	Freq. (MHz)	Reading (dBuV/m)	Factor (dB)	Result (dBuV/m)	Limit (dBuV/m)	Margin (dB)	Detector	Height (cm)	Degree (deg.)	Remark
1	2480.000	89.78	-7.37	82.41	/	/	peak			
2	15713.564	10.72	40.06	50.78	74.00	-23.22	peak			
3	15713.564	-1.89	40.06	38.17	54.00	-15.83	AVG			


ACCURATE TECHNOLOGY CO., LTD.
 F1,Bldg,A,Changyuan New Material Port Keyuan Rd,
 Science & Industry Park,Nanshan Shenzhen,P.R.China

 Site: 2# Chamber
 Tel:+86-0755-26503290
 Fax:+86-0755-26503396

Job No.: Igwade #487	Polarization: Vertical
Standard: FCC Class B 3M Radiated	Power Source: AC 120V/60Hz
Test item: Radiation Test	Date: 2016-1-13
Temp.(C)/Hum.(%) 23 C / 48 %	Time:
EUT: Multimedia Speaker	Engineer Signature: LGWADE
Mode: TX 2480MHz	Distance: 3m
Model: e235	
Manufacturer: EDIFIER	

Note: Bluetooth



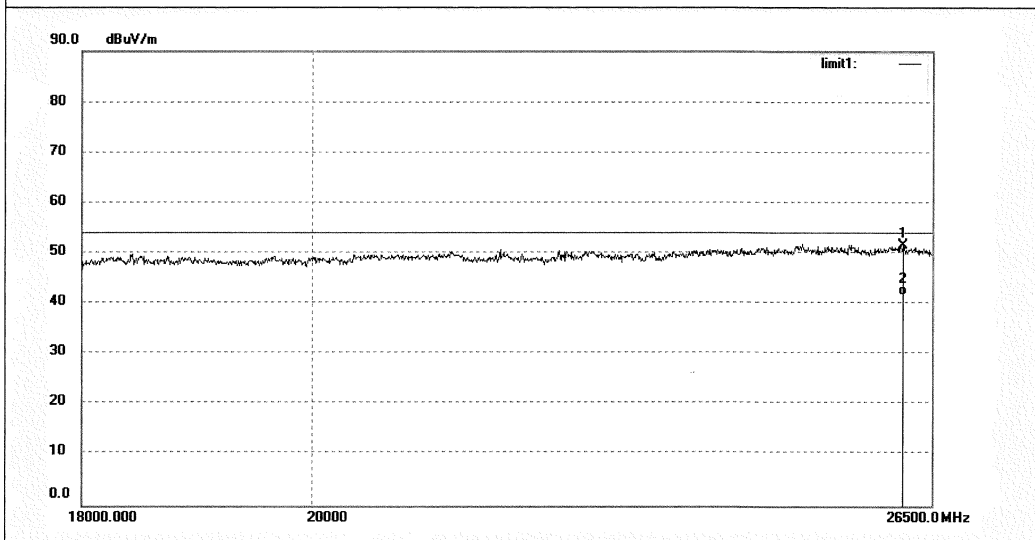
No.	Freq. (MHz)	Reading (dBuV/m)	Factor (dB)	Result (dBuV/m)	Limit (dBuV/m)	Margin (dB)	Detector	Height (cm)	Degree (deg.)	Remark
1	2480.000	96.56	-7.37	89.19	/	/	peak			
2	15804.663	10.56	40.04	50.60	74.00	-23.40	peak			
3	15804.663	-1.78	40.04	38.26	54.00	-15.74	AVG			


ACCURATE TECHNOLOGY CO., LTD.
 F1,Bldg,A,Changyuan New Material Port Keyuan Rd,
 Science & Industry Park,Nanshan Shenzhen,P.R.China

 Site: 2# Chamber
 Tel:+86-0755-26503290
 Fax:+86-0755-26503396

Job No.: Igwade #492	Polarization: Horizontal
Standard: FCC Class B 3M Radiated	Power Source: AC 120V/60Hz
Test item: Radiation Test	Date: 16/01/19/
Temp.(C)/Hum.(%) 23 C / 48 %	Time:
EUT: Multimedia Speaker	Engineer Signature: LGWADE
Mode: TX 2402MHz	Distance: 3m
Model: e235	
Manufacturer: EDIFIER	

Note: Bluetooth



No.	Freq. (MHz)	Reading (dBuV/m)	Factor (dB)	Result (dBuV/m)	Limit (dBuV/m)	Margin (dB)	Detector	Height (cm)	Degree (deg.)	Remark
1	26153.799	35.16	16.50	51.66	74.00	-22.34	peak			
2	26153.799	25.23	16.50	41.73	54.00	-12.27	AVG			


ACCURATE TECHNOLOGY CO., LTD.

 F1,Bldg,A,Changyuan New Material Port Keyuan Rd,
 Science & Industry Park,Nanshan Shenzhen,P.R.China

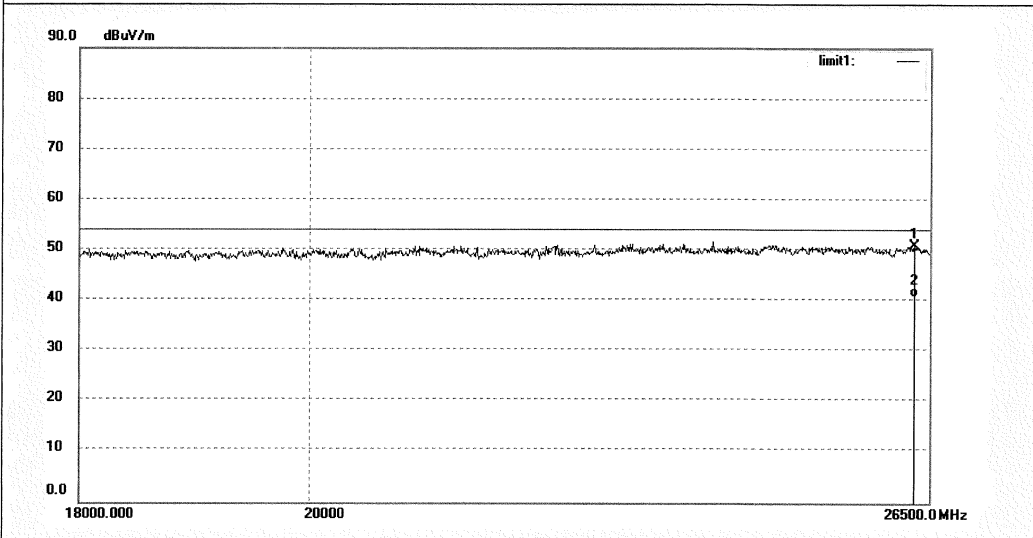
Site: 2# Chamber

Tel:+86-0755-26503290

Fax:+86-0755-26503396

Job No.: Igwade #493	Polarization: Vertical
Standard: FCC Class B 3M Radiated	Power Source: AC 120V/60Hz
Test item: Radiation Test	Date: 16/01/19/
Temp.(C)/Hum.(%) 23 C / 48 %	Time:
EUT: Multimedia Speaker	Engineer Signature: LGWADE
Mode: TX 2402MHz	Distance: 3m
Model: e235	
Manufacturer: EDIFIER	

Note: Bluetooth



No.	Freq. (MHz)	Reading (dBuV/m)	Factor (dB)	Result (dBuV/m)	Limit (dBuV/m)	Margin (dB)	Detector	Height (cm)	Degree (deg.)	Remark
1	26316.150	33.83	17.02	50.85	74.00	-23.15	peak			
2	26316.150	23.92	17.02	40.94	54.00	-13.06	AVG			


ACCURATE TECHNOLOGY CO., LTD.

 F1,Bldg,A,Changyuan New Material Port Keyuan Rd,
 Science & Industry Park,Nanshan Shenzhen,P.R.China

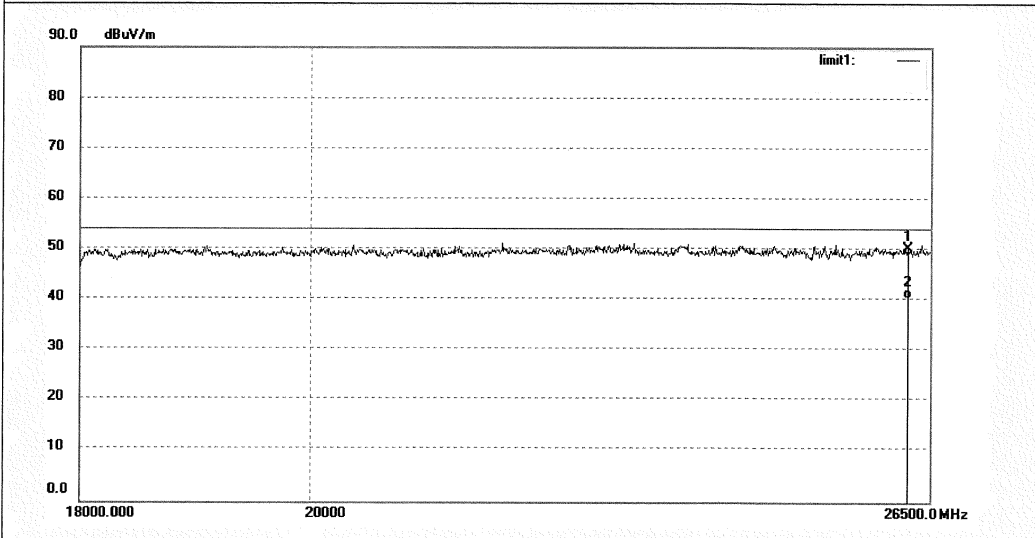
Site: 2# Chamber

Tel:+86-0755-26503290

Fax:+86-0755-26503396

Job No.: Igwade #495	Polarization: Horizontal
Standard: FCC Class B 3M Radiated	Power Source: AC 120V/60Hz
Test item: Radiation Test	Date: 16/01/19/
Temp.(C)/Hum.(%) 23 C / 48 %	Time:
EUT: Multimedia Speaker	Engineer Signature: LGWADE
Mode: TX 2441MHz	Distance: 3m
Model: e235	
Manufacturer: EDIFIER	

Note: Bluetooth



No.	Freq. (MHz)	Reading (dBuV/m)	Factor (dB)	Result (dBuV/m)	Limit (dBuV/m)	Margin (dB)	Detector	Height (cm)	Degree (deg.)	Remark
1	26234.849	33.70	16.50	50.20	74.00	-23.80	peak			
2	26234.849	23.81	16.50	40.31	54.00	-13.69	AVG			


ACCURATE TECHNOLOGY CO., LTD.

 F1,Bldg,A,Changyuan New Material Port Keyuan Rd,
 Science & Industry Park,Nanshan Shenzhen,P.R.China

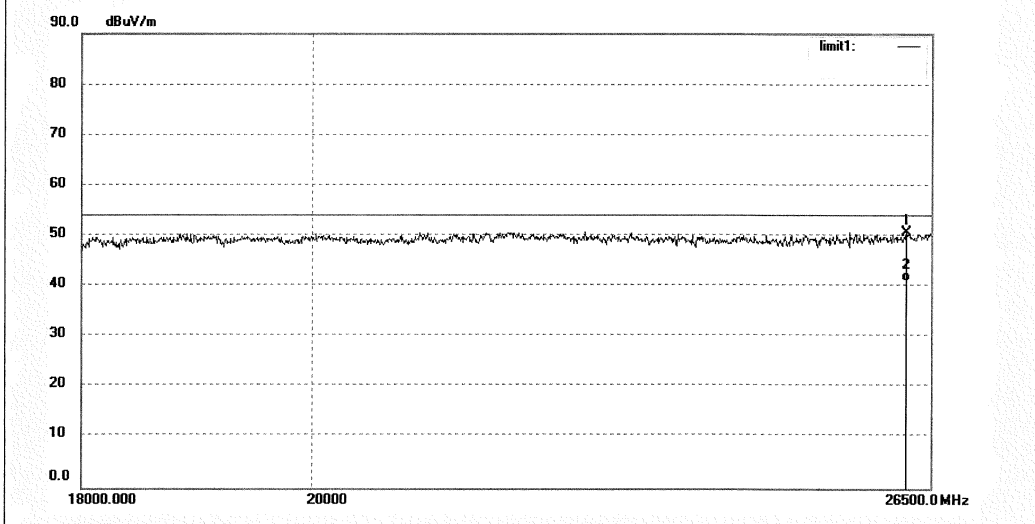
Site: 2# Chamber

Tel:+86-0755-26503290

Fax:+86-0755-26503396

Job No.: Igwade #494	Polarization: Vertical
Standard: FCC Class B 3M Radiated	Power Source: AC 120V/60Hz
Test item: Radiation Test	Date: 16/01/19/
Temp.(C)/Hum.(%) 23 C / 48 %	Time:
EUT: Multimedia Speaker	Engineer Signature: LGWADE
Mode: TX 2441MHz	Distance: 3m
Model: e235	
Manufacturer: EDIFIER	

Note: Bluetooth



No.	Freq. (MHz)	Reading (dBuV/m)	Factor (dB)	Result (dBuV/m)	Limit (dBuV/m)	Margin (dB)	Detector	Height (cm)	Degree (deg.)	Remark
1	26204.426	33.68	17.10	50.78	74.00	-23.22	peak			
2	26204.426	23.85	17.10	40.95	54.00	-13.05	AVG			


ACCURATE TECHNOLOGY CO., LTD.

 F1,Bldg,A,Changyuan New Material Port Keyuan Rd,
 Science & Industry Park,Nanshan Shenzhen,P.R.China

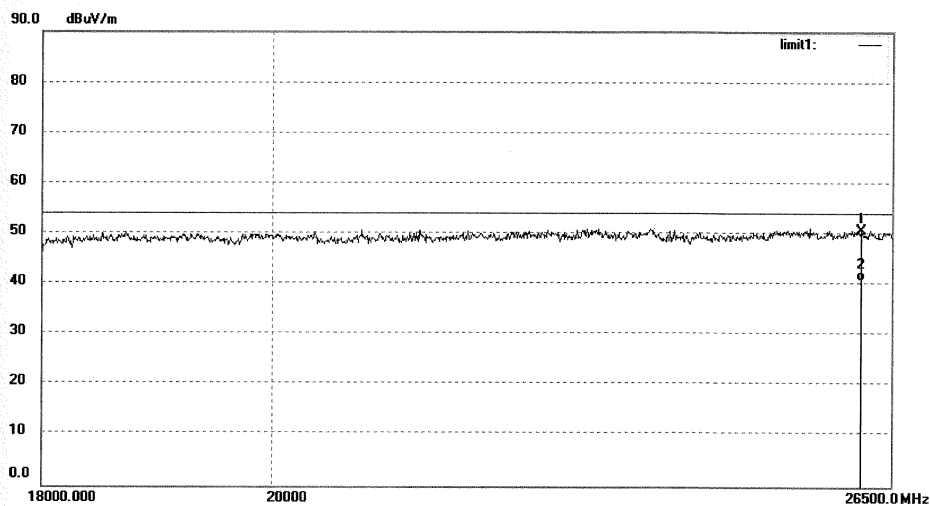
Site: 2# Chamber

Tel:+86-0755-26503290

Fax:+86-0755-26503396

Job No.: Igwade #496	Polarization: Horizontal
Standard: FCC Class B 3M Radiated	Power Source: AC 120V/60Hz
Test item: Radiation Test	Date: 16/01/19/
Temp.(C)/Hum.(%) 23 C / 48 %	Time:
EUT: Multimedia Speaker	Engineer Signature: LGWADE
Mode: TX 2480MHz	Distance: 3m
Model: e235	
Manufacturer: EDIFIER	

Note: Bluetooth



No.	Freq. (MHz)	Reading (dBuV/m)	Factor (dB)	Result (dBuV/m)	Limit (dBuV/m)	Margin (dB)	Detector	Height (cm)	Degree (deg.)	Remark
1	26143.685	34.19	16.50	50.69	74.00	-23.31	peak			
2	26143.685	24.23	16.50	40.73	54.00	-13.27	AVG			


ACCURATE TECHNOLOGY CO., LTD.

 F1,Bldg,A,Changyuan New Material Port Keyuan Rd,
 Science & Industry Park,Nanshan Shenzhen,P.R.China

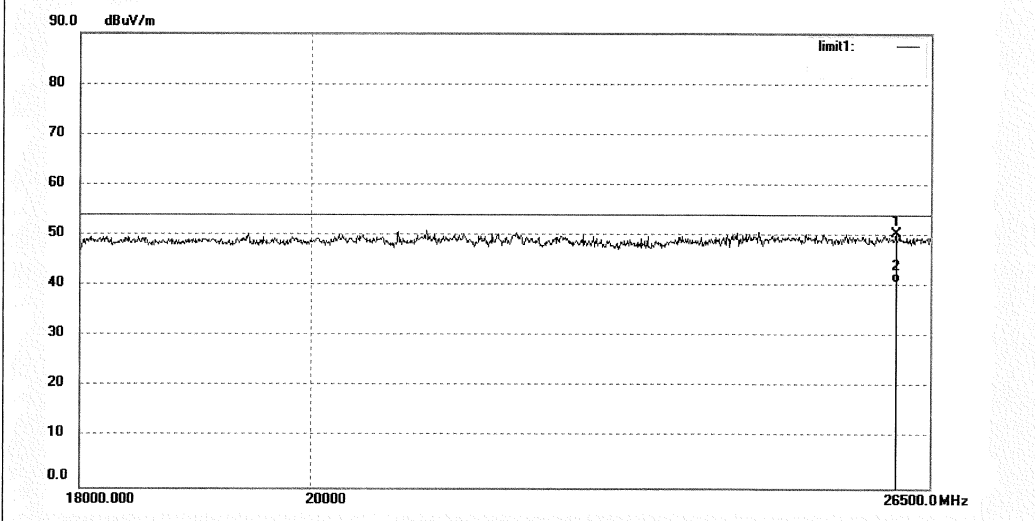
Site: 2# Chamber

Tel:+86-0755-26503290

Fax:+86-0755-26503396

Job No.: Igwade #497	Polarization: Vertical
Standard: FCC Class B 3M Radiated	Power Source: AC 120V/60Hz
Test item: Radiation Test	Date: 16/01/19/
Temp.(C)/Hum.(%) 23 C / 48 %	Time:
EUT: Multimedia Speaker	Engineer Signature: LGWADE
Mode: TX 2480MHz	Distance: 3m
Model: e235	
Manufacturer: EDIFIER	

Note: Bluetooth



No.	Freq. (MHz)	Reading (dBuV/m)	Factor (dB)	Result (dBuV/m)	Limit (dBuV/m)	Margin (dB)	Detector	Height (cm)	Degree (deg.)	Remark
1	26093.176	33.25	17.17	50.42	74.00	-23.58	peak			
2	26093.176	23.56	17.17	40.73	54.00	-13.27	AVG			

Prüfbericht - Nr.: 17058162 001
Test Report No.
Seite 57 von 197
Page 57 of 197

Test Plot of Band Edge of Bluetooth 3.0


ACCURATE TECHNOLOGY CO., LTD.

 F1,Bldg,A,Changyuan New Material Port Keyuan Rd,
 Science & Industry Park,Nanshan Shenzhen,P.R.China

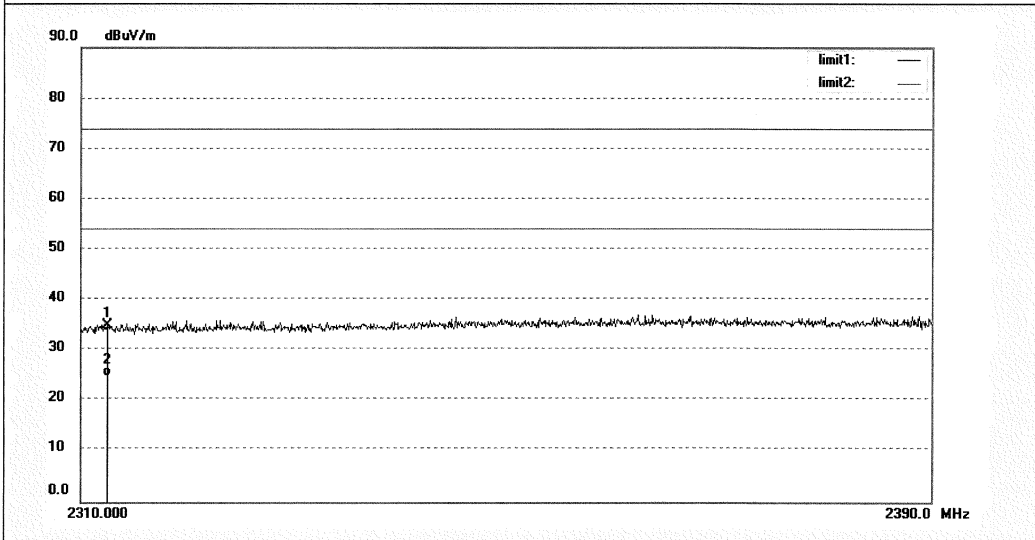
Site: 2# Chamber

Tel:+86-0755-26503290

Fax:+86-0755-26503396

Job No.: Igwade #489	Polarization: Horizontal
Standard: FCC (Band Edge)	Power Source: AC 120V/60Hz
Test item: Radiation Test	Date: 2016-1-13
Temp.(C)/Hum.(%) 23 C / 48 %	Time:
EUT: Multimedia Speaker	Engineer Signature: LGWADE
Mode: TX 2402MHz	Distance: 3m
Model: e235	
Manufacturer: EDIFIER	

Note: Bluetooth



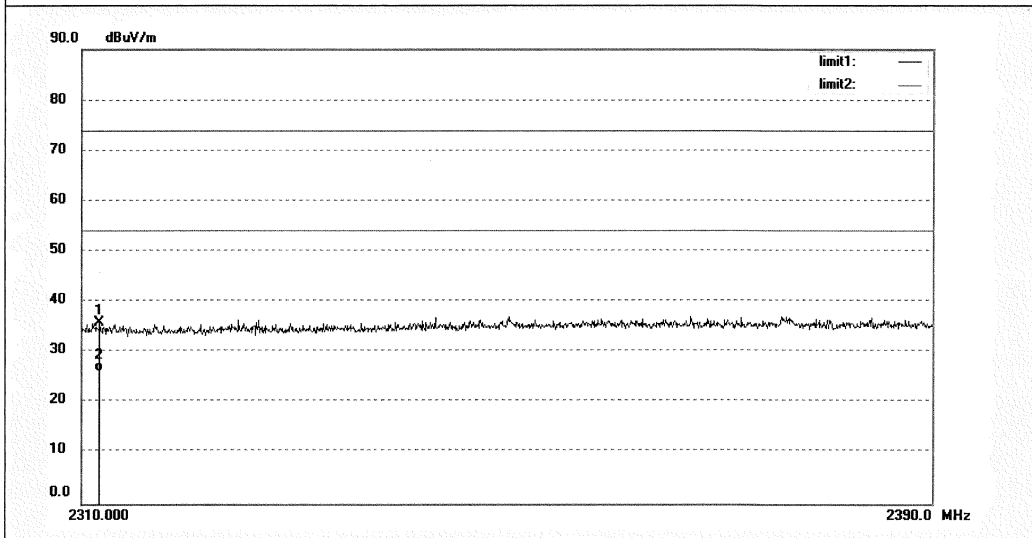
No.	Freq. (MHz)	Reading (dBuV/m)	Factor (dB)	Result (dBuV/m)	Limit (dBuV/m)	Margin (dB)	Detector	Height (cm)	Degree (deg.)	Remark
1	2312.480	42.80	-7.82	34.98	74.00	-39.02	peak			
2	2312.480	32.78	-7.82	24.96	54.00	-29.04	AVG			


ACCURATE TECHNOLOGY CO., LTD.
 F1,Bldg,A,Changyuan New Material Port Keyuan Rd,
 Science & Industry Park,Nanshan Shenzhen,P.R.China

 Site: 2# Chamber
 Tel:+86-0755-26503290
 Fax:+86-0755-26503396

Job No.: Igwade #488	Polarization: Vertical
Standard: FCC (Band Edge)	Power Source: AC 120V/60Hz
Test item: Radiation Test	Date: 2016-1-13
Temp.(C)/Hum.(%) 23 C / 48 %	Time:
EUT: Multimedia Speaker	Engineer Signature: LGWADE
Mode: TX 2402MHz	Distance: 3m
Model: e235	
Manufacturer: EDIFIER	

Note: Bluetooth



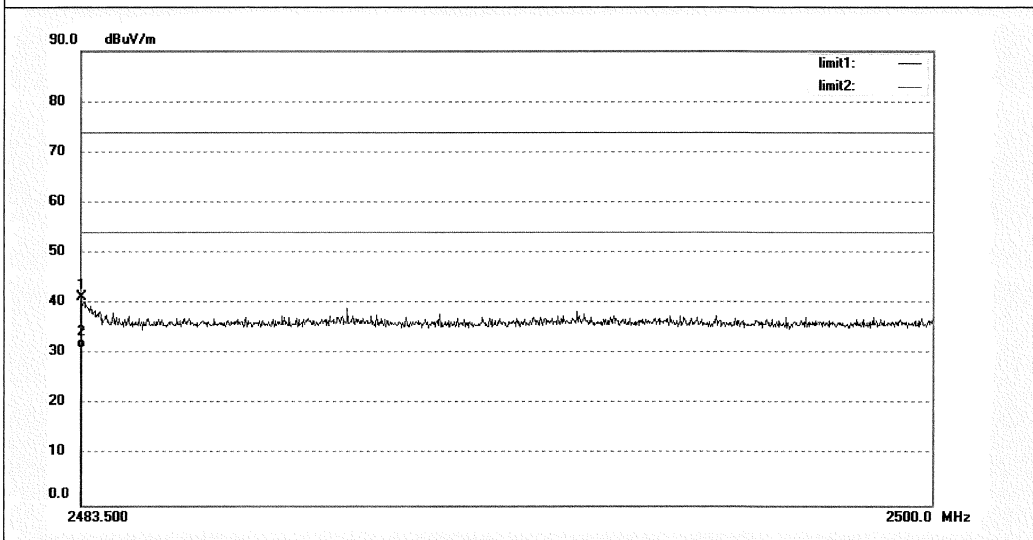
No.	Freq. (MHz)	Reading (dBuV/m)	Factor (dB)	Result (dBuV/m)	Limit (dBuV/m)	Margin (dB)	Detector	Height (cm)	Degree (deg.)	Remark
1	2311.680	43.81	-7.82	35.99	74.00	-38.01	peak			
2	2311.680	33.94	-7.82	26.12	54.00	-27.88	AVG			


ACCURATE TECHNOLOGY CO., LTD.
 F1,Bldg,A,Changyuan New Material Port Keyuan Rd,
 Science & Industry Park,Nanshan Shenzhen,P.R.China

 Site: 2# Chamber
 Tel:+86-0755-26503290
 Fax:+86-0755-26503396

Job No.: Igwade #490	Polarization: Horizontal
Standard: FCC (Band Edge)	Power Source: AC 120V/60Hz
Test item: Radiation Test	Date: 2016/01/14
Temp.(C)/Hum.(%) 23 C / 48 %	Time:
EUT: Multimedia Speaker	Engineer Signature: LGWADE
Mode: TX 2480MHz	Distance: 3m
Model: e235	
Manufacturer: EDIFIER	

Note: Bluetooth



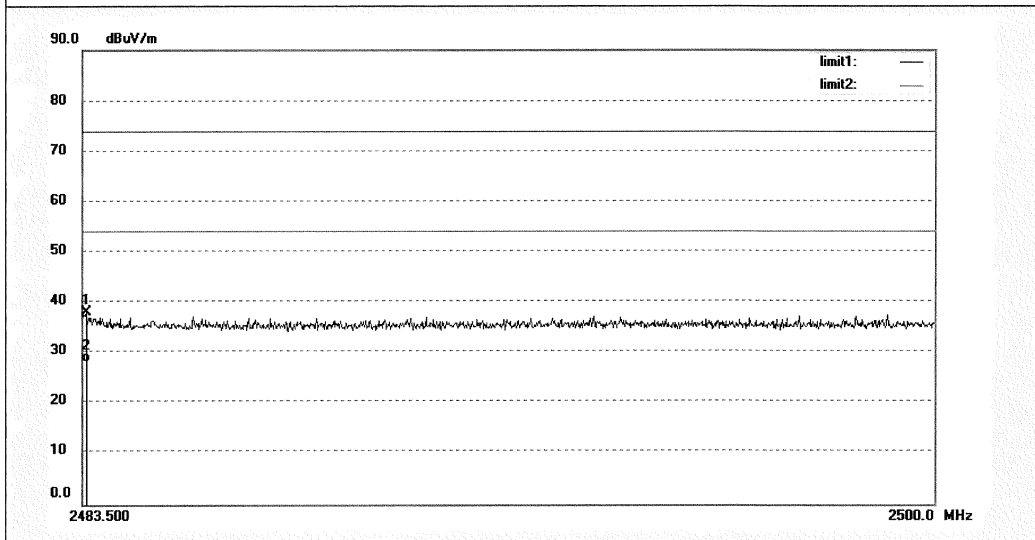
No.	Freq. (MHz)	Reading (dBuV/m)	Factor (dB)	Result (dBuV/m)	Limit (dBuV/m)	Margin (dB)	Detector	Height (cm)	Degree (deg.)	Remark
1	2483.500	48.75	-7.37	41.38	74.00	-32.62	peak			
2	2483.500	38.56	-7.37	31.19	54.00	-22.81	AVG			


ACCURATE TECHNOLOGY CO., LTD.
 F1,Bldg,A,Changyuan New Material Port Keyuan Rd,
 Science & Industry Park,Nanshan Shenzhen,P.R.China

 Site: 2# Chamber
 Tel:+86-0755-26503290
 Fax:+86-0755-26503396

Job No.: Igwade #491	Polarization: Vertical
Standard: FCC (Band Edge)	Power Source: AC 120V/60Hz
Test item: Radiation Test	Date: 2016/01/14
Temp.(C)/Hum.(%) 23 C / 48 %	Time:
EUT: Multimedia Speaker	Engineer Signature: LGWADE
Mode: TX 2480MHz	Distance: 3m
Model: e235	
Manufacturer: EDIFIER	

Note: Bluetooth



No.	Freq. (MHz)	Reading (dBuV/m)	Factor (dB)	Result (dBuV/m)	Limit (dBuV/m)	Margin (dB)	Detector	Height (cm)	Degree (deg.)	Remark
1	2483.566	45.41	-7.37	38.04	74.00	-35.96	peak			
2	2483.566	35.58	-7.37	28.21	54.00	-25.79	AVG			

Prüfbericht - Nr.: 17058162 001
Test Report No.
Seite 61 von 197
Page 61 of 197

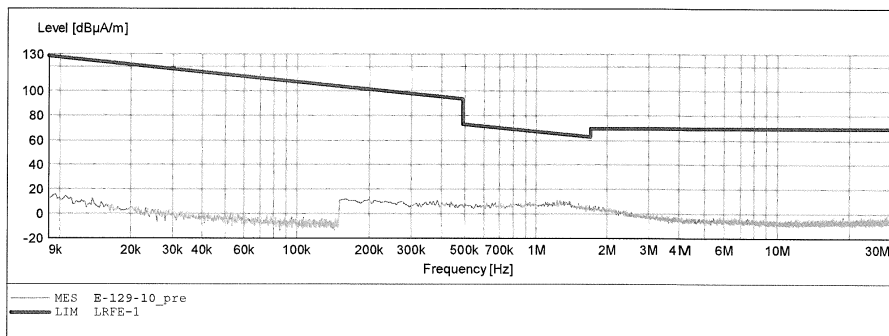
Test Plot of Spurious Emission of Bluetooth Low Energy mode

ACCURATE TECHNOLOGY CO.,LTD
FCC Class B 3M Radiated

EUT: Multimedia Speaker M/N:e235
 Manufacturer: EDIFIER
 Operating Condition: TX 2402MHz
 Test Site: 2# Chamber
 Operator: LGWADE
 Test Specification: AC 120V/60Hz
 Comment: X
 Start of Test: 2016-1-29 /

SCAN TABLE: "LFRE Fin"

Short Description:			_SUB STD VTERM2 1.70			
Start	Stop	Step	Detector	Meas. Time	IF Bandw.	Transducer
9.0 kHz	150.0 kHz	100.0 Hz	QuasiPeak	1.0 s	200 Hz	1516M
150.0 kHz	30.0 MHz	5.0 kHz	QuasiPeak	1.0 s	9 kHz	1516M

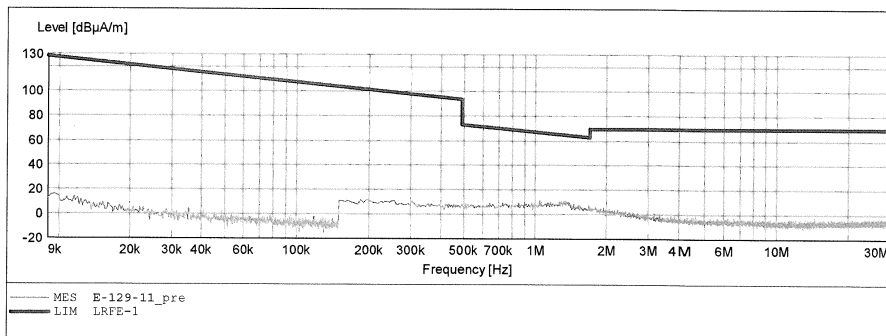


ACCURATE TECHNOLOGY CO.,LTD
FCC Class B 3M Radiated

EUT: Multimedia Speaker M/N:e235
 Manufacturer: EDIFIER
 Operating Condition: TX 2402MHz
 Test Site: 2# Chamber
 Operator: LGWADE
 Test Specification: AC 120V/60Hz
 Comment: Y
 Start of Test: 2016-1-29 /

SCAN TABLE: "LFRE Fin"

Short Description:			_SUB_STD VTERM2 1.70			
Start	Stop	Step	Detector	Meas. Time	IF Bandw.	Transducer
9.0 kHz	150.0 kHz	100.0 Hz	QuasiPeak	1.0 s	200 Hz	1516M
150.0 kHz	30.0 MHz	5.0 kHz	QuasiPeak	1.0 s	9 kHz	1516M



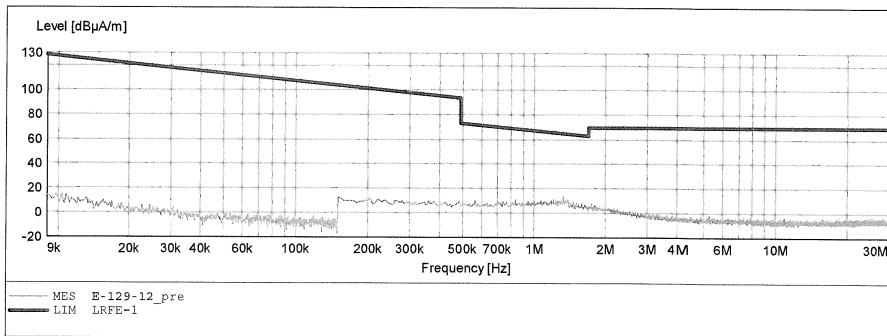
ACCURATE TECHNOLOGY CO., LTD

FCC Class B 3M Radiated

EUT: Multimedia Speaker M/N:e235
 Manufacturer: EDIFIER
 Operating Condition: TX 2402MHz
 Test Site: 2# Chamber
 Operator: LGWADE
 Test Specification: AC 120V/60Hz
 Comment: Z
 Start of Test: 2016-1-29 /

SCAN TABLE: "LFRE Fin"

Short Description:		_SUB_STD VTERM2 1.70				
Start	Stop	Step	Detector	Meas. Time	IF Bandw.	Transducer
9.0 kHz	150.0 kHz	100.0 Hz	QuasiPeak	1.0 s	200 Hz	1516M
150.0 kHz	30.0 MHz	5.0 kHz	QuasiPeak	1.0 s	9 kHz	1516M



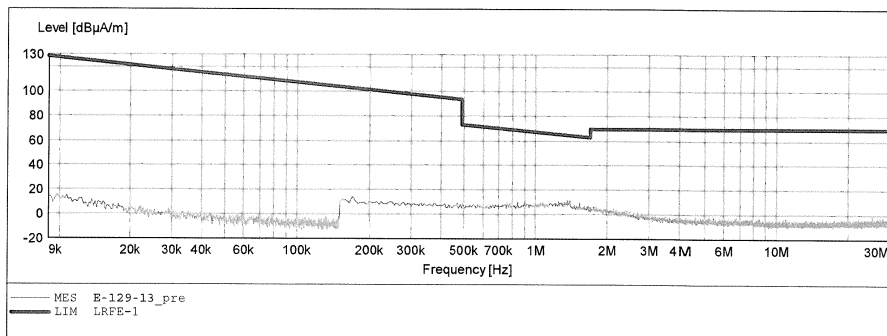
ACCURATE TECHNOLOGY CO., LTD

FCC Class B 3M Radiated

EUT: Multimedia Speaker M/N:e235
 Manufacturer: EDIFIER
 Operating Condition: TX 2440MHz
 Test Site: 2# Chamber
 Operator: LGWADE
 Test Specification: AC 120V/60Hz
 Comment: X
 Start of Test: 2016-1-29 /

SCAN TABLE: "LFRE Fin"

Short Description:		_SUB_STD VTERM2 1.70				
Start	Stop	Step	Detector	Meas. Time	IF Bandw.	Transducer
9.0 kHz	150.0 kHz	100.0 Hz	QuasiPeak	1.0 s	200 Hz	1516M
150.0 kHz	30.0 MHz	5.0 kHz	QuasiPeak	1.0 s	9 kHz	1516M



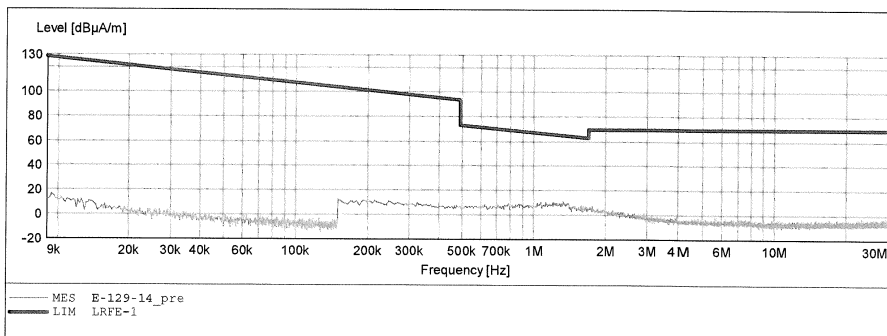
ACCURATE TECHNOLOGY CO., LTD

FCC Class B 3M Radiated

EUT: Multimedia Speaker M/N:e235
 Manufacturer: EDIFIER
 Operating Condition: TX 2440MHz
 Test Site: 2# Chamber
 Operator: LGWADE
 Test Specification: AC 120V/60Hz
 Comment: Y
 Start of Test: 2016-1-29 /

SCAN TABLE: "LFRE Fin"

Short Description:		_SUB_STD VTERM2 1.70				
Start	Stop	Step	Detector	Meas. Time	IF Bandw.	Transducer
9.0 kHz	150.0 kHz	100.0 Hz	QuasiPeak	1.0 s	200 Hz	1516M
150.0 kHz	30.0 MHz	5.0 kHz	QuasiPeak	1.0 s	9 kHz	1516M



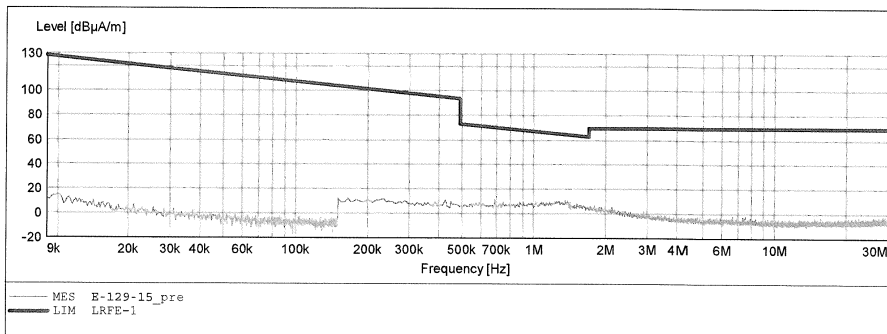
ACCURATE TECHNOLOGY CO., LTD

FCC Class B 3M Radiated

EUT: Multimedia Speaker M/N:e235
 Manufacturer: EDIFIER
 Operating Condition: TX 2440MHz
 Test Site: 2# Chamber
 Operator: LGWADE
 Test Specification: AC 120V/60Hz
 Comment: Z
 Start of Test: 2016-1-29 /

SCAN TABLE: "LFRE Fin"

Start	Stop	Step	Detector	Meas. Time	IF Bandw.	Transducer
9.0 kHz	150.0 kHz	100.0 Hz	QuasiPeak	1.0 s	200 Hz	1516M
150.0 kHz	30.0 MHz	5.0 kHz	QuasiPeak	1.0 s	9 kHz	1516M



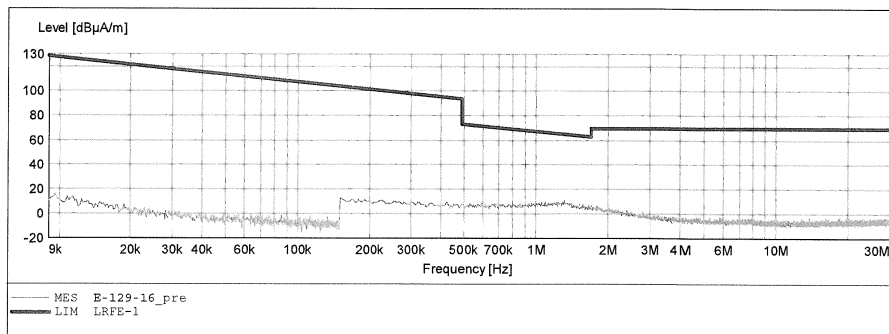
ACCURATE TECHNOLOGY CO., LTD

FCC Class B 3M Radiated

EUT: Multimedia Speaker M/N:e235
 Manufacturer: EDIFIER
 Operating Condition: TX 2480MHz
 Test Site: 2# Chamber
 Operator: LGWADE
 Test Specification: AC 120V/60Hz
 Comment: X
 Start of Test: 2016-1-29 /

SCAN TABLE: "LFRE Fin"

Short Description:		_SUB STD VTERM2 1.70				
Start	Stop	Step	Detector	Meas. Time	IF Bandw.	Transducer
9.0 kHz	150.0 kHz	100.0 Hz	QuasiPeak	1.0 s	200 Hz	1516M
150.0 kHz	30.0 MHz	5.0 kHz	QuasiPeak	1.0 s	9 kHz	1516M



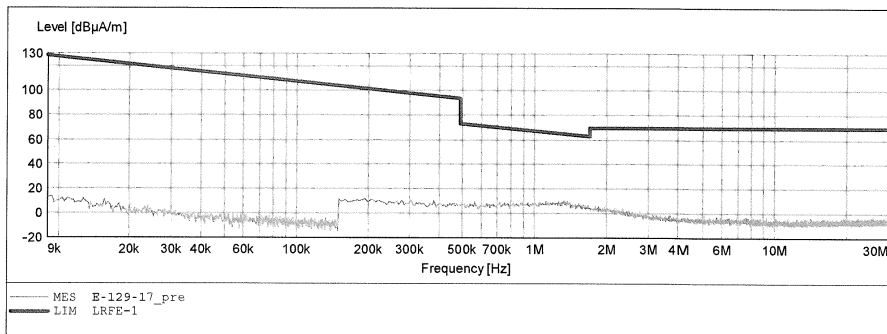
ACCURATE TECHNOLOGY CO., LTD

FCC Class B 3M Radiated

EUT: Multimedia Speaker M/N:e235
 Manufacturer: EDIFIER
 Operating Condition: TX 2480MHz
 Test Site: 2# Chamber
 Operator: LGWADE
 Test Specification: AC 120V/60Hz
 Comment: Y
 Start of Test: 2016-1-29 /

SCAN TABLE: "LFRE Fin"

Short Description:		_SUB STD VTERM2 1.70				
Start	Stop	Step	Detector	Meas. Time	IF Bandw.	Transducer
9.0 kHz	150.0 kHz	100.0 Hz	QuasiPeak	1.0 s	200 Hz	1516M
150.0 kHz	30.0 MHz	5.0 kHz	QuasiPeak	1.0 s	9 kHz	1516M

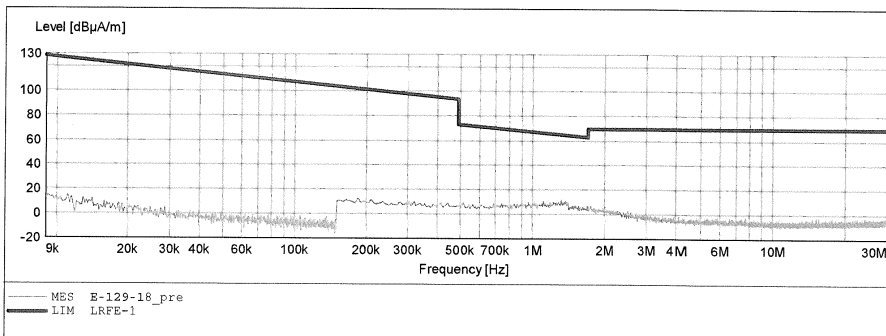


ACCURATE TECHNOLOGY CO., LTD
FCC Class B 3M Radiated

EUT: Multimedia Speaker M/N:e235
 Manufacturer: EDIFIER
 Operating Condition: TX 2480MHz
 Test Site: 2# Chamber
 Operator: LGWADE
 Test Specification: AC 120V/60Hz
 Comment: Z
 Start of Test: 2016-1-29 /

SCAN TABLE: "LFRE Fin"

Short Description:		_SUB_STD_VTERM2 1.70				
Start	Stop	Step	Detector	Meas. Time	IF Bandw.	Transducer
9.0 kHz	150.0 kHz	100.0 Hz	QuasiPeak	1.0 s	200 Hz	1516M
150.0 kHz	30.0 MHz	5.0 kHz	QuasiPeak	1.0 s	9 kHz	1516M

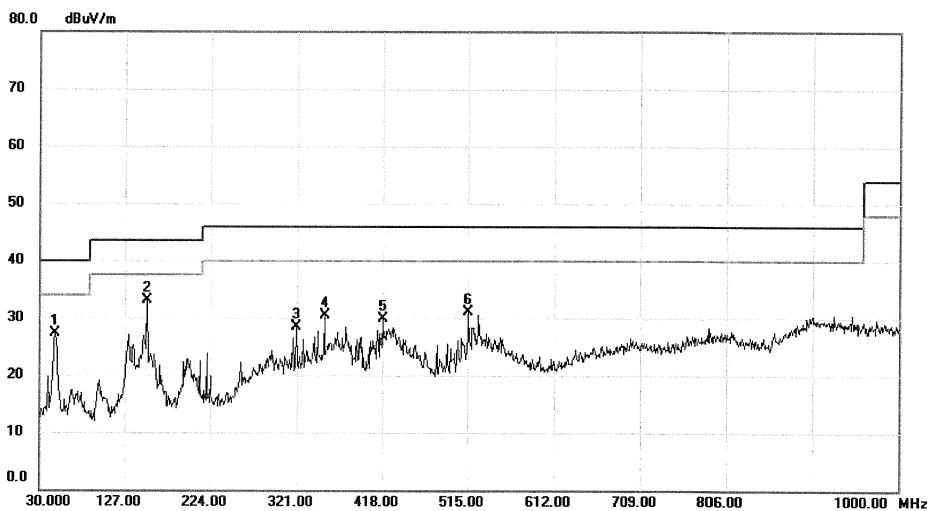



 No.3.JinShaGang 1st Road, ShiXia, DaLang Town, DongGuan, China.
 Tel: (0769)-8318-3000 Fax: (0769)-8319-6000 Post Code: 523792
www.newbtl.com

Site: DG-CB03	Polarization: Horizontal	Temperature: 22 (C)
Limit: FCC Class B 3m Radiation	Power: AC 120V/60Hz	Humidity: 56 %
EUT:	Distance: 3m	
M/N: E235	Mode: TX_1M_2402	
Note:		

Radiated Emission Measurement

File :FCCP_BELOW1G_1 Data :#2 Date: 2016-1-25 Time: 13:11:43



No.	Mk.	Freq. MHz	Reading Level dBuV	Correct Factor dB	Measure- ment dBuV/m	Limit dBuV/m	Margin dB	Detector	Comment
1		47.4600	40.90	-13.62	27.28	40.00	-12.72	peak	
2	*	152.2200	45.91	-12.88	33.03	43.50	-10.47	peak	
3		320.0300	39.38	-10.84	28.54	46.00	-17.46	peak	
4		352.0400	41.74	-11.26	30.48	46.00	-15.52	peak	
5		418.0000	38.83	-8.87	29.96	46.00	-16.04	peak	
6		515.9700	39.55	-8.45	31.10	46.00	-14.90	peak	

*:Maximum data x:Over limit !:over margin

<Reference Only