

EDIFIER®

HECATE G1500

GAMING SPEAKERS

Manual

■Product Description and Accessories

ⓘ

Mode switch

USB audio streaming/AUX/
Bluetooth

Power on/off

Disconnect Bluetooth

• Press

■ Press and hold

•• Double press

+

Volume up

Volume up gradually

• Press

■ Press and hold

—

Volume down

Volume down gradually

• Press

■ Press and hold

G

Sound mode switch
(Music/Game/Movie)

Light on/off

*Retain memory without
power cut off

RGB light on/off

• Press

■ Press and hold

•• Double press

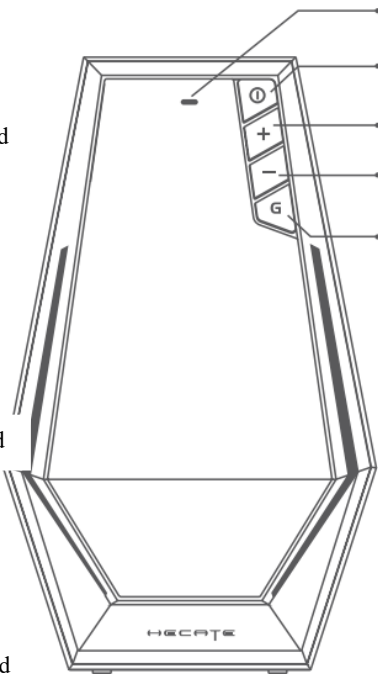
Indicator

Power on/off button

Volume up button

Volume down button

"G" game button



AUX

USB

Bluetooth mode Blue LED steady lit
(*Bluetooth unconnected: blue LED blinks once in 2s)

AUX mode	Green LED steady lit
USB mode	Red LED steady lit
Volume control	The corresponding indicator blinks once if volume changes



Brand booklet



Brand card



Brand sticker

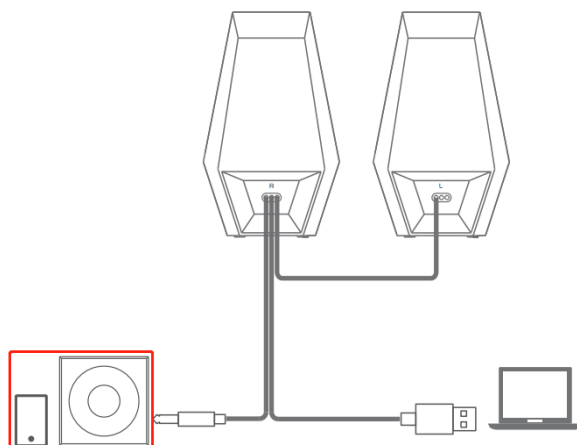


User manual

Note: Images are for illustrative purposes only and may differ from the actual product.

■ Operating Instructions

● Connection



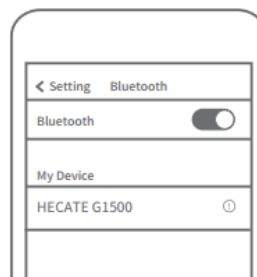
● Pairing

- Turn the speakers on and press the "①" button to switch to Bluetooth mode, blue LED will blink.

- Select "HECATE G1500" in your device setting to connect.



Turn the speakers on and press the "G" button to switch to Bluetooth mode



■ Specifications

Power output: R/L: 2.5W + 2.5W

Frequency response: R/L: 93Hz-20KHz

Driver unit: 2.5 inch full-range unit

Bluetooth version: V5.3

Declaration for EU

Frequency Band: 2.402GHz ~ 2.480GHz

RF Power output: ≤10 dBm (EIRP)

There is no restriction of use.

USB PC/Laptop/PS4/PS4 Pro

Turn the speakers on and press

Turn the speakers on and press

Turn the speakers on and press