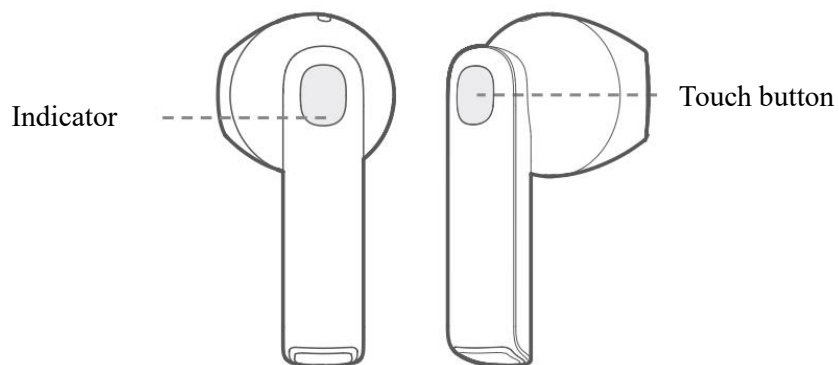




W200BT mini
True Wireless Earbuds Headphones

**For user safety and compliances, also for the optimum performance,
please carefully read safety instructions and use the product in accordance with them.**

■ Product description and accessories



Charging case



Charging cable

Note: Images are for illustrative purposes only and may differ from the actual product.

■ Operating instructions



● Charge the earbuds

- You may hear a warning tone with white LED flashing when the earbuds are at low battery level, please place them in the case for charging.

● Charge the case

- Please connect the case to power source with the included charging cable for charging.
- Power indicator steady lit = charging
Power indicator off = fully charged

Input: 5V $\overline{=}$ 200mA(earbuds)

5V $\overline{=}$ 1A(charging case)

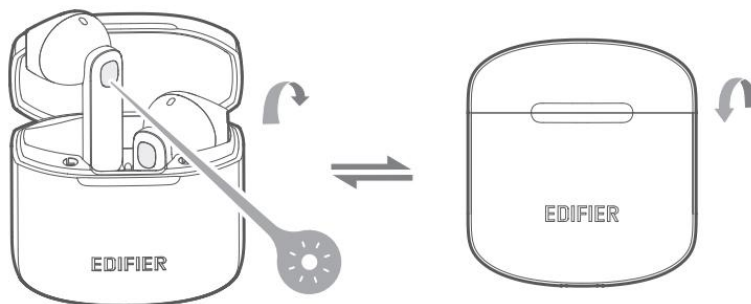
- Red indicator

Warning:

- The rechargeable batteries that provide power for this product must be disposed properly for recycling. Do not dispose of batteries in fire to prevent an explosion.
- The power source used must be approved by relative departments and in accordance with electronic specifications of devices as well as local regulatory requirements (e.g. UL, CSA, VDE, CCC), otherwise there may be dangers of fire, explosion, etc.

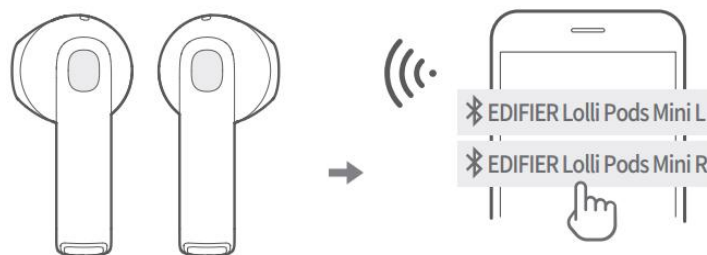
- **Power on when taken out of the case.**

- **Power off when placed in the case.**



Green LED lit for around 1s.

- **Pairing**



1. Taken out of the case.
2. Press and hold the touch panel on either earbud for around 3s. White and green LED will blink rapidly.
3. Select "EDIFIER W200BT mini L" or "EDIFIER W200BT mini R" in your device setting to connect.

Note for Pairing (1st)

1. Taken out of the case. White and green LED will blink rapidly.
2. Select "EDIFIER W200BT mini L" or "EDIFIER W200BT mini R" in your device setting to connect.

Note for re-connection

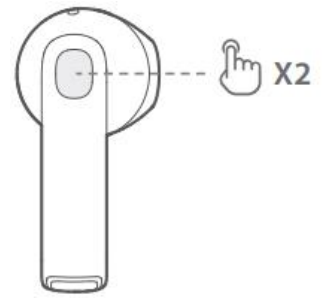
When powered on again, the earbuds will auto-connect to the mobile phone connected last time.

If failed or Bluetooth is disconnected, the earbuds will auto-enter Bluetooth pairing.

- **Left & Right connection**

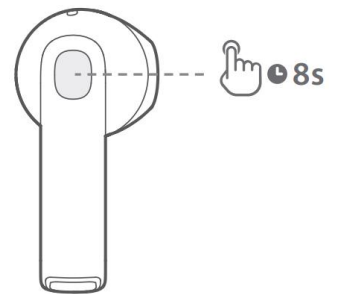
The left and right earbuds have finished TWS pairing before leaving factory. If the wireless connection fails to resume, please follow the steps below to re-pair:

1. Taken out of the case.
2. Quickly double tap the touch panel on both earbuds.
3. Green LED will blink rapidly for Left & Right connection.

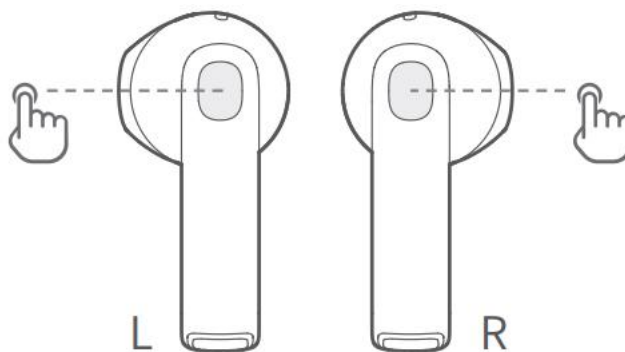


- **Reset**





1. Taken out of the case.
2. Press and hold the touch panel on both earbuds for around 8s.






- **Controls**



Music mode (Bluetooth already connected, and you are not in a conversation)

-  Pause/play: double click either earbud
-  Previous track: triple click the left earbud
-  Next track: triple click the right earbud
-  Voice assistant: press and hold either earbud for 3s

Call mode (Bluetooth already connected, and there is an incoming call or you are in a conversation)

-  Accept a call: double click either earbud
-  End a call: double click either earbud
-  Decline a call: press and hold either earbud for 3s

■ FAQs

When charging the case, the indicator is off.

- Please ensure the case is correctly connected with power source.

No sound

- Check if the earbuds are operating.
- Check if the earbuds volume are at an appropriate level.
- Check if the earbuds are correctly connected with mobile phone.
- Check if the earbuds are operating within a normal working range.

The call quality of the earbuds are not good.

- Check if mobile phone is in an area with strong signal.
- Please ensure the earbuds are within effective distance (10m) and no obstacle between the earbuds and mobile phone.

When playing music, cannot control pause/play/previous track/next track via the earbuds.

- Please ensure the paired device support AVRCP (Audio/Video Remote Control Profile) profile.

■ Maintenance

- If it is not used for long periods of time, please charge the product with lithium battery every three months.
- Keep the product away from humid places to avoid affecting internal circuit. Do not use the product during intense exercise or with much sweat to prevent sweat from dropping into the product to make damage.
- Do not put the product in places exposed to sun or with high temperature. High temperature will shorten service life of electronic components, damage battery and make plastic components deformed.
- Do not put the product in cold places to avoid damaging internal circuit board.
- Do not dismantle the product. Non-professional personnel may damage the product.
- Do not drop, strongly vibrate, strike the product with hard object to avoid damaging internal circuit.
- Do not use drastic chemicals or cleaner to clean the product.
- Do not use sharp objects to scratch product surface to avoid damaging shell and affecting facade.

FCC statement:

This device complies with Part 15 of the FCC Rules. Operation is subject to the following two conditions:

(1) this device may not cause harmful interference, and (2) this device must accept any interference received, including interference that may cause undesired operation.

IC statement: CAN ICES-3(B)/NMB-3(B).

FCC ID: Z9G-EDF156

IC: 10004A-EDF156

Declaration for EU

Frequency Band: 2.402GHz ~ 2.480GHz

RF Power Output: ≤ 20 dBm (EIRP)

There is no restriction of use.

Model: EDF200061

Edifier International Limited
P.O. Box 6264
General Post Office
Hong Kong

www.edifier.com

©2021 Edifier International Limited. All rights reserved.

Printed in China

NOTICE:

For the need of technical improvement and system upgrade, information contained herein may be subject to change from time to time without prior notice.

Products of EDIFIER will be customized for different applications. Pictures and illustrations shown on this manual may be slightly different from actual product. If any difference is found, the actual product prevails.

EDIFIER®

FCC Regulatory Compliance

Warning: changes or modifications not expressly approved by the party responsible for compliance could void the user's authority to operate the equipment.

Note: This equipment has been tested and found to comply with the limits for a Class B digital device, pursuant to Part 15 of the FCC Rules. These limits are designed to provide reasonable protection against harmful interference in a residential installation. This equipment generates, uses and can radiate radio frequency energy and, if not installed and used in accordance with the instructions, may cause harmful interference to radio communications. However, there is no guarantee that interference will not occur in a particular installation.

If this equipment does cause harmful interference to radio or television reception, which can be determined by turning the equipment off and on, the user is encouraged to try to correct the interference by one or more of the following measures:

- Reorient or relocate the receiving antenna.
- Increase the separation between the equipment and receiver.
- Connect the equipment into an outlet on a circuit different from that to which the receiver is connected.
- Consult the dealer or an experienced radio/TV technician for help.

RF Exposure Compliance

This equipment complies with FCC radiation exposure limits set forth for an uncontrolled environment.

ISED Regulatory compliance

This device contains licence-exempt transmitters that comply with Innovation, Science and Economic Development Canada's licence-exempt RSS(s).

Operation is subject to the following two conditions:

This device may not cause interference.

This device must accept any interference, including interference that may cause undesired operation of the device.

L'émetteur exempt de licence contenu dans le présent appareil est conforme aux CNR d'Innovation, Sciences et Développement économique Canada applicables aux appareils radio exempts de licence. L'exploitation est autorisée aux deux conditions suivantes :

L'appareil ne doit pas produire de brouillage;

L'appareil doit accepter tout brouillage radioélectrique subi, même si le brouillage est susceptible d'en compromettre le fonctionnement.

This equipment complies with IC RSS-102 radiation exposure limits set forth for an uncontrolled environment.

Cet équipement est conforme aux limites d'exposition aux radiations IC CNR-102 établies pour un environnement non contrôlé.

IB-200-000000-14

名称:	说明书FCC ISED认证说明-便携式音箱及耳机	东莞市漫步者科技有限公司
材质:	80g书纸	版面设计:
尺寸:	125×120 (MM)	校对:
版本号及料号:	V1.2/IB-200-000000-14	批准: