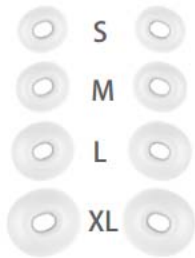
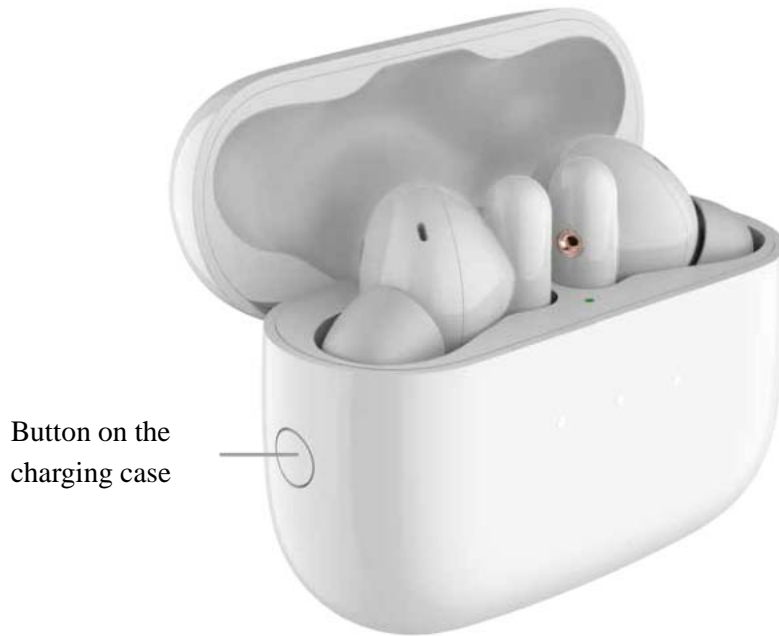





TWS NB5
True Wireless Earbuds with Active Noise Cancellation

Download EDIFIER CONNECT APP from the APP store/Google Play Store

■ Product description and accessories



Ear tips



Charging cable



User manual

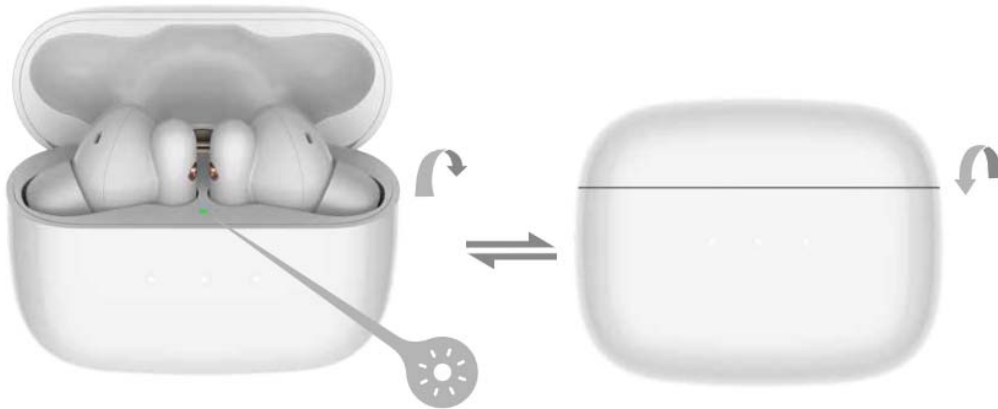
Note:

- There are different size of ear tips attached in the package, please select the suitable ones to wear.
- Images are for illustrative purposes only and may differ from the actual product.

■ **Power on/off**

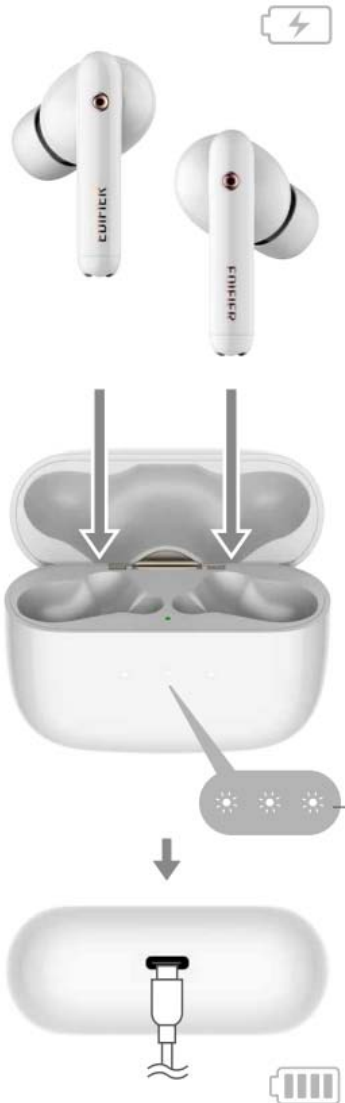
- **The earbuds will power on when the case is opened.**

- **The earbuds will power off when the case is closed.**



The green light is lit for 1 second

■ Charge



● Charge the earbuds

- Place the earbuds in the case and close the case for charging.

● Charge the charging case

- Connect the case to power source with the included charging cable for charging.
- Charging: the three battery level indicators will be lit one by one;
- Fully charged: the battery level indicators will be steady lit for 10 seconds and then turn off.

- Battery level indicator

Input: 5V \equiv 100mA (earbuds)

5V \equiv 1A (charging case)


● Battery level indicators on the charging case

- Open the case to show the case's battery level;
 - if three indicators are steady lit: high battery level
 - if two indicators are lit: medium battery level
 - if one indicator is lit: low battery level
 - if only one indicator is lit and flashes rapidly: excessively low battery level, please charge the case in time.

Warning: The rechargeable batteries that provide power for this product must be disposed properly for recycling. Do not dispose of batteries in fire to prevent an explosion.

■ User guide

● Bluetooth connection



- Place the earbuds in the case, press and hold the button on the case for around 3 seconds to enter Bluetooth pairing, and the white and green lights will flash rapidly.
- Set mobile phone to search for and connect to "EDIFIER TWS NB5", after pairing is successful, the green light will flash slowly.

● Interconnection of the left and right earbuds/clear pairing records

- Place the earbuds in the case, and double click the button on the case to clear pairing records and enter the TWS pairing of the left and right earbuds (the white light flashing rapidly). When successful, the earbuds will automatically enter Bluetooth pairing state, and the white and green lights will flash rapidly.

■ User guide

● Functional operation



Accept/end a call: double click the left or right earbud



Noise cancellation mode switch: double click the left earbud



Sound effect mode switch: triple click the left earbud



Pause/play: double click the right earbud



Next track: triple click the right earbud

Note:

- Noise cancellation mode switch: noise reduction mode(effective when both earbuds are used), ambient sound mode, and normal mode.
- Sound effect mode switch: spatial audio mode, game mode, and standard mode.

■ User guide

● **Wearing** detection function

- The earbuds are removed when playing music: pause music, disable noise reduction;
- The earbuds are inserted when music is paused: no action;
- You can also set or close the **wearing** detection function via the EDIFIER CONNECT APP.

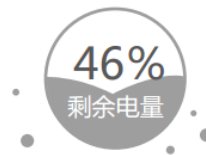
● **Functions of the EDIFIER CONNECT APP**



Mild/Strong Noise
Cancellation Mode Switch



Ambient Sound
Volume Control



Earbuds Battery Level
Display



Earbuds Prompt Tone
Volume Control



Wearing Detection
Function Control



Tapping Function
Settings



Tapping Sensitivity
Control



Earbuds Fitting
Detection



Timed Shutdown



Modify Earbuds Pairing Name

■ FAQs

When charging the charging case, the indicator is off.

- Please ensure the charging case is correctly connected with power source.

No sound

- Check if the earbuds are operating.
- Check if the earbuds volume are at an appropriate level.
- Check if the earbuds are correctly connected with mobile phone.
- Check if the earbuds are operating within a normal working range.

The call quality of the earbuds are not good.

- Check if mobile phone is in an area with strong signal.
- Please ensure the earbuds are within effective distance (10m) and no obstacle between the earbuds and mobile phone.

When playing music, cannot control pause/play/next track via the earbuds.

- Please ensure the paired device support AVRCP (Audio/Video Remote Control Profile) profile.

The tapping function is too sensitive or not sensitive.

- Please ensure you are tapping within the effective area with a moderate intensity or at an appropriate angle. You can also adjust to a desired tapping sensitivity via the EDIFIER CONNECT APP.

After one earbud alone is connected to another mobile phone, there is no sound from the other earbud when used again.

- When one earbud alone is connected to another mobile phone, the interconnection between the left and right earbuds may have been disconnected. To restore the two earbuds mode, double click the pairing button on the case to resume interconnection between the left and right earbuds. Then try again.

Wearing detection function is not sensitive or too sensitive.

- To ensure every wearing of the earbuds by user can be recognized, the recognition of wearing detection have been slightly raised. If not used, please place the earbuds back into the case for charging and storage; it is better not to place the earbuds alone in the pocket or on the desk for long periods of time, so as to avoid interference with the wearing detection function or missing of the earbuds. You can also set the automatic in-ear detection function to other functions or close it via the EDIFIER CONNECT APP.

■ Maintenance

- If not used for long periods of time, please charge the product with lithium battery every three months.
- Keep the product away from humid places to avoid affecting internal circuit. Do not use the product during intense exercise or with much sweat to prevent sweat from dropping into the product to make damage.
- Do not put the product in places exposed to sun or with high temperature. High temperature will shorten service life of electronic components, damage battery and make plastic components deformed.
- Do not put the product in cold places to avoid damaging internal circuit board.
- Do not dismantle the product. Non-professional personnel may damage the product.
- Do not drop, strongly vibrate, strike the product with hard object to avoid damaging internal circuit.
- Do not use drastic chemicals or cleaner to clean the product.
- Do not use sharp objects to scratch product surface to avoid damaging shell and affecting facade.

EDIFIER®

FCC Regulatory Compliance

Warning: changes or modifications not expressly approved by the party responsible for compliance could void the user's authority to operate the equipment.

Note: This equipment has been tested and found to comply with the limits for a Class B digital device, pursuant to Part 15 of the FCC Rules. These limits are designed to provide reasonable protection against harmful interference in a residential installation. This equipment generates, uses and can radiate radio frequency energy and, if not installed and used in accordance with the instructions, may cause harmful interference to radio communications. However, there is no guarantee that interference will not occur in a particular installation.

If this equipment does cause harmful interference to radio or television reception, which can be determined by turning the equipment off and on, the user is encouraged to try to correct the interference by one or more of the following measures:

- Reorient or relocate the receiving antenna.
- Increase the separation between the equipment and receiver.
- Connect the equipment into an outlet on a circuit different from that to which the receiver is connected.
- Consult the dealer or an experienced radio/TV technician for help.

RF Exposure Compliance

This equipment complies with FCC radiation exposure limits set forth for an uncontrolled environment.

ISED Regulatory compliance

This device contains licence-exempt transmitters that comply with Innovation, Science and Economic Development Canada's licence-exempt RSS(s).

Operation is subject to the following two conditions:

This device may not cause interference.

This device must accept any interference, including interference that may cause undesired operation of the device.

L'émetteur exempt de licence contenu dans le présent appareil est conforme aux CNR d'Innovation, Sciences et Développement économique Canada applicables aux appareils radio exempts de licence. L'exploitation est autorisée aux deux conditions suivantes :

L'appareil ne doit pas produire de brouillage;

L'appareil doit accepter tout brouillage radioélectrique subi, même si le brouillage est susceptible d'en compromettre le fonctionnement.

This equipment complies with IC RSS-102 radiation exposure limits set forth for an uncontrolled environment.

Cet équipement est conforme aux limites d'exposition aux radiations IC CNR-102 établies pour un environnement non contrôlé.

IB-200-000000-14

名称:	说明书FCC ISED认证说明-便携式音箱及耳机	东莞市漫步者科技有限公司
材质:	80g书纸	版面设计:
尺寸:	125×120 (MM)	校对:
版本号及料号:	V1.2/IB-200-000000-14	批准:

TWS NB5

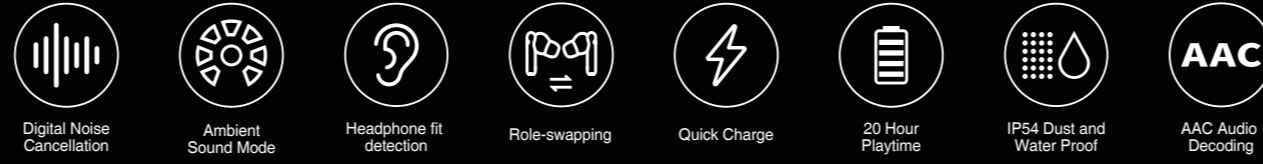
True Wireless Earbuds with Active Noise Cancellation
écouteurs True Wireless avec atténuation active du bruit

EDIFIER



TWS NB5

EDIFIER®



Bluetooth profile Profil Bluetooth Perfil Bluetooth Bluetooth プロファイル ACDP / AVRCP / HFP	Frequency response Réponse en fréquence Respuesta de frecuencia Bluetooth 対応周波数 20Hz - 20kHz	Sound pressure level Niveau de pression acoustique Nível de pressão sonora 音圧レベル 92dB SPL (A)	Impedance Impédance Impedancia インピーダンス 24Ω	Input(charging case) Entree(étui-chargeur) Entrada(carcas de carregamento) 入力(充電ケース) 充電口
---	--	---	--	--



Scan and download
EDIFIER CONNECT APP
Scannez et téléchargez
l'application EDIFIER CONNECT

Accessories: Earbuds x2, Charging case x1, Charging cable x1, Ear tips x4 pairs, Storage bag x1
Playback time: ANC on: around 5 hours (listening) + 10 hours (charging case)
ANC off: around 6 hours (listening) + 14 hours (charging case)

Caution: 1. Use for extended periods at high volume may affect your hearing capacity. Use product responsibly.
2. Playback time and charging time may vary, depending on surroundings, volume level and audio sources.
3. Images are for illustrative purposes only and may differ from the actual product.

Attention: 1. L'utilisation à un niveau de volume élevé pendant une longue durée peut altérer votre capacité auditive. Utilisez ce produit de façon responsable.
2. L'autonomie en lecture et le temps de charge varient, selon l'environnement de lecture, le volume et les sources audio utilisées.
3. Les images utilisées servent de référence uniquement, et peuvent ne pas correspondre au produit.

Bluetooth The Bluetooth® word mark and logos are registered trademarks owned by Bluetooth SIG, Inc. and any use of such marks by EDIFIER is under license. Other trademarks and trade names are those of their respective owners.

FCC statement:

This device complies with Part 15 of the FCC Rules. Operation is subject to the following two conditions:
(1) This device may not cause harmful interference, and (2) this device must accept any interference received,
including interference that may cause undesired operation.

IC statement: CAN ICES-3(B)/NBS-3(B)

Edifier International Limited Made in China www.edifier.com Model: EDF200036



White