



MPE Test Report

Report No.: MTi210115021-02E2

Date of issue: Feb. 23, 2021

Applicant: Edifier International Limited

Product name: Multimedia Speaker

Model(s): EDF100021

FCC ID: Z9G-EDF127

Shenzhen Microtest Co., Ltd.

<http://www.mtitest.com>



Instructions

1. The report shall not be partially reproduced without the written consent of the laboratory;
2. The test results of this report are only responsible for the samples submitted;
3. This report is invalid without the seal and signature of the laboratory;
4. This report is invalid if transferred, altered or tampered with in any form without authorization;
5. Any objection to this report shall be submitted to the laboratory within 15 days from the date of receipt of the report.




Table of Contents

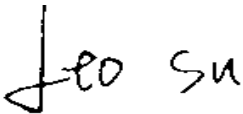
1	RF EXPOSURE EVALUATION.....	5
1.1	LIMITS FOR MAXIMUM PERMISSIBLE EXPOSURE (MPE).....	5
1.2	MEASUREMENT RESULT	6




TEST RESULT CERTIFICATION	
Applicant's name.....	Edifier International Limited
Address.....	P.O. Box 6264 General Post Office Hong Kong
Manufacturer's Name	Beijing Edifier Technology Co., Ltd.
Address.....	8th floor, ZuoAn Building, NO.68 BeiSiHuanXiLu, Haidian District, Beijing 100080, CHINA
Factory's Name	Dongguan Edifier Technology Co., Ltd.
Address.....	No.2 Gongyedong Road, Songshan Lake Sci&Tech Industry Park, Dongguan, Guangdong 523808, PR.China
Product description	
Product name.....	Multimedia Speaker
Trademark	EDIFIER
Model Name	EDF100021
Serial Model.....	N/A
Standards.....	N/A
Test procedure	KDB 447498 D01 v06
Date of Test	
Date (s) of performance of tests... :	Jan. 21, 2021 ~ Feb. 05, 2021
Test Result.....:	Pass
<p>This device described above has been tested by Shenzhen Microtest Co., Ltd. and the test results show that the equipment under test (EUT) is in compliance with the EMC requirements. And it is applicable only to the tested sample identified in the report.</p>	

Testing Engineer : 

 (Demi Mu)

Technical Manager : 

 (Leo Su)

Authorized Signatory : 

 (Tom Xue)



1 RF EXPOSURE EVALUATION

According to FCC 1.1310: The criteria listed in the following table shall be used to evaluate the environment impact of human exposure to radio frequency (RF) Radiation as specified in §1.1307(b)

1.1 Limits for Maximum Permissible Exposure (MPE)

Frequency range (MHz)	Electric field strength (V/m)	Magnetic field strength (A/m)	Power density (mW/cm ²)	Averaging time (minutes)
(A) Limits for Occupational/Controlled Exposure				
0.3-3.0	614	1.63	*100	6
3.0-30	1842/f	4.89/f	*900/f ²	6
30-300	61.4	0.163	1.0	6
300-1,500			f/300	6
1,500-100,000			5	6
(B) Limits for General Population/Uncontrolled Exposure				
0.3-1.34	614	1.63	*100	30
1.34-30	824/f	2.19/f	*180/f ²	30
30-300	27.5	0.073	0.2	30
300-1,500			f/1500	30
1,500-100,000			1.0	30

f = frequency in MHz * = Plane-wave equivalent power density

MPE Calculation Method

Friis transmission formula: $P_d = (P_{out} * G) / (4 * \pi * R^2)$

Where

P_d = Power density in mW/cm²

P_{out} = output power to antenna in mW

G = Numeric gain of the antenna relative to isotropic antenna

π = 3.1415926

R = distance between observation point and center of the radiator in cm(20cm)

P_d the limit of MPE, 1mW/cm². If we know the maximum gain of the antenna and total power input to the antenna, through the calculation, we will know the distance where the MPE limit is reached.



1.2 Measurement Result

WIFI:

Operation Frequency: BT GFSK, $\pi/4$ -DQPSK, 8DPSK: 2402-2480MHz

Power density limited: 1mW/ cm²

Antenna Type: BT Antenna: Chip Antenna;

BT antenna gain: 2.5dBi

R=20cm

$mW=10^{(dBm/10)}$

antenna gain Numeric= $10^{(dBi/10)}=10^{(2.5/10)}=1.78$

Channel Freq. (MHz)	modulation	conducted power (dBm)	Tune-up power (dBm)	Max		Antenna		Evaluation result (mW/cm ²)	Power density Limits (mW/cm ²)
				tune-up power		Gain			
				(dBm)	(mW)	(dBi)	Numeric		
2402	GFSK	6.423	6±1	7	5.012	2.50	1.78	0.0018	1
2441		6.573	6±1	7	5.012	2.50	1.78	0.0018	1
2480		6.08	6±1	7	5.012	2.50	1.78	0.0018	1
2402	$\pi/4$ -DQPSK	8.715	9±1	10	10.000	2.50	1.78	0.0035	1
2441		8.882	9±1	10	10.000	2.50	1.78	0.0035	1
2480		8.224	9±1	10	10.000	2.50	1.78	0.0035	1
2402	8DPSK	9.365	9±1	10	10.000	2.50	1.78	0.0035	1
2441		9.504	9±1	10	10.000	2.50	1.78	0.0035	1
2480		8.71	9±1	10	10.000	2.50	1.78	0.0035	1

Conclusion:

For the max result: $0.0035 \leq 1.0$ for 1g SAR, No SAR is required.

----END OF REPORT----