

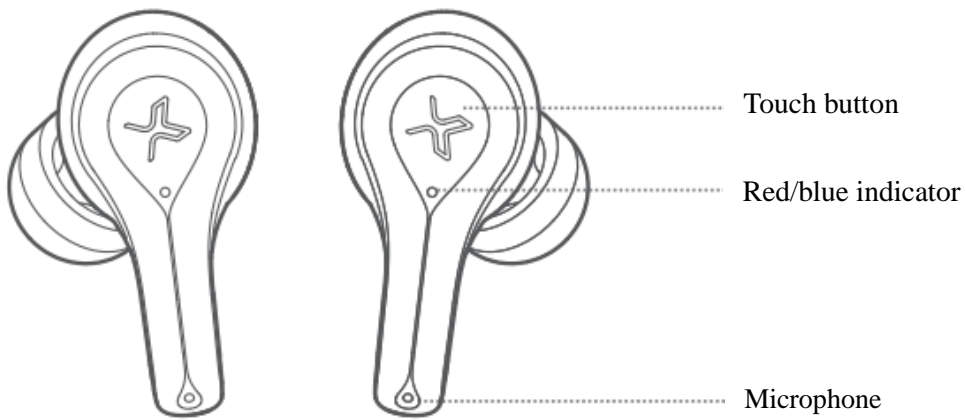
EDIFIER | **xemai** 

X5

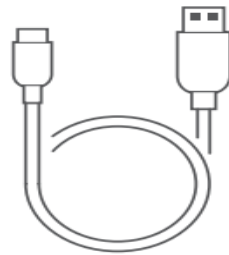
True Wireless Stereo Earbuds

www.edifier.com

■ Product Description and Accessories



Charging case



USB charging cable

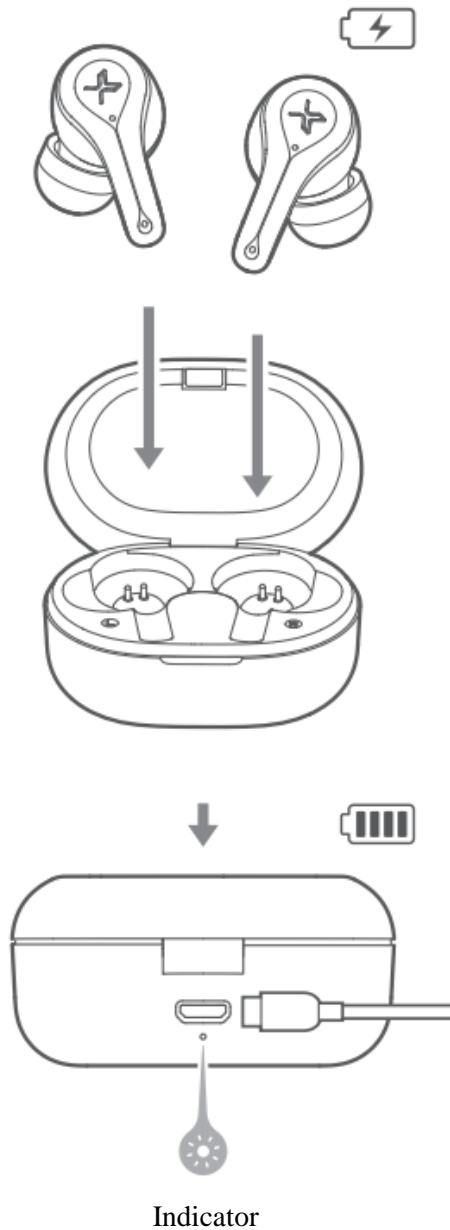


Ear tips

Notes:

- There are different size of ear tips attached in the package, please select the suitable ones to wear.
- Images are for illustrative purposes only and may differ from the actual product.

■ User guide



● Charge the Earbuds

- You may hear a warning tone when at low battery level with the red light flashing, please place the earbuds in the case for charging.

● Charge the Charging Case

- When the indicator flashes, connect to USB charging cable for charging.
- Indicator steady lit = charging
- Indicator light off = fully charged

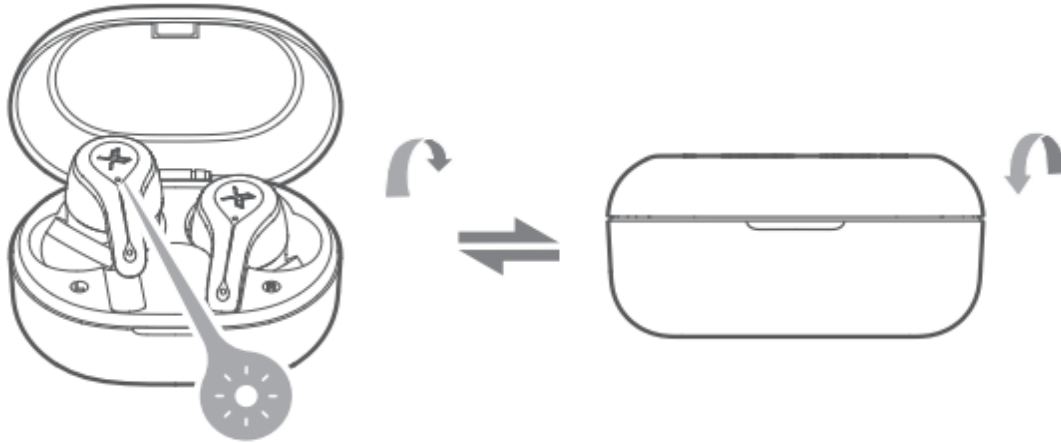
Rated input: 5V $\overline{=}$ 50mA (earbuds)

5V $\overline{=}$ 500mA (charging case)

Warning: The rechargeable batteries that provide power for this product must be disposed properly for recycling. Do not dispose of batteries in fire to prevent an explosion.

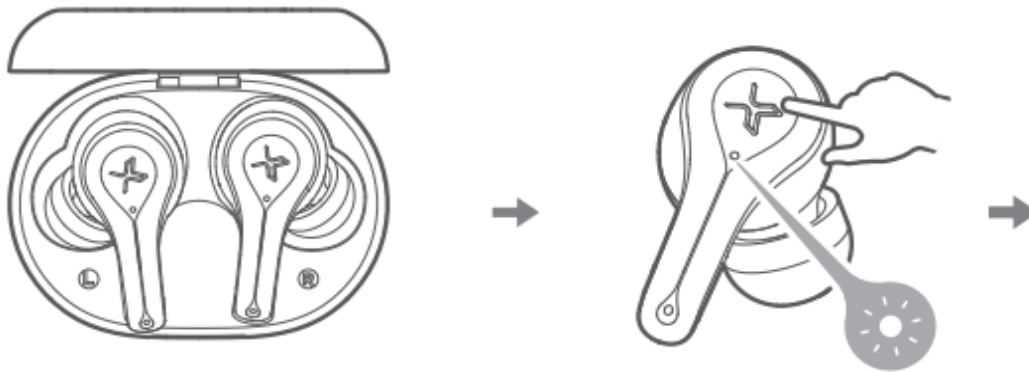
- **Power on when taken out of the charging case**

- **Power off when placed in the charging case.**



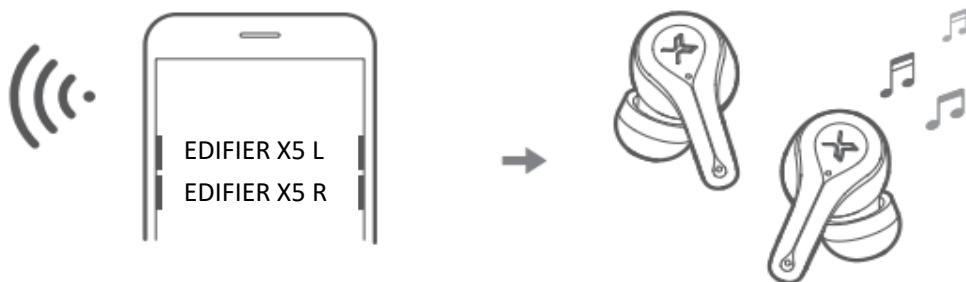
Blue light steady lit for 1 second

- **Pairing**



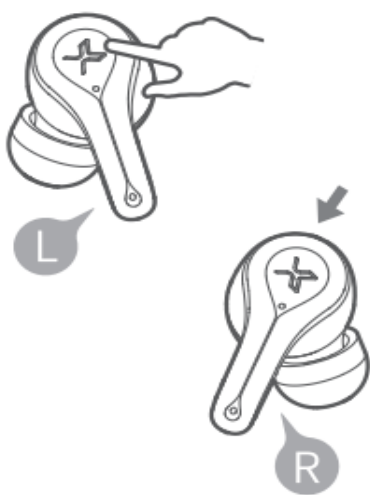
- Bluetooth pairing: press and hold the touch button for 3 seconds
- TWS pairing: double click the touch button
- Clear pairing records: press and hold the touch button for 8 seconds







- Bluetooth pairing: red and blue lights flashes rapidly
- TWS pairing: blue light flashes rapidly
- Clear pairing records: blue light flashes six times rapidly



- For initial use, directly take the earbuds out of the charging case, and set mobile phone to search and connect to the corresponding Bluetooth pairing name as shown in the above picture; For subsequent use, the earbuds will automatically connect to the mobile phone used last time.
- Tips: After pairing your mobile phone with one earbud, you can repeat the above steps to pair the mobile phone with the other earbud, then you can choose to use either of earbuds.

● **Functional Operation(same operation for the left and right earbuds)**



-  Accept/end a call: single click the touch button
-  Refuse a call: press and hold the touch button for around 2 seconds
-  Pause/play: single click the touch button
-  Previous track: triple click the touch button
-  Next track: double click the touch button
-  Voice assistant: press and hold the touch button for around 2 seconds

■ FAQs

When charging the charging case, the indicator is off.

- Please ensure the charging case is correctly connected with power source.

No sound

- Check if the earbuds are operating.
- Check if the earbuds volume are at an appropriate level.
- Check if the earbuds are correctly connected with mobile phone.
- Check if the earbuds are operating within a normal working range.

The call quality of the earbuds are not good.

- Check if mobile phone is in an area with strong signal.
- Please ensure the earbuds are within effective distance (10m) and no obstacle between the earbuds and mobile phone.

When playing music, cannot control pause/play/previous/next track via the earbuds.

- Please ensure the paired device support AVRCP (Audio/Video Remote Control Profile) profile.

■ Maintenance

- Do not use fast charger to charge the product to avoid affecting batteries' service life.
- If not used for long periods of time, please charge the product with lithium battery at least once per three months.
- Keep the product away from humid places to avoid affecting internal circuit.
- Do not use the product during intense exercise or with much sweat to prevent sweat from dropping into the product to make damage.
- Do not put the product in places exposed to sun or with high temperature. High temperature will shorten service life of electronic components, damage battery and make plastic components deformed.
- Do not put the product in cold places to avoid damaging internal circuit board.
- Do not dismantle the product. Non-professional personnel may damage the product.
- Do not drop, strongly vibrate, strike the product with hard object to avoid damaging internal circuit.
- Do not use drastic chemicals or cleaner to clean the product.
- Do not use sharp objects to scratch product surface to avoid damaging shell and affecting facade.

CAUTION

Danger of explosion if battery is incorrectly replaced.

Replace only with the same or equivalent type.

A warning that batteries (battery pack or batteries installed) shall not be exposed to excessive heat such as sunshine, fire or the like.



-
- "To prevent possible hearing damage, do not listen at high volume levels for long periods."
 - "Fully understand user manual before use."
 - "Ensure your player at low volume levels or power off before you leaving."
-



Correct Disposal of this product. This marking indicates that this product should not be disposed with other household disposal, recycle it responsibly to promote the sustainable reuse of material resources. To return your used device, please use the return and collection systems or contact the retailer where the product was purchased. They can take this product for environmental safe recycling.



WARNING!

Danger of explosion if the battery is incorrectly replaced. Replace only with the same or equivalent type. For products with removable battery, the battery must be properly recycled or disposed. For products with built-in battery, disassembling is prohibited.

Never disassemble, hit with force, squeeze batteries or dispose of batteries in fire. Do not expose batteries in conductive materials, liquid, fire or heat. Do not let metal object contact two battery poles. If the battery looks swollen, leaking, discolored, having odor or any abnormal appearance, stop using it. Do not use the battery after immersed in water.

Improper use of battery may lead to explosion or leakage, causing skin burn or other injuries; in the event of battery leakage, handle it with care and immediately dispose of the battery in the manner in compliance with applicable laws and regulations in your locality.

The battery subjected to extremely low air pressure that may result in an explosion or the leakage of flammable liquid or gas

Warning!

- Please read the manual carefully. Keep it in safe place for future reference.
- Use the product properly by following the instructions in the manual.
- Using the product in a 0-35°C environment is recommended.
- Supervise children under 14 when using the product, the product is not a toy.
- To reduce the risk of fire and electric shock, do not expose the product to rain or moisture.
- Do not use the product near any heat source (e.g. radiator, heater, stove, or other devices that generate heat).
- Consult local staff before using the product near medical or industrial equipment or on board an aircraft.
- Never use strong acid, alkali, gasoline, alcohol, or other chemical solvents to clean the product surface. Use only neutral solvent or clear water for cleaning.
- To prevent possible hearing damage, do not listen at high volume level for long periods. Therefore, always set the volume to an appropriate level.
- For traffic safety, do not use the product while driving, cycling or crossing a road.

FCC statement:

This device complies with Part 15 of the FCC Rules. Operation is subject to the following two conditions:

(1) this device may not cause harmful interference, and (2) this device must accept any interference received, including interference that may cause undesired operation.

IC statement: CAN ICES-3(B)/NMB-3(B).

FCC Regulatory Compliance

Warning: changes or modifications not expressly approved by the party responsible for compliance could void the user's authority to operate the equipment.

Note: This equipment has been tested and found to comply with the limits for a Class B digital device, pursuant to Part 15 of the FCC Rules. These limits are designed to provide reasonable protection against harmful interference in a residential installation. This equipment generates, uses and can radiate radio frequency energy and, if not installed and used in accordance with the instructions, may cause harmful interference to radio communications.

However, there is no guarantee that interference will not occur in a particular installation.

If this equipment does cause harmful interference to radio or television reception, which can be determined by turning the equipment off and on, the user is encouraged to try to correct the interference by one or more of the following measures:

- Reorient or relocate the receiving antenna.
- Increase the separation between the equipment and receiver.
- Connect the equipment into an outlet on a circuit different from that to which the receiver is connected.
- Consult the dealer or an experienced radio/TV technician for help.

RF Exposure Compliance

This equipment complies with FCC radiation exposure limits set forth for an uncontrolled environment.

FCC ID: Z9G-EDF102

Déclaration FCC:

Cet appareil est conforme à la partie 15 des règles FCC. Son utilisation est soumise aux deux conditions suivantes:

(1) cet appareil ne doit pas causer d'interférences nuisibles, et (2) cet appareil doit accepter toute interférence reçue, y compris les interférences susceptibles de provoquer un fonctionnement indésirable.

Déclaration IC: CAN ICES-3(B)/NMB-3(B).

ISED Regulatory compliance

This device contains licence-exempt transmitters that comply with Innovation, Science and Economic Development Canada's licence-exempt RSS(s). Operation is subject to the following two conditions:

This device may not cause interference.

This device must accept any interference, including interference that may cause undesired operation of the device.

This equipment complies with IC RSS-102 radiation exposure limits set forth for an uncontrolled environment.

L'émetteur exempt de licence contenu dans le présent appareil est conforme aux CNR d'Innovation, Sciences et Développement économique Canada applicables aux appareils radio exempts de licence. L'exploitation est autorisée aux deux conditions suivantes :

L'appareil ne doit pas produire de brouillage;

L'appareil doit accepter tout brouillage radioélectrique subi, même si le brouillage est susceptible d'en compromettre le fonctionnement.

Cet équipement est conforme aux limites d'exposition aux radiations IC CNR-102 établies pour un environnement non contrôlé.