

1

Hisense Model No. : HS202D1

2.1 channel Soundbar with Built in subwoofer
AC 100-240V~ 50/60Hz, 30W
USB: 5V $\bar{\text{I}}$ 500mA
FCC ID: Z8M-HS202D1

Bluetooth

CONFORMS TO (CONFORME A) (CONFORME A) (CONFORME A)
UL LISTED 5000A
US CERTIFIED TO (CERTIFIÉ EN) (CERTIFIÉ EN) (CERTIFIÉ EN)
CUL 3100
CUL 2 NO. 5000A

Serial No. :
Manufactured date :

Made in China

This device complies with Part 15 of the FCC Rules. Operation is subject to the following two conditions:
(1) This device may not cause harmful interference, and
(2) This device must accept any interference received, including interference that may cause undesired operation.

Intertek 4002951

DOLBY DIGITAL

2

- If there is no sound output in Optical and Coaxial mode, ensure the audio setting of the input source (e.g. TV, games console, DVD player, etc) is set to PCM or Dolby Digital Signal with Optical and Coaxial output.
- The eco-friendly technology will switch this device to Standby mode automatically when the input device volume is too low or muted for 15 minutes. The device can be reactivated by pressing Standby button and turning up the input device volume. Except for Optical and Coaxial mode, the eco-friendly control will switch the device to standby mode automatically when there is no input signal for 15 minutes.
- The EQ has been set to fit most occasion. However, you may press the EQ button on the remote control to adjust the EQ setting for optimal sound output effect for different video programs.


3



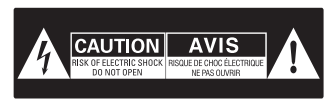
4



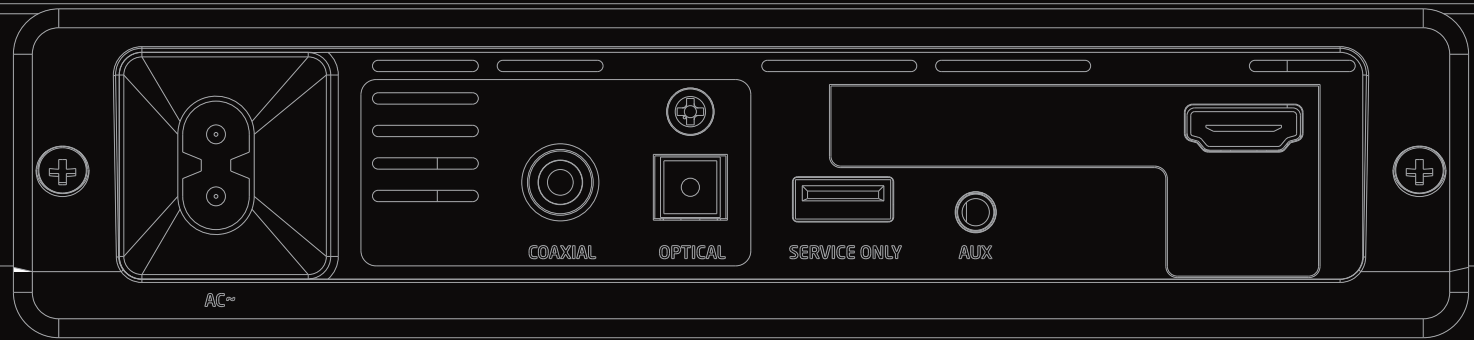
5



6



Rear View_Unit



Hisense Model No. : HS202D1

2.1 channel Soundbar with Built in subwoofer
AC 100-240V~ 50/60Hz, 30W
USB: 5V $\bar{\text{I}}$ 500mA
FCC ID: Z8M-HS202D1

Bluetooth

CONFORMS TO (CONFORME A) (CONFORME A) (CONFORME A)
UL LISTED 5000A
US CERTIFIED TO (CERTIFIÉ EN) (CERTIFIÉ EN) (CERTIFIÉ EN)
CUL 3100
CUL 2 NO. 5000A

Serial No. :
Manufactured date :

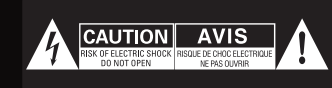
Made in China

This device complies with Part 15 of the FCC Rules. Operation is subject to the following two conditions:
(1) This device may not cause harmful interference, and
(2) This device must accept any interference received, including interference that may cause undesired operation.

Intertek 4002951

DOLBY DIGITAL

- If there is no sound output in Optical and Coaxial mode, ensure the audio setting of the input source (e.g. TV, games console, DVD player, etc) is set to PCM or Dolby Digital Signal with Optical and Coaxial output.
- The eco-friendly technology will switch this device to Standby mode automatically when the input device volume is too low or muted for 15 minutes. The device can be reactivated by pressing Standby button and turning up the input device volume. Except for Optical and Coaxial mode, the eco-friendly control will switch the device to standby mode automatically when there is no input signal for 15 minutes.
- The EQ has been set to fit most occasion. However, you may press the EQ button on the remote control to adjust the EQ setting for optimal sound output effect for different video programs.



CHANGE LIST

Rev	Date	Description
1.0	2023-08-15	Initial release
1.1	2023-09-01	Updated technical specifications
1.2	2023-09-15	Added safety warnings
1.3	2023-10-01	Final review and approval