

1. Photographs of Conducted Emissions Test Configuration

FRONT VIEW



REAR VIEW




2. Photographs of Radiated Emissions Test Configuration


Test Configuration: 30MHz~1GHz

For Ant. Set 1 / Test Mode: Mode 1

FRONT VIEW




REAR VIEW



For Ant. Set 2 (cabinet):

FRONT VIEW




REAR VIEW



Test Configuration: Above 1GHz

For Ant. Set 1:

FRONT VIEW




REAR VIEW




For Ant. Set 2 (Cabinet):

FRONT VIEW




REAR VIEW



3. Photographs of RF Conducted Test Configuration

FRONT VIEW



————THE END————