


1. Photographs of Radiated Emissions Test Configuration

For Cabinet


Test Configuration: 30MHz~1GHz

Test Mode: Mode 1

FRONT VIEW




REAR VIEW



For Cabinet

Test Configuration: Above 1GHz

FRONT VIEW




REAR VIEW




2. Photographs of RF Conducted Test Configuration

FRONT VIEW



REAR VIEW



—THE END—