




FCC RADIO TEST REPORT

FCC ID : Z8H89FT0060
Equipment : 3GHz Tyndall 201
Brand Name : Cambium Networks
Model Name : 3GHz Tyndall 201
Applicant : Cambium Networks Inc.
3800 Golf Road, Suite 360 Rolling Meadows, IL
60008, USA
Manufacturer : Cambium Networks, Ltd.
Ashburton, TQ13 7UP, UK
Standard : 47 CFR FCC Part2, 96

The product was received on Jun. 16, 2020, and testing was started from Jul. 08, 2020 and completed on Jul. 22, 2020. We, SPORTON INTERNATIONAL INC. EMC & Wireless Communications Laboratory, would like to declare that the tested sample has been evaluated in accordance with the procedures given in ANSI / TIA-603-E-2016, ANSI C63.26-2015 and shown compliance with the applicable technical standards.

The test results in this report apply exclusively to the tested model / sample. Without written approval of SPORTON INTERNATIONAL INC. EMC & Wireless Communications Laboratory, the test report shall not be reproduced except in full.


Approved by: Sam Chen

SPORTON INTERNATIONAL INC. EMC & Wireless Communications Laboratory
No. 52, Huaya 1st Rd., Guishan Dist., Taoyuan City, Taiwan (R.O.C.)



Table of Contents

History of this test report.....3

Summary of Test Result.....4

1 General Description5

1.1 Product Feature of Equipment Under Test5

1.2 Maximum EIRP Power, Frequency Tolerance, and Emission Designator.....6

1.3 Accessories6

1.4 Support Equipment.....7

1.5 Applicable Standards7

1.6 Testing Location8

2 Test Configuration of Equipment Under Test9

2.1 Test Frequency9

2.2 Test Mode.....9

2.3 Test Setup Diagram10

2.4 Measurement Results Explanation Example11

3 Test Result12

3.1 Maximum Conducted Output Power & Effective Isotropic Radiated Power (EIRP).....12

3.2 Maximum Power Spectral Density (PSD)14

3.3 Peak-to-Average Power Ratio (PAPR)15

3.4 99% Occupied Bandwidth (OBW) and 26dB Bandwidth.....16

3.5 3.5 GHz Emissions and Interference Limits17

3.6 Field Strength of Spurious Radiation18

3.7 Frequency Stability for Temperature & Voltage20

4 Test Equipment and Calibration Data21

5 Measurement Uncertainty23

Appendix A. Test Result of the Maximum Conducted Output Power & Effective Isotropic Radiated Power

Appendix B. Test Result of the Maximum Power Spectral Density (PSD)

Appendix C. Test Result of the Peak-to-Average Power Ratio (PAPR)

Appendix D. Test Result of the 99% Occupied Bandwidth (OBW) and 26dB Bandwidth

Appendix E. Test Result of the 3.5 GHz Emissions and Interference Limits

Appendix F. Test Result of the Field Strength of Spurious Radiation

Appendix G. Test Result of the Frequency Stability for Temperature & Voltage

Appendix H. Test Photos

Photographs of EUT v01



History of this test report

Report No.	Version	Description	Issued Date
FG061532AA	01	Initial issue of report	Sep. 29, 2020



Summary of Test Result

Report Clause	Ref Std. Clause	Test Items	Result (PASS/FAIL)	Remark
3.1	2.1046 / 96.41(b)	Maximum Conducted Output Power & Effective Isotropic Radiated Power (EIRP)	PASS	-
3.2	96.41(b)	Maximum Power Spectral Density (PSD)	PASS	-
3.3	96.41(g)	Peak-to-average power ratio	PASS	-
3.4	2.1049	99% OBW and 26dB Bandwidth	PASS	-
3.5	2.1051 96.41(e)	3.5 GHz Emissions and Interference Limits	PASS	-
3.6	2.1053	Field Strength of Spurious Radiation	PASS	-
3.7	2.1055	Frequency Stability for Temperature & Voltage	PASS	-

Declaration of Conformity:

The test results with all measurement uncertainty excluded are presented in accordance with the regulation limits or requirements declared by manufacturers.

Comments and Explanations:

The declared of product specification for EUT presented in the report are provided by the manufacturer, and the manufacturer takes all the responsibilities for the accuracy of product specification.

Reviewed by: Sam Chen

Report Producer: Wendy Pan



1 General Description

1.1 Product Feature of Equipment Under Test

Items	Description
EUT Type	<input type="checkbox"/> CBSD <input checked="" type="checkbox"/> CPE-CBSD <input type="checkbox"/> EUD
Power Type	From PoE
Category of EUT	<input type="checkbox"/> Category A <input checked="" type="checkbox"/> Category B
Professional Installation	<input checked="" type="checkbox"/> Yes <input type="checkbox"/> No
Multi-carrier and/or CA	<input type="checkbox"/> Yes <input checked="" type="checkbox"/> No
TX / RX Frequency	5MHz: 3552.5 ~ 3697.5MHz 10MHz: 3555.0 ~ 3695.0MHz 15MHz: 3557.5 ~ 3692.5MHz 20MHz: 3560.0 ~ 3690.0MHz
Bandwidth (MHz)	5/10/15/20
Maximum Output Power to Antenna	5MHz: 21.44dBm 10MHz: 21.25dBm 15MHz: 20.88dBm 20MHz: 21.53dBm
Maximum 99% Occupied Bandwidth	5MHz: 4.486MHz 10MHz: 8.988MHz 15MHz: 13.43MHz 20MHz: 17.916MHz
Antenna Information	Antenna Type: Dipole Antenna Gain: 21dBi
Type of Modulation	<input checked="" type="checkbox"/> QPSK <input checked="" type="checkbox"/> 16QAM <input type="checkbox"/> 64QAM <input type="checkbox"/> 256QAM

Note: The above information was declared by manufacturer.



1.2 Maximum EIRP Power, Frequency Tolerance, and Emission Designator

FCC Rule	Part 96			
System	LTE Band 48			
Frequency Stability	With in the authorized bands of operation.			
Bandwidth	Type of Modulation	Maximum EIRP (dBm/5MHz)	EIRP (W)	Emission Designator
5MHz	QPSK	42.44	17.53881	4M49G7D
	16QAM	41.52	14.19058	4M48W7D
Bandwidth	Type of Modulation	Maximum EIRP (dBm/10MHz)	EIRP (W)	Emission Designator
10MHz	QPSK	42.25	16.78804	8M94G7D
	16QAM	41.24	13.30454	8M99W7D
Bandwidth	Type of Modulation	Maximum EIRP (dBm/15MHz)	EIRP (W)	Emission Designator
15MHz	QPSK	41.88	15.41700	13M4G7D
	16QAM	40.91	12.33105	13M4W7D
Bandwidth	Type of Modulation	Maximum EIRP (dBm/20MHz)	EIRP (W)	Emission Designator
20MHz	QPSK	42.53	17.90606	17M9G7D
	16QAM	41.53	14.22329	17M9W7D

1.3 Accessories

N/A



1.4 Support Equipment

For Field Strength of Spurious Radiation test:

Support Equipment				
No.	Equipment	Brand Name	Model Name	FCC ID
A	Notebook	DELL	E4300	N/A
B	PoE	Cambium	NET-P15-30IN	N/A
C	LTE base station	R&S	CMW 500	N/A
D	SIM Card	R&S	N/A	N/A

For the other tset:

Support Equipment				
No.	Equipment	Brand Name	Model Name	FCC ID
A	3G base station	R&S	CMW500	N/A
B	SIM Card	R&S	N/A	N/A
C	PoE	Cambium	NET-P15-30IN	N/A

1.5 Applicable Standards

According to the specifications of the manufacturer, the EUT must comply with the requirements of the following standards:

- 47 CFR FCC Part2, 96
- ANSI / TIA-603-E-2016
- ANSI C63.26-2015
- FCC KDB 971168 D01 v03r01
- FCC KDB 940660 D01 v02

The following reference test guidance is not within the scope of accreditation of TAF.

- FCC KDB 412172 D01 v01r01
- FCC KDB 662911 D01 v02r01

Remark: All test items were verified and recorded according to the standards and without any deviation during the test.



1.6 Testing Location

Testing Location				
<input type="checkbox"/>	HWA YA	ADD : No. 52, Huaya 1st Rd., Guishan Dist., Taoyuan City, Taiwan (R.O.C.) TEL : 886-3-327-3456 FAX : 886-3-327-0973		
<input checked="" type="checkbox"/>	JHUBEI	ADD : No.8, Lane 724, Bo-ai St., Jhubei City, HsinChu County 302, Taiwan, R.O.C. TEL : 886-3-656-9065 FAX : 886-3-656-9085		
Test Condition	Test Site No.	Test Engineer	Test Environment	Test Date
RF Conducted	TH03-CB	Lucas Huang	20.1-20.5C / 42-63%	Jul. 08, 2020
Radiated Emission	03CH05-CB	Welson Chen	24.5-25°C / 61-64%	Jul. 08, 2020 ~ Jul. 22, 2020

Test site Designation No. TW0006 with FCC.

Test site registered number IC 4086D with Industry Canada.



2 Test Configuration of Equipment Under Test

2.1 Test Frequency

The EUT was tested in the following operating modes, unless otherwise stated:

Single-carrier			
Bandwidth (MHz)	Bottom Channel (B) (MHz)	Middle Channel (M) (MHz)	Top Channel (T) (MHz)
5	3552.5	3625	3697.5
10	3555.0	3625	3695.0
15	3557.5	3625	3692.5
20	3560.0	3625	3690.0

2.2 Test Mode

Test Item	Bandwidth (MHz)	Tested Frequency (MHz)	Mode
Conducted Output Power and Maximum Effective Isotropic Radiated Power (EIRP)	5, 10, 15, 20	B,M,T	QPSK,16-QAM
Maximum Power Spectral Density (PSD)	5, 10, 15, 20	B,M,T	QPSK,16-QAM
Peak-to-average power ratio	5, 10, 15, 20	B,M,T	QPSK,16-QAM
99% OBW and 26dB Bandwidth	5, 10, 15, 20	B,M,T	QPSK,16-QAM
3.5 GHz Emissions and Interference Limits	5, 10, 15, 20	B,M,T	QPSK,16-QAM
Field Strength of Spurious Radiation	5, 10, 15, 20	B,M,T	QPSK,16-QAM
Frequency Stability for Temperature & Voltage	5, 10, 15, 20	B,M,T	QPSK,16-QAM

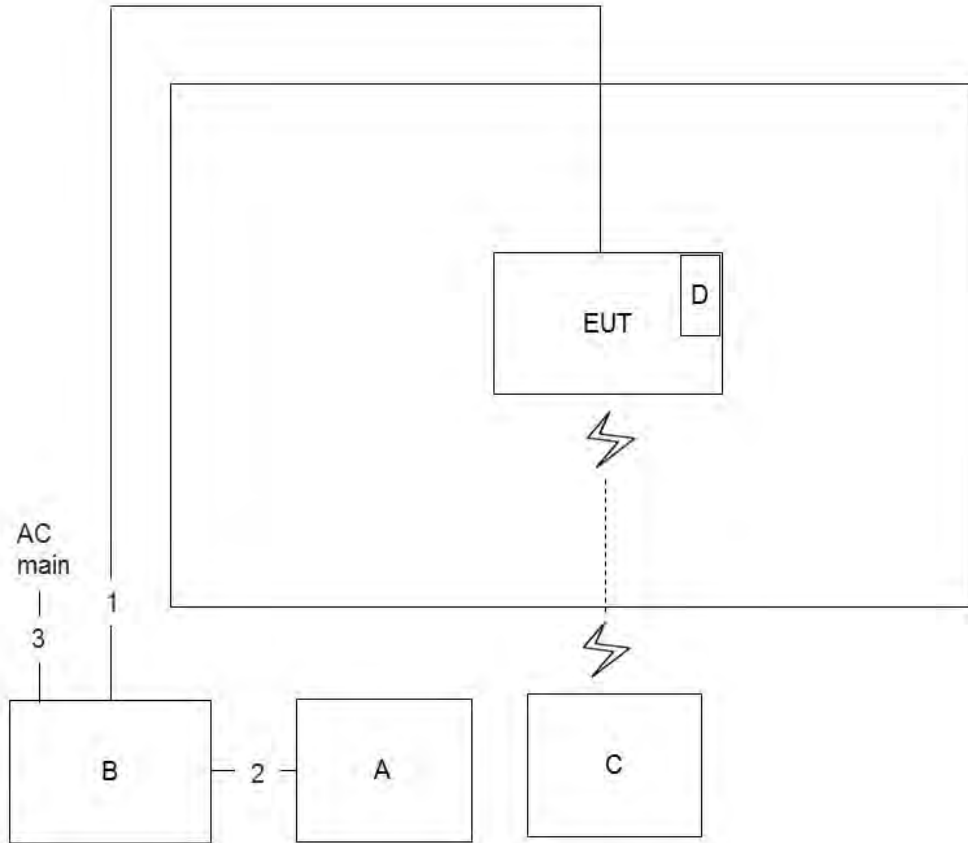
Note 1: B: Bottom / M: Middle / T: Top.

Note 2: The EUT can only be used at Z axis position

Note 3: It was supplied power by PoE for EUT, and the PoE is for measurement only, would not be marketed.

Equipment	Brand Name	Model Name	FCC ID
PoE	Cambium	NET-P15-30IN	N/A

2.3 Test Setup Diagram



Item	Connection	Shielded	Length
1	RJ-45 cable	No	10m
2	RJ-45 cable	No	1.5m
3	Power cable	No	1m



2.4 Measurement Results Explanation Example

For all conducted test items:

The offset level is set in the spectrum analyzer to compensate the RF cable loss and attenuator factor between RF conducted output port and spectrum analyzer. With the offset compensation, the spectrum analyzer reading level will be exactly the RF output level.

The spectrum analyzer offset is derived from RF cable loss and attenuator factor.

Offset = RF cable loss + attenuator factor.

The following shows an offset computation example with RF cable loss 1 dB and a 20dB attenuator.

Example:

$$\begin{aligned} \text{Offset (dB)} &= \text{RF cable loss (dB)} + \text{attenuator factor (dB)} \\ &= 1 + 20 = 21 \text{ (dB)} \end{aligned}$$

For transmission duty cycle < 98% and setting sweep trigger to free run:

When the EUT cannot be configured to transmit at full-power on a continuous basis (i.e., duty cycle < 98%) and the instrumentation cannot be configured to measure only during active full-power transmissions, then set sweep trigger to free run and add $10 \log (1/\text{duty cycle})$ to the measured power level if the EUT duty cycle is constant (i.e., duty cycle variations are less than or equal to $\pm 2\%$).

Example:

Add $[10 \log (1/0.25)] = 6 \text{ dB}$ if the duty cycle is a constant 25%.



3 Test Result

3.1 Maximum Conducted Output Power & Effective Isotropic Radiated Power (EIRP)

3.1.1 Description of the Conducted Output Power measurement

The EUT shall be set at maximum power through commands provided by manufacturer. The measured power in the radio frequency at the transmitter output terminals shall be reported.

3.1.2 Description of the Maximum Effective Isotropic Radiated Power measurement

Device	Maximum EIRP (dBm/10 MHz)
End User Device	23
Category A CBSD	30
Category B CBSD	47

Power Approach, the EIRP can be determined from conducted output power.

$$EIRP = P_T + G_T - L_C, \text{ where}$$

P_T = transmitter output power in dBm

G_T = gain of the transmitting antenna in dBi

L_C = signal attenuation in the connecting cable between the transmitter and antenna in dB


3.1.3 Measuring Instruments

The measuring equipment is listed in the section 4 of this test report.

3.1.4 Test Procedures

1. The testing follows Section 5.2 of ANSI C63.26-2015.
2. Connect the transmitter output port of EUT to the spectrum analyzer.
3. Set EUT to transmit at maximum output power.
4. Select lowest, middle, and highest channels for each modulation.
5. Measure the maximum power at RF output terminals.
6. Determining EIRP by conducted RF output power plus transmitting antenna gain.

3.1.5 Test Setup



3.1.6 Test Result of Conducted Output Power & Maximum Effective Isotropic Radiated Power

Refer as Appendix A

3.2 Maximum Power Spectral Density (PSD)

3.2.1 Description of the Maximum Power Spectral Density Measurement

Device	Maximum PSD (EIRP) (dBm/MHz)
End User Device	N/A
Category A CBSD	20
Category B CBSD	37


3.2.2 Measuring Instruments

The measuring equipment is listed in the section 4 of this test report.

3.2.3 Test Procedures

1. The testing follows Section 5.2 of ANSI C63.26-2015.
2. Connect the transmitter output port of EUT to the spectrum analyzer.
3. Set EUT to transmit at maximum output power.
4. Select lowest, middle, and highest channels for each modulation.
5. Measure the maximum PSD at RF output terminals .

3.2.4 Test Setup



3.2.5 Test Result of Maximum Power spectral density

Refer as Appendix B

3.3 Peak-to-Average Power Ratio (PAPR)

3.3.1 Description of the Peak-to-Average Power Ratio Measurement

The peak-to-average power ratio of the transmission may not exceed 13 dB.


3.3.2 Measuring Instruments

The measuring equipment is listed in the section 4 of this test report.

3.3.3 Test Procedures

1. The testing follows Section 5.2.6 of ANSI C63.26-2015.
2. Connect the transmitter output port of EUT to the spectrum analyzer.
3. Set EUT to transmit at maximum output power.
4. Select lowest, middle, and highest channels for each modulation.
5. Set the CCDF (Complementary Cumulative Distribution Function) option of the spectrum analyzer. Record the maximum PAPR level associated with a probability of 0.1%.

3.3.4 Test Setup



3.3.5 Test Result of Peak-to-Average Ratio

Refer as Appendix C

3.4 99% Occupied Bandwidth (OBW) and 26dB Bandwidth

3.4.1 Description of the 99% Occupied Bandwidth and 26dB Bandwidth Measurement

The 99% occupied bandwidth is the width of a frequency band such that, below the lower and above the upper frequency limits, the mean powers emitted are each equal to a specified percentage 0.5% of the total mean transmitted power.

The emission bandwidth is defined as the width of the signal between two points, located at the 2 sides of the carrier frequency, outside of which all emissions are attenuated at least 26 dB below the transmitter power.


3.4.2 Measuring Instruments

The measuring equipment is listed in the section 4 of this test report.

3.4.3 Test Procedures

1. Connect the transmitter output port of EUT to the spectrum analyzer.
2. Set EUT to transmit at maximum output power.
3. Select lowest, middle, and highest channels for each modulation.
4. The setting of spectrum analyzer follows the FCC KDB 971168 D01 v03r01 Section 4.2 and 4.3.
5. Record the result of 99% occupied bandwidth and the 26dB bandwidth.

3.4.4 Test Setup



3.4.5 Test Result of Occupied Bandwidth and 26dB Bandwidth

Refer as Appendix D

3.5 3.5 GHz Emissions and Interference Limits

3.5.1 Description of the 3.5 GHz Emissions and Interference Limits Measurement

Confirm that the device satisfies the emission limits specified in Section 96.41(e) for all declared channel sizes, at the lowest and highest edges of the band, and in the middle of the band. The spectrum is scanned from 30 MHz up to a frequency including its 10th harmonic. The limits for emission outside the fundamental are as follows.

- Within 0 MHz to 10 MHz above and below the assigned channel ≤ -13 dBm/MHz
- Greater than 10 MHz above and below the assigned channel ≤ -25 dBm/MHz
- Any emission below 3530 MHz and above 3720 MHz ≤ -40 dBm/MHz

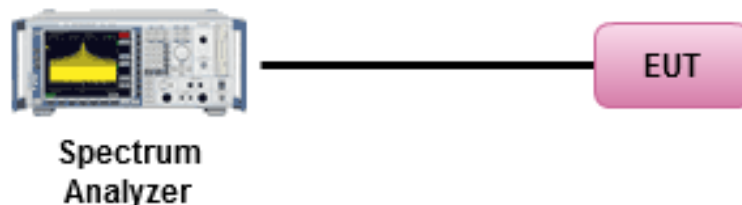
3.5.2 Measuring Instruments

The measuring equipment is listed in the section 4 of this test report.

3.5.3 Test Procedures

1. Connect the transmitter output port of EUT to the spectrum analyzer.
2. Set EUT to transmit at maximum output power.
3. Select lowest, middle, and highest channels for each modulation.
4. The setting of spectrum analyzer follows FCC KDB 940660 D01 v02 Section 6.0.
5. Note that unwanted emissions for CBSDs are relative to the authorized channel

3.5.4 Test Setup



3.5.5 Test Result (Plots) of Conducted Band Edge

Refer as Appendix E



3.6 Field Strength of Spurious Radiation

3.6.1 Description of the Field Strength of Spurious Radiated Measurement

Confirm that the radiated emission satisfies the limits specified in Section 96.41(e) for all declared channel sizes, at the lowest and highest edges of the band, and in the middle of the band. The spectrum is scanned from 30 MHz up to a frequency including its 10th harmonic. The limits for emission outside the fundamental are as follows.

- Within 0 MHz to 10 MHz above and below the assigned channel ≤ -13 dBm/MHz (55.2 dBuV/m at 3m)
- Greater than 10 MHz above and below the assigned channel ≤ -25 dBm/MHz (82.2 dBuV/m at 3m)
- Any emission below 3530 MHz and above 3720 MHz ≤ -40 dBm/MHz (55.2 dBuV/m at 3m)

3.6.2 Measuring Instruments

The measuring equipment is listed in the section 4 of this test report.

3.6.3 Test Procedures

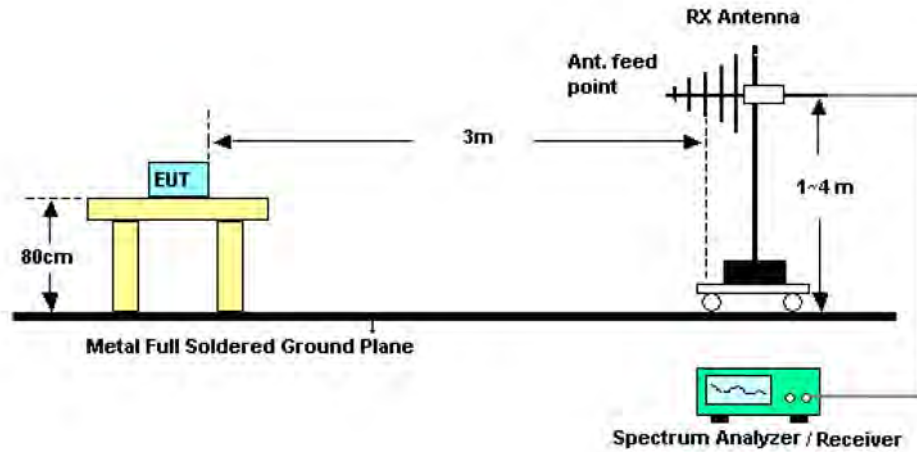
1. The testing follows Section 5.7 of ANSI C63.26-2015.
2. The EUT was placed on a rotatable wooden table 0.8 meters above the ground.
3. The EUT was set 3 meters from the receiving antenna, which was mounted on the antenna tower.
4. The table was rotated 360 degrees to determine the position of the highest spurious emission.
5. The height of the receiving antenna is varied between one meter and four meters to search for the maximum spurious emission for both horizontal and vertical polarizations.
6. Make the measurement with the spectrum analyzer's RBW = 1MHz, VBW = 3MHz, taking record of maximum spurious emission.
7. A horn antenna was substituted in place of the EUT and was driven by a signal generator.
8. Tune the output power of signal generator to the same emission level with EUT maximum spurious emission.
9. Taking the record of output power at antenna port.
10. Repeat step 7 to step 8 for another polarization.
11. The RF fundamental frequency should be excluded against the limit line in the operating frequency band.
12. Measurement Results Calculation

The measured Level is calculated using:

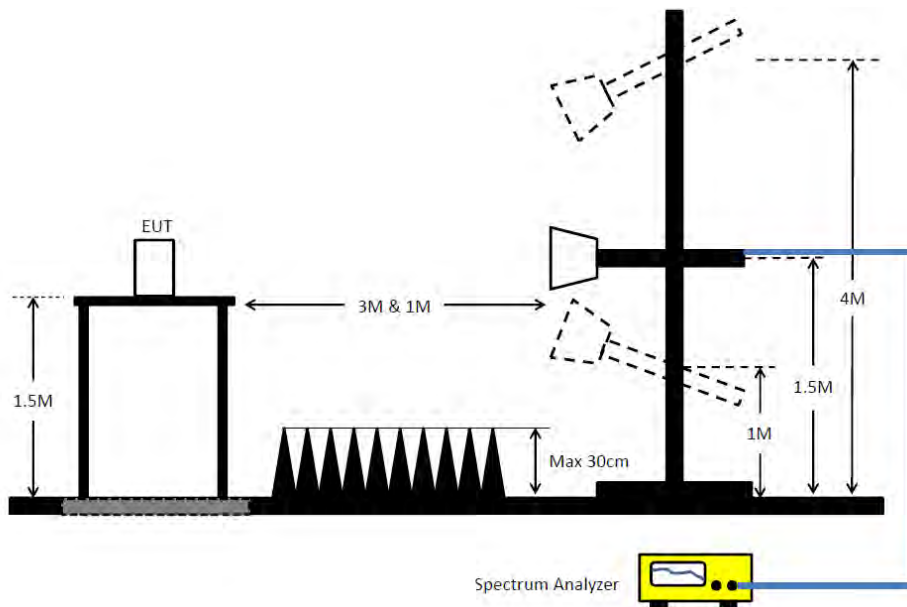
Corrected Reading: Antenna factor (AF) + Cable loss (CL) + Read level (Raw) - Preamp factor (PA)(if applicable) = Level.

3.6.4 Test Setup

For radiated emissions from 30MHz to 1GHz



For radiated emissions above 1GHz



3.6.5 Test Result of Field Strength of Spurious Radiated

Refer as Appendix F

3.7 Frequency Stability for Temperature & Voltage

3.7.1 Description of the Frequency Stability for Temperature & Voltage Measurement

The frequency stability of the transmitter shall be measured while varying the ambient temperatures and supply voltages over the ranges specified in Section 2.1055. And ensure that the fundamental emission stays within the authorized frequency block.

3.7.2 Measuring Instruments

The measuring equipment is listed in the section 4 of this test report.

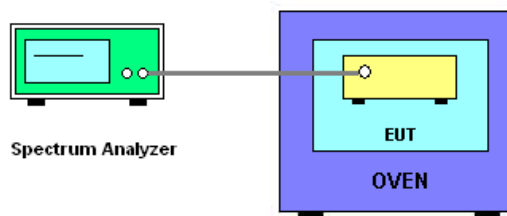
3.7.3 Test Procedures for Temperature Variation

1. The testing follows FCC KDB 971168 D01 v03r01 Section 9.0
2. The EUT was set up in the thermal chamber and connected to the spectrum analyzer.
3. With power OFF, the temperature was decreased to -30°C and the EUT was stabilized before testing. Power was applied and the maximum change in frequency was recorded within one minute.
4. With power OFF, the temperature was raised in -30°C steps up to 50°C. The EUT was stabilized at each step for at least half an hour. Power was applied and the maximum frequency change was recorded within one minute.
5. Frequency measurements shall be made at intervals of not more than 10° centigrade through the range.

3.7.4 Test Procedures for Voltage Variation

1. The testing follows FCC KDB 971168 D01 v03r01 Section 9.0.
2. The EUT was placed in a temperature chamber at 25±5° C and connected to the spectrum analyzer.
3. The power supply voltage to the EUT was varied from 85 to 115% of the nominal value measured at the input to the EUT.
4. The variation in frequency was measured for the worst case.

3.7.5 Test Setup



3.7.6 Test Result of Temperature and Voltage Variation

Refer as Appendix G



4 Test Equipment and Calibration Data

Instrument	Manufacturer	Model No.	Serial No.	Characteristics	Calibration Date	Calibration Due Date	Remark
Bilog Antenna with 6dB Attenuator	TESEQ & EMCI	CBL 6112D & N-6-06	35236 & AT-N0610	30MHz ~ 2GHz	Mar. 27, 2020	Mar. 26, 2021	Radiation (03CH05-CB)
Horn Antenna	SCHWARZBECK	BBHA9120D	BBHA 9120D-1291	1GHz~18GHz	Oct. 05, 2019	Oct. 04, 2020	Radiation (03CH05-CB)
Horn Antenna	SCHWARZBECK	BBHA 9170	BBHA9170507	15GHz ~ 40GHz	Jun. 11, 2020	Jun. 10, 2021	Radiation (03CH05-CB)
Pre-Amplifier	EMCI	EMC330N	980331	20MHz ~ 3GHz	Apr. 28, 2020	Apr. 27, 2021	Radiation (03CH05-CB)
Pre-Amplifier	EMCI	EMC12630SE	980287	1GHz ~ 26.5GHz	Apr. 15, 2020	Apr. 14, 2021	Radiation (03CH05-CB)
Pre-Amplifier	EMCI	EMC12630SE	980287	1GHz ~ 26.5GHz	Jul. 03, 2020	Jul. 02, 2021	Radiation (03CH05-CB)
Amplifier	-	-	TF-130N-R1	18GHz ~ 40GHz	Jun. 19, 2020	Jun. 18, 2021	Radiation (03CH05-CB)
Spectrum Analyzer	R&S	FSP40	100304	9kHz ~ 40GHz	Aug. 15, 2019	Aug. 14, 2020	Radiation (03CH05-CB)
EMI Test Receiver	R&S	ESCS	826547/017	9kHz ~ 2.75GHz	May 13, 2020	May 12, 2021	Radiation (03CH05-CB)
RF Cable-low	Woken	RG402	LOW Cable-04+23	30MHz~1GHz	Oct. 07, 2019	Oct. 06, 2020	Radiation (03CH05-CB)
RF Cable-high	Woken	RG402	High Cable-28	1GHz~18GHz	Oct. 07, 2019	Oct. 06, 2020	Radiation (03CH05-CB)
RF Cable-high	Woken	RG402	High Cable-04+28	1GHz~18GHz	Feb. 01, 2020	Jan. 31, 2021	Radiation (03CH05-CB)
RF Cable-high	Woken	RG402	High Cable-40G#1	18GHz ~ 40 GHz	Jul. 24, 2019	Jul. 23, 2020	Radiation (03CH05-CB)
RF Cable-high	Woken	RG402	High Cable-40G#2	18GHz ~ 40 GHz	Jul. 24, 2019	Jul. 23, 2020	Radiation (03CH05-CB)
Spectrum analyzer	R&S	FSV40	101028	9kHz~40GHz	Nov. 01, 2019	Oct. 31, 2020	Conducted (TH03-CB)
Temp. and Humidity Chamber	Gaint Force	GTH-408-40-CP-AR	MAA1410-011	-40~100 degree	Sep. 12, 2019	Sep. 11, 2020	Conducted (TH03-CB)
Power Sensor	Anritsu	MA2411B	1726195	300MHz~40GHz	Aug. 13, 2019	Aug. 12, 2020	Conducted (TH03-CB)
Power Meter	Anritsu	ML2495A	1035008	300MHz~40GHz	Aug. 13, 2019	Aug. 12, 2020	Conducted (TH03-CB)
RF Cable-high	Woken	RG402	High Cable-11	1 GHz ~ 26.5 GHz	Oct. 07, 2019	Oct. 06, 2020	Conducted (TH03-CB)
RF Cable-high	Woken	RG402	High Cable-12	1 GHz ~ 26.5 GHz	Oct. 07, 2019	Oct. 06, 2020	Conducted (TH03-CB)
RF Cable-high	Woken	RG402	High Cable-13	1 GHz ~ 26.5 GHz	Oct. 07, 2019	Oct. 06, 2020	Conducted (TH03-CB)
RF Cable-high	Woken	RG402	High Cable-14	1 GHz ~ 26.5 GHz	Oct. 07, 2019	Oct. 06, 2020	Conducted (TH03-CB)



Instrument	Manufacturer	Model No.	Serial No.	Characteristics	Calibration Date	Calibration Due Date	Remark
RF Cable-high	Woken	RG402	High Cable-15	1 GHz – 26.5 GHz	Oct. 07, 2019	Oct. 06, 2020	Conducted (TH03-CB)
WIDEBAND ADIO COMMUNICATIO N TESTER	R&S	CMW500	141962	-	Sep. 11, 2019	Sep. 10, 2020	Conducted (TH03-CB)

Note: Calibration Interval of instruments listed above is one year.



5 Measurement Uncertainty

Test Items	Uncertainty	Remark
Radiated Emission (30MHz ~ 1,000MHz)	5.6 dB	Confidence levels of 95%
Radiated Emission (1GHz ~ 18GHz)	4.9 dB	Confidence levels of 95%
Radiated Emission (18GHz ~ 40GHz)	4.6 dB	Confidence levels of 95%
Conducted Emission	2.8 dB	Confidence levels of 95%



Summary

Mode	Power (dBm)	Power (W)	EIRP (dBm)	EIRP (W)
Band 48	-	-	-	-
LTE_5MHz_Nss1,QPSK_1TX	21.44	0.139	42.44	17.53881
LTE_5MHz_Nss1,16QAM_1TX	20.52	0.113	41.52	14.19058
LTE_10MHz_Nss1,QPSK_1TX	21.25	0.133	42.25	16.78804
LTE_10MHz_Nss1,16QAM_1TX	20.24	0.106	41.24	13.30454
LTE_15MHz_Nss1,QPSK_1TX	20.88	0.122	41.88	15.41700
LTE_15MHz_Nss1,16QAM_1TX	19.91	0.098	40.91	12.33105
LTE_20MHz_Nss1,QPSK_1TX	21.53	0.142	42.53	17.90606
LTE_20MHz_Nss1,16QAM_1TX	20.53	0.113	41.53	14.22329



Result

Mode	Result	DG (dBi)	Port 1 (dBm)	Power (dBm)	Power (W)	EIRP (dBm)	EIRP (W)	EIRP Lim. (W)
Band 48_LTE_5MHz_Nss1,OPSK_1TX	-	-	-	-	-	-	-	-
3552.5MHz_RB 25,#RB 0	Pass	21.00	21.14	21.14	0.130	42.14	16.368	50.11
3625MHz_RB 25,#RB 0	Pass	21.00	21.18	21.18	0.131	42.18	16.51962	50.11
3697.5MHz_RB 25,#RB 0	Pass	21.00	21.44	21.44	0.139	42.44	17.53881	50.11
Band 48_LTE_5MHz_Nss1,16QAM_1TX	-	-	-	-	-	-	-	-
3552.5MHz_RB 25,#RB 0	Pass	21.00	19.84	19.84	0.096	40.84	12.13389	50.11
3625MHz_RB 25,#RB 0	Pass	21.00	20.23	20.23	0.105	41.23	13.27394	50.11
3697.5MHz_RB 25,#RB 0	Pass	21.00	20.52	20.52	0.113	41.52	14.19058	50.11
Band 48_LTE_10MHz_Nss1,OPSK_1TX	-	-	-	-	-	-	-	-
3555MHz_RB 50,#RB 0	Pass	21.00	20.63	20.63	0.116	41.63	14.55459	50.11
3625MHz_RB 50,#RB 0	Pass	21.00	20.98	20.98	0.125	41.98	15.77611	50.11
3695MHz_RB 50,#RB 0	Pass	21.00	21.25	21.25	0.133	42.25	16.78804	50.11
Band 48_LTE_10MHz_Nss1,16QAM_1TX	-	-	-	-	-	-	-	-
3555MHz_RB 50,#RB 0	Pass	21.00	19.65	19.65	0.092	40.65	11.61449	50.11
3625MHz_RB 50,#RB 0	Pass	21.00	19.97	19.97	0.099	40.97	12.50259	50.11
3695MHz_RB 50,#RB 0	Pass	21.00	20.24	20.24	0.106	41.24	13.30454	50.11
Band 48_LTE_15MHz_Nss1,OPSK_1TX	-	-	-	-	-	-	-	-
3557.5MHz_RB 75,#RB 0	Pass	21.00	20.24	20.24	0.106	41.24	13.30454	50.11
3625MHz_RB 75,#RB 0	Pass	21.00	20.60	20.60	0.115	41.60	14.45440	50.11
3692.5MHz_RB 75,#RB 0	Pass	21.00	20.88	20.88	0.122	41.88	15.41700	50.11
Band 48_LTE_15MHz_Nss1,16QAM_1TX	-	-	-	-	-	-	-	-
3557.5MHz_RB 75,#RB 0	Pass	21.00	19.27	19.27	0.085	40.27	10.64143	50.11
3625MHz_RB 75,#RB 0	Pass	21.00	19.62	19.62	0.092	40.62	11.53453	50.11
3692.5MHz_RB 75,#RB 0	Pass	21.00	19.91	19.91	0.098	40.91	12.33105	50.11
Band 48_LTE_20MHz_Nss1,OPSK_1TX	-	-	-	-	-	-	-	-
3560MHz_RB 100,#RB 0	Pass	21.00	20.81	20.81	0.121	41.81	15.17050	50.11
3625MHz_RB 100,#RB 0	Pass	21.00	21.16	21.16	0.131	42.16	16.44372	50.11
3690MHz_RB 100,#RB 0	Pass	21.00	21.53	21.53	0.142	42.53	17.90606	50.11
Band 48_LTE_20MHz_Nss1,16QAM_1TX	-	-	-	-	-	-	-	-
3560MHz_RB 100,#RB 0	Pass	21.00	19.87	19.87	0.097	40.87	12.21800	50.11
3625MHz_RB 100,#RB 0	Pass	21.00	20.19	20.19	0.104	41.19	13.15225	50.11
3690MHz_RB 100,#RB 0	Pass	21.00	20.53	20.53	0.113	41.53	14.22329	50.11

DG = Directional Gain; Port n = Port n output power



Summary

Mode	Power (dBm/10MHz)	EIRP (dBm/10MHz)
Band 48	-	-
LTE_5MHz_Nss1,QPSK_1TX	19.73	40.73
LTE_5MHz_Nss1,16QAM_1TX	18.80	39.80
LTE_15MHz_Nss1,QPSK_1TX	19.64	40.64
LTE_15MHz_Nss1,16QAM_1TX	18.69	39.69
LTE_20MHz_Nss1,QPSK_1TX	18.85	39.85
LTE_20MHz_Nss1,16QAM_1TX	17.86	38.86



Result

Mode	Result	DG (dBi)	Power (dBm/10MHz)	EIRP (dBm/10MHz)	EIRP Limit (dBm/10MHz)
Band 48_LTE_5MHz_Nss1,QPSK_1TX	-	-	-	-	-
3552.5MHz_RB 25,#RB 0	Pass	21.00	21.14	42.14	47.00
3625MHz_RB 25,#RB 0	Pass	21.00	21.18	42.18	47.00
3697.5MHz_RB 25,#RB 0	Pass	21.00	21.44	42.44	47.00
Band 48_LTE_5MHz_Nss1,16QAM_1TX	-	-	-	-	-
3552.5MHz_RB 25,#RB 0	Pass	21.00	19.84	40.84	47.00
3625MHz_RB 25,#RB 0	Pass	21.00	20.23	41.23	47.00
3697.5MHz_RB 25,#RB 0	Pass	21.00	20.52	41.52	47.00
Band 48_LTE_15MHz_Nss1,QPSK_1TX	-	-	-	-	-
3557.5MHz_RB 75,#RB 0	Pass	21.00	19.12	40.12	47.00
3625MHz_RB 75,#RB 0	Pass	21.00	19.50	40.50	47.00
3692.5MHz_RB 75,#RB 0	Pass	21.00	19.64	40.64	47.00
Band 48_LTE_15MHz_Nss1,16QAM_1TX	-	-	-	-	-
3557.5MHz_RB 75,#RB 0	Pass	21.00	18.13	39.13	47.00
3625MHz_RB 75,#RB 0	Pass	21.00	18.49	39.49	47.00
3692.5MHz_RB 75,#RB 0	Pass	21.00	18.69	39.69	47.00
Band 48_LTE_20MHz_Nss1,QPSK_1TX	-	-	-	-	-
3560MHz_RB 100,#RB 0	Pass	21.00	18.27	39.27	47.00
3625MHz_RB 100,#RB 0	Pass	21.00	18.67	39.67	47.00
3690MHz_RB 100,#RB 0	Pass	21.00	18.85	39.85	47.00
Band 48_LTE_20MHz_Nss1,16QAM_1TX	-	-	-	-	-
3560MHz_RB 100,#RB 0	Pass	21.00	17.29	38.29	47.00
3625MHz_RB 100,#RB 0	Pass	21.00	17.73	38.73	47.00
3690MHz_RB 100,#RB 0	Pass	21.00	17.86	38.86	47.00

DG = Directional Gain;

PD = trace bin-by-bin of each transmits port summing can be performed maximum power density; Port X = Port Xpower density;



Summary

Mode	PD (dBm/MHz)	EIRP PD (dBm/MHz)
Band 48	-	-
LTE_5MHz_Nss1,QPSK_1TX	15.44	36.44
LTE_5MHz_Nss1,16QAM_1TX	14.53	35.53
LTE_10MHz_Nss1,QPSK_1TX	12.36	33.36
LTE_10MHz_Nss1,16QAM_1TX	11.41	32.41
LTE_15MHz_Nss1,QPSK_1TX	10.36	31.36
LTE_15MHz_Nss1,16QAM_1TX	9.40	30.40
LTE_20MHz_Nss1,QPSK_1TX	9.40	30.40
LTE_20MHz_Nss1,16QAM_1TX	8.41	29.41



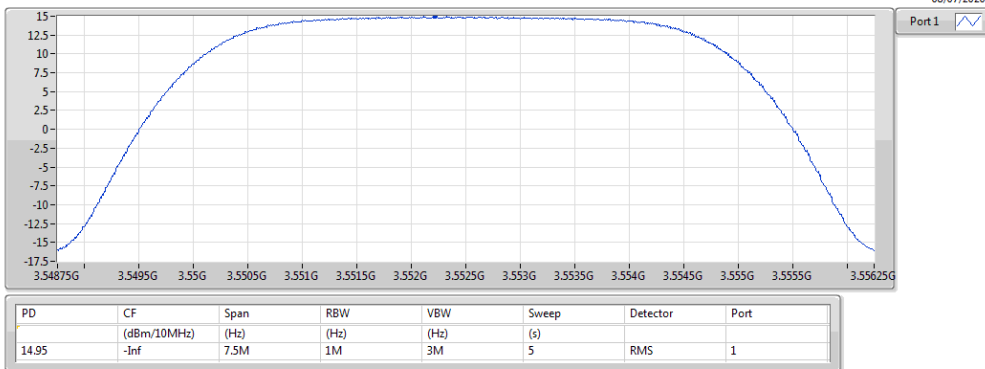
Result

Mode	Result	Port 1 (dBm/MHz)	Sum (dBm/MHz)	PD (dBm/MHz)	EIRP PD (dBm/MHz)	EIRP PD Limit (dBm/MHz)
Band 48_LTE_5MHz_Nss1,QPSK_1TX	-	-	-	-	-	-
3552.5MHz_RB 25,#RB 0	Pass	14.95	14.95	14.95	35.95	37.00
3625MHz_RB 25,#RB 0	Pass	15.35	15.35	15.35	36.35	37.00
3697.5MHz_RB 25,#RB 0	Pass	15.44	15.44	15.44	36.44	37.00
Band 48_LTE_5MHz_Nss1,16QAM_1TX	-	-	-	-	-	-
3552.5MHz_RB 25,#RB 0	Pass	13.97	13.97	13.97	34.97	37.00
3625MHz_RB 25,#RB 0	Pass	14.42	14.42	14.42	35.42	37.00
3697.5MHz_RB 25,#RB 0	Pass	14.53	14.53	14.53	35.53	37.00
Band 48_LTE_10MHz_Nss1,QPSK_1TX	-	-	-	-	-	-
3555MHz_RB 50,#RB 0	Pass	11.89	11.89	11.89	32.89	37.00
3625MHz_RB 50,#RB 0	Pass	12.24	12.24	12.24	33.24	37.00
3695MHz_RB 50,#RB 0	Pass	12.36	12.36	12.36	33.36	37.00
Band 48_LTE_10MHz_Nss1,16QAM_1TX	-	-	-	-	-	-
3555MHz_RB 50,#RB 0	Pass	10.89	10.89	10.89	31.89	37.00
3625MHz_RB 50,#RB 0	Pass	11.21	11.21	11.21	32.21	37.00
3695MHz_RB 50,#RB 0	Pass	11.41	11.41	11.41	32.41	37.00
Band 48_LTE_15MHz_Nss1,QPSK_1TX	-	-	-	-	-	-
3557.5MHz_RB 75,#RB 0	Pass	9.92	9.92	9.92	30.92	37.00
3625MHz_RB 75,#RB 0	Pass	10.24	10.24	10.24	31.24	37.00
3692.5MHz_RB 75,#RB 0	Pass	10.36	10.36	10.36	31.36	37.00
Band 48_LTE_15MHz_Nss1,16QAM_1TX	-	-	-	-	-	-
3557.5MHz_RB 75,#RB 0	Pass	8.86	8.86	8.86	29.86	37.00
3625MHz_RB 75,#RB 0	Pass	9.25	9.25	9.25	30.25	37.00
3692.5MHz_RB 75,#RB 0	Pass	9.40	9.40	9.40	30.40	37.00
Band 48_LTE_20MHz_Nss1,QPSK_1TX	-	-	-	-	-	-
3560MHz_RB 100,#RB 0	Pass	8.84	8.84	8.84	29.84	37.00
3625MHz_RB 100,#RB 0	Pass	9.23	9.23	9.23	30.23	37.00
3690MHz_RB 100,#RB 0	Pass	9.40	9.40	9.40	30.40	37.00
Band 48_LTE_20MHz_Nss1,16QAM_1TX	-	-	-	-	-	-
3560MHz_RB 100,#RB 0	Pass	7.83	7.83	7.83	28.83	37.00
3625MHz_RB 100,#RB 0	Pass	8.29	8.29	8.29	29.29	37.00
3690MHz_RB 100,#RB 0	Pass	8.41	8.41	8.41	29.41	37.00

DG = Directional Gain;
 PD = trace bin-by-bin of each transmits port summing can be performed maximum power density; Port X = Port Xpower density;

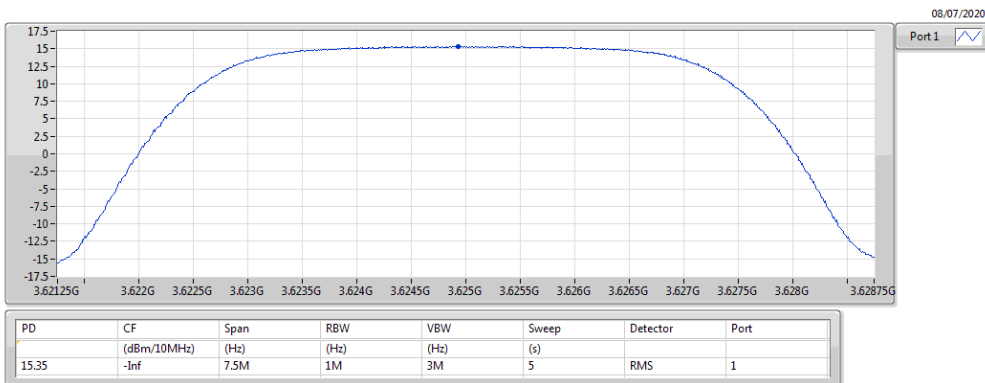
Band 48_LTE_5MHz_Nss1,QPSK_1TX
3552.5MHz_QPSK_RB 25,#RB 0

PSD



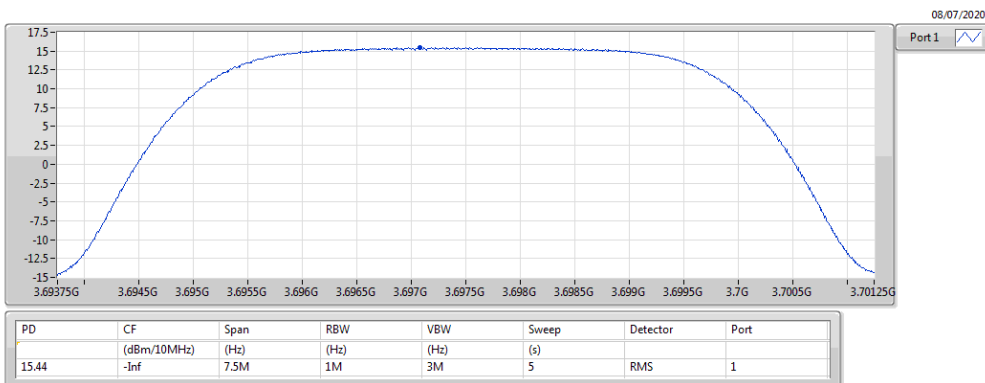
Band 48_LTE_5MHz_Nss1,QPSK_1TX
3625MHz_QPSK_RB 25,#RB 0

PSD



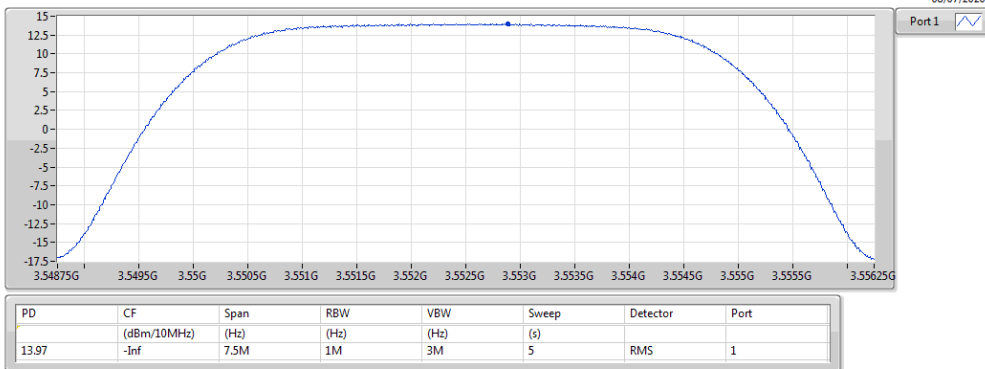
Band 48_LTE_5MHz_Nss1,QPSK_1TX
3697.5MHz_QPSK_RB 25,#RB 0

PSD



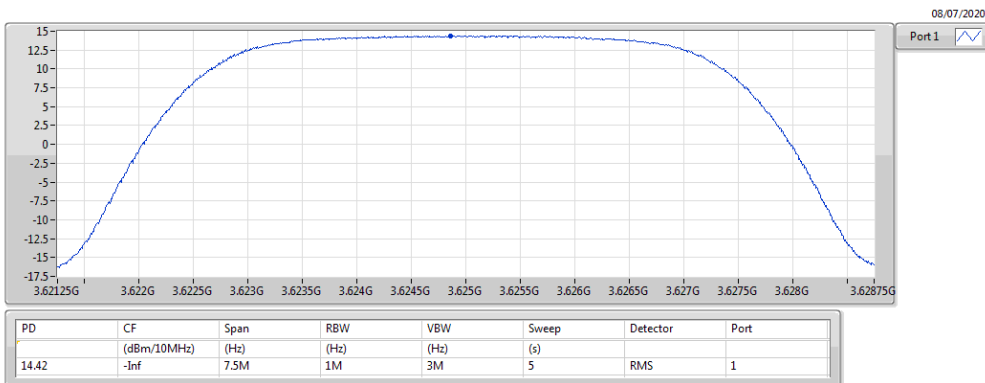
Band 48 LTE_5MHz_Nss1,16QAM_1TX
3552.5MHz_16QAM_RB 25,#RB 0

PSD



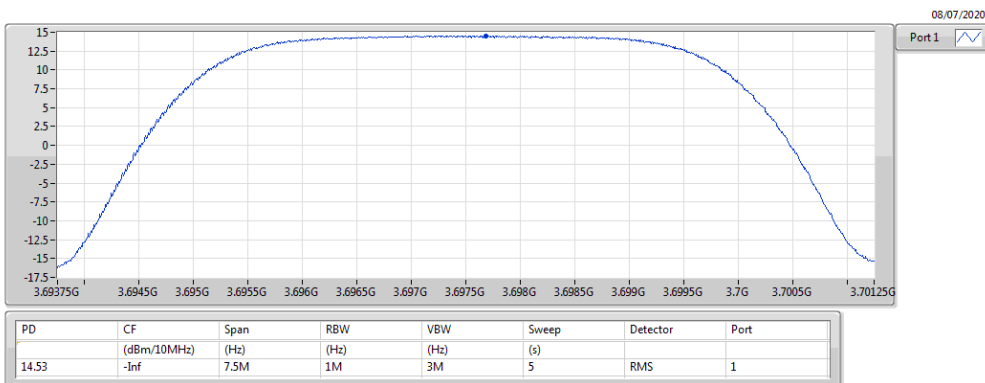
Band 48 LTE_5MHz_Nss1,16QAM_1TX
3625MHz_16QAM_RB 25,#RB 0

PSD



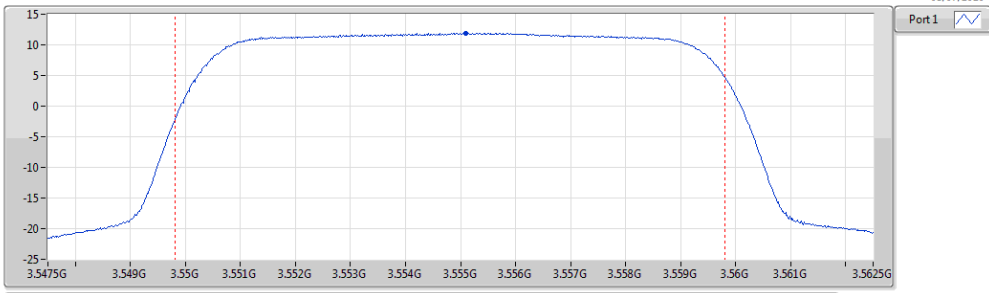
Band 48 LTE_5MHz_Nss1,16QAM_1TX
3697.5MHz_16QAM_RB 25,#RB 0

PSD



Band 48 LTE_10MHz_Nss1,QPSK_1TX
3555MHz_QPSK_RB 50,#RB 0

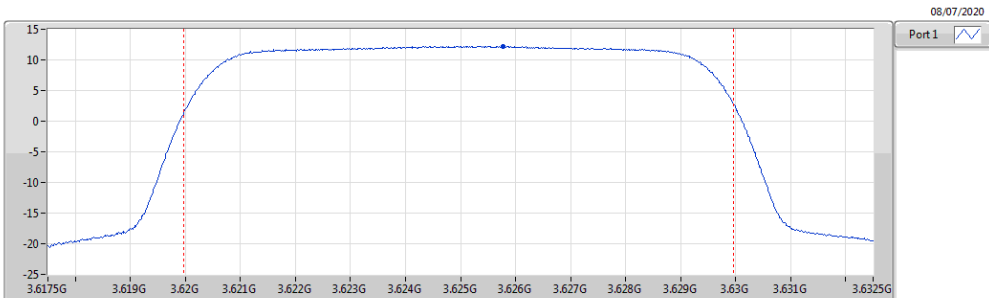
PSD



PD	CF	Span	RBW	VBW	Sweep	Detector	Port
	(dBm/10MHz)	(Hz)	(Hz)	(Hz)	(s)		
11.89	20.64	15M	1M	3M	5	RMS	1

Band 48 LTE_10MHz_Nss1,QPSK_1TX
3625MHz_QPSK_RB 50,#RB 0

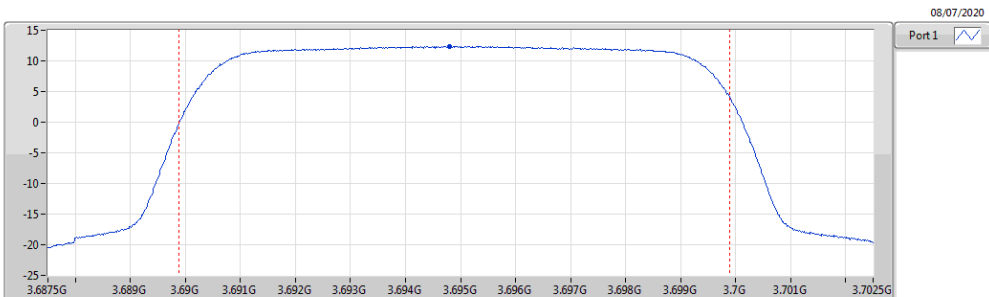
PSD



PD	CF	Span	RBW	VBW	Sweep	Detector	Port
	(dBm/10MHz)	(Hz)	(Hz)	(Hz)	(s)		
12.24	21.04	15M	1M	3M	5	RMS	1

Band 48 LTE_10MHz_Nss1,QPSK_1TX
3695MHz_QPSK_RB 50,#RB 0

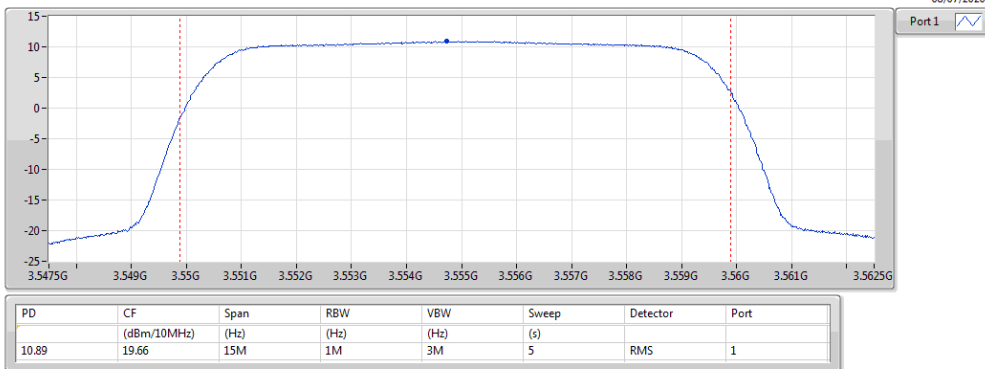
PSD



PD	CF	Span	RBW	VBW	Sweep	Detector	Port
	(dBm/10MHz)	(Hz)	(Hz)	(Hz)	(s)		
12.36	21.18	15M	1M	3M	5	RMS	1

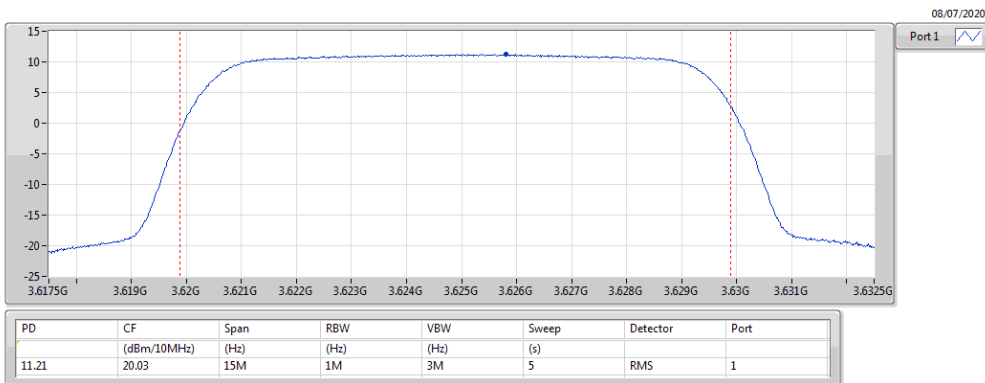
Band 48_LTE_10MHz_Nss1,16QAM_1TX
3555MHz_16QAM_RB 50,#RB 0

PSD



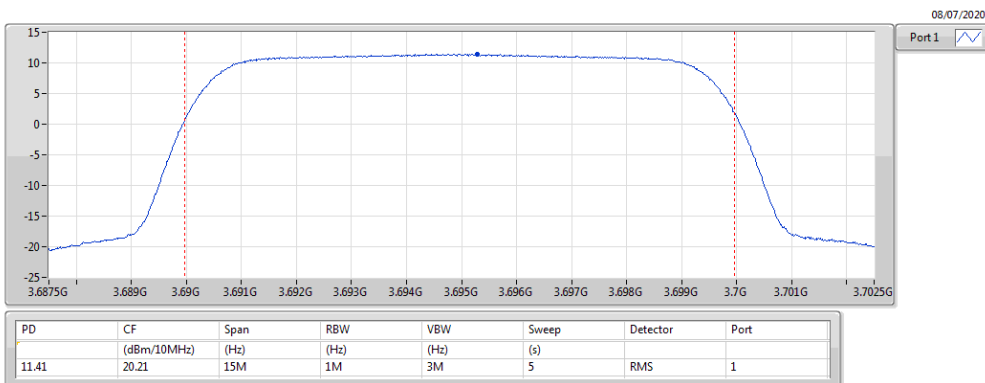
Band 48_LTE_10MHz_Nss1,16QAM_1TX
3625MHz_16QAM_RB 50,#RB 0

PSD



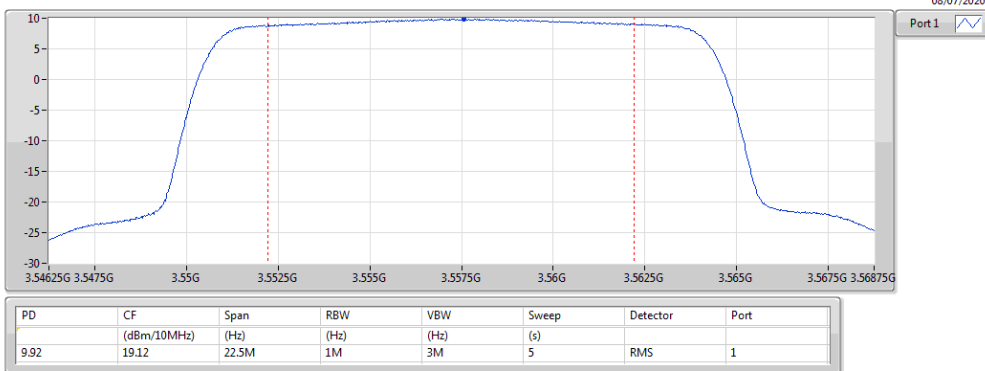
Band 48_LTE_10MHz_Nss1,16QAM_1TX
3695MHz_16QAM_RB 50,#RB 0

PSD



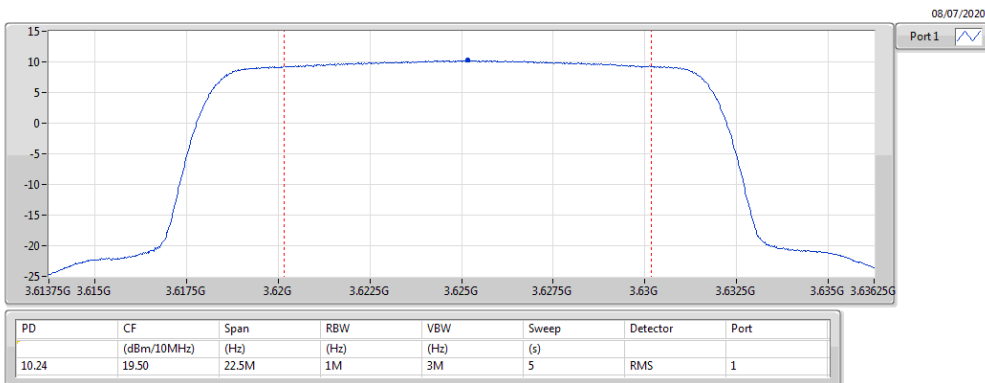
Band 48_LTE_15MHz_Nss1,QPSK_1TX
3557.5MHz_QPSK_RB 75,#RB 0

PSD



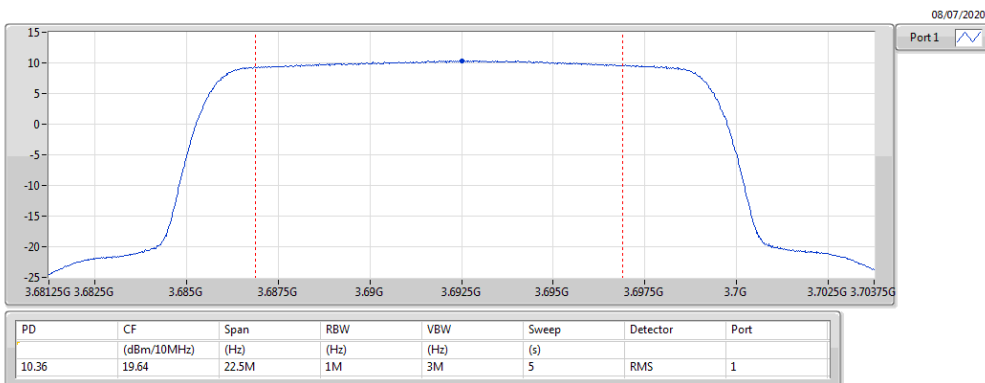
Band 48_LTE_15MHz_Nss1,QPSK_1TX
3625MHz_QPSK_RB 75,#RB 0

PSD



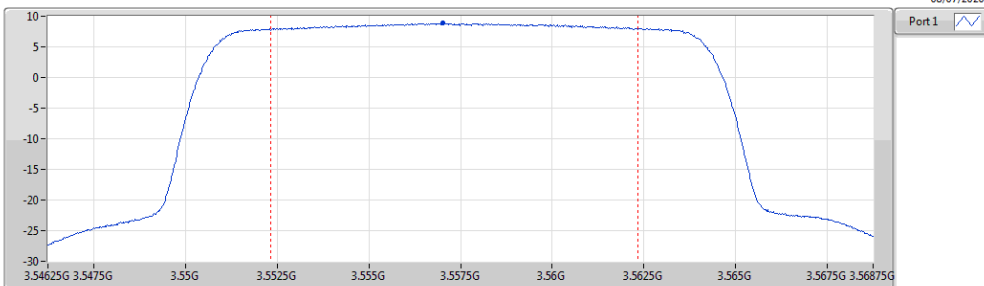
Band 48_LTE_15MHz_Nss1,QPSK_1TX
3692.5MHz_QPSK_RB 75,#RB 0

PSD



Band 48_LTE_15MHz_Nss1,16QAM_1TX
3557.5MHz_16QAM_RB 75,#RB 0

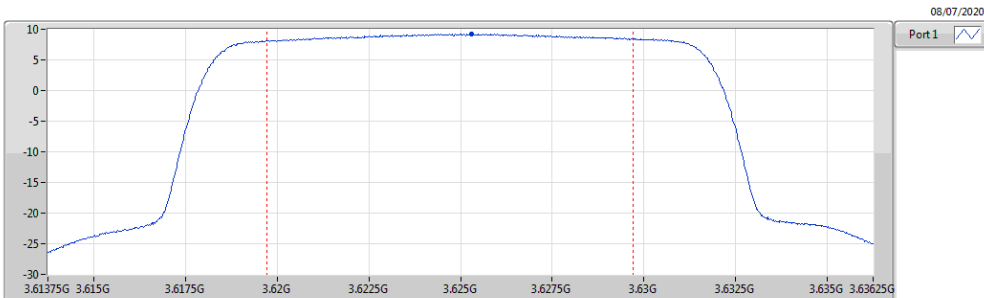
PSD



PD	CF	Span	RBW	VBW	Sweep	Detector	Port
	(dBm/10MHz)	(Hz)	(Hz)	(Hz)	(s)		
8.86	18.13	22.5M	1M	3M	5	RMS	1

Band 48_LTE_15MHz_Nss1,16QAM_1TX
3625MHz_16QAM_RB 75,#RB 0

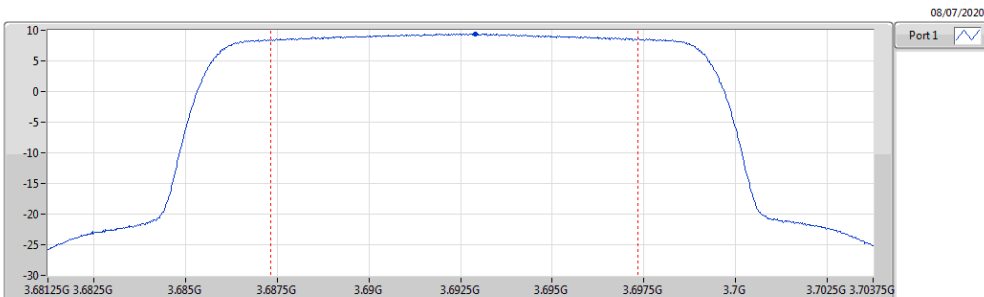
PSD



PD	CF	Span	RBW	VBW	Sweep	Detector	Port
	(dBm/10MHz)	(Hz)	(Hz)	(Hz)	(s)		
9.25	18.49	22.5M	1M	3M	5	RMS	1

Band 48_LTE_15MHz_Nss1,16QAM_1TX
3692.5MHz_16QAM_RB 75,#RB 0

PSD



PD	CF	Span	RBW	VBW	Sweep	Detector	Port
	(dBm/10MHz)	(Hz)	(Hz)	(Hz)	(s)		
9.40	18.69	22.5M	1M	3M	5	RMS	1

Band 48_LTE_20MHz_Nss1,QPSK_1TX
3560MHz_QPSK_RB 100,#RB 0

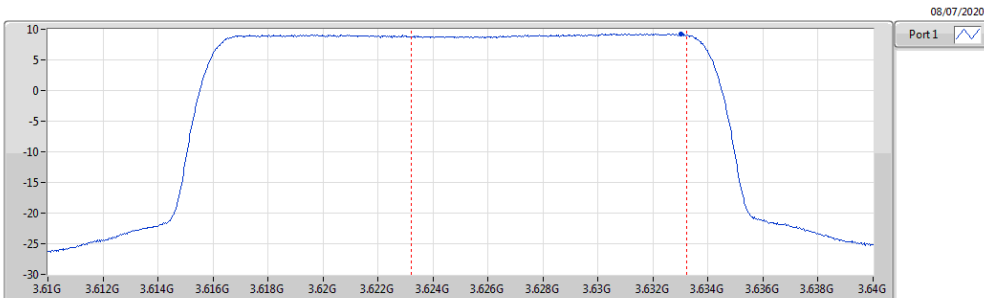
PSD



PD	CF	Span	RBW	VBW	Sweep	Detector	Port
	(dBm/10MHz)	(Hz)	(Hz)	(Hz)	(s)		
8.84	18.27	30M	1M	3M	5	RMS	1

Band 48_LTE_20MHz_Nss1,QPSK_1TX
3625MHz_QPSK_RB 100,#RB 0

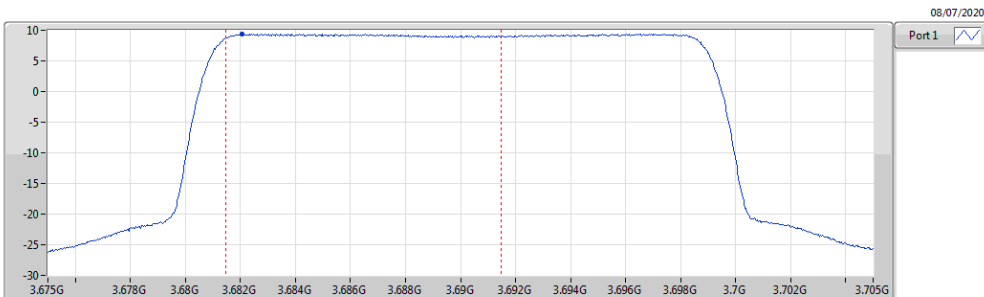
PSD



PD	CF	Span	RBW	VBW	Sweep	Detector	Port
	(dBm/10MHz)	(Hz)	(Hz)	(Hz)	(s)		
9.23	18.67	30M	1M	3M	5	RMS	1

Band 48_LTE_20MHz_Nss1,QPSK_1TX
3690MHz_QPSK_RB 100,#RB 0

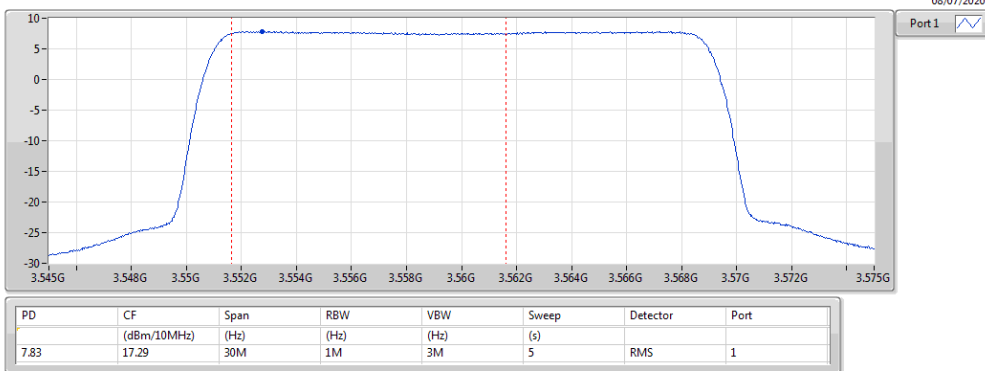
PSD



PD	CF	Span	RBW	VBW	Sweep	Detector	Port
	(dBm/10MHz)	(Hz)	(Hz)	(Hz)	(s)		
9.40	18.85	30M	1M	3M	5	RMS	1

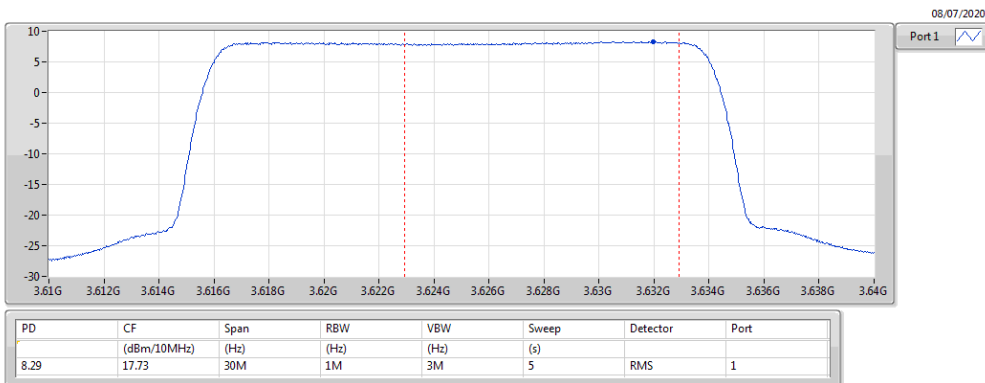
Band 48_LTE_20MHz_Nss1,16QAM_1TX
3560MHz_16QAM_RB 100,#RB 0

PSD



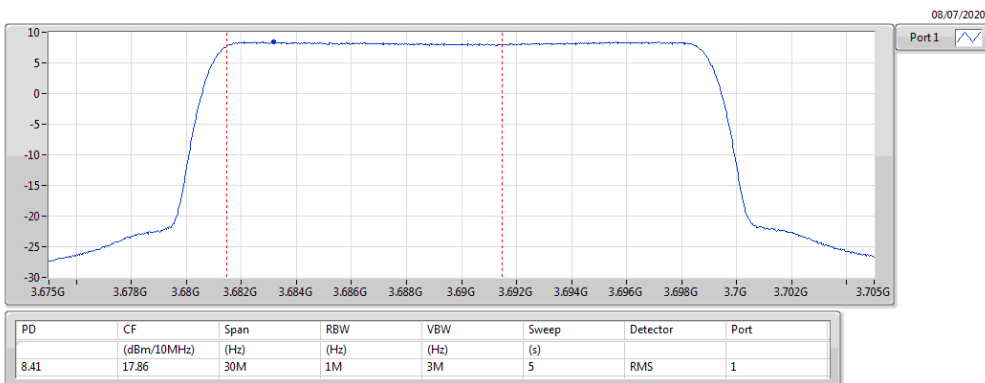
Band 48_LTE_20MHz_Nss1,16QAM_1TX
3625MHz_16QAM_RB 100,#RB 0

PSD



Band 48_LTE_20MHz_Nss1,16QAM_1TX
3690MHz_16QAM_RB 100,#RB 0

PSD





Summary

Mode	Result	Freq (MHz)	Limit (dB)	0.1%	Port
Band 48	-	-	-	-	-
LTE_5MHz_Nss1,QPSK_1TX	Pass	3552.5	13.00	7.24	1
LTE_5MHz_Nss1,16QAM_1TX	Pass	3552.5	13.00	7.95	1
LTE_10MHz_Nss1,QPSK_1TX	Pass	3555	13.00	7.16	1
LTE_10MHz_Nss1,16QAM_1TX	Pass	3555	13.00	7.83	1
LTE_15MHz_Nss1,QPSK_1TX	Pass	3557.5	13.00	7.79	1
LTE_15MHz_Nss1,16QAM_1TX	Pass	3692.5	13.00	7.75	1
LTE_20MHz_Nss1,QPSK_1TX	Pass	3560	13.00	7.31	1
LTE_20MHz_Nss1,16QAM_1TX	Pass	3690	13.00	7.92	1

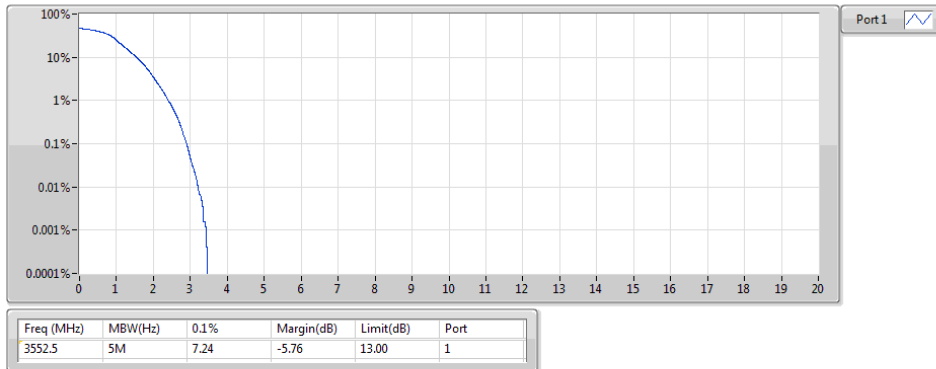


Result

Mode	Result	Freq (MHz)	Limit (dB)	0.1%	Port
Band 48_LTE_5MHz_Nss1,QPSK_1TX	-	-	-	-	-
3552.5MHz_RB 25,#RB 0	Pass	3552.5	13.00	7.24	1
3625MHz_RB 25,#RB 0	Pass	3625	13.00	7.20	1
3697.5MHz_RB 25,#RB 0	Pass	3697.5	13.00	7.22	1
Band 48_LTE_5MHz_Nss1,16QAM_1TX	-	-	-	-	-
3552.5MHz_RB 25,#RB 0	Pass	3552.5	13.00	7.95	1
3625MHz_RB 25,#RB 0	Pass	3625	13.00	7.92	1
3697.5MHz_RB 25,#RB 0	Pass	3697.5	13.00	7.90	1
Band 48_LTE_10MHz_Nss1,QPSK_1TX	-	-	-	-	-
3555MHz_RB 50,#RB 0	Pass	3555	13.00	7.16	1
3625MHz_RB 50,#RB 0	Pass	3625	13.00	7.13	1
3695MHz_RB 50,#RB 0	Pass	3695	13.00	7.13	1
Band 48_LTE_10MHz_Nss1,16QAM_1TX	-	-	-	-	-
3555MHz_RB 50,#RB 0	Pass	3555	13.00	7.83	1
3625MHz_RB 50,#RB 0	Pass	3625	13.00	7.76	1
3695MHz_RB 50,#RB 0	Pass	3695	13.00	7.82	1
Band 48_LTE_15MHz_Nss1,QPSK_1TX	-	-	-	-	-
3557.5MHz_RB 75,#RB 0	Pass	3557.5	13.00	7.79	1
3625MHz_RB 75,#RB 0	Pass	3625	13.00	7.75	1
3692.5MHz_RB 75,#RB 0	Pass	3692.5	13.00	7.13	1
Band 48_LTE_15MHz_Nss1,16QAM_1TX	-	-	-	-	-
3557.5MHz_RB 75,#RB 0	Pass	3557.5	13.00	7.65	1
3625MHz_RB 75,#RB 0	Pass	3625	13.00	7.69	1
3692.5MHz_RB 75,#RB 0	Pass	3692.5	13.00	7.75	1
Band 48_LTE_20MHz_Nss1,QPSK_1TX	-	-	-	-	-
3560MHz_RB 100,#RB 0	Pass	3560	13.00	7.31	1
3625MHz_RB 100,#RB 0	Pass	3625	13.00	7.19	1
3690MHz_RB 100,#RB 0	Pass	3690	13.00	7.28	1
Band 48_LTE_20MHz_Nss1,16QAM_1TX	-	-	-	-	-
3560MHz_RB 100,#RB 0	Pass	3560	13.00	7.87	1
3625MHz_RB 100,#RB 0	Pass	3625	13.00	7.83	1
3690MHz_RB 100,#RB 0	Pass	3690	13.00	7.92	1

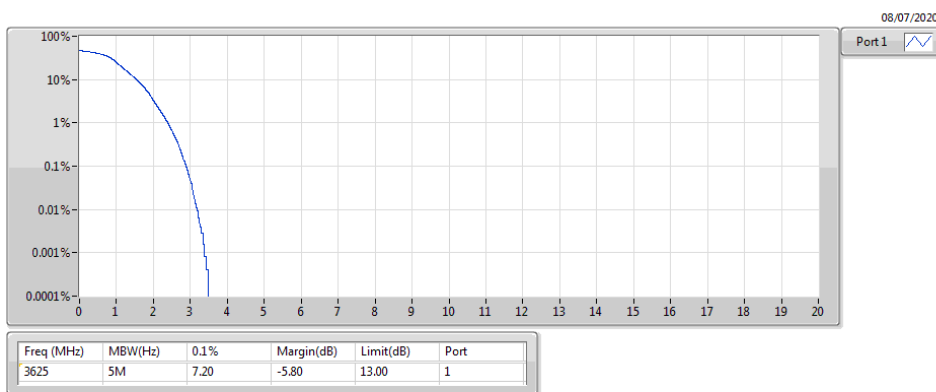
Band 48_LTE_5MHz_Nss1,QPSK_1TX
3552.5MHz_QPSK_RB 25,#RB 0

PAR



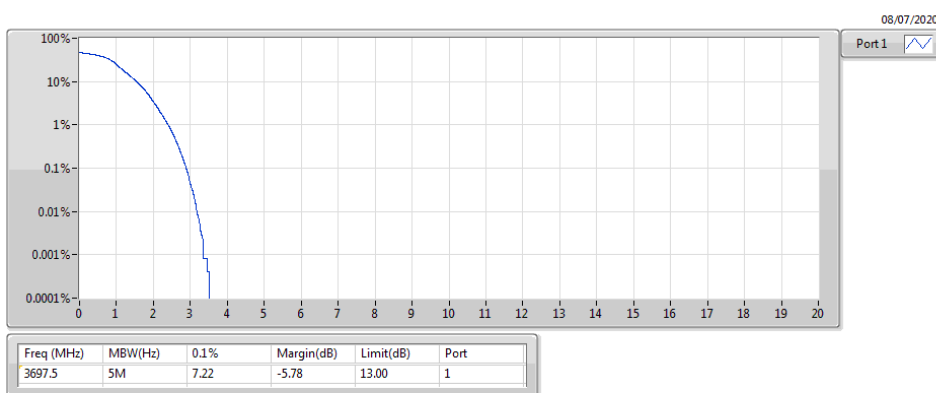
Band 48_LTE_5MHz_Nss1,QPSK_1TX
3625MHz_QPSK_RB 25,#RB 0

PAR



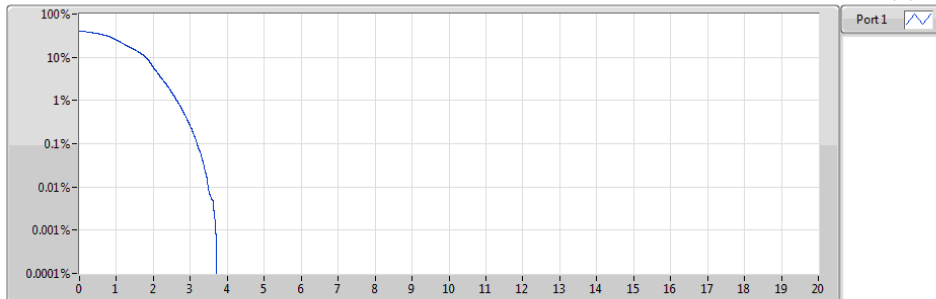
Band 48_LTE_5MHz_Nss1,QPSK_1TX
3697.5MHz_QPSK_RB 25,#RB 0

PAR



Band 48_LTE_5MHz_Nss1,16QAM_1TX
3552.5MHz_16QAM_RB 25,#RB 0

PAR



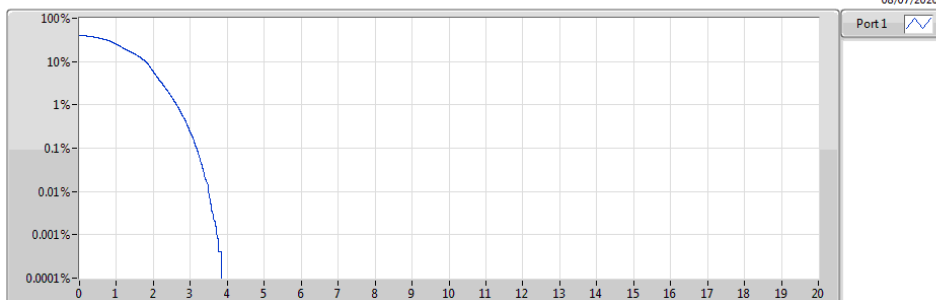
08/07/2020

Port 1 

Freq (MHz)	MBW(Hz)	0.1%	Margin(dB)	Limit(dB)	Port
3552.5	5M	7.95	-5.05	13.00	1

Band 48_LTE_5MHz_Nss1,16QAM_1TX
3625MHz_16QAM_RB 25,#RB 0

PAR



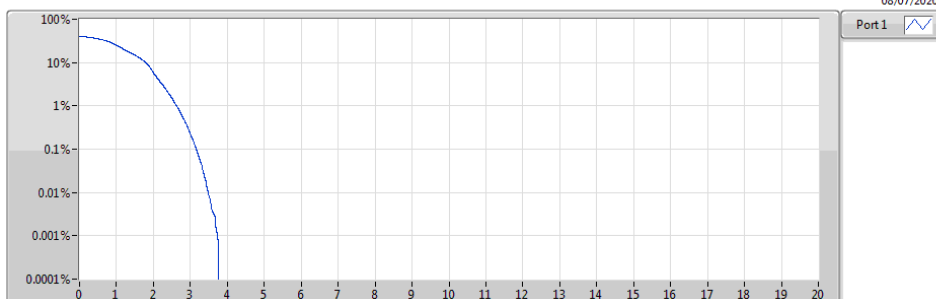
08/07/2020

Port 1 

Freq (MHz)	MBW(Hz)	0.1%	Margin(dB)	Limit(dB)	Port
3625	5M	7.92	-5.08	13.00	1

Band 48_LTE_5MHz_Nss1,16QAM_1TX
3697.5MHz_16QAM_RB 25,#RB 0

PAR



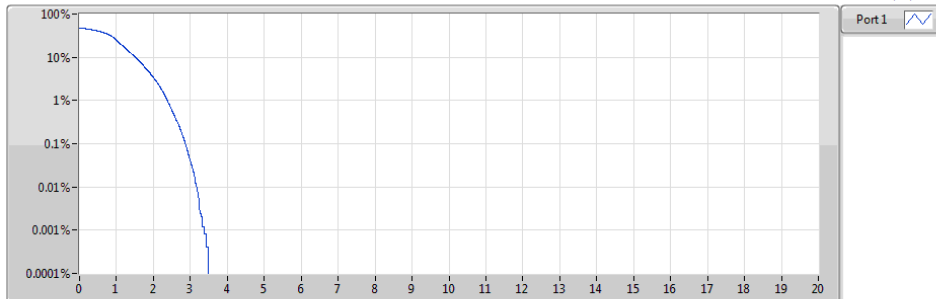
08/07/2020

Port 1 

Freq (MHz)	MBW(Hz)	0.1%	Margin(dB)	Limit(dB)	Port
3697.5	5M	7.90	-5.10	13.00	1

Band 48_LTE_10MHz_Nss1,QPSK_1TX
3555MHz_QPSK_RB 50,#RB 0

PAR



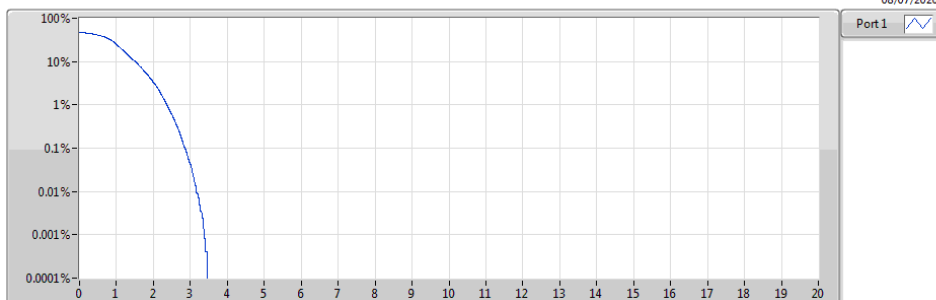
08/07/2020

Port 1 

Freq (MHz)	MBW(Hz)	0.1%	Margin(dB)	Limit(dB)	Port
3555	10M	7.16	-5.84	13.00	1

Band 48_LTE_10MHz_Nss1,QPSK_1TX
3625MHz_QPSK_RB 50,#RB 0

PAR



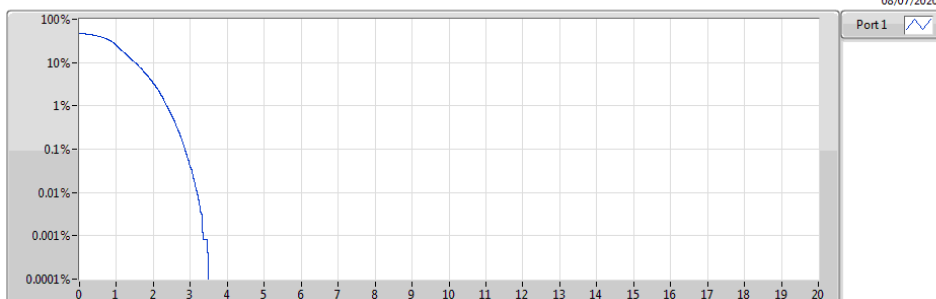
08/07/2020

Port 1 

Freq (MHz)	MBW(Hz)	0.1%	Margin(dB)	Limit(dB)	Port
3625	10M	7.13	-5.87	13.00	1

Band 48_LTE_10MHz_Nss1,QPSK_1TX
3695MHz_QPSK_RB 50,#RB 0

PAR



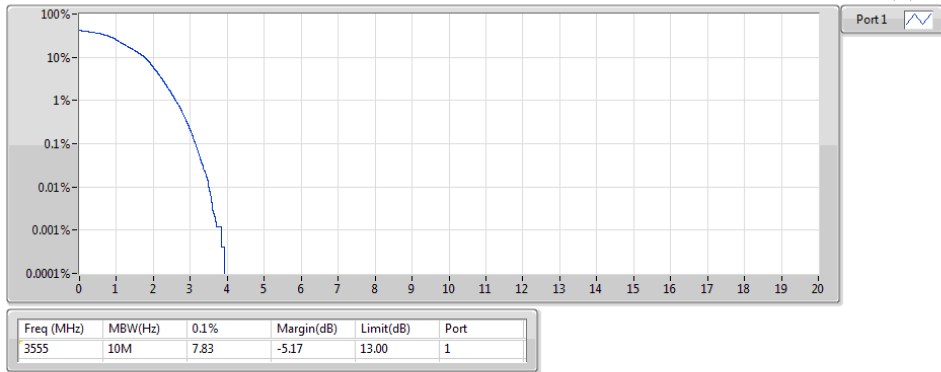
08/07/2020

Port 1 

Freq (MHz)	MBW(Hz)	0.1%	Margin(dB)	Limit(dB)	Port
3695	10M	7.13	-5.87	13.00	1

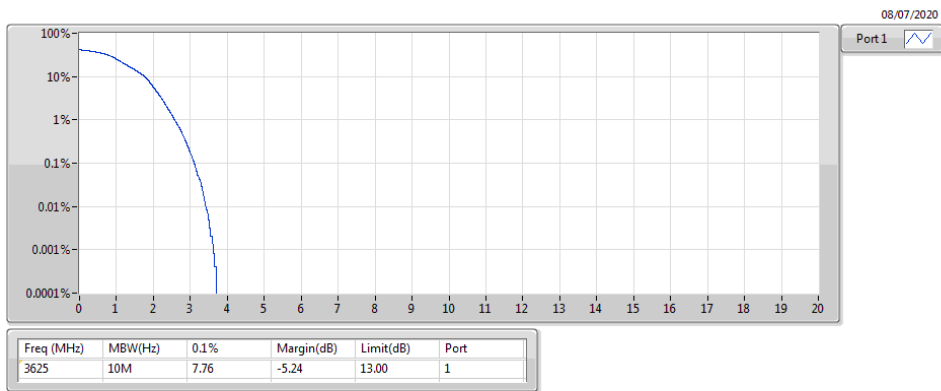
Band 48_LTE_10MHz_Nss1,16QAM_1TX
3555MHz_16QAM_RB 50,#RB 0

PAR



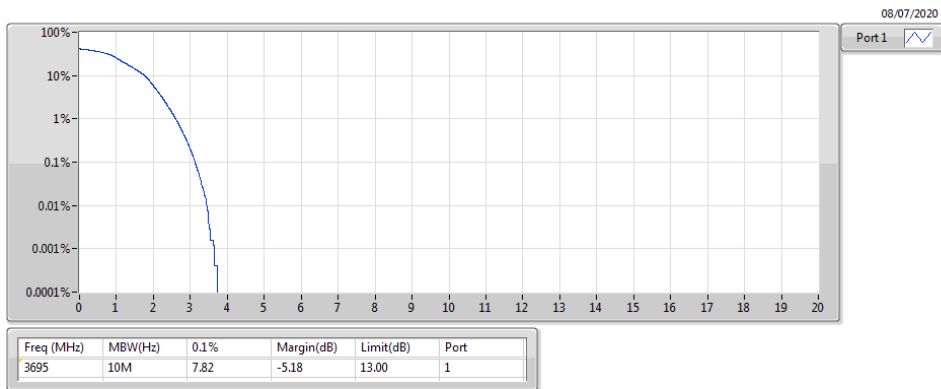
Band 48_LTE_10MHz_Nss1,16QAM_1TX
3625MHz_16QAM_RB 50,#RB 0

PAR



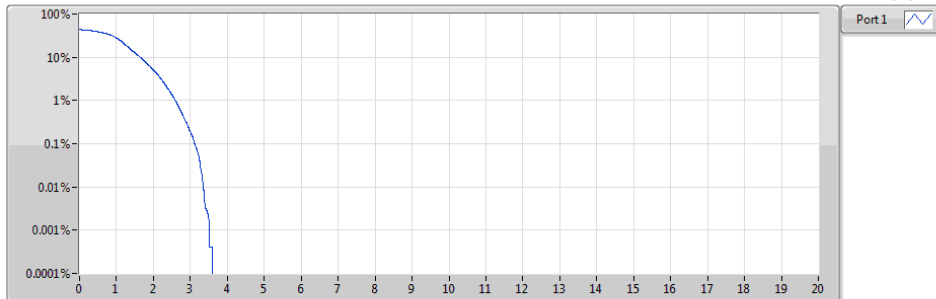
Band 48_LTE_10MHz_Nss1,16QAM_1TX
3695MHz_16QAM_RB 50,#RB 0

PAR



Band 48_LTE_15MHz_Nss1,QPSK_1TX
3557.5MHz_QPSK_RB 75,#RB 0

PAR



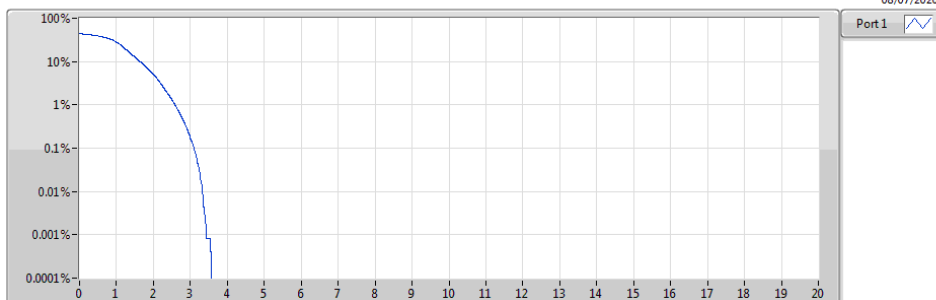
08/07/2020

Port 1 

Freq (MHz)	MBW(Hz)	0.1%	Margin(dB)	Limit(dB)	Port
3557.5	15M	7.79	-5.21	13.00	1

Band 48_LTE_15MHz_Nss1,QPSK_1TX
3625MHz_QPSK_RB 75,#RB 0

PAR



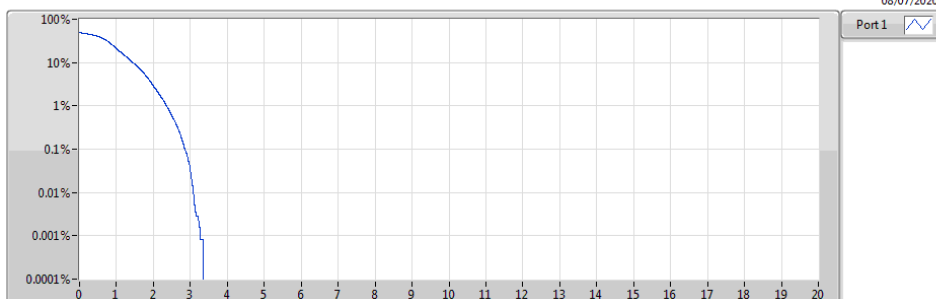
08/07/2020

Port 1 

Freq (MHz)	MBW(Hz)	0.1%	Margin(dB)	Limit(dB)	Port
3625	15M	7.75	-5.25	13.00	1

Band 48_LTE_15MHz_Nss1,QPSK_1TX
3692.5MHz_QPSK_RB 75,#RB 0

PAR



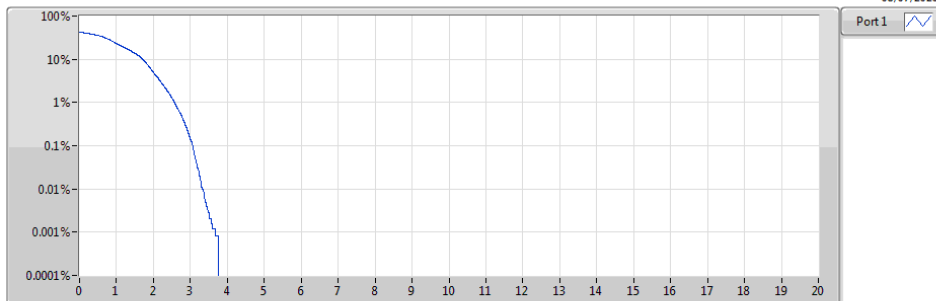
08/07/2020

Port 1 

Freq (MHz)	MBW(Hz)	0.1%	Margin(dB)	Limit(dB)	Port
3692.5	15M	7.13	-5.87	13.00	1

Band 48_LTE_15MHz_Nss1,16QAM_1TX
3557.5MHz_16QAM_RB 75,#RB 0

PAR



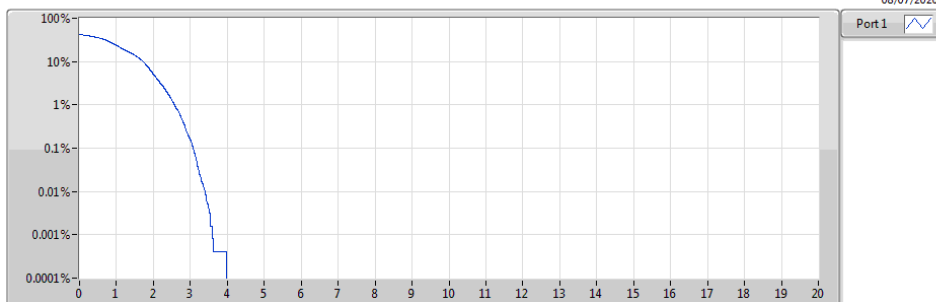
08/07/2020

Port 1 

Freq (MHz)	MBW(Hz)	0.1%	Margin(dB)	Limit(dB)	Port
3557.5	15M	7.65	-5.35	13.00	1

Band 48_LTE_15MHz_Nss1,16QAM_1TX
3625MHz_16QAM_RB 75,#RB 0

PAR



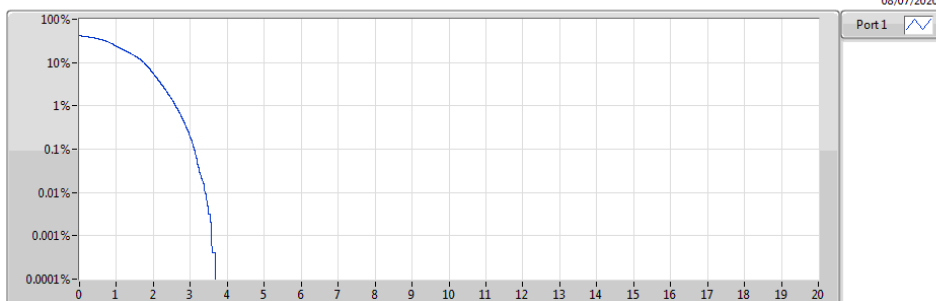
08/07/2020

Port 1 

Freq (MHz)	MBW(Hz)	0.1%	Margin(dB)	Limit(dB)	Port
3625	15M	7.69	-5.31	13.00	1

Band 48_LTE_15MHz_Nss1,16QAM_1TX
3692.5MHz_16QAM_RB 75,#RB 0

PAR



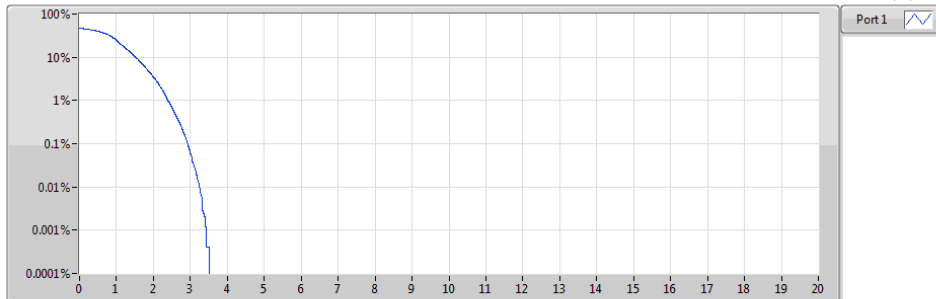
08/07/2020

Port 1 

Freq (MHz)	MBW(Hz)	0.1%	Margin(dB)	Limit(dB)	Port
3692.5	15M	7.75	-5.25	13.00	1

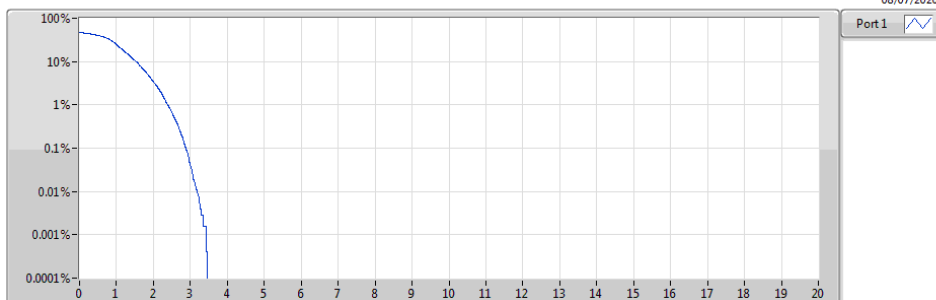
Band 48_LTE_20MHz_Nss1,QPSK_1TX
3560MHz_QPSK_RB 100,#RB 0

PAR



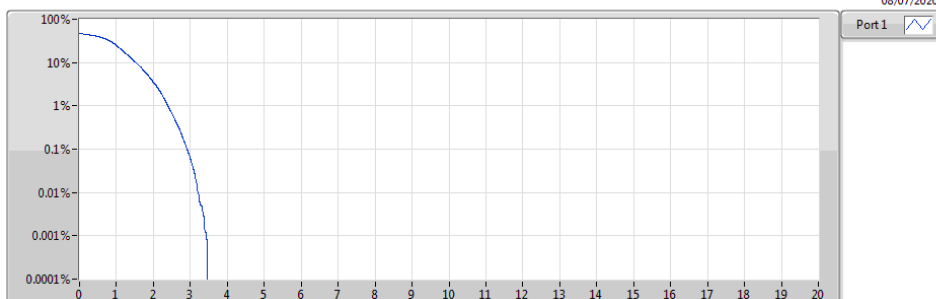
Band 48_LTE_20MHz_Nss1,QPSK_1TX
3625MHz_QPSK_RB 100,#RB 0

PAR



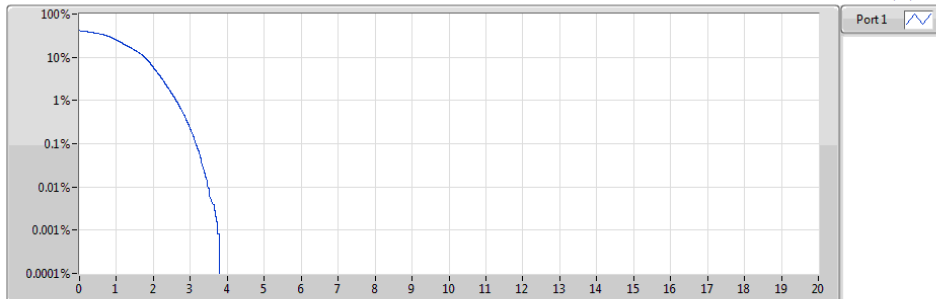
Band 48_LTE_20MHz_Nss1,QPSK_1TX
3690MHz_QPSK_RB 100,#RB 0

PAR



Band 48_LTE_20MHz_Nss1,16QAM_1TX
3560MHz_16QAM_RB 100,#RB 0

PAR



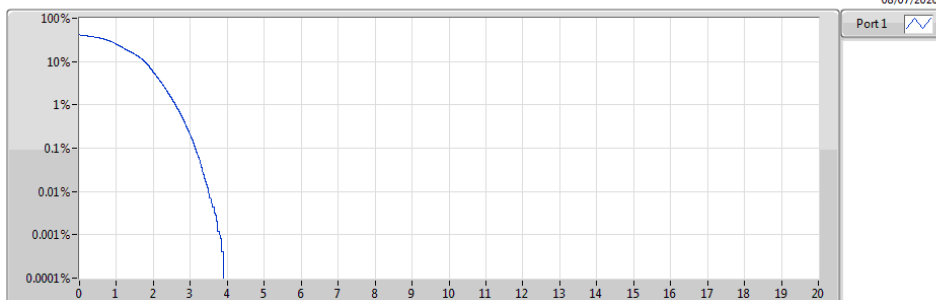
08/07/2020

Port 1 

Freq (MHz)	MBW(Hz)	0.1%	Margin(dB)	Limit(dB)	Port
3560	20M	7.87	-5.12	13.00	1

Band 48_LTE_20MHz_Nss1,16QAM_1TX
3625MHz_16QAM_RB 100,#RB 0

PAR



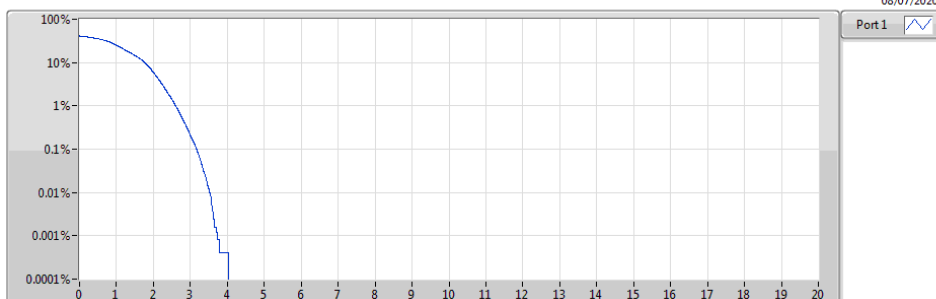
08/07/2020

Port 1 

Freq (MHz)	MBW(Hz)	0.1%	Margin(dB)	Limit(dB)	Port
3625	20M	7.83	-5.17	13.00	1

Band 48_LTE_20MHz_Nss1,16QAM_1TX
3690MHz_16QAM_RB 100,#RB 0

PAR



08/07/2020

Port 1 

Freq (MHz)	MBW(Hz)	0.1%	Margin(dB)	Limit(dB)	Port
3690	20M	7.92	-5.08	13.00	1

Summary

Mode	Max-OBW (Hz)	Max-	ITU-Code	Min-OBW (Hz)	Min-
Band 48	-	-	-	-	-
LTE_5MHz_Nss1,QPSK_1TX	4.486M	Inf	4M49G7D	4.469M	Inf
LTE_5MHz_Nss1,16QAM_1TX	4.476M	Inf	4M48W7D	4.471M	Inf
LTE_10MHz_Nss1,QPSK_1TX	8.941M	Inf	8M94G7D	8.935M	Inf
LTE_10MHz_Nss1,16QAM_1TX	8.988M	Inf	8M99W7D	8.931M	Inf
LTE_15MHz_Nss1,QPSK_1TX	13.43M	Inf	13M4G7D	13.385M	Inf
LTE_15MHz_Nss1,16QAM_1TX	13.429M	Inf	13M4W7D	13.366M	Inf
LTE_20MHz_Nss1,QPSK_1TX	17.916M	Inf	17M9G7D	17.887M	Inf
LTE_20MHz_Nss1,16QAM_1TX	17.903M	Inf	17M9W7D	17.882M	Inf

Max-N dB = Maximum 26dB down bandwidth; **Max-OBW** = Maximum 99% occupied bandwidth;

Min-N dB = Minimum 26dB down bandwidth; **Min-OBW** = Minimum 99% occupied bandwidth;

Result


Mode	Result	Port 1-NdB (Hz)	Port 1-OBW (Hz)	Limit (Hz)
Band 48_LTE_5MHz_Nss1,QPSK_1TX	-	-	-	-
3552.5MHz_RB 25,#RB 0	Pass	5.394M	4.481M	Inf
3625MHz_RB 25,#RB 0	Pass	5.569M	4.486M	Inf
3697.5MHz_RB 25,#RB 0	Pass	5.388M	4.469M	Inf
Band 48_LTE_5MHz_Nss1,16QAM_1TX	-	-	-	-
3552.5MHz_RB 25,#RB 0	Pass	5.269M	4.471M	Inf
3625MHz_RB 25,#RB 0	Pass	5.531M	4.476M	Inf
3697.5MHz_RB 25,#RB 0	Pass	5.194M	4.471M	Inf
Band 48_LTE_10MHz_Nss1,QPSK_1TX	-	-	-	-
3555MHz_RB 50,#RB 0	Pass	10.513M	8.941M	Inf
3625MHz_RB 50,#RB 0	Pass	10.025M	8.935M	Inf
3695MHz_RB 50,#RB 0	Pass	10.363M	8.936M	Inf
Band 48_LTE_10MHz_Nss1,16QAM_1TX	-	-	-	-
3555MHz_RB 50,#RB 0	Pass	10.438M	8.931M	Inf
3625MHz_RB 50,#RB 0	Pass	10.613M	8.95M	Inf
3695MHz_RB 50,#RB 0	Pass	10.25M	8.988M	Inf
Band 48_LTE_15MHz_Nss1,QPSK_1TX	-	-	-	-
3557.5MHz_RB 75,#RB 0	Pass	15.994M	13.43M	Inf
3625MHz_RB 75,#RB 0	Pass	15.338M	13.42M	Inf
3692.5MHz_RB 75,#RB 0	Pass	14.944M	13.385M	Inf
Band 48_LTE_15MHz_Nss1,16QAM_1TX	-	-	-	-
3557.5MHz_RB 75,#RB 0	Pass	15.225M	13.37M	Inf
3625MHz_RB 75,#RB 0	Pass	15.338M	13.429M	Inf
3692.5MHz_RB 75,#RB 0	Pass	14.794M	13.366M	Inf
Band 48_LTE_20MHz_Nss1,QPSK_1TX	-	-	-	-
3560MHz_RB 100,#RB 0	Pass	19.925M	17.916M	Inf
3625MHz_RB 100,#RB 0	Pass	19.875M	17.887M	Inf
3690MHz_RB 100,#RB 0	Pass	19.675M	17.89M	Inf
Band 48_LTE_20MHz_Nss1,16QAM_1TX	-	-	-	-
3560MHz_RB 100,#RB 0	Pass	20.025M	17.903M	Inf
3625MHz_RB 100,#RB 0	Pass	19.425M	17.882M	Inf
3690MHz_RB 100,#RB 0	Pass	19.975M	17.899M	Inf

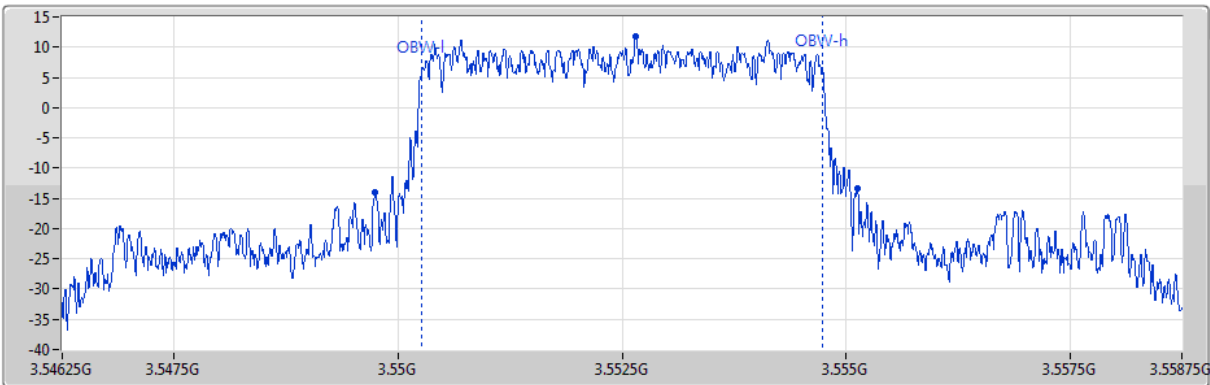
Port X-N dB = Port X 26dB down bandwidth; Port X-OBW = Port X 99% occupied bandwidth;

Band 48_LTE_5MHz_Nss1,QPSK_1TX
3552.5MHz_QPSK_RB 25,#RB 0

EBW

08/07/2020

Port1 




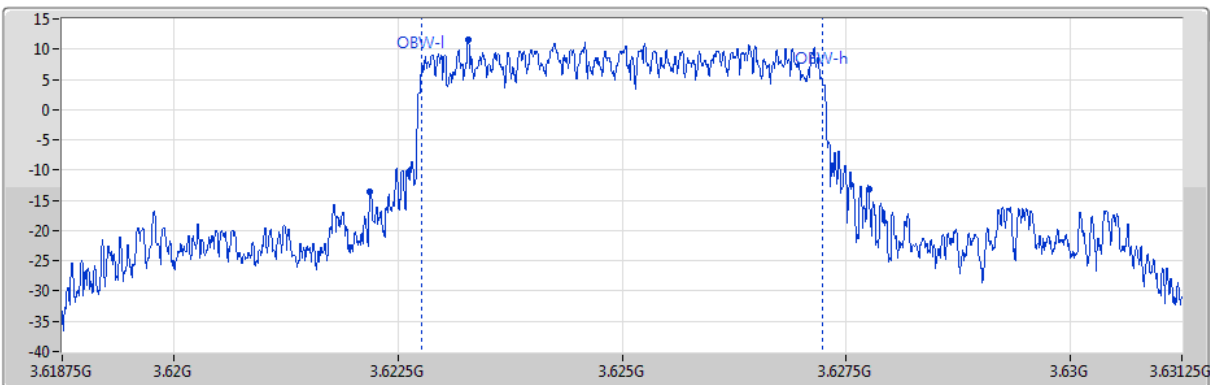
26dB(Hz)	Fl-26dB(Hz)	Fh-26dB(Hz)	OBW(Hz)	Fl-OBW(Hz)	Fh-OBW(Hz)	Port	CF(Hz)	Span(Hz)	RBW(Hz)	VBW(Hz)
5.394M	3.549738G	3.555131G	4.481M	3.55026G	3.554741G	1	3.5525G	12.5M	51k	200k

Band 48_LTE_5MHz_Nss1,QPSK_1TX
3625MHz_QPSK_RB 25,#RB 0

EBW

08/07/2020

Port1 




26dB(Hz)	Fl-26dB(Hz)	Fh-26dB(Hz)	OBW(Hz)	Fl-OBW(Hz)	Fh-OBW(Hz)	Port	CF(Hz)	Span(Hz)	RBW(Hz)	VBW(Hz)
5.569M	3.622188G	3.627756G	4.486M	3.622758G	3.627244G	1	3.625G	12.5M	51k	200k

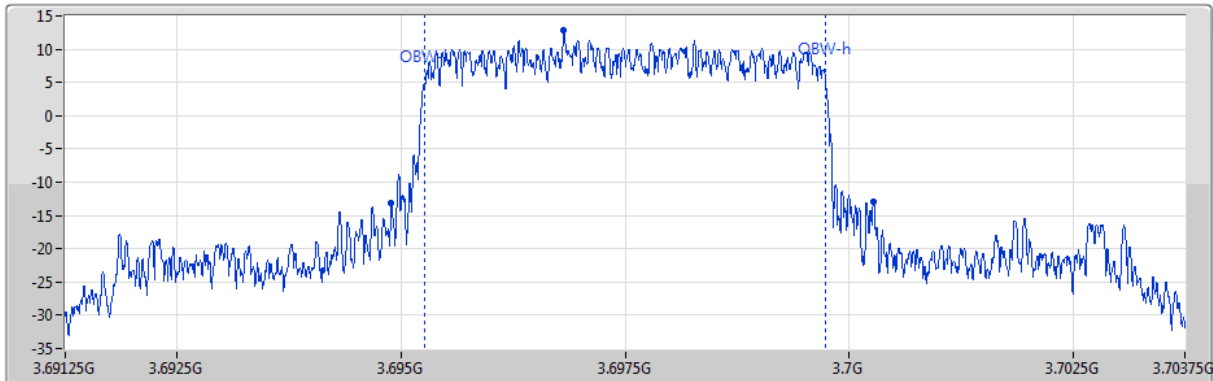
Band 48_LTE_5MHz_Nss1,QPSK_1TX

EBW

3697.5MHz_QPSK_RB 25,#RB 0

08/07/2020

Port 1 




26dB(Hz)	Fl-26dB(Hz)	Fh-26dB(Hz)	OBW(Hz)	Fl-OBW(Hz)	Fh-OBW(Hz)	Port	CF(Hz)	Span(Hz)	RBW(Hz)	VBW(Hz)
5.388M	3.694888G	3.700275G	4.469M	3.695262G	3.699731G	1	3.6975G	12.5M	51k	200k

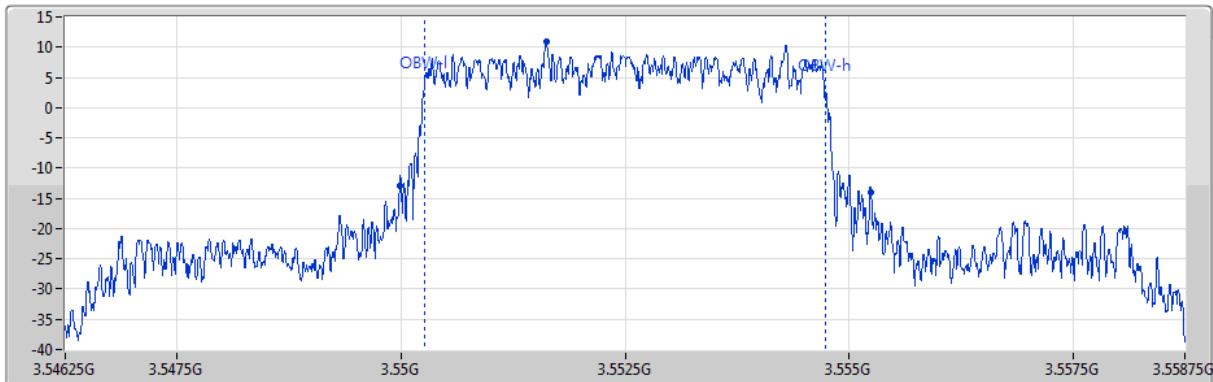
Band 48_LTE_5MHz_Nss1,16QAM_1TX

EBW

3552.5MHz_16QAM_RB 25,#RB 0

08/07/2020

Port 1 




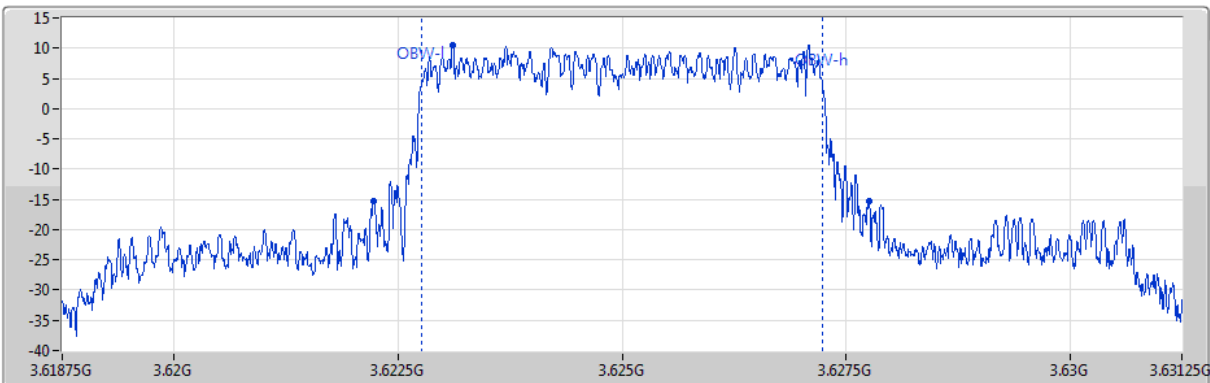
26dB(Hz)	Fl-26dB(Hz)	Fh-26dB(Hz)	OBW(Hz)	Fl-OBW(Hz)	Fh-OBW(Hz)	Port	CF(Hz)	Span(Hz)	RBW(Hz)	VBW(Hz)
5.269M	3.549981G	3.55525G	4.471M	3.550264G	3.554734G	1	3.5525G	12.5M	51k	200k

Band 48_LTE_5MHz_Nss1,16QAM_1TX
3625MHz_16QAM_RB 25,#RB 0

EBW

08/07/2020

Port 1 




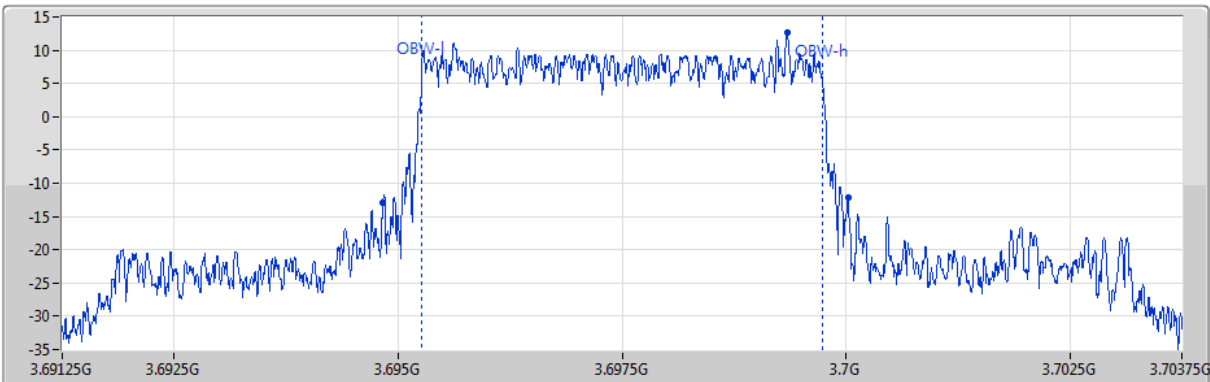
26dB(Hz)	Fl-26dB(Hz)	Fh-26dB(Hz)	OBW(Hz)	Fl-OBW(Hz)	Fh-OBW(Hz)	Port	CF(Hz)	Span(Hz)	RBW(Hz)	VBW(Hz)
5.531M	3.622225G	3.627756G	4.476M	3.622762G	3.627238G	1	3.625G	12.5M	51k	200k

Band 48_LTE_5MHz_Nss1,16QAM_1TX
3697.5MHz_16QAM_RB 25,#RB 0

EBW

08/07/2020

Port 1 




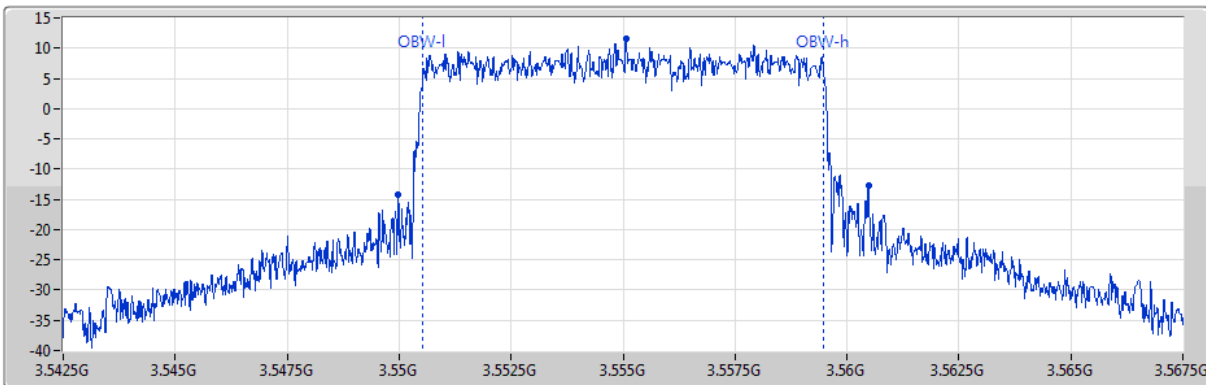
26dB(Hz)	Fl-26dB(Hz)	Fh-26dB(Hz)	OBW(Hz)	Fl-OBW(Hz)	Fh-OBW(Hz)	Port	CF(Hz)	Span(Hz)	RBW(Hz)	VBW(Hz)
5.194M	3.694831G	3.700025G	4.471M	3.695265G	3.699736G	1	3.6975G	12.5M	51k	200k

Band 48_LTE_10MHz_Nss1,QPSK_1TX
3555MHz_QPSK_RB 50,#RB 0

EBW

08/07/2020

Port 1 




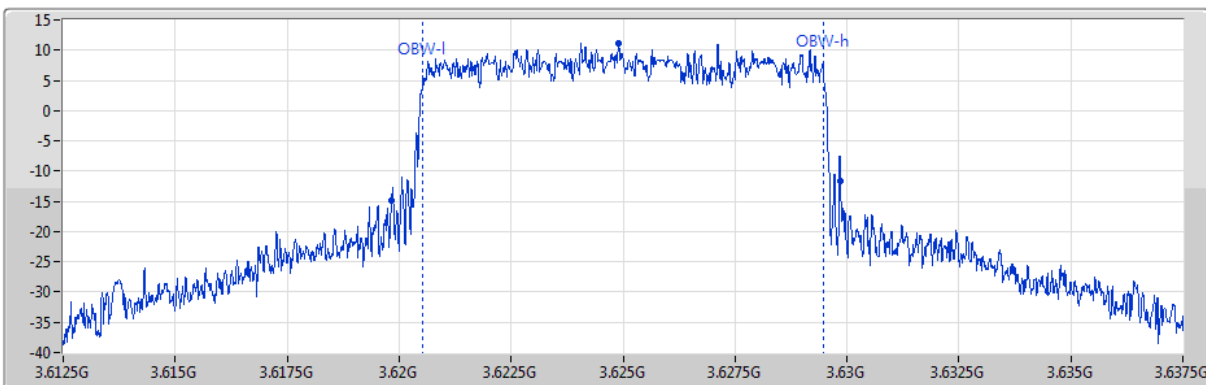
26dB(Hz)	Fl-26dB(Hz)	Fh-26dB(Hz)	OBW(Hz)	Fl-OBW(Hz)	Fh-OBW(Hz)	Port	CF(Hz)	Span(Hz)	RBW(Hz)	VBW(Hz)
10.513M	3.549975G	3.560488G	8.941M	3.550535G	3.559477G	1	3.555G	25M	100k	300k

Band 48_LTE_10MHz_Nss1,QPSK_1TX
3625MHz_QPSK_RB 50,#RB 0

EBW

08/07/2020

Port 1 




26dB(Hz)	Fl-26dB(Hz)	Fh-26dB(Hz)	OBW(Hz)	Fl-OBW(Hz)	Fh-OBW(Hz)	Port	CF(Hz)	Span(Hz)	RBW(Hz)	VBW(Hz)
10.025M	3.619838G	3.629863G	8.935M	3.620538G	3.629473G	1	3.625G	25M	100k	300k

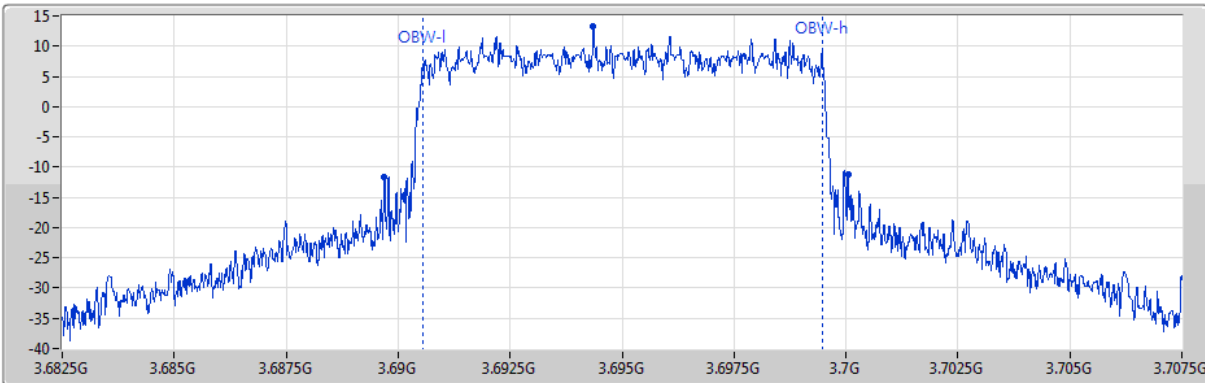
Band 48_LTE_10MHz_Nss1,QPSK_1TX

EBW

3695MHz_QPSK_RB 50,#RB 0

08/07/2020

Port 1 




26dB(Hz)	Fl-26dB(Hz)	Fh-26dB(Hz)	OBW(Hz)	Fl-OBW(Hz)	Fh-OBW(Hz)	Port	CF(Hz)	Span(Hz)	RBW(Hz)	VBW(Hz)
10.363M	3.689688G	3.70005G	8.936M	3.690545G	3.699481G	1	3.695G	25M	100k	300k

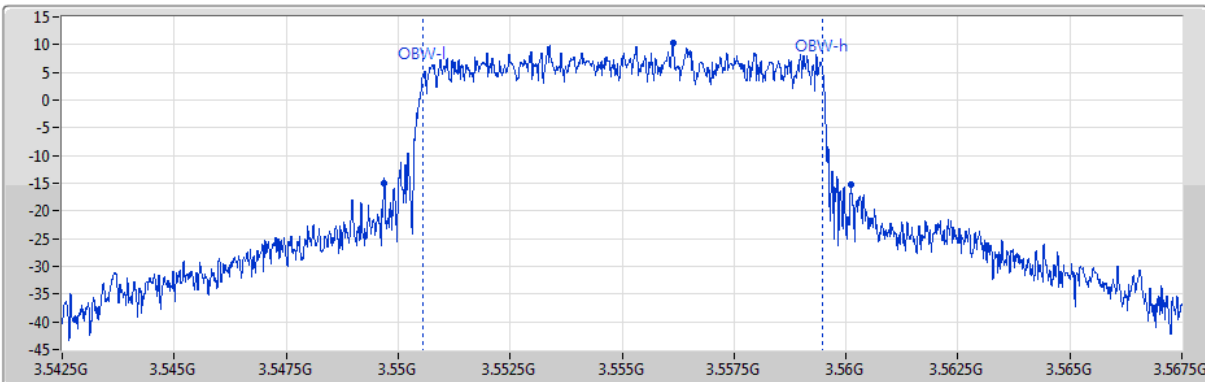
Band 48_LTE_10MHz_Nss1,16QAM_1TX

EBW

3555MHz_16QAM_RB 50,#RB 0

08/07/2020

Port 1 




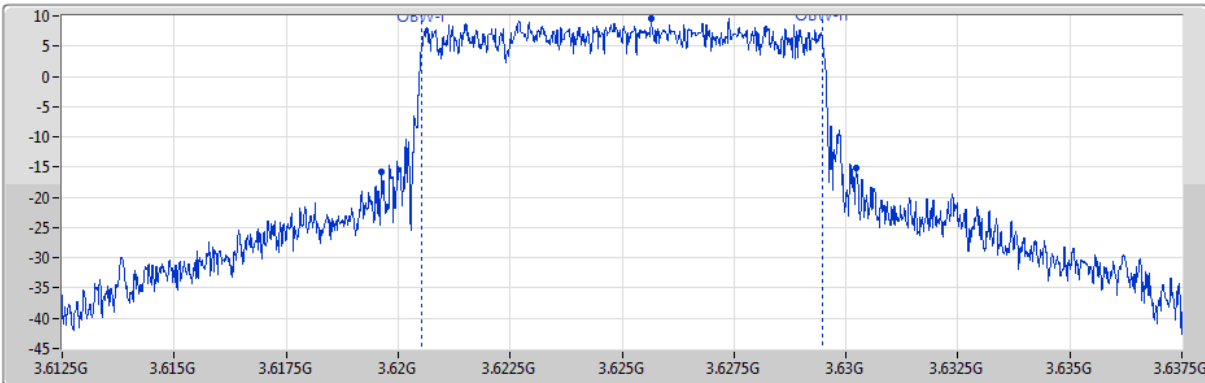
26dB(Hz)	Fl-26dB(Hz)	Fh-26dB(Hz)	OBW(Hz)	Fl-OBW(Hz)	Fh-OBW(Hz)	Port	CF(Hz)	Span(Hz)	RBW(Hz)	VBW(Hz)
10.438M	3.549675G	3.560113G	8.931M	3.550539G	3.559471G	1	3.555G	25M	100k	300k

Band 48_LTE_10MHz_Nss1,16QAM_1TX
3625MHz_16QAM_RB 50,#RB 0

EBW

08/07/2020

Port 1 




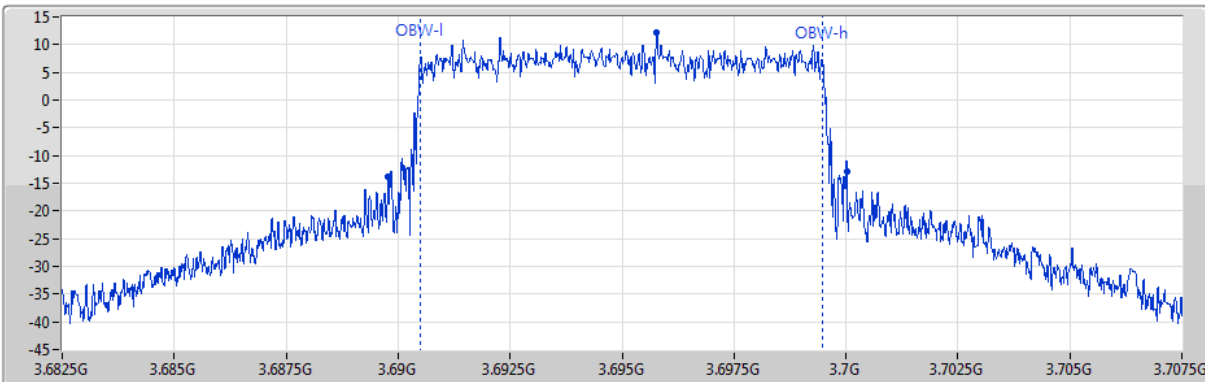
26dB(Hz)	Fl-26dB(Hz)	Fh-26dB(Hz)	OBW(Hz)	Fl-OBW(Hz)	Fh-OBW(Hz)	Port	CF(Hz)	Span(Hz)	RBW(Hz)	VBW(Hz)
10.613M	3.619625G	3.630238G	8.95M	3.620535G	3.629485G	1	3.625G	25M	100k	300k

Band 48_LTE_10MHz_Nss1,16QAM_1TX
3695MHz_16QAM_RB 50,#RB 0

EBW

08/07/2020

Port 1 




26dB(Hz)	Fl-26dB(Hz)	Fh-26dB(Hz)	OBW(Hz)	Fl-OBW(Hz)	Fh-OBW(Hz)	Port	CF(Hz)	Span(Hz)	RBW(Hz)	VBW(Hz)
10.25M	3.689775G	3.700025G	8.988M	3.690495G	3.699483G	1	3.695G	25M	100k	300k

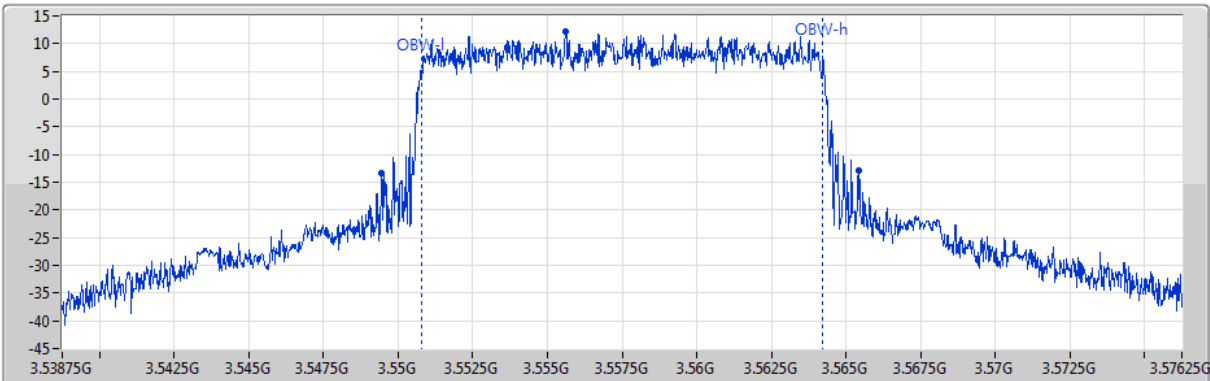
Band 48_LTE_15MHz_Nss1,QPSK_1TX

EBW

3557.5MHz_QPSK_RB 75,#RB 0

08/07/2020

Port 1 




26dB(Hz)	Fl-26dB(Hz)	Fh-26dB(Hz)	OBW(Hz)	Fl-OBW(Hz)	Fh-OBW(Hz)	Port	CF(Hz)	Span(Hz)	RBW(Hz)	VBW(Hz)
15.994M	3.549456G	3.56545G	13.43M	3.550795G	3.564225G	1	3.5575G	37.5M	200k	1M

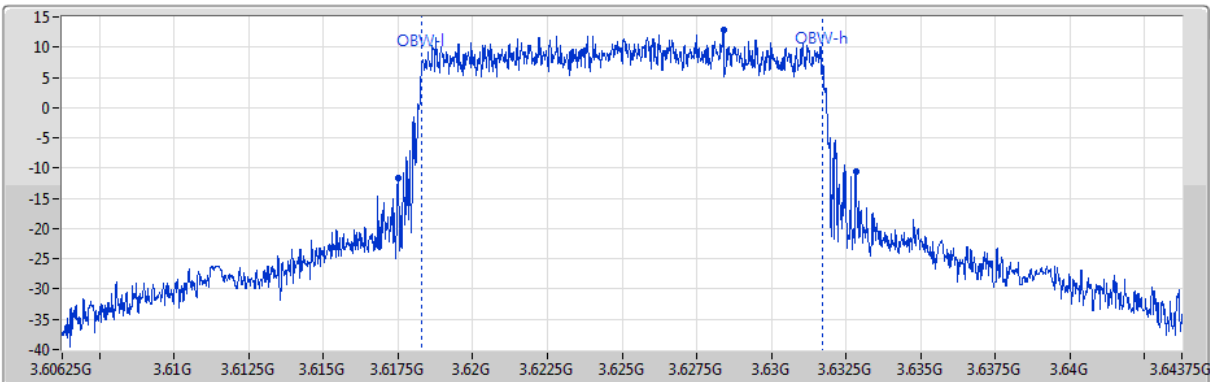
Band 48_LTE_15MHz_Nss1,QPSK_1TX

EBW

3625MHz_QPSK_RB 75,#RB 0

08/07/2020

Port 1 




26dB(Hz)	Fl-26dB(Hz)	Fh-26dB(Hz)	OBW(Hz)	Fl-OBW(Hz)	Fh-OBW(Hz)	Port	CF(Hz)	Span(Hz)	RBW(Hz)	VBW(Hz)
15.338M	3.6175G	3.632838G	13.42M	3.618304G	3.631724G	1	3.625G	37.5M	200k	1M

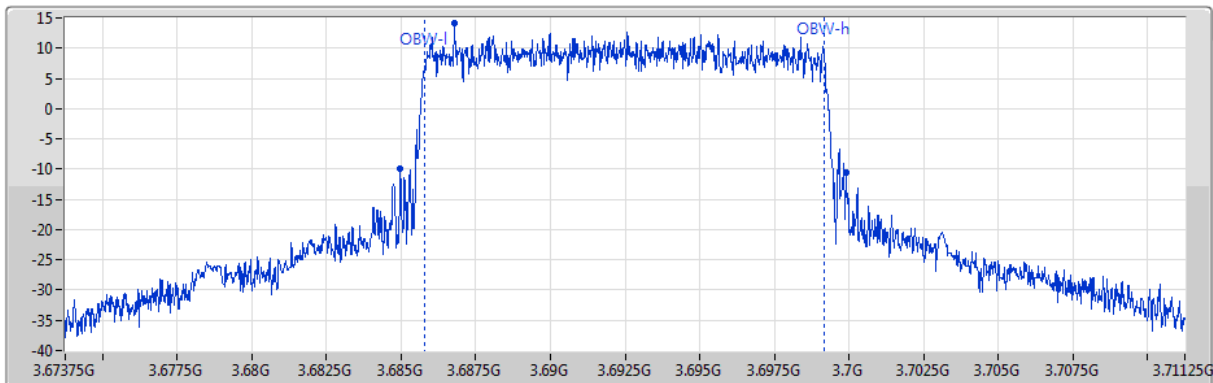
Band 48_LTE_15MHz_Nss1,QPSK_1TX

EBW

3692.5MHz_QPSK_RB 75,#RB 0

08/07/2020

Port 1 




26dB(Hz)	Fl-26dB(Hz)	Fh-26dB(Hz)	OBW(Hz)	Fl-OBW(Hz)	Fh-OBW(Hz)	Port	CF(Hz)	Span(Hz)	RBW(Hz)	VBW(Hz)
14.944M	3.684963G	3.699906G	13.385M	3.685789G	3.699173G	1	3.6925G	37.5M	200k	1M

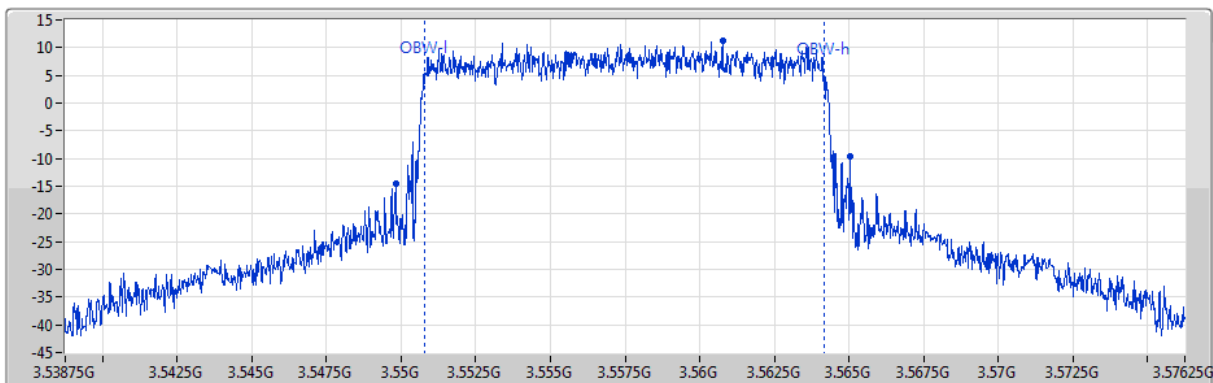
Band 48_LTE_15MHz_Nss1,16QAM_1TX

EBW

3557.5MHz_16QAM_RB 75,#RB 0

08/07/2020

Port 1 




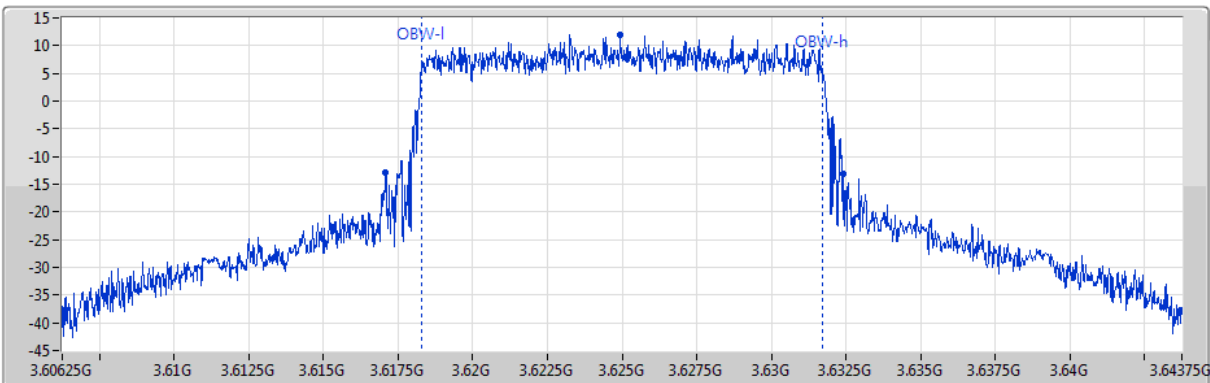
26dB(Hz)	Fl-26dB(Hz)	Fh-26dB(Hz)	OBW(Hz)	Fl-OBW(Hz)	Fh-OBW(Hz)	Port	CF(Hz)	Span(Hz)	RBW(Hz)	VBW(Hz)
15.225M	3.549813G	3.565038G	13.37M	3.550803G	3.564173G	1	3.5575G	37.5M	200k	1M

Band 48_LTE_15MHz_Nss1,16QAM_1TX
3625MHz_16QAM_RB 75,#RB 0

EBW

08/07/2020

Port 1 




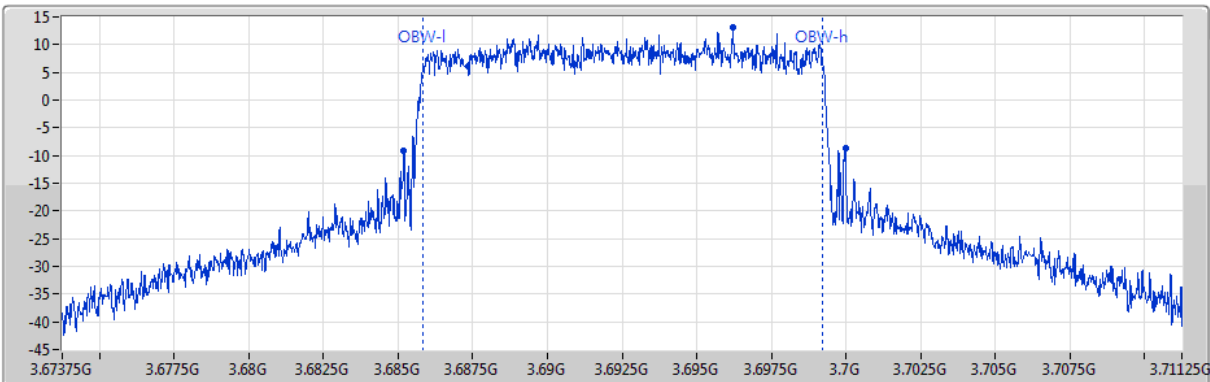
26dB(Hz)	Fl-26dB(Hz)	Fh-26dB(Hz)	OBW(Hz)	Fl-OBW(Hz)	Fh-OBW(Hz)	Port	CF(Hz)	Span(Hz)	RBW(Hz)	VBW(Hz)
15.338M	3.617088G	3.632425G	13.429M	3.618293G	3.631722G	1	3.625G	37.5M	200k	1M

Band 48_LTE_15MHz_Nss1,16QAM_1TX
3692.5MHz_16QAM_RB 75,#RB 0

EBW

08/07/2020

Port 1 




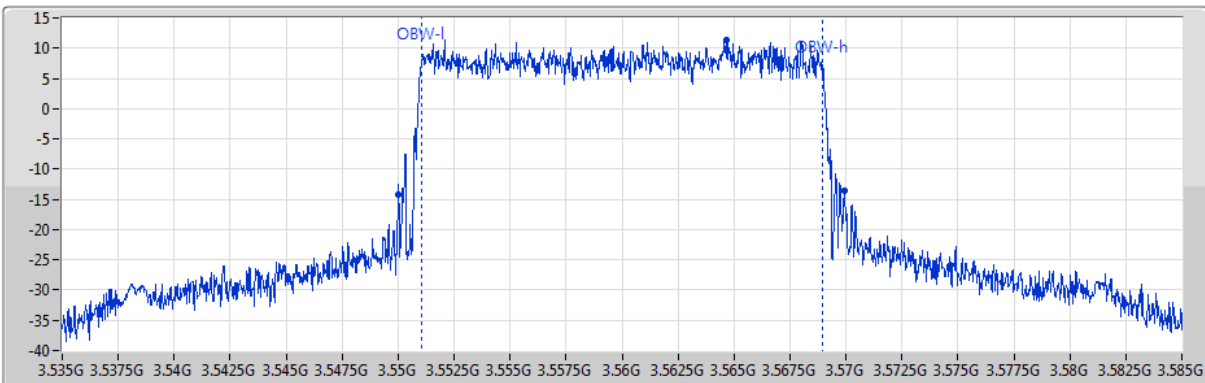
26dB(Hz)	Fl-26dB(Hz)	Fh-26dB(Hz)	OBW(Hz)	Fl-OBW(Hz)	Fh-OBW(Hz)	Port	CF(Hz)	Span(Hz)	RBW(Hz)	VBW(Hz)
14.794M	3.685188G	3.699981G	13.366M	3.685841G	3.699208G	1	3.6925G	37.5M	200k	1M

Band 48_LTE_20MHz_Nss1,QPSK_1TX
3560MHz_QPSK_RB 100,#RB 0

EBW

08/07/2020

Port 1 




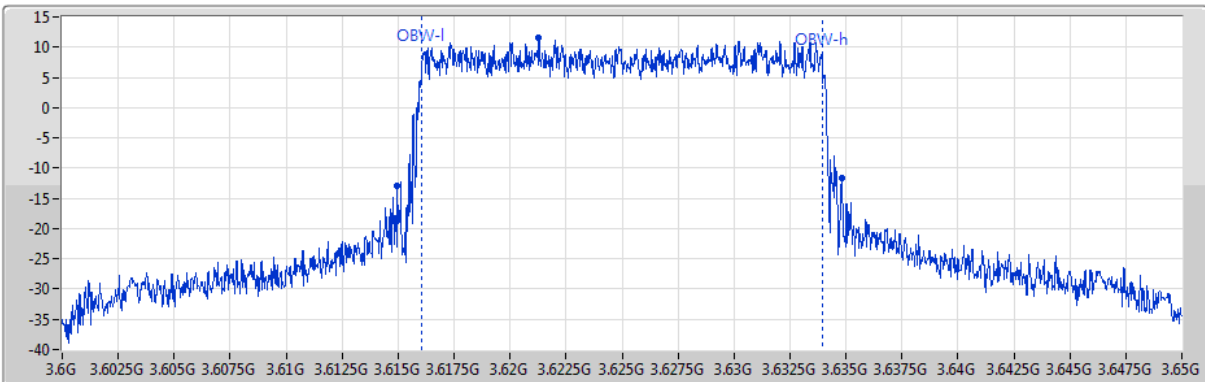
26dB(Hz)	Fl-26dB(Hz)	Fh-26dB(Hz)	OBW(Hz)	Fl-OBW(Hz)	Fh-OBW(Hz)	Port	CF(Hz)	Span(Hz)	RBW(Hz)	VBW(Hz)
19.925M	3.55G	3.569925G	17.916M	3.551033G	3.568949G	1	3.56G	50M	200k	1M

Band 48_LTE_20MHz_Nss1,QPSK_1TX
3625MHz_QPSK_RB 100,#RB 0

EBW

08/07/2020

Port 1 




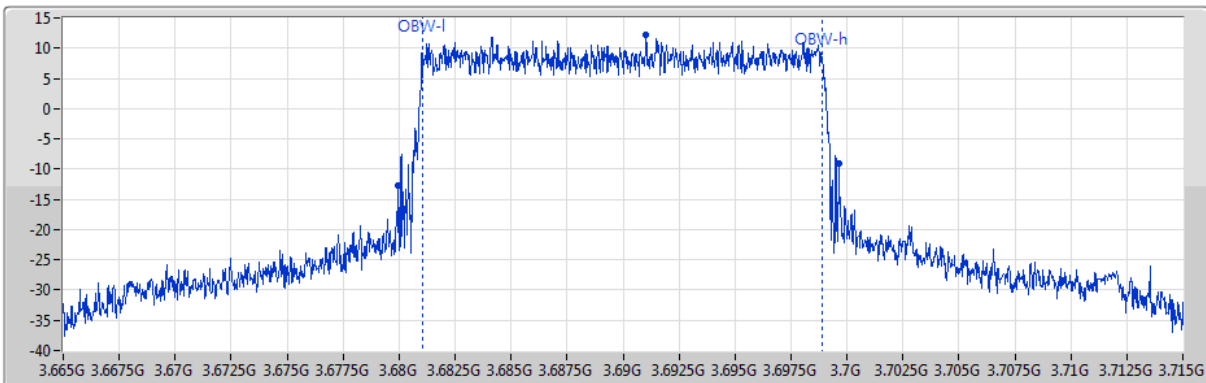
26dB(Hz)	Fl-26dB(Hz)	Fh-26dB(Hz)	OBW(Hz)	Fl-OBW(Hz)	Fh-OBW(Hz)	Port	CF(Hz)	Span(Hz)	RBW(Hz)	VBW(Hz)
19.875M	3.61495G	3.634825G	17.887M	3.616068G	3.633955G	1	3.625G	50M	200k	1M

Band 48_LTE_20MHz_Nss1,QPSK_1TX
3690MHz_QPSK_RB 100,#RB 0

EBW

08/07/2020

Port 1 




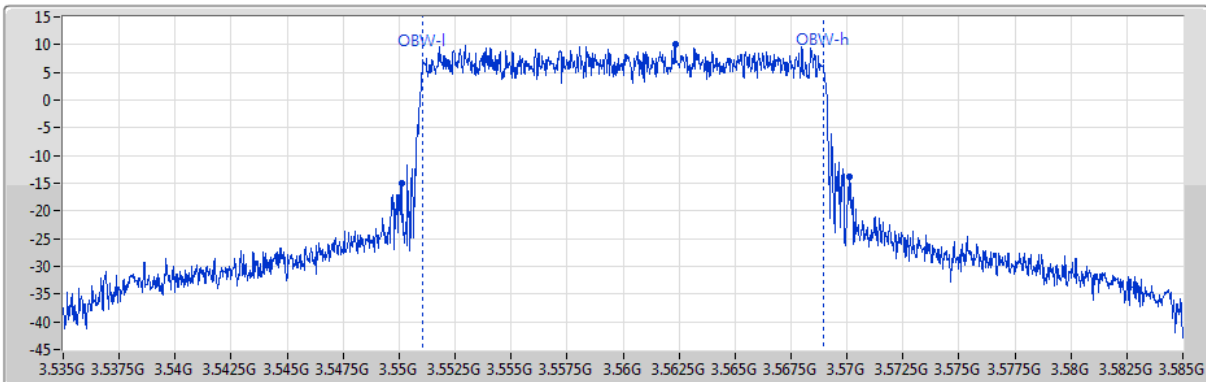
26dB(Hz)	Fl-26dB(Hz)	Fh-26dB(Hz)	OBW(Hz)	Fl-OBW(Hz)	Fh-OBW(Hz)	Port	CF(Hz)	Span(Hz)	RBW(Hz)	VBW(Hz)
19.675M	3.679975G	3.69965G	17.89M	3.681025G	3.698915G	1	3.69G	50M	200k	1M

Band 48_LTE_20MHz_Nss1,16QAM_1TX
3560MHz_16QAM_RB 100,#RB 0

EBW

08/07/2020

Port 1 




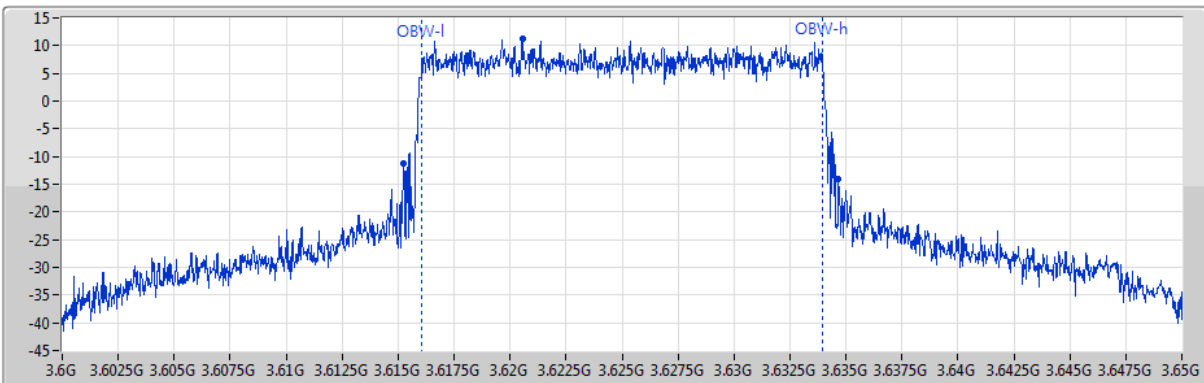
26dB(Hz)	Fl-26dB(Hz)	Fh-26dB(Hz)	OBW(Hz)	Fl-OBW(Hz)	Fh-OBW(Hz)	Port	CF(Hz)	Span(Hz)	RBW(Hz)	VBW(Hz)
20.025M	3.5501G	3.570125G	17.903M	3.551057G	3.568961G	1	3.56G	50M	200k	1M

Band 48_LTE_20MHz_Nss1,16QAM_1TX
3625MHz_16QAM_RB 100,#RB 0

EBW

08/07/2020

Port 1 




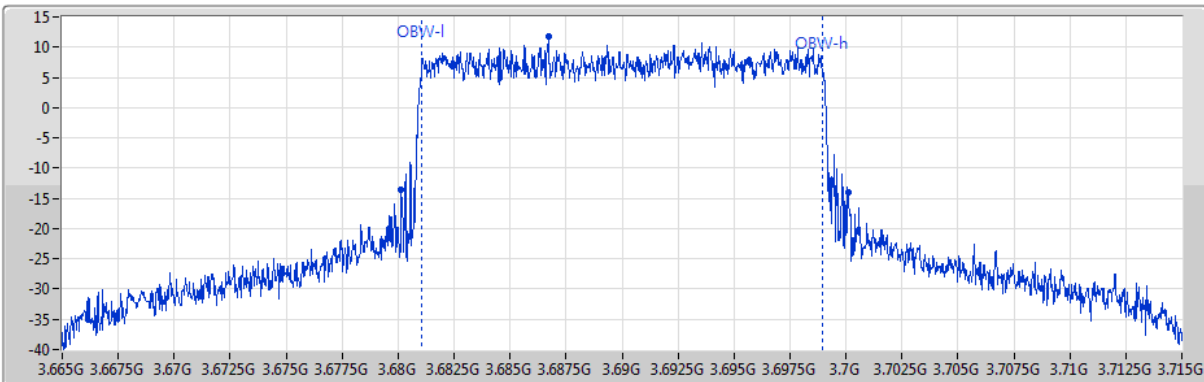
26dB(Hz)	Fl-26dB(Hz)	Fh-26dB(Hz)	OBW(Hz)	Fl-OBW(Hz)	Fh-OBW(Hz)	Port	CF(Hz)	Span(Hz)	RBW(Hz)	VBW(Hz)
19.425M	3.61525G	3.634675G	17.882M	3.616065G	3.633947G	1	3.625G	50M	200k	1M

Band 48_LTE_20MHz_Nss1,16QAM_1TX
3690MHz_16QAM_RB 100,#RB 0

EBW

08/07/2020

Port 1 



26dB(Hz)	Fl-26dB(Hz)	Fh-26dB(Hz)	OBW(Hz)	Fl-OBW(Hz)	Fh-OBW(Hz)	Port	CF(Hz)	Span(Hz)	RBW(Hz)	VBW(Hz)
19.975M	3.680125G	3.7001G	17.899M	3.681063G	3.698962G	1	3.69G	50M	200k	1M



Summary

Mode	Result	F-Start (Hz)	F-Stop (Hz)	RBW (Hz)	VBW (Hz)	Detector	Freq (Hz)	Level (dBm)	Limit (dBm)	Margin (dB)	Remark	Ref.Limit (dB)
Band 48	-	-	-	-	-	-	-	-	-	-	-	-
LTE_5MHz_Nss1,OPSK_1TX	Pass	3.701G	3.705G	51k	150k	RMS	3.7025G	-15.05	-13.00	-2.05	MBW 1M	-
LTE_5MHz_Nss1,16QAM_1TX	Pass	3.701G	3.705G	51k	150k	RMS	3.7015G	-14.31	-13.00	-1.31	MBW 1M	-
LTE_10MHz_Nss1,OPSK_1TX	Pass	3.689G	3.69G	100k	300k	RMS	3.68998G	-17.57	-13.00	-4.57	-	-
LTE_10MHz_Nss1,16QAM_1TX	Pass	150k	30M	10k	30k	RMS	150k	-43.92	-40.00	-3.92	-	-
LTE_15MHz_Nss1,OPSK_1TX	Pass	3.71G	3.72G	1M	3M	RMS	3.71034G	-27.00	-25.00	-2.00	-	-
LTE_15MHz_Nss1,16QAM_1TX	Pass	150k	30M	10k	30k	RMS	150k	-44.46	-40.00	-4.46	-	-
LTE_20MHz_Nss1,OPSK_1TX	Pass	3.71G	3.72G	1M	3M	RMS	3.7113G	-25.19	-25.00	-0.19	-	-
LTE_20MHz_Nss1,16QAM_1TX	Pass	3.71G	3.72G	1M	3M	RMS	3.71134G	-26.53	-25.00	-1.53	-	-



Result

Mode	Result	F-Start (Hz)	F-Stop (Hz)	RBW (Hz)	VBW (Hz)	Detector	Freq (Hz)	Level (dBm)	Limit (dBm)	Margin (dB)	Remark	Ref.Limit (dB)
Band 48_LTE_5MHz_Nss1,OPSK_1TX	-	-	-	-	-	-	-	-	-	-	-	-
3552.5MHz_RB 25,#RB 0	Pass	9k	150k	1k	1k	RMS	13.512k	-71.40	-40.00	-31.40	-	-
3552.5MHz_RB 25,#RB 0	Pass	150k	30M	10k	30k	RMS	157.462k	-45.52	-40.00	-5.52	-	-
3552.5MHz_RB 25,#RB 0	Pass	30M	1G	100k	300k	RMS	991.39M	-65.89	-40.00	-25.89	-	-
3552.5MHz_RB 25,#RB 0	Pass	1G	3.53G	1M	3M	RMS	3.51735G	-58.67	-40.00	-18.67	-	-
3552.5MHz_RB 25,#RB 0	Pass	3.53G	3.545G	1M	3M	RMS	3.54224G	-33.22	-25.00	-8.22	-	-
3552.5MHz_RB 25,#RB 0	Pass	3.545G	3.549G	51k	150k	RMS	3.5475G	-16.94	-13.00	-3.94	MBW 1M	-
3552.5MHz_RB 25,#RB 0	Pass	3.549G	3.55G	51k	150k	RMS	3.54993G	-17.39	-13.00	-4.39	-	-
3552.5MHz_RB 25,#RB 0	Pass	3.555G	3.556G	51k	150k	RMS	3.55508G	-20.51	-13.00	-7.51	-	-
3552.5MHz_RB 25,#RB 0	Pass	3.556G	3.56G	51k	150k	RMS	3.5565G	-16.07	-13.00	-3.07	MBW 1M	-
3552.5MHz_RB 25,#RB 0	Pass	3.56G	3.72G	1M	3M	RMS	3.56154G	-35.04	-25.00	-10.04	-	-
3552.5MHz_RB 25,#RB 0	Pass	3.72G	8G	1M	3M	RMS	3.76708G	-60.83	-40.00	-20.83	-	-
3552.5MHz_RB 25,#RB 0	Pass	8G	37G	1M	3M	RMS	26.7055G	-52.16	-40.00	-12.16	-	-
3625MHz_RB 25,#RB 0	Pass	9k	150k	1k	1k	RMS	71.252k	-71.05	-40.00	-31.05	-	-
3625MHz_RB 25,#RB 0	Pass	150k	30M	10k	30k	RMS	150k	-44.99	-40.00	-4.99	-	-
3625MHz_RB 25,#RB 0	Pass	30M	1G	100k	300k	RMS	813.52M	-71.64	-40.00	-31.64	-	-
3625MHz_RB 25,#RB 0	Pass	1G	3.53G	1M	3M	RMS	1.06578G	-58.46	-40.00	-18.46	-	-
3625MHz_RB 25,#RB 0	Pass	3.53G	3.6175G	1M	3M	RMS	3.61562G	-35.26	-25.00	-10.26	-	-
3625MHz_RB 25,#RB 0	Pass	3.6175G	3.6215G	51k	150k	RMS	3.621G	-15.42	-13.00	-2.42	MBW 1M	-
3625MHz_RB 25,#RB 0	Pass	3.6215G	3.6225G	51k	150k	RMS	3.62239G	-17.73	-13.00	-4.73	-	-
3625MHz_RB 25,#RB 0	Pass	3.6275G	3.6285G	51k	150k	RMS	3.6275G	-18.88	-13.00	-5.88	-	-
3625MHz_RB 25,#RB 0	Pass	3.6285G	3.6325G	51k	150k	RMS	3.629G	-16.44	-13.00	-3.44	MBW 1M	-
3625MHz_RB 25,#RB 0	Pass	3.6325G	3.72G	1M	3M	RMS	3.63506G	-31.12	-25.00	-6.12	-	-
3625MHz_RB 25,#RB 0	Pass	3.72G	8G	1M	3M	RMS	3.83984G	-60.62	-40.00	-20.62	-	-
3625MHz_RB 25,#RB 0	Pass	8G	37G	1M	3M	RMS	26.98575G	-51.12	-40.00	-11.12	-	-
3697.5MHz_RB 25,#RB 0	Pass	9k	150k	1k	1k	RMS	50.207k	-71.57	-40.00	-31.57	-	-
3697.5MHz_RB 25,#RB 0	Pass	150k	30M	10k	30k	RMS	157.462k	-45.57	-40.00	-5.57	-	-
3697.5MHz_RB 25,#RB 0	Pass	30M	1G	100k	300k	RMS	993.33M	-72.11	-40.00	-32.11	-	-
3697.5MHz_RB 25,#RB 0	Pass	1G	3.53G	1M	3M	RMS	3.48699G	-59.03	-40.00	-19.03	-	-
3697.5MHz_RB 25,#RB 0	Pass	3.53G	3.69G	1M	3M	RMS	3.68852G	-35.27	-25.00	-10.27	-	-
3697.5MHz_RB 25,#RB 0	Pass	3.69G	3.694G	51k	150k	RMS	3.6935G	-15.57	-13.00	-2.57	MBW 1M	-
3697.5MHz_RB 25,#RB 0	Pass	3.694G	3.695G	51k	150k	RMS	3.69492G	-16.91	-13.00	-3.91	-	-
3697.5MHz_RB 25,#RB 0	Pass	3.7G	3.701G	51k	150k	RMS	3.70003G	-17.16	-13.00	-4.16	-	-
3697.5MHz_RB 25,#RB 0	Pass	3.701G	3.705G	51k	150k	RMS	3.7025G	-15.05	-13.00	-2.05	MBW 1M	-
3697.5MHz_RB 25,#RB 0	Pass	3.705G	3.72G	1M	3M	RMS	3.70557G	-31.04	-25.00	-6.04	-	-
3697.5MHz_RB 25,#RB 0	Pass	3.72G	8G	1M	3M	RMS	3.73712G	-59.05	-40.00	-19.05	-	-
3697.5MHz_RB 25,#RB 0	Pass	8G	37G	1M	3M	RMS	26.9905G	-51.13	-40.00	-11.13	-	-
Band 48_LTE_5MHz_Nss1,16QAM_1TX	-	-	-	-	-	-	-	-	-	-	-	-
3552.5MHz_RB 25,#RB 0	Pass	9k	150k	1k	1k	RMS	10.551k	-70.93	-40.00	-30.93	-	-
3552.5MHz_RB 25,#RB 0	Pass	150k	30M	10k	30k	RMS	150k	-46.11	-40.00	-6.11	-	-
3552.5MHz_RB 25,#RB 0	Pass	30M	1G	100k	300k	RMS	991.39M	-66.17	-40.00	-26.17	-	-
3552.5MHz_RB 25,#RB 0	Pass	1G	3.53G	1M	3M	RMS	3.51735G	-57.90	-40.00	-17.90	-	-
3552.5MHz_RB 25,#RB 0	Pass	3.53G	3.545G	1M	3M	RMS	3.54332G	-30.40	-25.00	-5.40	-	-
3552.5MHz_RB 25,#RB 0	Pass	3.545G	3.549G	51k	150k	RMS	3.5475G	-18.28	-13.00	-5.28	MBW 1M	-
3552.5MHz_RB 25,#RB 0	Pass	3.549G	3.55G	51k	150k	RMS	3.54985G	-20.19	-13.00	-7.19	-	-
3552.5MHz_RB 25,#RB 0	Pass	3.555G	3.556G	51k	150k	RMS	3.55518G	-19.47	-13.00	-6.47	-	-
3552.5MHz_RB 25,#RB 0	Pass	3.556G	3.56G	51k	150k	RMS	3.5565G	-18.21	-13.00	-5.21	MBW 1M	-
3552.5MHz_RB 25,#RB 0	Pass	3.56G	3.72G	1M	3M	RMS	3.56044G	-33.23	-25.00	-8.23	-	-
3552.5MHz_RB 25,#RB 0	Pass	3.72G	8G	1M	3M	RMS	3.76708G	-61.02	-40.00	-21.02	-	-
3552.5MHz_RB 25,#RB 0	Pass	8G	37G	1M	3M	RMS	26.99525G	-51.69	-40.00	-11.69	-	-
3625MHz_RB 25,#RB 0	Pass	9k	150k	1k	1k	RMS	91.943k	-71.27	-40.00	-31.27	-	-
3625MHz_RB 25,#RB 0	Pass	150k	30M	10k	30k	RMS	150k	-43.66	-40.00	-3.66	-	-
3625MHz_RB 25,#RB 0	Pass	30M	1G	100k	300k	RMS	742.59M	-71.90	-40.00	-31.90	-	-



Mode	Result	F-Start (Hz)	F-Stop (Hz)	RBW (Hz)	VBW (Hz)	Detector	Freq (Hz)	Level (dBm)	Limit (dBm)	Margin (dB)	Remark	Ref.Limit (dB)
3625MHz_RB 25,#RB 0	Pass	1G	3.53G	1M	3M	RMS	3.19857G	-60.13	-40.00	-20.13	-	-
3625MHz_RB 25,#RB 0	Pass	3.53G	3.6175G	1M	3M	RMS	3.61722G	-36.35	-25.00	-11.35	-	-
3625MHz_RB 25,#RB 0	Pass	3.6175G	3.6215G	51k	150k	RMS	3.621G	-17.45	-13.00	-4.45	MBW 1M	-
3625MHz_RB 25,#RB 0	Pass	3.6215G	3.6225G	51k	150k	RMS	3.62237G	-20.85	-13.00	-7.85	-	-
3625MHz_RB 25,#RB 0	Pass	3.6275G	3.6285G	51k	150k	RMS	3.62752G	-15.54	-13.00	-2.54	-	-
3625MHz_RB 25,#RB 0	Pass	3.6285G	3.6325G	51k	150k	RMS	3.63G	-19.22	-13.00	-6.22	MBW 1M	-
3625MHz_RB 25,#RB 0	Pass	3.6325G	3.72G	1M	3M	RMS	3.63433G	-33.75	-25.00	-8.75	-	-
3625MHz_RB 25,#RB 0	Pass	3.72G	8G	1M	3M	RMS	3.83984G	-60.91	-40.00	-20.91	-	-
3625MHz_RB 25,#RB 0	Pass	8G	37G	1M	3M	RMS	26.66513G	-51.85	-40.00	-11.85	-	-
3697.5MHz_RB 25,#RB 0	Pass	9k	150k	1k	1k	RMS	38.892k	-70.69	-40.00	-30.69	-	-
3697.5MHz_RB 25,#RB 0	Pass	150k	30M	10k	30k	RMS	157.462k	-46.08	-40.00	-6.08	-	-
3697.5MHz_RB 25,#RB 0	Pass	30M	1G	100k	300k	RMS	882.51M	-71.79	-40.00	-31.79	-	-
3697.5MHz_RB 25,#RB 0	Pass	1G	3.53G	1M	3M	RMS	1.13915G	-57.18	-40.00	-17.18	-	-
3697.5MHz_RB 25,#RB 0	Pass	3.53G	3.69G	1M	3M	RMS	3.68856G	-31.66	-25.00	-6.66	-	-
3697.5MHz_RB 25,#RB 0	Pass	3.69G	3.694G	51k	150k	RMS	3.6925G	-16.37	-13.00	-3.37	MBW 1M	-
3697.5MHz_RB 25,#RB 0	Pass	3.694G	3.695G	51k	150k	RMS	3.69493G	-17.28	-13.00	-4.28	-	-
3697.5MHz_RB 25,#RB 0	Pass	3.7G	3.701G	51k	150k	RMS	3.70005G	-19.76	-13.00	-6.76	-	-
3697.5MHz_RB 25,#RB 0	Pass	3.701G	3.705G	51k	150k	RMS	3.7015G	-14.31	-13.00	-1.31	MBW 1M	-
3697.5MHz_RB 25,#RB 0	Pass	3.705G	3.72G	1M	3M	RMS	3.70724G	-30.31	-25.00	-5.31	-	-
3697.5MHz_RB 25,#RB 0	Pass	3.72G	8G	1M	3M	RMS	3.73712G	-60.00	-40.00	-20.00	-	-
3697.5MHz_RB 25,#RB 0	Pass	8G	37G	1M	3M	RMS	26.97625G	-51.31	-40.00	-11.31	-	-
Band 48_LTE_10MHz_Nss1,QPSK_1TX	-	-	-	-	-	-	-	-	-	-	-	-
3555MHz_RB 50,#RB 0	Pass	9k	150k	1k	1k	RMS	61.734k	-70.78	-40.00	-30.78	-	-
3555MHz_RB 50,#RB 0	Pass	150k	30M	10k	30k	RMS	150k	-47.05	-40.00	-7.05	-	-
3555MHz_RB 50,#RB 0	Pass	30M	1G	100k	300k	RMS	994.54M	-69.14	-40.00	-29.14	-	-
3555MHz_RB 50,#RB 0	Pass	1G	3.53G	1M	3M	RMS	3.53G	-57.04	-40.00	-17.04	-	-
3555MHz_RB 50,#RB 0	Pass	3.53G	3.54G	1M	3M	RMS	3.53982G	-36.64	-25.00	-11.64	-	-
3555MHz_RB 50,#RB 0	Pass	3.54G	3.549G	100k	300k	RMS	3.5475G	-20.87	-13.00	-7.87	MBW 1M	-
3555MHz_RB 50,#RB 0	Pass	3.549G	3.55G	100k	300k	RMS	3.54995G	-19.93	-13.00	-6.93	-	-
3555MHz_RB 50,#RB 0	Pass	3.56G	3.561G	100k	300k	RMS	3.56018G	-19.51	-13.00	-6.51	-	-
3555MHz_RB 50,#RB 0	Pass	3.561G	3.57G	100k	300k	RMS	3.5615G	-19.14	-13.00	-6.14	MBW 1M	-
3555MHz_RB 50,#RB 0	Pass	3.57G	3.72G	1M	3M	RMS	3.57021G	-37.43	-25.00	-12.43	-	-
3555MHz_RB 50,#RB 0	Pass	3.72G	8G	1M	3M	RMS	3.77992G	-61.86	-40.00	-21.86	-	-
3555MHz_RB 50,#RB 0	Pass	8G	37G	1M	3M	RMS	26.99525G	-51.81	-40.00	-11.81	-	-
3625MHz_RB 50,#RB 0	Pass	9k	150k	1k	1k	RMS	33.957k	-71.07	-40.00	-31.07	-	-
3625MHz_RB 50,#RB 0	Pass	150k	30M	10k	30k	RMS	150k	-46.63	-40.00	-6.63	-	-
3625MHz_RB 50,#RB 0	Pass	30M	1G	100k	300k	RMS	876.81M	-71.83	-40.00	-31.83	-	-
3625MHz_RB 50,#RB 0	Pass	1G	3.53G	1M	3M	RMS	1.06831G	-59.65	-40.00	-19.65	-	-
3625MHz_RB 50,#RB 0	Pass	3.53G	3.61G	1M	3M	RMS	3.60934G	-38.31	-25.00	-13.31	-	-
3625MHz_RB 50,#RB 0	Pass	3.61G	3.619G	100k	300k	RMS	3.6185G	-18.06	-13.00	-5.06	MBW 1M	-
3625MHz_RB 50,#RB 0	Pass	3.619G	3.62G	100k	300k	RMS	3.61986G	-17.84	-13.00	-4.84	-	-
3625MHz_RB 50,#RB 0	Pass	3.63G	3.631G	100k	300k	RMS	3.6301G	-19.92	-13.00	-6.92	-	-
3625MHz_RB 50,#RB 0	Pass	3.631G	3.64G	100k	300k	RMS	3.6315G	-18.50	-13.00	-5.50	MBW 1M	-
3625MHz_RB 50,#RB 0	Pass	3.64G	3.72G	1M	3M	RMS	3.64121G	-36.66	-25.00	-11.66	-	-
3625MHz_RB 50,#RB 0	Pass	3.72G	8G	1M	3M	RMS	7.24672G	-62.49	-40.00	-22.49	-	-
3625MHz_RB 50,#RB 0	Pass	8G	37G	1M	3M	RMS	26.335G	-51.66	-40.00	-11.66	-	-
3695MHz_RB 50,#RB 0	Pass	9k	150k	1k	1k	RMS	98.359k	-71.30	-40.00	-31.30	-	-
3695MHz_RB 50,#RB 0	Pass	150k	30M	10k	30k	RMS	150k	-44.63	-40.00	-4.63	-	-
3695MHz_RB 50,#RB 0	Pass	30M	1G	100k	300k	RMS	973.69M	-71.83	-40.00	-31.83	-	-
3695MHz_RB 50,#RB 0	Pass	1G	3.53G	1M	3M	RMS	3.22893G	-60.27	-40.00	-20.27	-	-
3695MHz_RB 50,#RB 0	Pass	3.53G	3.68G	1M	3M	RMS	3.67906G	-38.95	-25.00	-13.95	-	-
3695MHz_RB 50,#RB 0	Pass	3.68G	3.689G	100k	300k	RMS	3.6885G	-19.45	-13.00	-6.45	MBW 1M	-
3695MHz_RB 50,#RB 0	Pass	3.689G	3.69G	100k	300k	RMS	3.68998G	-17.57	-13.00	-4.57	-	-
3695MHz_RB 50,#RB 0	Pass	3.7G	3.701G	100k	300k	RMS	3.7G	-17.62	-13.00	-4.62	-	-



Mode	Result	F-Start (Hz)	F-Stop (Hz)	RBW (Hz)	VBW (Hz)	Detector	Freq (Hz)	Level (dBm)	Limit (dBm)	Margin (dB)	Remark	Ref.Limit (dB)
3695MHz_RB 50,#RB 0	Pass	3.701G	3.71G	100k	300k	RMS	3.7015G	-18.86	-13.00	-5.86	MBW 1M	-
3695MHz_RB 50,#RB 0	Pass	3.71G	3.72G	1M	3M	RMS	3.71538G	-35.92	-25.00	-10.92	-	-
3695MHz_RB 50,#RB 0	Pass	3.72G	8G	1M	3M	RMS	3.72G	-55.59	-40.00	-15.59	-	-
3695MHz_RB 50,#RB 0	Pass	8G	37G	1M	3M	RMS	26.96675G	-51.90	-40.00	-11.90	-	-
Band 48_LTE_10MHz_Nss1,16QAM_1TX	-	-	-	-	-	-	-	-	-	-	-	-
3555MHz_RB 50,#RB 0	Pass	9k	150k	1k	1k	RMS	20.668k	-70.42	-40.00	-30.42	-	-
3555MHz_RB 50,#RB 0	Pass	150k	30M	10k	30k	RMS	157.462k	-46.00	-40.00	-6.00	-	-
3555MHz_RB 50,#RB 0	Pass	30M	1G	100k	300k	RMS	995.39M	-70.05	-40.00	-30.05	-	-
3555MHz_RB 50,#RB 0	Pass	1G	3.53G	1M	3M	RMS	3.53G	-59.47	-40.00	-19.47	-	-
3555MHz_RB 50,#RB 0	Pass	3.53G	3.54G	1M	3M	RMS	3.53997G	-39.24	-25.00	-14.24	-	-
3555MHz_RB 50,#RB 0	Pass	3.54G	3.549G	100k	300k	RMS	3.5485G	-20.87	-13.00	-7.87	MBW 1M	-
3555MHz_RB 50,#RB 0	Pass	3.549G	3.55G	100k	300k	RMS	3.54996G	-22.15	-13.00	-9.15	-	-
3555MHz_RB 50,#RB 0	Pass	3.56G	3.561G	100k	300k	RMS	3.56004G	-19.36	-13.00	-6.36	-	-
3555MHz_RB 50,#RB 0	Pass	3.561G	3.57G	100k	300k	RMS	3.5615G	-20.89	-13.00	-7.89	MBW 1M	-
3555MHz_RB 50,#RB 0	Pass	3.57G	3.72G	1M	3M	RMS	3.57088G	-36.85	-25.00	-11.85	-	-
3555MHz_RB 50,#RB 0	Pass	3.72G	8G	1M	3M	RMS	6.21952G	-62.69	-40.00	-22.69	-	-
3555MHz_RB 50,#RB 0	Pass	8G	37G	1M	3M	RMS	26.97863G	-51.35	-40.00	-11.35	-	-
3625MHz_RB 50,#RB 0	Pass	9k	150k	1k	1k	RMS	52.992k	-72.92	-40.00	-32.92	-	-
3625MHz_RB 50,#RB 0	Pass	150k	30M	10k	30k	RMS	150k	-47.30	-40.00	-7.30	-	-
3625MHz_RB 50,#RB 0	Pass	30M	1G	100k	300k	RMS	92.81M	-57.81	-40.00	-17.81	-	-
3625MHz_RB 50,#RB 0	Pass	1G	3.53G	1M	3M	RMS	3.19351G	-61.28	-40.00	-21.28	-	-
3625MHz_RB 50,#RB 0	Pass	3.53G	3.61G	1M	3M	RMS	3.60984G	-40.59	-25.00	-15.59	-	-
3625MHz_RB 50,#RB 0	Pass	3.61G	3.619G	100k	300k	RMS	3.6185G	-20.34	-13.00	-7.34	MBW 1M	-
3625MHz_RB 50,#RB 0	Pass	3.619G	3.62G	100k	300k	RMS	3.6199G	-24.17	-13.00	-11.17	-	-
3625MHz_RB 50,#RB 0	Pass	3.63G	3.631G	100k	300k	RMS	3.63004G	-23.16	-13.00	-10.16	-	-
3625MHz_RB 50,#RB 0	Pass	3.631G	3.64G	100k	300k	RMS	3.6315G	-19.87	-13.00	-6.87	MBW 1M	-
3625MHz_RB 50,#RB 0	Pass	3.64G	3.72G	1M	3M	RMS	3.64152G	-40.61	-25.00	-15.61	-	-
3625MHz_RB 50,#RB 0	Pass	3.72G	8G	1M	3M	RMS	3.77992G	-62.53	-40.00	-22.53	-	-
3625MHz_RB 50,#RB 0	Pass	8G	37G	1M	3M	RMS	26.981G	-52.46	-40.00	-12.46	-	-
3695MHz_RB 50,#RB 0	Pass	9k	150k	1k	1k	RMS	37.059k	-70.05	-40.00	-30.05	-	-
3695MHz_RB 50,#RB 0	Pass	150k	30M	10k	30k	RMS	150k	-43.92	-40.00	-3.92	-	-
3695MHz_RB 50,#RB 0	Pass	30M	1G	100k	300k	RMS	877.42M	-72.08	-40.00	-32.08	-	-
3695MHz_RB 50,#RB 0	Pass	1G	3.53G	1M	3M	RMS	3.44398G	-59.47	-40.00	-19.47	-	-
3695MHz_RB 50,#RB 0	Pass	3.53G	3.68G	1M	3M	RMS	3.67948G	-37.74	-25.00	-12.74	-	-
3695MHz_RB 50,#RB 0	Pass	3.68G	3.689G	100k	300k	RMS	3.6875G	-21.25	-13.00	-8.25	MBW 1M	-
3695MHz_RB 50,#RB 0	Pass	3.689G	3.69G	100k	300k	RMS	3.68996G	-19.09	-13.00	-6.09	-	-
3695MHz_RB 50,#RB 0	Pass	3.7G	3.701G	100k	300k	RMS	3.70017G	-17.61	-13.00	-4.61	-	-
3695MHz_RB 50,#RB 0	Pass	3.701G	3.71G	100k	300k	RMS	3.7015G	-18.38	-13.00	-5.38	MBW 1M	-
3695MHz_RB 50,#RB 0	Pass	3.71G	3.72G	1M	3M	RMS	3.71049G	-35.90	-25.00	-10.90	-	-
3695MHz_RB 50,#RB 0	Pass	3.72G	8G	1M	3M	RMS	3.72G	-56.65	-40.00	-16.65	-	-
3695MHz_RB 50,#RB 0	Pass	8G	37G	1M	3M	RMS	26.97625G	-51.99	-40.00	-11.99	-	-
Band 48_LTE_15MHz_Nss1,OPSK_1TX	-	-	-	-	-	-	-	-	-	-	-	-
3557.5MHz_RB 75,#RB 0	Pass	9k	150k	1k	1k	RMS	59.478k	-71.82	-40.00	-31.82	-	-
3557.5MHz_RB 75,#RB 0	Pass	150k	30M	10k	30k	RMS	150k	-46.30	-40.00	-6.30	-	-
3557.5MHz_RB 75,#RB 0	Pass	30M	1G	100k	300k	RMS	995.27M	-69.79	-40.00	-29.79	-	-
3557.5MHz_RB 75,#RB 0	Pass	1G	3.53G	1M	3M	RMS	3.53G	-49.62	-40.00	-9.62	-	-
3557.5MHz_RB 75,#RB 0	Pass	3.53G	3.54G	1M	3M	RMS	3.53885G	-29.46	-25.00	-4.46	-	-
3557.5MHz_RB 75,#RB 0	Pass	3.54G	3.549G	150k	470k	RMS	3.5485G	-23.64	-13.00	-10.64	MBW 1M	-
3557.5MHz_RB 75,#RB 0	Pass	3.549G	3.55G	150k	470k	RMS	3.54995G	-20.69	-13.00	-7.69	-	-
3557.5MHz_RB 75,#RB 0	Pass	3.565G	3.566G	150k	470k	RMS	3.56508G	-21.72	-13.00	-8.72	-	-
3557.5MHz_RB 75,#RB 0	Pass	3.566G	3.58G	150k	470k	RMS	3.5665G	-22.35	-13.00	-9.35	MBW 1M	-
3557.5MHz_RB 75,#RB 0	Pass	3.58G	3.72G	1M	3M	RMS	3.58018G	-41.08	-25.00	-16.08	-	-
3557.5MHz_RB 75,#RB 0	Pass	3.72G	8G	1M	3M	RMS	6.49772G	-62.89	-40.00	-22.89	-	-
3557.5MHz_RB 75,#RB 0	Pass	8G	37G	1M	3M	RMS	26.95725G	-51.75	-40.00	-11.75	-	-



Mode	Result	F-Start (Hz)	F-Stop (Hz)	RBW (Hz)	VBW (Hz)	Detector	Freq (Hz)	Level (dBm)	Limit (dBm)	Margin (dB)	Remark	Ref.Limit (dB)
3625MHz_RB 75,#RB 0	Pass	9k	150k	1k	1k	RMS	103.964k	-72.05	-40.00	-32.05	-	-
3625MHz_RB 75,#RB 0	Pass	150k	30M	10k	30k	RMS	150k	-44.80	-40.00	-4.80	-	-
3625MHz_RB 75,#RB 0	Pass	30M	1G	100k	300k	RMS	884.69M	-72.13	-40.00	-32.13	-	-
3625MHz_RB 75,#RB 0	Pass	1G	3.53G	1M	3M	RMS	3.15809G	-59.93	-40.00	-19.93	-	-
3625MHz_RB 75,#RB 0	Pass	3.53G	3.6025G	1M	3M	RMS	3.59453G	-40.57	-25.00	-15.57	-	-
3625MHz_RB 75,#RB 0	Pass	3.6025G	3.6165G	150k	470k	RMS	3.615G	-22.21	-13.00	-9.21	MBW 1M	-
3625MHz_RB 75,#RB 0	Pass	3.6165G	3.6175G	150k	470k	RMS	3.61738G	-19.87	-13.00	-6.87	-	-
3625MHz_RB 75,#RB 0	Pass	3.6325G	3.6335G	150k	470k	RMS	3.63261G	-21.17	-13.00	-8.17	-	-
3625MHz_RB 75,#RB 0	Pass	3.6335G	3.6475G	150k	470k	RMS	3.635G	-20.87	-13.00	-7.87	MBW 1M	-
3625MHz_RB 75,#RB 0	Pass	3.6475G	3.72G	1M	3M	RMS	3.64755G	-40.56	-25.00	-15.56	-	-
3625MHz_RB 75,#RB 0	Pass	3.72G	8G	1M	3M	RMS	3.77992G	-61.69	-40.00	-21.69	-	-
3625MHz_RB 75,#RB 0	Pass	8G	37G	1M	3M	RMS	26.38963G	-51.89	-40.00	-11.89	-	-
3692.5MHz_RB 75,#RB 0	Pass	9k	150k	1k	1k	RMS	67.057k	-71.02	-40.00	-31.02	-	-
3692.5MHz_RB 75,#RB 0	Pass	150k	30M	10k	30k	RMS	150k	-47.55	-40.00	-7.55	-	-
3692.5MHz_RB 75,#RB 0	Pass	30M	1G	100k	300k	RMS	785.27M	-72.36	-40.00	-32.36	-	-
3692.5MHz_RB 75,#RB 0	Pass	1G	3.53G	1M	3M	RMS	1.13409G	-59.78	-40.00	-19.78	-	-
3692.5MHz_RB 75,#RB 0	Pass	3.53G	3.67G	1M	3M	RMS	3.66223G	-39.54	-25.00	-14.54	-	-
3692.5MHz_RB 75,#RB 0	Pass	3.67G	3.684G	150k	470k	RMS	3.6835G	-21.98	-13.00	-8.98	MBW 1M	-
3692.5MHz_RB 75,#RB 0	Pass	3.684G	3.685G	150k	470k	RMS	3.68479G	-21.08	-13.00	-8.08	-	-
3692.5MHz_RB 75,#RB 0	Pass	3.7G	3.701G	150k	470k	RMS	3.70005G	-17.33	-13.00	-4.33	-	-
3692.5MHz_RB 75,#RB 0	Pass	3.701G	3.71G	150k	470k	RMS	3.7025G	-20.51	-13.00	-7.51	MBW 1M	-
3692.5MHz_RB 75,#RB 0	Pass	3.71G	3.72G	1M	3M	RMS	3.71034G	-27.00	-25.00	-2.00	-	-
3692.5MHz_RB 75,#RB 0	Pass	3.72G	8G	1M	3M	RMS	3.72G	-50.73	-40.00	-10.73	-	-
3692.5MHz_RB 75,#RB 0	Pass	8G	37G	1M	3M	RMS	26.99763G	-51.85	-40.00	-11.85	-	-
Band 48_LTE_15MHz_Nss1,16QAM_1TX	-	-	-	-	-	-	-	-	-	-	-	-
3557.5MHz_RB 75,#RB 0	Pass	9k	150k	1k	1k	RMS	97.019k	-71.78	-40.00	-31.78	-	-
3557.5MHz_RB 75,#RB 0	Pass	150k	30M	10k	30k	RMS	150k	-46.80	-40.00	-6.80	-	-
3557.5MHz_RB 75,#RB 0	Pass	30M	1G	100k	300k	RMS	999.15M	-69.84	-40.00	-29.84	-	-
3557.5MHz_RB 75,#RB 0	Pass	1G	3.53G	1M	3M	RMS	3.53G	-52.76	-40.00	-12.76	-	-
3557.5MHz_RB 75,#RB 0	Pass	3.53G	3.54G	1M	3M	RMS	3.53954G	-31.29	-25.00	-6.29	-	-
3557.5MHz_RB 75,#RB 0	Pass	3.54G	3.549G	150k	470k	RMS	3.5475G	-24.29	-13.00	-11.29	MBW 1M	-
3557.5MHz_RB 75,#RB 0	Pass	3.549G	3.55G	150k	470k	RMS	3.54995G	-19.74	-13.00	-6.74	-	-
3557.5MHz_RB 75,#RB 0	Pass	3.565G	3.566G	150k	470k	RMS	3.56528G	-22.46	-13.00	-9.46	-	-
3557.5MHz_RB 75,#RB 0	Pass	3.566G	3.58G	150k	470k	RMS	3.5665G	-22.43	-13.00	-9.43	MBW 1M	-
3557.5MHz_RB 75,#RB 0	Pass	3.58G	3.72G	1M	3M	RMS	3.58194G	-41.71	-25.00	-16.71	-	-
3557.5MHz_RB 75,#RB 0	Pass	3.72G	8G	1M	3M	RMS	3.77992G	-62.40	-40.00	-22.40	-	-
3557.5MHz_RB 75,#RB 0	Pass	8G	37G	1M	3M	RMS	26.92638G	-51.73	-40.00	-11.73	-	-
3625MHz_RB 75,#RB 0	Pass	9k	150k	1k	1k	RMS	42.276k	-70.65	-40.00	-30.65	-	-
3625MHz_RB 75,#RB 0	Pass	150k	30M	10k	30k	RMS	150k	-44.46	-40.00	-4.46	-	-
3625MHz_RB 75,#RB 0	Pass	30M	1G	100k	300k	RMS	936.83M	-72.23	-40.00	-32.23	-	-
3625MHz_RB 75,#RB 0	Pass	1G	3.53G	1M	3M	RMS	3.22893G	-60.12	-40.00	-20.12	-	-
3625MHz_RB 75,#RB 0	Pass	3.53G	3.6025G	1M	3M	RMS	3.6023G	-41.96	-25.00	-16.96	-	-
3625MHz_RB 75,#RB 0	Pass	3.6025G	3.6165G	150k	470k	RMS	3.616G	-25.11	-13.00	-12.11	MBW 1M	-
3625MHz_RB 75,#RB 0	Pass	3.6165G	3.6175G	150k	470k	RMS	3.61735G	-21.11	-13.00	-8.11	-	-
3625MHz_RB 75,#RB 0	Pass	3.6325G	3.6335G	150k	470k	RMS	3.63267G	-21.61	-13.00	-8.61	-	-
3625MHz_RB 75,#RB 0	Pass	3.6335G	3.6475G	150k	470k	RMS	3.635G	-20.87	-13.00	-7.87	MBW 1M	-
3625MHz_RB 75,#RB 0	Pass	3.6475G	3.72G	1M	3M	RMS	3.64884G	-41.04	-25.00	-16.04	-	-
3625MHz_RB 75,#RB 0	Pass	3.72G	8G	1M	3M	RMS	3.7414G	-62.61	-40.00	-22.61	-	-
3625MHz_RB 75,#RB 0	Pass	8G	37G	1M	3M	RMS	26.96913G	-51.66	-40.00	-11.66	-	-
3692.5MHz_RB 75,#RB 0	Pass	9k	150k	1k	1k	RMS	29.974k	-70.75	-40.00	-30.75	-	-
3692.5MHz_RB 75,#RB 0	Pass	150k	30M	10k	30k	RMS	150k	-47.43	-40.00	-7.43	-	-
3692.5MHz_RB 75,#RB 0	Pass	30M	1G	100k	300k	RMS	879.36M	-71.63	-40.00	-31.63	-	-
3692.5MHz_RB 75,#RB 0	Pass	1G	3.53G	1M	3M	RMS	3.27194G	-60.70	-40.00	-20.70	-	-
3692.5MHz_RB 75,#RB 0	Pass	3.53G	3.67G	1M	3M	RMS	3.66951G	-41.69	-25.00	-16.69	-	-



Mode	Result	F-Start (Hz)	F-Stop (Hz)	RBW (Hz)	VBW (Hz)	Detector	Freq (Hz)	Level (dBm)	Limit (dBm)	Margin (dB)	Remark	Ref.Limit (dB)
3692.5MHz_RB 75,#RB 0	Pass	3.67G	3.684G	150k	470k	RMS	3.6825G	-23.06	-13.00	-10.06	MBW 1M	-
3692.5MHz_RB 75,#RB 0	Pass	3.684G	3.685G	150k	470k	RMS	3.68495G	-19.38	-13.00	-6.38	-	-
3692.5MHz_RB 75,#RB 0	Pass	3.7G	3.701G	150k	470k	RMS	3.70001G	-21.23	-13.00	-8.23	-	-
3692.5MHz_RB 75,#RB 0	Pass	3.701G	3.71G	150k	470k	RMS	3.7015G	-20.09	-13.00	-7.09	MBW 1M	-
3692.5MHz_RB 75,#RB 0	Pass	3.71G	3.72G	1M	3M	RMS	3.71098G	-30.55	-25.00	-5.55	-	-
3692.5MHz_RB 75,#RB 0	Pass	3.72G	8G	1M	3M	RMS	3.72G	-52.72	-40.00	-12.72	-	-
3692.5MHz_RB 75,#RB 0	Pass	8G	37G	1M	3M	RMS	26.99763G	-51.78	-40.00	-11.78	-	-
Band 48_LTE_20MHz_Nss1,OPSK_1TX	-	-	-	-	-	-	-	-	-	-	-	-
3560MHz_RB 100,#RB 0	Pass	9k	150k	1k	1k	RMS	37.764k	-71.31	-40.00	-31.31	-	-
3560MHz_RB 100,#RB 0	Pass	150k	30M	10k	30k	RMS	150k	-43.76	-40.00	-3.76	-	-
3560MHz_RB 100,#RB 0	Pass	30M	1G	100k	300k	RMS	998.18M	-71.06	-40.00	-31.06	-	-
3560MHz_RB 100,#RB 0	Pass	1G	3.53G	1M	3M	RMS	3.52241G	-48.97	-40.00	-8.97	-	-
3560MHz_RB 100,#RB 0	Pass	3.53G	3.54G	1M	3M	RMS	3.5387G	-25.33	-25.00	-0.33	-	-
3560MHz_RB 100,#RB 0	Pass	3.54G	3.549G	200k	620k	RMS	3.5485G	-22.99	-13.00	-9.99	MBW 1M	-
3560MHz_RB 100,#RB 0	Pass	3.549G	3.55G	200k	620k	RMS	3.54997G	-20.66	-13.00	-7.66	-	-
3560MHz_RB 100,#RB 0	Pass	3.57G	3.571G	200k	620k	RMS	3.57019G	-22.34	-13.00	-9.34	-	-
3560MHz_RB 100,#RB 0	Pass	3.571G	3.59G	200k	620k	RMS	3.5725G	-23.32	-13.00	-10.32	MBW 1M	-
3560MHz_RB 100,#RB 0	Pass	3.59G	3.72G	1M	3M	RMS	3.59081G	-39.97	-25.00	-14.97	-	-
3560MHz_RB 100,#RB 0	Pass	3.72G	8G	1M	3M	RMS	3.77992G	-62.67	-40.00	-22.67	-	-
3560MHz_RB 100,#RB 0	Pass	8G	37G	1M	3M	RMS	26.71975G	-51.72	-40.00	-11.72	-	-
3625MHz_RB 100,#RB 0	Pass	9k	150k	1k	1k	RMS	41.113k	-70.81	-40.00	-30.81	-	-
3625MHz_RB 100,#RB 0	Pass	150k	30M	10k	30k	RMS	150k	-46.80	-40.00	-6.80	-	-
3625MHz_RB 100,#RB 0	Pass	30M	1G	100k	300k	RMS	967.99M	-71.32	-40.00	-31.32	-	-
3625MHz_RB 100,#RB 0	Pass	1G	3.53G	1M	3M	RMS	3.22893G	-59.55	-40.00	-19.55	-	-
3625MHz_RB 100,#RB 0	Pass	3.53G	3.595G	1M	3M	RMS	3.59406G	-41.56	-25.00	-16.56	-	-
3625MHz_RB 100,#RB 0	Pass	3.595G	3.614G	200k	620k	RMS	3.6135G	-21.71	-13.00	-8.71	MBW 1M	-
3625MHz_RB 100,#RB 0	Pass	3.614G	3.615G	200k	620k	RMS	3.61496G	-22.81	-13.00	-9.81	-	-
3625MHz_RB 100,#RB 0	Pass	3.635G	3.636G	200k	620k	RMS	3.63523G	-20.42	-13.00	-7.42	-	-
3625MHz_RB 100,#RB 0	Pass	3.636G	3.655G	200k	620k	RMS	3.6365G	-20.87	-13.00	-7.87	MBW 1M	-
3625MHz_RB 100,#RB 0	Pass	3.655G	3.72G	1M	3M	RMS	3.66401G	-40.89	-25.00	-15.89	-	-
3625MHz_RB 100,#RB 0	Pass	3.72G	8G	1M	3M	RMS	5.88568G	-62.83	-40.00	-22.83	-	-
3625MHz_RB 100,#RB 0	Pass	8G	37G	1M	3M	RMS	26.95013G	-51.29	-40.00	-11.29	-	-
3690MHz_RB 100,#RB 0	Pass	9k	150k	1k	1k	RMS	24.263k	-72.92	-40.00	-32.92	-	-
3690MHz_RB 100,#RB 0	Pass	150k	30M	10k	30k	RMS	150k	-46.02	-40.00	-6.02	-	-
3690MHz_RB 100,#RB 0	Pass	30M	1G	100k	300k	RMS	636.61M	-73.37	-40.00	-33.37	-	-
3690MHz_RB 100,#RB 0	Pass	1G	3.53G	1M	3M	RMS	3.44398G	-59.90	-40.00	-19.90	-	-
3690MHz_RB 100,#RB 0	Pass	3.53G	3.66G	1M	3M	RMS	3.65545G	-43.42	-25.00	-18.42	-	-
3690MHz_RB 100,#RB 0	Pass	3.66G	3.679G	200k	620k	RMS	3.6785G	-22.17	-13.00	-9.17	MBW 1M	-
3690MHz_RB 100,#RB 0	Pass	3.679G	3.68G	200k	620k	RMS	3.68G	-21.25	-13.00	-8.25	-	-
3690MHz_RB 100,#RB 0	Pass	3.7G	3.701G	200k	620k	RMS	3.70006G	-22.09	-13.00	-9.09	-	-
3690MHz_RB 100,#RB 0	Pass	3.701G	3.71G	200k	620k	RMS	3.7015G	-21.79	-13.00	-8.79	MBW 1M	-
3690MHz_RB 100,#RB 0	Pass	3.71G	3.72G	1M	3M	RMS	3.7113G	-25.19	-25.00	-0.19	-	-
3690MHz_RB 100,#RB 0	Pass	3.72G	8G	1M	3M	RMS	3.72856G	-50.33	-40.00	-10.33	-	-
3690MHz_RB 100,#RB 0	Pass	8G	37G	1M	3M	RMS	26.9525G	-52.69	-40.00	-12.69	-	-
Band 48_LTE_20MHz_Nss1,16QAM_1TX	-	-	-	-	-	-	-	-	-	-	-	-
3560MHz_RB 100,#RB 0	Pass	9k	150k	1k	1k	RMS	53.944k	-71.64	-40.00	-31.64	-	-
3560MHz_RB 100,#RB 0	Pass	150k	30M	10k	30k	RMS	150k	-45.75	-40.00	-5.75	-	-
3560MHz_RB 100,#RB 0	Pass	30M	1G	100k	300k	RMS	997.7M	-70.00	-40.00	-30.00	-	-
3560MHz_RB 100,#RB 0	Pass	1G	3.53G	1M	3M	RMS	3.52747G	-49.23	-40.00	-9.23	-	-
3560MHz_RB 100,#RB 0	Pass	3.53G	3.54G	1M	3M	RMS	3.53997G	-26.95	-25.00	-1.95	-	-
3560MHz_RB 100,#RB 0	Pass	3.54G	3.549G	200k	620k	RMS	3.5485G	-24.04	-13.00	-11.04	MBW 1M	-
3560MHz_RB 100,#RB 0	Pass	3.549G	3.55G	200k	620k	RMS	3.54998G	-23.68	-13.00	-10.68	-	-
3560MHz_RB 100,#RB 0	Pass	3.57G	3.571G	200k	620k	RMS	3.57003G	-21.41	-13.00	-8.41	-	-
3560MHz_RB 100,#RB 0	Pass	3.571G	3.59G	200k	620k	RMS	3.5725G	-24.02	-13.00	-11.02	MBW 1M	-

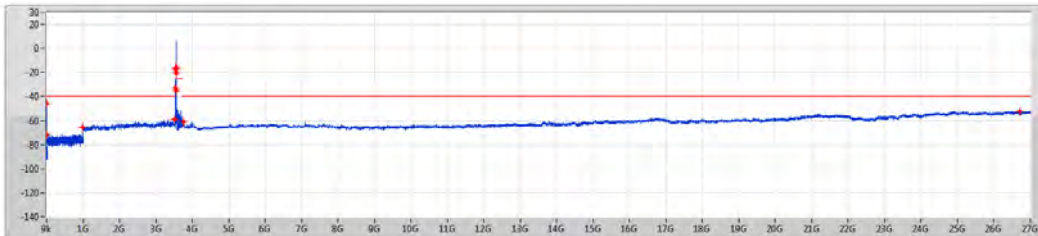


Mode	Result	F-Start (Hz)	F-Stop (Hz)	RBW (Hz)	VBW (Hz)	Detector	Freq (Hz)	Level (dBm)	Limit (dBm)	Margin (dB)	Remark	Ref.Limit (dB)
3560MHz_RB 100.#RB 0	Pass	3.59G	3.72G	1M	3M	RMS	3.59202G	-40.19	-25.00	-15.19	-	-
3560MHz_RB 100.#RB 0	Pass	3.72G	8G	1M	3M	RMS	6.53624G	-62.79	-40.00	-22.79	-	-
3560MHz_RB 100.#RB 0	Pass	8G	37G	1M	3M	RMS	26.66513G	-51.91	-40.00	-11.91	-	-
3625MHz_RB 100.#RB 0	Pass	9k	150k	1k	1k	RMS	28.705k	-71.28	-40.00	-31.28	-	-
3625MHz_RB 100.#RB 0	Pass	150k	30M	10k	30k	RMS	157.462k	-47.01	-40.00	-7.01	-	-
3625MHz_RB 100.#RB 0	Pass	30M	1G	100k	300k	RMS	990.06M	-72.00	-40.00	-32.00	-	-
3625MHz_RB 100.#RB 0	Pass	1G	3.53G	1M	3M	RMS	3.35037G	-58.73	-40.00	-18.73	-	-
3625MHz_RB 100.#RB 0	Pass	3.53G	3.595G	1M	3M	RMS	3.59495G	-41.49	-25.00	-16.49	-	-
3625MHz_RB 100.#RB 0	Pass	3.595G	3.614G	200k	620k	RMS	3.6135G	-24.90	-13.00	-11.90	MBW 1M	-
3625MHz_RB 100.#RB 0	Pass	3.614G	3.615G	200k	620k	RMS	3.61493G	-22.97	-13.00	-9.97	-	-
3625MHz_RB 100.#RB 0	Pass	3.635G	3.636G	200k	620k	RMS	3.63502G	-20.72	-13.00	-7.72	-	-
3625MHz_RB 100.#RB 0	Pass	3.636G	3.655G	200k	620k	RMS	3.6365G	-21.25	-13.00	-8.25	MBW 1M	-
3625MHz_RB 100.#RB 0	Pass	3.655G	3.72G	1M	3M	RMS	3.6592G	-41.82	-25.00	-16.82	-	-
3625MHz_RB 100.#RB 0	Pass	3.72G	8G	1M	3M	RMS	4.02388G	-62.71	-40.00	-22.71	-	-
3625MHz_RB 100.#RB 0	Pass	8G	37G	1M	3M	RMS	26.95725G	-51.60	-40.00	-11.60	-	-
3690MHz_RB 100.#RB 0	Pass	9k	150k	1k	1k	RMS	77.456k	-72.98	-40.00	-32.98	-	-
3690MHz_RB 100.#RB 0	Pass	150k	30M	10k	30k	RMS	150k	-45.68	-40.00	-5.68	-	-
3690MHz_RB 100.#RB 0	Pass	30M	1G	100k	300k	RMS	951.74M	-73.66	-40.00	-33.66	-	-
3690MHz_RB 100.#RB 0	Pass	1G	3.53G	1M	3M	RMS	3.44398G	-60.55	-40.00	-20.55	-	-
3690MHz_RB 100.#RB 0	Pass	3.53G	3.66G	1M	3M	RMS	3.65571G	-43.53	-25.00	-18.53	-	-
3690MHz_RB 100.#RB 0	Pass	3.66G	3.679G	200k	620k	RMS	3.6785G	-22.97	-13.00	-9.97	MBW 1M	-
3690MHz_RB 100.#RB 0	Pass	3.679G	3.68G	200k	620k	RMS	3.68G	-24.66	-13.00	-11.66	-	-
3690MHz_RB 100.#RB 0	Pass	3.7G	3.701G	200k	620k	RMS	3.70022G	-25.52	-13.00	-12.52	-	-
3690MHz_RB 100.#RB 0	Pass	3.701G	3.71G	200k	620k	RMS	3.7015G	-22.93	-13.00	-9.93	MBW 1M	-
3690MHz_RB 100.#RB 0	Pass	3.71G	3.72G	1M	3M	RMS	3.71134G	-26.53	-25.00	-1.53	-	-
3690MHz_RB 100.#RB 0	Pass	3.72G	8G	1M	3M	RMS	3.72428G	-51.33	-40.00	-11.33	-	-
3690MHz_RB 100.#RB 0	Pass	8G	37G	1M	3M	RMS	26.99763G	-52.62	-40.00	-12.62	-	-

Band 48_LTE_5MHz_Nss1,QPSK_1TX
3552.5MHz_QPSK_RB 25,#RB 0

CSE-TX-Sum

08/07/2020



Limit 
Port 1 

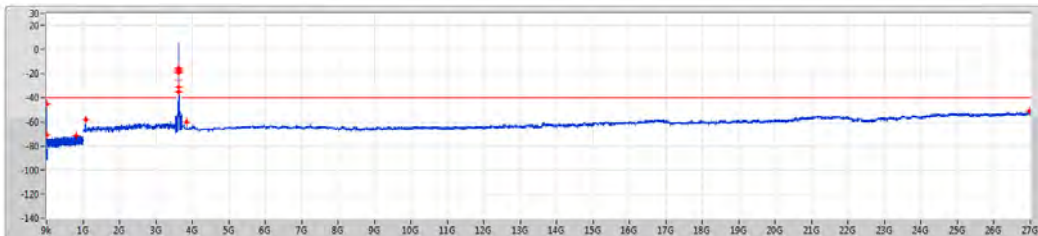


F-Start(Hz)	F-Stop(Hz)	RBW(Hz)	VBW(Hz)	Detector	Freq(Hz)	Level(dBm)	Limit(dBm)	Margin(dB)	Remark	Ref.Limit(dB)
9k	150k	1k	1k	RMS	13.512k	-71.40	-40.00	-31.40	-	-
150k	30M	10k	30k	RMS	157.462k	-45.52	-40.00	-5.52	-	-
30M	1G	100k	300k	RMS	991.39M	-65.89	-40.00	-25.89	-	-
1G	3.53G	1M	3M	RMS	3.51735G	-58.67	-40.00	-18.67	-	-
3.53G	3.545G	1M	3M	RMS	3.54224G	-33.22	-25.00	-8.22	-	-
3.543G	3.549G	51k	150k	RMS	3.5473G	-16.94	-13.00	-3.94	MBW1M	-
3.549G	3.556G	51k	150k	RMS	3.54993G	-17.39	-13.00	-4.39	-	-
3.556G	3.566G	51k	150k	RMS	3.55508G	-20.51	-13.00	-7.51	-	-
3.566G	3.56G	51k	150k	RMS	3.5565G	-16.07	-13.00	-3.07	MBW1M	-
3.56G	3.72G	1M	3M	RMS	3.56134G	-33.04	-25.00	-10.04	-	-
3.72G	8G	1M	3M	RMS	3.76708G	-60.83	-40.00	-20.83	-	-
8G	37G	1M	3M	RMS	26.7055G	-52.16	-40.00	-12.16	-	-

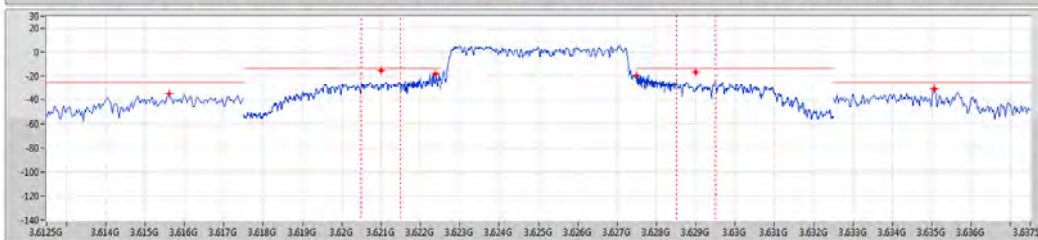
Band 48_LTE_5MHz_Nss1,QPSK_1TX
3625MHz_QPSK_RB 25,#RB 0

CSE-TX-Sum

08/07/2020



Limit 
Port 1 

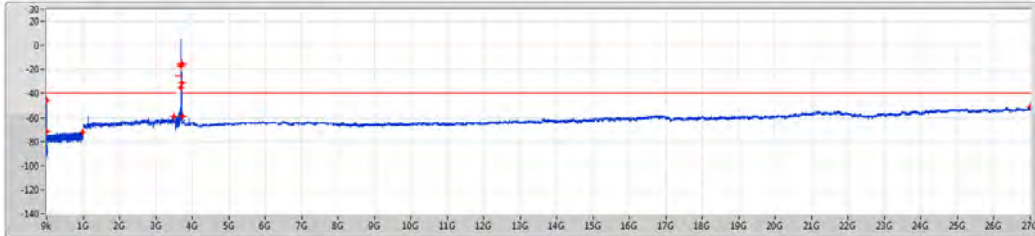


F-Start(Hz)	F-Stop(Hz)	RBW(Hz)	VBW(Hz)	Detector	Freq(Hz)	Level(dBm)	Limit(dBm)	Margin(dB)	Remark	Ref.Limit(dB)
9k	150k	1k	1k	RMS	71.252k	-71.05	-40.00	-31.05	-	-
150k	30M	10k	30k	RMS	150k	-44.99	-40.00	-4.99	-	-
30M	1G	100k	300k	RMS	813.52M	-71.64	-40.00	-31.64	-	-
1G	3.53G	1M	3M	RMS	1.06378G	-58.46	-40.00	-18.46	-	-
3.53G	3.6175G	1M	3M	RMS	3.61562G	-35.26	-25.00	-10.26	-	-
3.6175G	3.6215G	51k	150k	RMS	3.6211G	-15.42	-13.00	-2.42	MBW1M	-
3.6215G	3.6225G	51k	150k	RMS	3.62239G	-17.73	-13.00	-4.73	-	-
3.6225G	3.6285G	51k	150k	RMS	3.6273G	-18.88	-13.00	-5.88	-	-
3.6285G	3.6325G	51k	150k	RMS	3.629G	-16.44	-13.00	-3.44	MBW1M	-
3.6325G	3.72G	1M	3M	RMS	3.63506G	-31.12	-25.00	-6.12	-	-
3.72G	8G	1M	3M	RMS	3.83984G	-60.62	-40.00	-20.62	-	-
8G	37G	1M	3M	RMS	26.98575G	-51.12	-40.00	-11.12	-	-

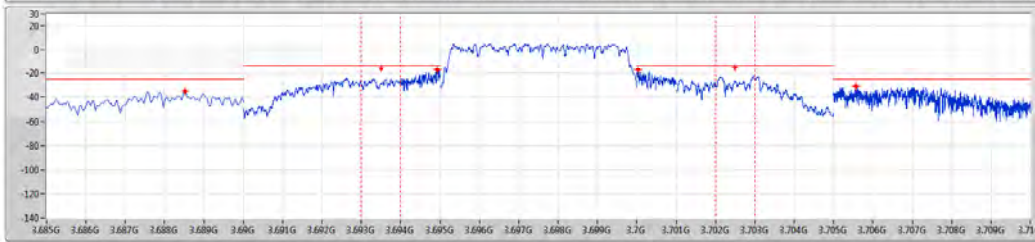
Band 48 LTE 5MHz Nss1,QPSK_1TX
3697.5MHz_QPSK_RB 25,#RB 0

CSE-TX-Sum

08/07/2020



Limit
Port 1

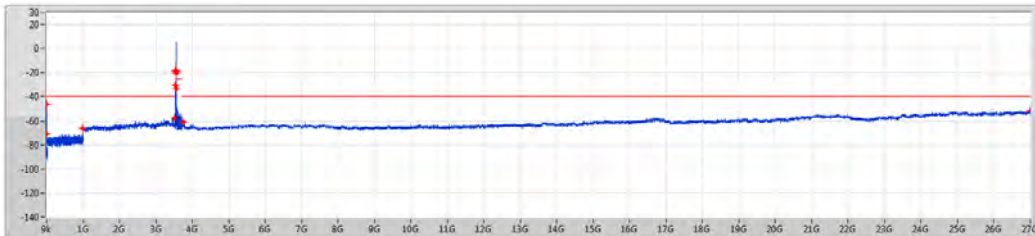


F-Start(Hz)	F-Stop(Hz)	RBW(Hz)	VBW(Hz)	Detector	Freq(Hz)	Level(dBm)	Limit(dBm)	Margin(dB)	Remark	Ref.Limit(dB)
9k	150k	1k	1k	RMS	50.207k	-71.57	-40.00	-31.57	-	-
150k	30M	10k	30k	RMS	157.462k	-45.57	-40.00	-5.57	-	-
30M	1G	100k	300k	RMS	993.33M	-72.11	-40.00	-32.11	-	-
1G	3.33G	1M	3M	RMS	3.48699G	-59.03	-40.00	-19.03	-	-
3.53G	3.69G	1M	3M	RMS	3.68852G	-25.27	-25.00	-0.27	-	-
3.69G	3.694G	51k	150k	RMS	3.6935G	-45.57	-13.00	-32.57	MBW1M	-
3.694G	3.695G	51k	150k	RMS	3.69492G	-16.91	-13.00	-3.91	-	-
3.7G	3.701G	51k	150k	RMS	3.70093G	-17.16	-13.00	-4.16	-	-
3.701G	3.705G	51k	150k	RMS	3.7025G	-15.05	-13.00	-2.05	MBW1M	-
3.705G	3.72G	1M	3M	RMS	3.70557G	-31.04	-25.00	-6.04	-	-
3.72G	8G	1M	3M	RMS	3.73712G	-39.05	-40.00	-0.95	-	-
8G	37G	1M	3M	RMS	26.9905G	-51.13	-40.00	-11.13	-	-

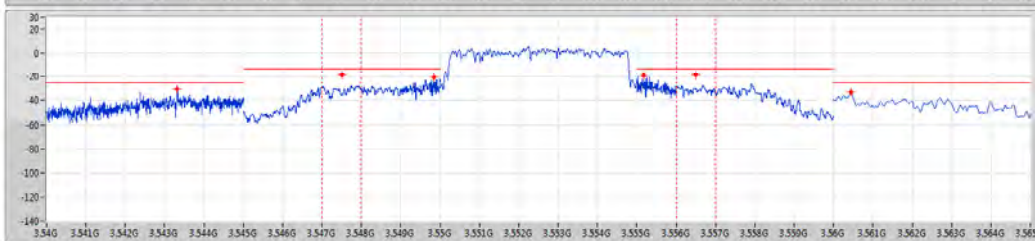
Band 48 LTE 5MHz Nss1,16QAM_1TX
3552.5MHz_16QAM_RB 25,#RB 0

CSE-TX-Sum

08/07/2020



Limit
Port 1

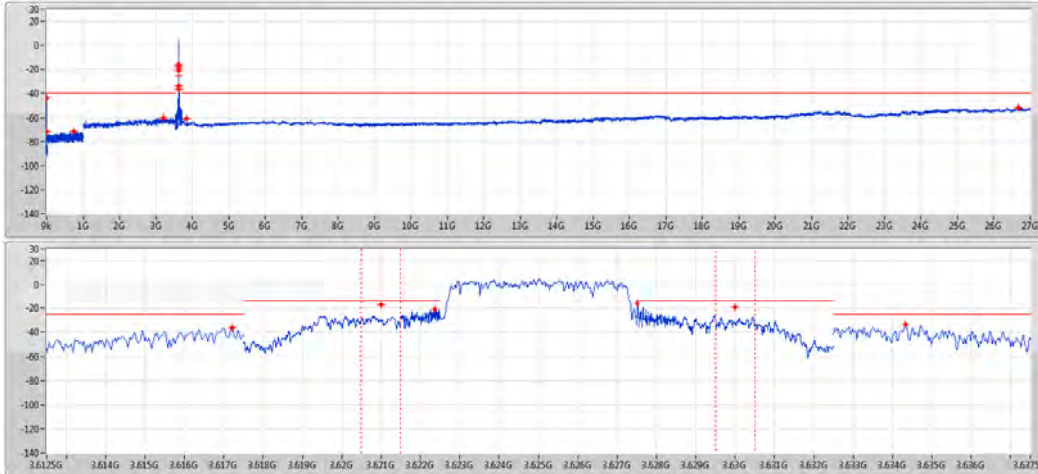


F-Start(Hz)	F-Stop(Hz)	RBW(Hz)	VBW(Hz)	Detector	Freq(Hz)	Level(dBm)	Limit(dBm)	Margin(dB)	Remark	Ref.Limit(dB)
9k	150k	1k	1k	RMS	10.551k	-70.93	-40.00	-30.93	-	-
150k	30M	10k	30k	RMS	150k	-46.11	-40.00	-6.11	-	-
30M	1G	100k	300k	RMS	991.39M	-66.17	-40.00	-26.17	-	-
1G	3.53G	1M	3M	RMS	3.51735G	-57.90	-40.00	-17.90	-	-
3.53G	3.545G	1M	3M	RMS	3.54332G	-30.40	-25.00	-5.40	-	-
3.545G	3.549G	51k	150k	RMS	3.5475G	-18.28	-13.00	-5.28	MBW1M	-
3.549G	3.55G	51k	150k	RMS	3.54985G	-20.19	-13.00	-7.19	-	-
3.55G	3.556G	51k	150k	RMS	3.55518G	-19.47	-13.00	-6.47	-	-
3.556G	3.56G	51k	150k	RMS	3.5585G	-18.21	-13.00	-5.21	MBW1M	-
3.56G	3.72G	1M	3M	RMS	3.56044G	-33.23	-25.00	-8.23	-	-
3.72G	8G	1M	3M	RMS	3.76706G	-61.02	-40.00	-21.02	-	-
8G	37G	1M	3M	RMS	26.99525G	-51.69	-40.00	-11.69	-	-

Band 48 LTE 5MHz Nss1,16QAM_1TX
3625MHz_16QAM_RB 25,#RB 0

CSE-TX-Sum

08/07/2020

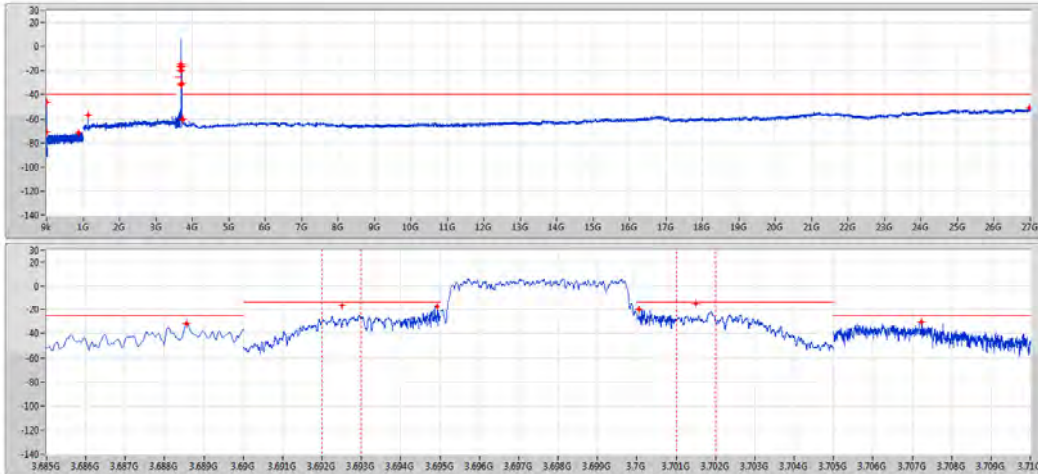


F-Start(Hz)	F-Stop(Hz)	RBW(Hz)	VBW(Hz)	Detector	Freq(Hz)	Level(dBm)	Limit(dBm)	Margin(dB)	Remark	Ref.Limit(dB)
9k	150k	1k	1k	RMS	91.941k	-71.27	-40.00	-31.27	-	-
150k	30M	10k	30k	RMS	150k	-43.66	-40.00	-3.66	-	-
30M	1G	100k	300k	RMS	742.59M	-71.90	-40.00	-31.90	-	-
1G	3.53G	1M	3M	RMS	3.19837G	-60.13	-40.00	-20.13	-	-
3.53G	3.6175G	1M	3M	RMS	3.61722G	-36.35	-25.00	-11.35	-	-
3.6175G	3.6215G	51k	150k	RMS	3.621G	-17.45	-13.00	-4.45	MBW 1M	-
3.6215G	3.6225G	51k	150k	RMS	3.62237G	-20.85	-13.00	-7.85	-	-
3.6225G	3.6285G	51k	150k	RMS	3.62752G	-15.54	-13.00	-2.54	-	-
3.6285G	3.6325G	51k	150k	RMS	3.63G	-19.22	-13.00	-6.22	MBW 1M	-
3.6325G	3.72G	1M	3M	RMS	3.63433G	-33.75	-25.00	-8.75	-	-
3.72G	8G	1M	3M	RMS	3.83984G	-60.91	-40.00	-20.91	-	-
8G	37G	1M	3M	RMS	26.66513G	-51.85	-40.00	-11.85	-	-

Band 48 LTE 5MHz Nss1,16QAM_1TX
3697.5MHz_16QAM_RB 25,#RB 0

CSE-TX-Sum

08/07/2020

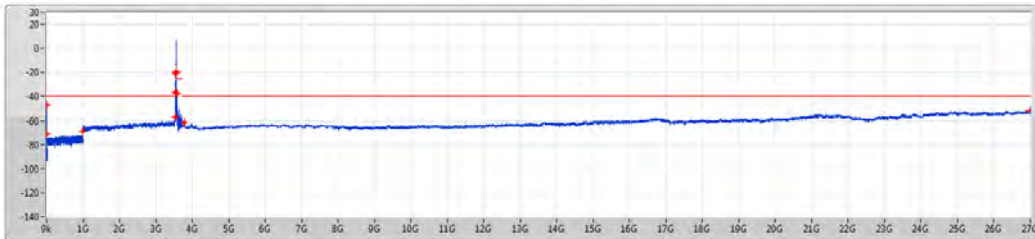


F-Start(Hz)	F-Stop(Hz)	RBW(Hz)	VBW(Hz)	Detector	Freq(Hz)	Level(dBm)	Limit(dBm)	Margin(dB)	Remark	Ref.Limit(dB)
9k	150k	1k	1k	RMS	38.892k	-70.69	-40.00	-30.69	-	-
150k	30M	10k	30k	RMS	157.462k	-46.08	-40.00	-6.08	-	-
30M	1G	100k	300k	RMS	882.51M	-71.79	-40.00	-31.79	-	-
1G	3.53G	1M	3M	RMS	1.13915G	-57.18	-40.00	-17.18	-	-
3.53G	3.69G	1M	3M	RMS	3.68856G	-31.66	-25.00	-6.66	-	-
3.69G	3.694G	51k	150k	RMS	3.6925G	-16.37	-13.00	-3.37	MBW 1M	-
3.694G	3.695G	51k	150k	RMS	3.69493G	-17.28	-13.00	-4.28	-	-
3.695G	3.701G	51k	150k	RMS	3.70005G	-19.76	-13.00	-6.76	-	-
3.701G	3.705G	51k	150k	RMS	3.7015G	-14.51	-13.00	-1.51	MBW 1M	-
3.705G	3.72G	1M	3M	RMS	3.70724G	-30.31	-25.00	-5.31	-	-
3.72G	8G	1M	3M	RMS	3.73712G	-60.00	-40.00	-20.00	-	-
8G	37G	1M	3M	RMS	26.97625G	-51.31	-40.00	-11.31	-	-

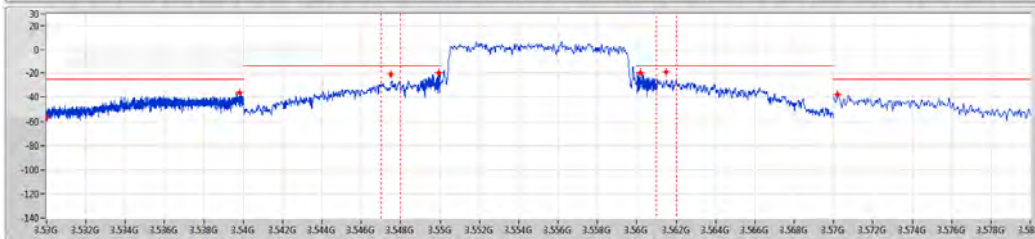
Band 48 LTE 10MHz Nss1,QPSK_1TX
3555MHz_QPSK_RB 50,#RB 0

CSE-TX-Sum

08/07/2020



Limit
Port1

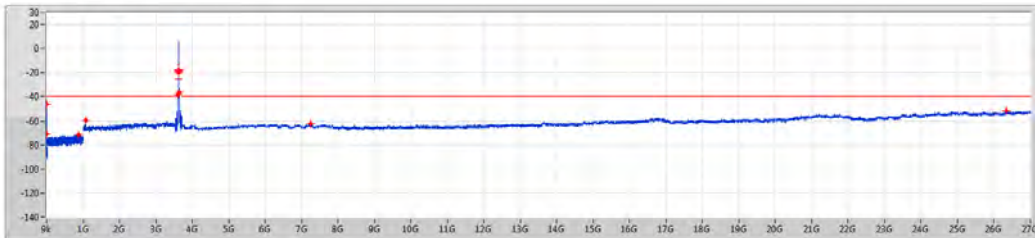


F-Start(Hz)	F-Stop(Hz)	RBW(Hz)	VBW(Hz)	Detector	Freq(Hz)	Level(dBm)	Limit(dBm)	Margin(dB)	Remark	Ref.Limit(dB)
9k	150k	1k	1k	RMS	61.734k	-70.78	-40.00	-30.78	-	-
150k	30M	10k	10k	RMS	150k	-47.05	-40.00	-7.05	-	-
30M	1G	100k	300k	RMS	994.54M	-59.14	-40.00	-29.14	-	-
1G	3.53G	1M	3M	RMS	3.53G	-57.04	-40.00	-17.04	-	-
3.53G	3.54G	1M	3M	RMS	3.53982G	-36.64	-25.00	-11.64	-	-
3.54G	3.549G	100k	300k	RMS	3.5475G	-20.87	-13.00	-7.87	MBW1M	-
3.549G	3.55G	100k	300k	RMS	3.54995G	-19.93	-13.00	-6.93	-	-
3.55G	3.561G	100k	300k	RMS	3.56018G	-19.51	-13.00	-6.51	-	-
3.561G	3.57G	100k	300k	RMS	3.5615G	-19.14	-13.00	-6.14	MBW1M	-
3.57G	3.72G	1M	3M	RMS	3.57021G	-37.43	-25.00	-12.43	-	-
3.72G	8G	1M	3M	RMS	3.77992G	-61.86	-40.00	-21.86	-	-
8G	37G	1M	3M	RMS	26.99525G	-51.81	-40.00	-11.81	-	-

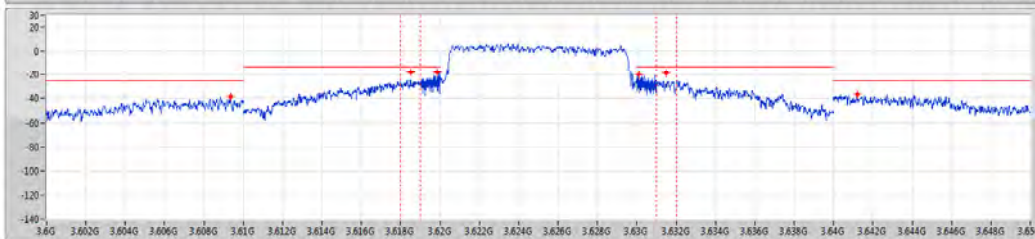
Band 48 LTE 10MHz Nss1,QPSK_1TX
3625MHz_QPSK_RB 50,#RB 0

CSE-TX-Sum

08/07/2020



Limit
Port1

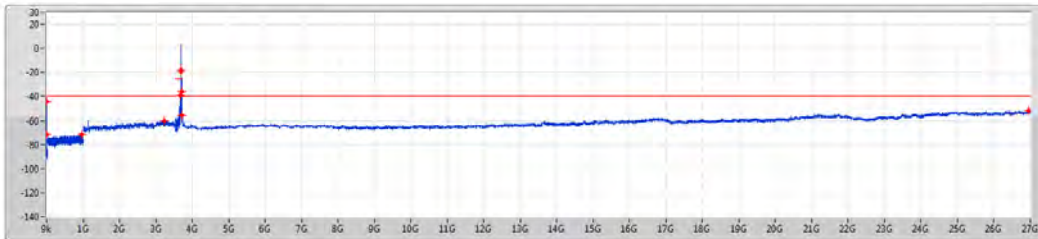


F-Start(Hz)	F-Stop(Hz)	RBW(Hz)	VBW(Hz)	Detector	Freq(Hz)	Level(dBm)	Limit(dBm)	Margin(dB)	Remark	Ref.Limit(dB)
9k	150k	1k	1k	RMS	33.957k	-71.07	-40.00	-31.07	-	-
150k	30M	10k	10k	RMS	150k	-46.63	-40.00	-6.63	-	-
30M	1G	100k	300k	RMS	876.81M	-71.83	-40.00	-31.83	-	-
1G	3.53G	1M	3M	RMS	1.06831G	-59.65	-40.00	-19.65	-	-
3.53G	3.61G	1M	3M	RMS	3.60934G	-38.31	-25.00	-13.31	-	-
3.61G	3.619G	100k	300k	RMS	3.6185G	-18.06	-13.00	-5.06	MBW1M	-
3.619G	3.62G	100k	300k	RMS	3.61986G	-17.84	-13.00	-4.84	-	-
3.62G	3.631G	100k	300k	RMS	3.6301G	-19.92	-13.00	-6.92	-	-
3.631G	3.64G	100k	300k	RMS	3.6315G	-18.50	-13.00	-5.50	MBW1M	-
3.64G	3.72G	1M	3M	RMS	3.64121G	-36.66	-25.00	-11.66	-	-
3.72G	8G	1M	3M	RMS	7.24672G	-62.49	-40.00	-22.49	-	-
8G	37G	1M	3M	RMS	26.335G	-51.66	-40.00	-11.66	-	-

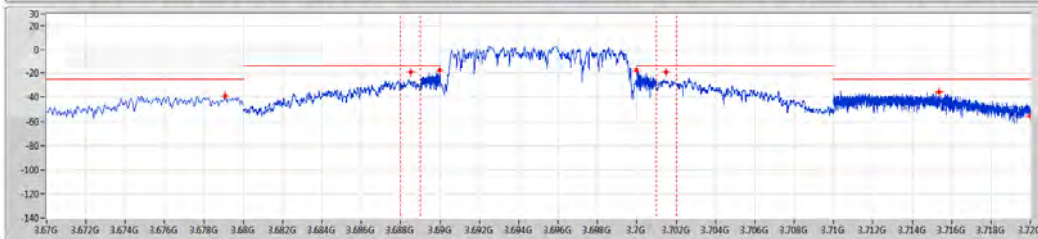
Band 48 LTE 10MHz Nss1,QPSK_1TX
3695MHz_QPSK_RB 50,#RB 0

CSE-TX-Sum

08/07/2020



Limit
Port 1

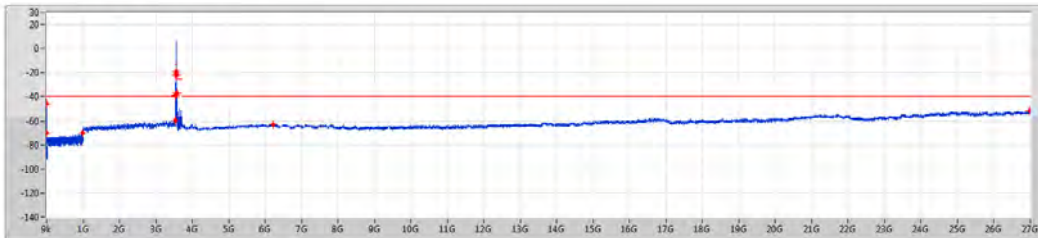


F-Start(Hz)	F-Stop(Hz)	RBW(Hz)	VBW(Hz)	Detector	Freq(Hz)	Level(dBm)	Limit(dBm)	Margin(dB)	Remark	Ref.Limit(dB)
9k	150k	1k	1k	RMS	98.259k	-71.30	-40.00	-31.30	-	-
150k	30M	10k	10k	RMS	150k	-44.63	-40.00	-4.63	-	-
30M	1G	100k	300k	RMS	973.69M	-71.83	-40.00	-31.83	-	-
1G	3.33G	1M	3M	RMS	3.22893G	-60.27	-40.00	-20.27	-	-
3.53G	3.68G	1M	3M	RMS	3.67906G	-38.95	-25.00	-13.95	-	-
3.68G	3.689G	100k	300k	RMS	3.6885G	-19.45	-13.00	-6.45	MBW1M	-
3.689G	3.69G	100k	300k	RMS	3.68998G	-17.57	-13.00	-4.57	-	-
3.7G	3.701G	100k	300k	RMS	3.7G	-17.62	-13.00	-4.62	-	-
3.701G	3.71G	100k	300k	RMS	3.7015G	-18.86	-13.00	-5.86	MBW1M	-
3.71G	3.72G	1M	3M	RMS	3.71538G	-35.92	-25.00	-10.92	-	-
3.72G	8G	1M	3M	RMS	3.72G	-35.59	-40.00	-15.59	-	-
8G	37G	1M	3M	RMS	26.96675G	-51.90	-40.00	-11.90	-	-

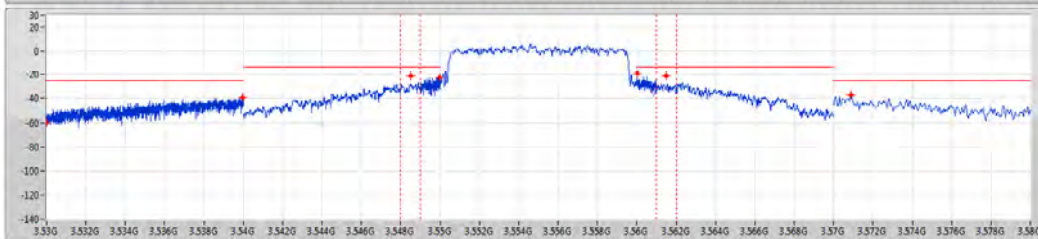
Band 48 LTE 10MHz Nss1,16QAM_1TX
3555MHz_16QAM_RB 50,#RB 0

CSE-TX-Sum

08/07/2020



Limit
Port 1

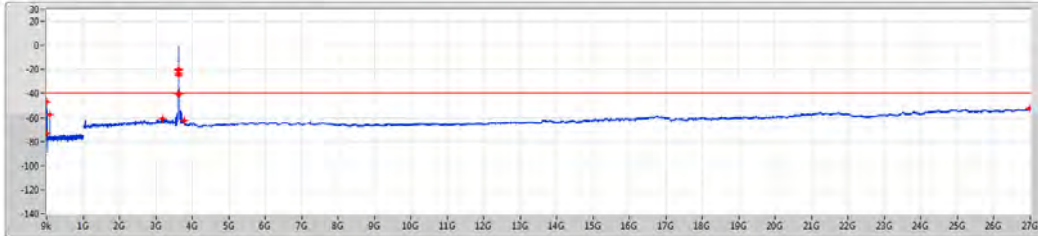


F-Start(Hz)	F-Stop(Hz)	RBW(Hz)	VBW(Hz)	Detector	Freq(Hz)	Level(dBm)	Limit(dBm)	Margin(dB)	Remark	Ref.Limit(dB)
9k	150k	1k	1k	RMS	20.658k	-70.42	-40.00	-30.42	-	-
150k	30M	10k	10k	RMS	157.462k	-46.00	-40.00	-6.00	-	-
30M	1G	100k	300k	RMS	995.38M	-70.05	-40.00	-30.05	-	-
1G	3.53G	1M	3M	RMS	3.53G	-59.47	-40.00	-19.47	-	-
3.53G	3.54G	1M	3M	RMS	3.53997G	-39.24	-25.00	-14.24	-	-
3.54G	3.549G	100k	300k	RMS	3.5485G	-20.87	-13.00	-7.87	MBW1M	-
3.549G	3.55G	100k	300k	RMS	3.54996G	-22.15	-13.00	-9.15	-	-
3.55G	3.561G	100k	300k	RMS	3.56004G	-19.36	-13.00	-6.36	-	-
3.561G	3.57G	100k	300k	RMS	3.5615G	-20.89	-13.00	-7.89	MBW1M	-
3.57G	3.72G	1M	3M	RMS	3.57088G	-36.85	-25.00	-11.85	-	-
3.72G	8G	1M	3M	RMS	6.21952G	-62.69	-40.00	-22.69	-	-
8G	37G	1M	3M	RMS	26.97863G	-51.35	-40.00	-11.35	-	-

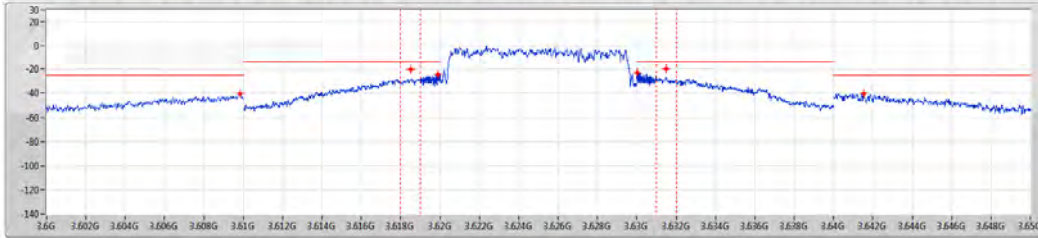
Band 48 LTE 10MHz Nss1,16QAM_1TX
3625MHz_16QAM_RB 50,#RB 0

CSE-TX-Sum

09/07/2020



Limit
Port 1

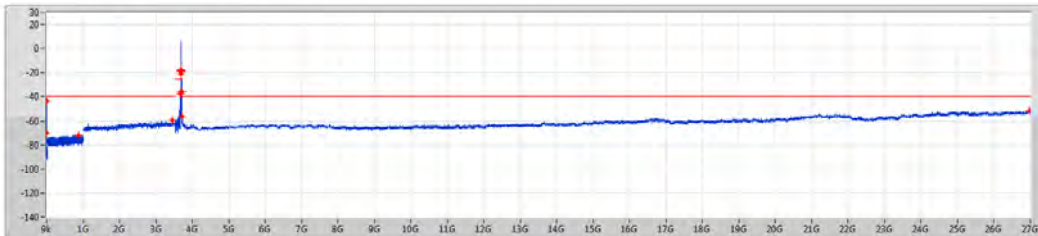


F-Start(Hz)	F-Stop(Hz)	RBW(Hz)	VBW(Hz)	Detector	Freq(Hz)	Level(dBm)	Limit(dBm)	Margin(dB)	Remark	Ref.Limit(dB)
9k	150k	1k	1k	RMS	52.992k	-72.92	-40.00	-32.92	-	-
150k	30M	10k	10k	RMS	150k	-47.30	-40.00	-7.30	-	-
30M	1G	100k	300k	RMS	92.814M	-57.81	-40.00	-17.81	-	-
1G	3.33G	1M	3M	RMS	3.19351G	-61.28	-40.00	-21.28	-	-
3.53G	3.61G	1M	3M	RMS	3.60984G	-40.59	-25.00	-15.59	-	-
3.61G	3.619G	100k	300k	RMS	3.6185G	-20.34	-13.00	-7.34	MBW1M	-
3.619G	3.62G	100k	300k	RMS	3.6199G	-24.17	-13.00	-11.17	-	-
3.62G	3.631G	100k	300k	RMS	3.63004G	-23.16	-13.00	-10.16	-	-
3.631G	3.64G	100k	300k	RMS	3.6315G	-19.87	-13.00	-6.87	MBW1M	-
3.64G	3.72G	1M	3M	RMS	3.64152G	-40.61	-25.00	-15.61	-	-
3.72G	8G	1M	3M	RMS	3.77992G	-62.55	-40.00	-22.55	-	-
8G	37G	1M	3M	RMS	26.981G	-52.46	-40.00	-12.46	-	-

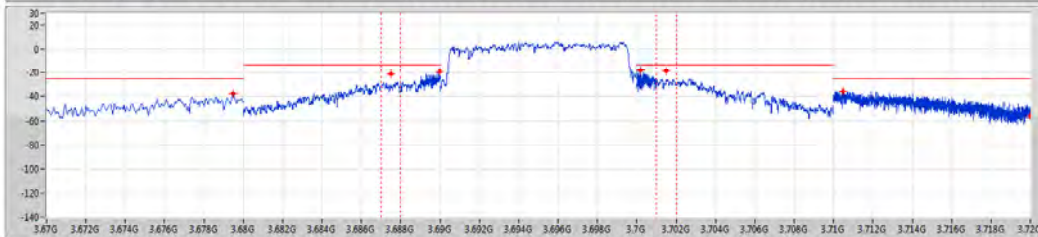
Band 48 LTE 10MHz Nss1,16QAM_1TX
3695MHz_16QAM_RB 50,#RB 0

CSE-TX-Sum

08/07/2020



Limit
Port 1

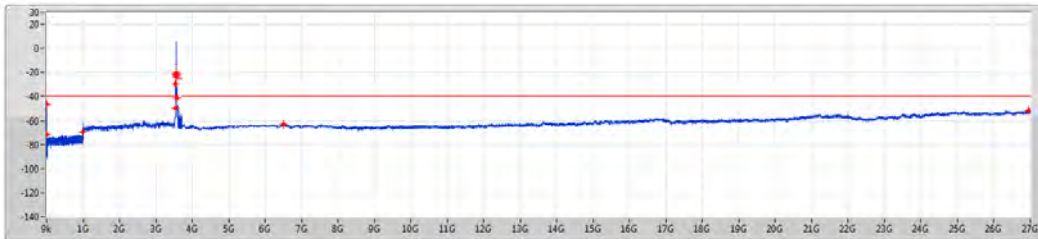


F-Start(Hz)	F-Stop(Hz)	RBW(Hz)	VBW(Hz)	Detector	Freq(Hz)	Level(dBm)	Limit(dBm)	Margin(dB)	Remark	Ref.Limit(dB)
9k	150k	1k	1k	RMS	37.059k	-70.05	-40.00	-30.05	-	-
150k	30M	10k	30k	RMS	150k	-43.92	-40.00	-3.92	-	-
30M	1G	100k	300k	RMS	877.42M	-72.08	-40.00	-32.08	-	-
1G	3.53G	1M	3M	RMS	3.44398G	-59.47	-40.00	-19.47	-	-
3.53G	3.68G	1M	3M	RMS	3.67948G	-37.74	-25.00	-12.74	-	-
3.68G	3.689G	100k	300k	RMS	3.6875G	-21.25	-13.00	-8.25	MBW1M	-
3.689G	3.69G	100k	300k	RMS	3.68996G	-19.09	-13.00	-6.09	-	-
3.69G	3.701G	100k	300k	RMS	3.70017G	-17.61	-13.00	-4.61	-	-
3.701G	3.71G	100k	300k	RMS	3.7015G	-18.38	-13.00	-5.38	MBW1M	-
3.71G	3.72G	1M	3M	RMS	3.71049G	-35.90	-25.00	-10.90	-	-
3.72G	8G	1M	3M	RMS	3.72G	-56.65	-40.00	-16.65	-	-
8G	37G	1M	3M	RMS	26.97625G	-51.99	-40.00	-11.99	-	-

Band 48 LTE_15MHz_Nss1,QPSK_1TX
3557.5MHz_QPSK_RB 75,#RB 0

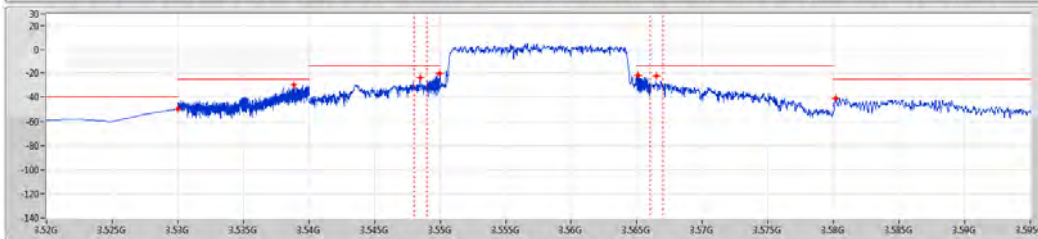
CSE-TX-Sum

08/07/2020



Limit

Port1

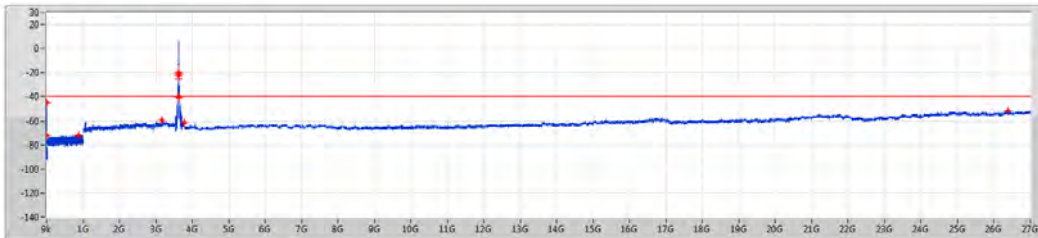


F-Start(Hz)	F-Stop(Hz)	RBW(Hz)	VBW(Hz)	Detector	Freq(Hz)	Level(dBm)	Limit(dBm)	Margin(dB)	Remark	Ref.Limit(dB)
9k	150k	1k	1k	RMS	58.478k	-71.82	-40.00	-31.82	-	-
150k	30M	10k	30k	RMS	150k	-46.30	-40.00	-6.30	-	-
30M	1G	100k	300k	RMS	995.27M	-59.79	-40.00	-29.79	-	-
1G	3.33G	1M	3M	RMS	3.33G	-49.62	-40.00	-9.62	-	-
3.33G	3.54G	1M	3M	RMS	3.52885G	-28.46	-25.00	-4.46	-	-
3.54G	3.549G	150k	470k	RMS	3.5485G	-23.64	-13.00	-10.64	MBW1M	-
3.549G	3.55G	150k	470k	RMS	3.54995G	-20.69	-13.00	-7.69	-	-
3.565G	3.566G	150k	470k	RMS	3.56508G	-21.72	-13.00	-8.72	-	-
3.566G	3.58G	150k	470k	RMS	3.5665G	-22.35	-13.00	-9.35	MBW1M	-
3.58G	3.72G	1M	3M	RMS	3.58018G	-41.08	-25.00	-16.08	-	-
3.72G	8G	1M	3M	RMS	6.49772G	-62.89	-40.00	-22.89	-	-
8G	37G	1M	3M	RMS	26.95725G	-51.75	-40.00	-11.75	-	-

Band 48 LTE_15MHz_Nss1,QPSK_1TX
3625MHz_QPSK_RB 75,#RB 0

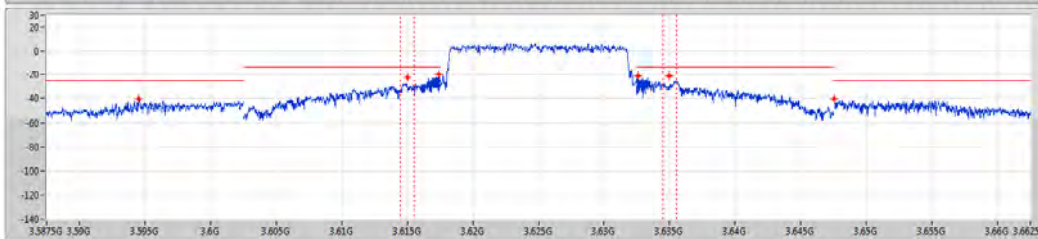
CSE-TX-Sum

08/07/2020



Limit

Port1

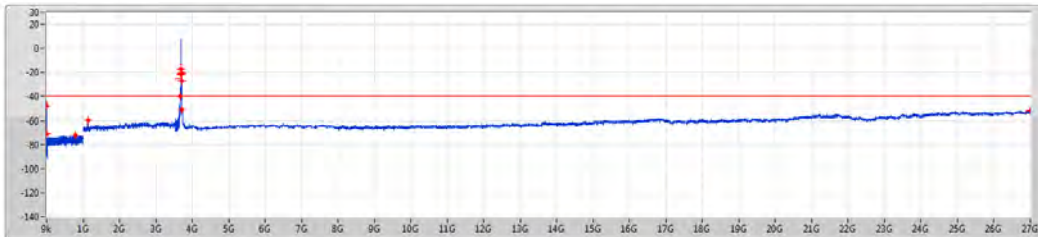


F-Start(Hz)	F-Stop(Hz)	RBW(Hz)	VBW(Hz)	Detector	Freq(Hz)	Level(dBm)	Limit(dBm)	Margin(dB)	Remark	Ref.Limit(dB)
9k	150k	1k	1k	RMS	103.964k	-72.05	-40.00	-32.05	-	-
150k	30M	10k	30k	RMS	150k	-44.80	-40.00	-4.80	-	-
30M	1G	100k	300k	RMS	884.69M	-72.13	-40.00	-32.13	-	-
1G	3.33G	1M	3M	RMS	3.15809G	-59.93	-40.00	-19.93	-	-
3.33G	3.6025G	1M	3M	RMS	3.59453G	-40.57	-25.00	-15.57	-	-
3.6025G	3.6165G	150k	470k	RMS	3.615G	-22.21	-13.00	-9.21	MBW1M	-
3.6165G	3.6175G	150k	470k	RMS	3.61738G	-19.87	-13.00	-6.87	-	-
3.6325G	3.6335G	150k	470k	RMS	3.63201G	-21.17	-13.00	-8.17	-	-
3.6335G	3.6475G	150k	470k	RMS	3.639G	-20.87	-13.00	-7.87	MBW1M	-
3.6475G	3.72G	1M	3M	RMS	3.64755G	-40.56	-25.00	-15.56	-	-
3.72G	8G	1M	3M	RMS	3.77892G	-61.69	-40.00	-21.69	-	-
8G	37G	1M	3M	RMS	26.38943G	-51.89	-40.00	-11.89	-	-

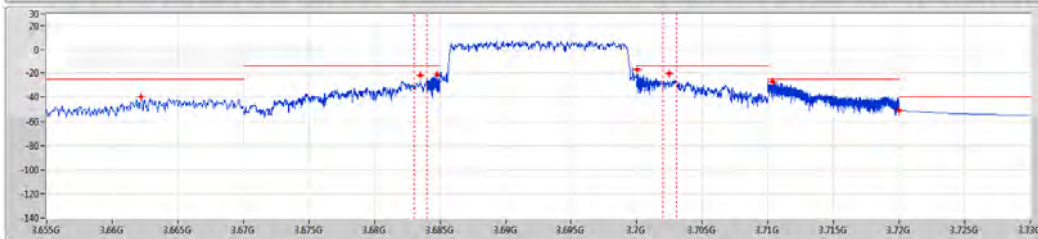
Band 48 LTE 15MHz Nss1,QPSK_1TX
3692.5MHz_QPSK_RB 75,#RB 0

CSE-TX-Sum

08/07/2020



Limit
Port 1

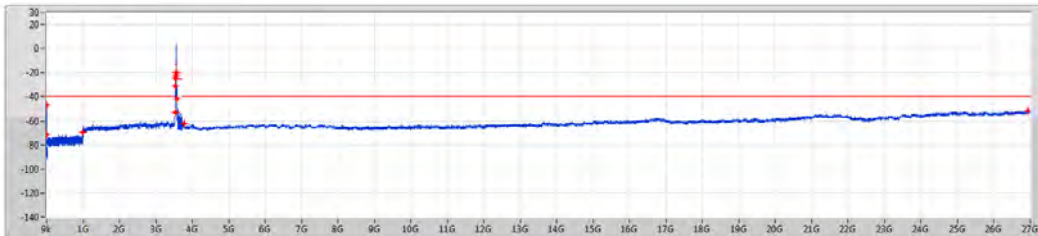


F-Start(Hz)	F-Stop(Hz)	RBW(Hz)	VBW(Hz)	Detector	Freq(Hz)	Level(dBm)	Limit(dBm)	Margin(dB)	Remark	Ref.Limit(dB)
9k	150k	1k	1k	RMS	67.057k	-71.02	-40.00	-31.02	-	-
150k	30M	10k	30k	RMS	150k	-47.55	-40.00	-7.55	-	-
30M	1G	100k	300k	RMS	785.27M	-72.36	-40.00	-32.36	-	-
1G	3.33G	1M	3M	RMS	1.13409G	-59.78	-40.00	-19.78	-	-
3.33G	3.67G	1M	3M	RMS	3.66223G	-39.54	-25.00	-14.54	-	-
3.67G	3.684G	150k	470k	RMS	3.68335G	-21.98	-13.00	-8.98	MBW 1M	-
3.684G	3.685G	150k	470k	RMS	3.68479G	-21.08	-13.00	-8.08	-	-
3.7G	3.701G	150k	470k	RMS	3.70005G	-17.33	-13.00	-4.33	-	-
3.701G	3.71G	150k	470k	RMS	3.7025G	-20.51	-13.00	-7.51	MBW 1M	-
3.71G	3.72G	1M	3M	RMS	3.71034G	-27.00	-25.00	-2.00	-	-
3.72G	8G	1M	3M	RMS	3.72G	-50.73	-40.00	-10.73	-	-
8G	37G	1M	3M	RMS	26.99763G	-51.85	-40.00	-11.85	-	-

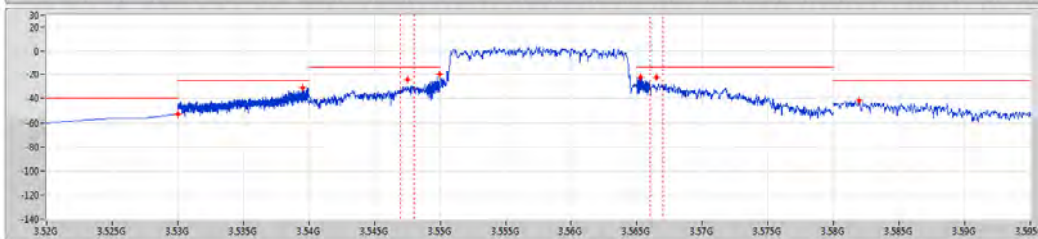
Band 48 LTE 15MHz Nss1,16QAM_1TX
3557.5MHz_16QAM_RB 75,#RB 0

CSE-TX-Sum

08/07/2020



Limit
Port 1

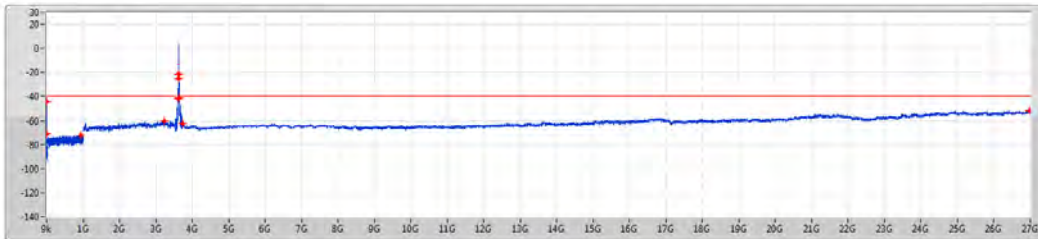


F-Start(Hz)	F-Stop(Hz)	RBW(Hz)	VBW(Hz)	Detector	Freq(Hz)	Level(dBm)	Limit(dBm)	Margin(dB)	Remark	Ref.Limit(dB)
9k	150k	1k	1k	RMS	97.019k	-71.78	-40.00	-31.78	-	-
150k	30M	10k	30k	RMS	150k	-46.80	-40.00	-6.80	-	-
30M	1G	100k	300k	RMS	999.15M	-69.84	-40.00	-29.84	-	-
1G	3.33G	1M	3M	RMS	3.33G	-52.76	-40.00	-12.76	-	-
3.33G	3.54G	1M	3M	RMS	3.53954G	-31.29	-25.00	-6.29	-	-
3.54G	3.549G	150k	470k	RMS	3.5475G	-24.29	-13.00	-11.29	MBW 1M	-
3.549G	3.55G	150k	470k	RMS	3.54995G	-19.74	-13.00	-6.74	-	-
3.55G	3.566G	150k	470k	RMS	3.56528G	-22.46	-13.00	-9.46	-	-
3.566G	3.58G	150k	470k	RMS	3.5805G	-22.43	-13.00	-9.43	MBW 1M	-
3.58G	3.72G	1M	3M	RMS	3.58184G	-41.71	-25.00	-16.71	-	-
3.72G	8G	1M	3M	RMS	3.77992G	-62.40	-40.00	-22.40	-	-
8G	37G	1M	3M	RMS	26.93638G	-51.73	-40.00	-11.73	-	-

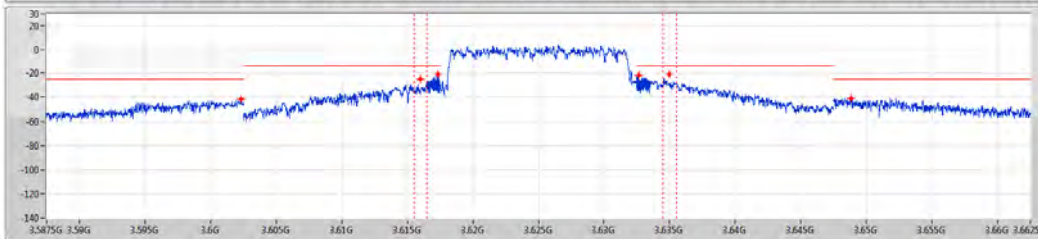
Band 48 LTE 15MHz Nss1,16QAM_1TX
3625MHz_16QAM_RB 75,#RB 0

CSE-TX-Sum

08/07/2020



Limit
Port1

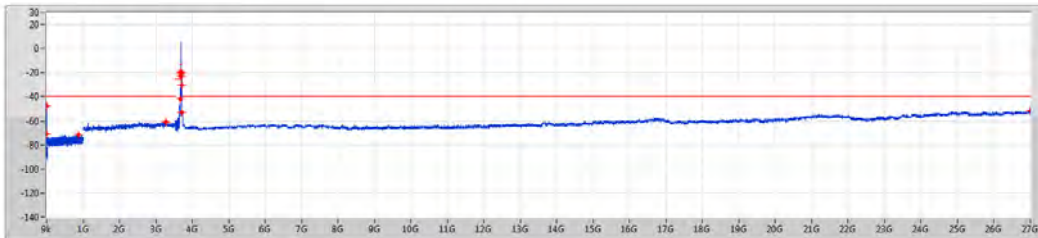


F-Start(Hz)	F-Stop(Hz)	RBW(Hz)	VBW(Hz)	Detector	Freq(Hz)	Level(dBm)	Limit(dBm)	Margin(dB)	Remark	Ref.Limit(dB)
9k	150k	1k	1k	RMS	42.276k	-70.65	-40.00	-30.65	-	-
150k	30M	10k	30k	RMS	150k	-44.46	-40.00	-4.46	-	-
30M	1G	100k	300k	RMS	936.83M	-72.23	-40.00	-32.23	-	-
1G	3.33G	1M	3M	RMS	3.22893G	-60.12	-40.00	-20.12	-	-
3.53G	3.6025G	1M	3M	RMS	3.6023G	-41.96	-25.00	-16.96	-	-
3.6025G	3.6165G	150k	470k	RMS	3.616G	-25.11	-13.00	-12.11	MBW1M	-
3.6165G	3.6175G	150k	470k	RMS	3.61735G	-21.11	-13.00	-8.11	-	-
3.6325G	3.6325G	150k	470k	RMS	3.63267G	-21.61	-13.00	-8.61	-	-
3.6325G	3.6475G	150k	470k	RMS	3.635G	-20.87	-13.00	-7.87	MBW1M	-
3.6475G	3.72G	1M	3M	RMS	3.64884G	-41.04	-25.00	-16.04	-	-
3.72G	8G	1M	3M	RMS	3.7414G	-62.61	-40.00	-22.61	-	-
8G	37G	1M	3M	RMS	26.96913G	-51.66	-40.00	-11.66	-	-

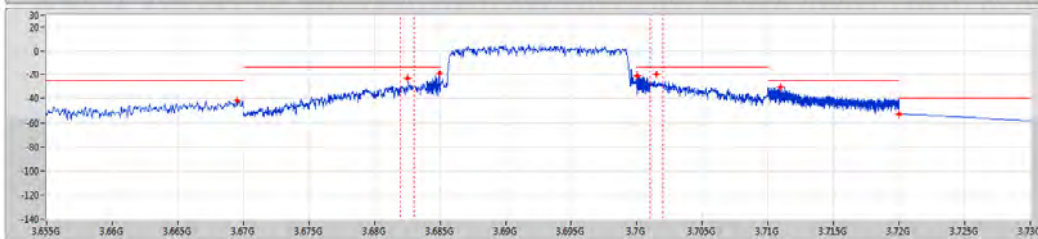
Band 48 LTE 15MHz Nss1,16QAM_1TX
3692.5MHz_16QAM_RB 75,#RB 0

CSE-TX-Sum

08/07/2020



Limit
Port1

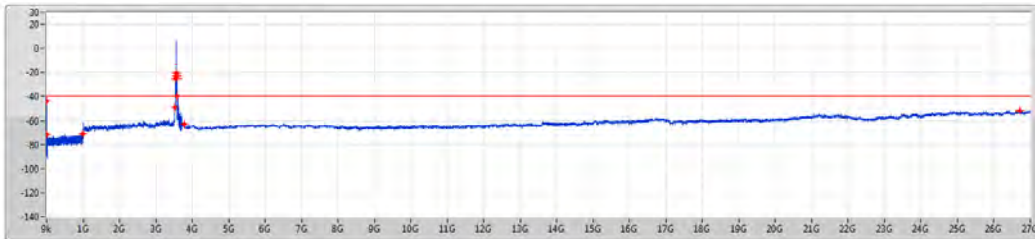


F-Start(Hz)	F-Stop(Hz)	RBW(Hz)	VBW(Hz)	Detector	Freq(Hz)	Level(dBm)	Limit(dBm)	Margin(dB)	Remark	Ref.Limit(dB)
9k	150k	1k	1k	RMS	29.974k	-70.75	-40.00	-30.75	-	-
150k	30M	10k	30k	RMS	150k	-47.43	-40.00	-7.43	-	-
30M	1G	100k	300k	RMS	879.36M	-71.63	-40.00	-31.63	-	-
1G	3.53G	1M	3M	RMS	3.27194G	-60.70	-40.00	-20.70	-	-
3.53G	3.67G	1M	3M	RMS	3.66951G	-41.69	-25.00	-16.69	-	-
3.67G	3.684G	150k	470k	RMS	3.6825G	-23.06	-13.00	-10.06	MBW1M	-
3.684G	3.685G	150k	470k	RMS	3.68495G	-19.38	-13.00	-6.38	-	-
3.7G	3.701G	150k	470k	RMS	3.70001G	-21.23	-13.00	-8.23	-	-
3.701G	3.71G	150k	470k	RMS	3.7015G	-20.09	-13.00	-7.09	MBW1M	-
3.71G	3.72G	1M	3M	RMS	3.71086G	-30.55	-25.00	-5.55	-	-
3.72G	8G	1M	3M	RMS	3.72G	-52.72	-40.00	-12.72	-	-
8G	37G	1M	3M	RMS	26.95763G	-51.78	-40.00	-11.78	-	-

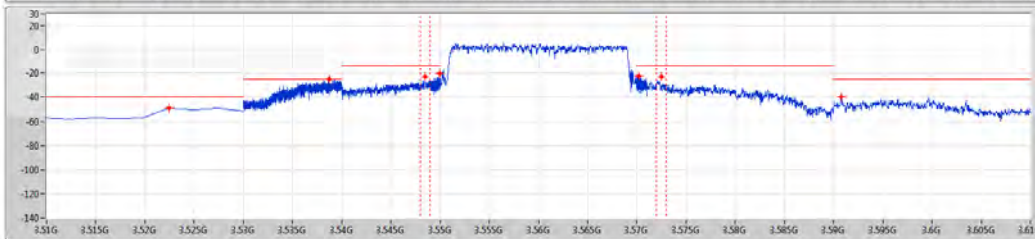
Band 48 LTE_20MHz_Nss1,QPSK_1TX
3560MHz_QPSK_RB 100,#RB 0

CSE-TX-Sum

08/07/2020



Limit
Port 1

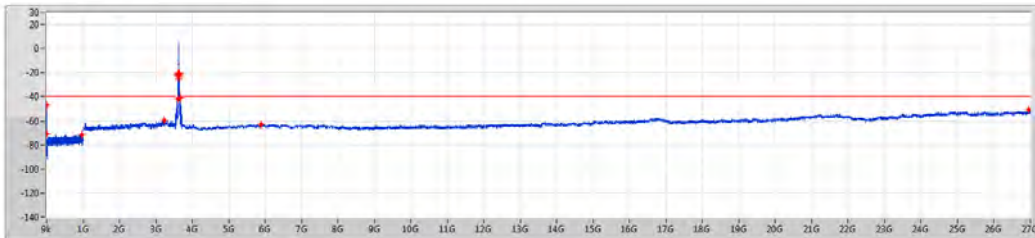


F-Start(Hz)	F-Stop(Hz)	RBW(Hz)	VBW(Hz)	Detector	Freq(Hz)	Level(dBm)	Limit(dBm)	Margin(dB)	Remark	Ref.Limit(dB)
9k	150k	1k	1k	RMS	97.764k	-71.31	-40.00	-31.31	-	-
150k	300k	10k	30k	RMS	150k	-43.76	-40.00	-3.76	-	-
300k	1G	100k	300k	RMS	998.18M	-71.06	-40.00	-31.06	-	-
1G	3.53G	1M	3M	RMS	3.52241G	-48.97	-40.00	-8.97	-	-
3.53G	3.54G	1M	3M	RMS	3.5287G	-25.33	-25.00	-0.33	-	-
3.54G	3.549G	200k	620k	RMS	3.5485G	-22.99	-13.00	-9.99	MBW1M	-
3.549G	3.55G	200k	620k	RMS	3.54997G	-20.66	-13.00	-7.66	-	-
3.57G	3.571G	200k	620k	RMS	3.57019G	-22.34	-13.00	-9.34	-	-
3.571G	3.59G	200k	620k	RMS	3.5725G	-23.32	-13.00	-10.32	MBW1M	-
3.59G	3.72G	1M	3M	RMS	3.59081G	-39.97	-25.00	-14.97	-	-
3.72G	8G	1M	3M	RMS	3.72992G	-62.67	-40.00	-22.67	-	-
8G	37G	1M	3M	RMS	26.71875G	-51.72	-40.00	-11.72	-	-

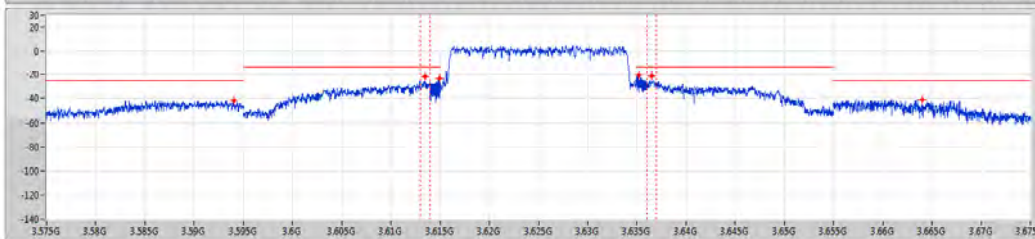
Band 48 LTE_20MHz_Nss1,QPSK_1TX
3625MHz_QPSK_RB 100,#RB 0

CSE-TX-Sum

08/07/2020



Limit
Port 1

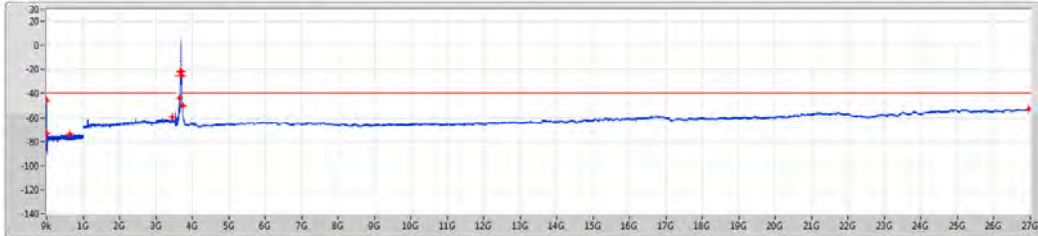


F-Start(Hz)	F-Stop(Hz)	RBW(Hz)	VBW(Hz)	Detector	Freq(Hz)	Level(dBm)	Limit(dBm)	Margin(dB)	Remark	Ref.Limit(dB)
9k	150k	1k	1k	RMS	41.113k	-70.81	-40.00	-30.81	-	-
150k	300k	10k	30k	RMS	150k	-46.80	-40.00	-6.80	-	-
300k	1G	100k	300k	RMS	967.99M	-71.32	-40.00	-31.32	-	-
1G	3.53G	1M	3M	RMS	3.52893G	-59.55	-40.00	-19.55	-	-
3.53G	3.595G	1M	3M	RMS	3.59406G	-41.56	-25.00	-16.56	-	-
3.595G	3.614G	200k	620k	RMS	3.6135G	-21.71	-13.00	-8.71	MBW1M	-
3.614G	3.615G	200k	620k	RMS	3.61496G	-22.81	-13.00	-9.81	-	-
3.615G	3.636G	200k	620k	RMS	3.63523G	-20.42	-13.00	-7.42	-	-
3.636G	3.655G	200k	620k	RMS	3.6363G	-20.87	-13.00	-7.87	MBW1M	-
3.655G	3.72G	1M	3M	RMS	3.66401G	-40.89	-25.00	-15.89	-	-
3.72G	8G	1M	3M	RMS	5.88568G	-62.83	-40.00	-22.83	-	-
8G	37G	1M	3M	RMS	26.95013G	-51.29	-40.00	-11.29	-	-

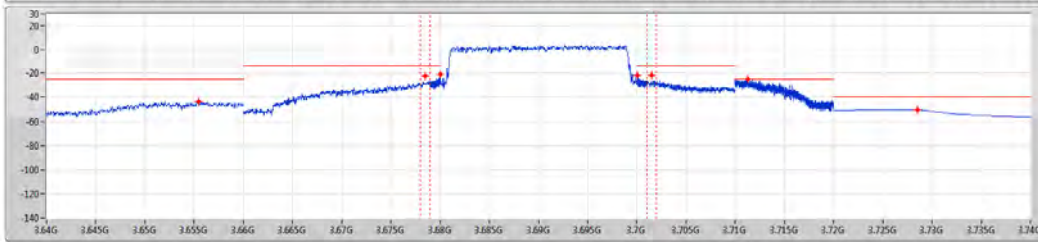
Band 48 LTE_20MHz_Nss1,QPSK_1TX
3690MHz_QPSK_RB 100,#RB 0

CSE-TX-Sum

08/07/2020



Limit
Port1

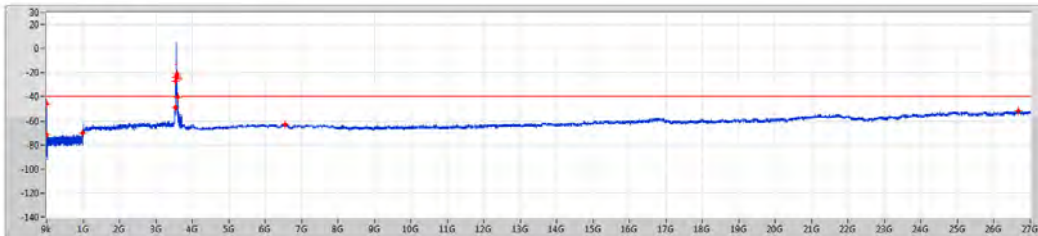


F-Start(Hz)	F-Stop(Hz)	RBW(Hz)	VBW(Hz)	Detector	Freq(Hz)	Level(dBm)	Limit(dBm)	Margin(dB)	Remark	Ref Limit(dB)
9k	150k	1k	1k	RMS	24.261k	-72.92	-40.00	-32.92	-	-
150k	30M	10k	30k	RMS	150k	-46.02	-40.00	-6.02	-	-
30M	1G	100k	300k	RMS	636.611M	-73.37	-40.00	-33.37	-	-
1G	3.33G	1M	3M	RMS	3.44398G	-59.90	-40.00	-19.90	-	-
3.33G	3.66G	1M	3M	RMS	3.65545G	-43.42	-25.00	-18.42	-	-
3.66G	3.679G	200k	620k	RMS	3.6785G	-22.17	-13.00	-9.17	MBW1M	-
3.679G	3.68G	200k	620k	RMS	3.68G	-21.25	-13.00	-8.25	-	-
3.7G	3.701G	200k	620k	RMS	3.7006G	-22.09	-13.00	-9.09	-	-
3.701G	3.71G	200k	620k	RMS	3.7015G	-21.79	-13.00	-8.79	MBW1M	-
3.71G	3.72G	1M	3M	RMS	3.7113G	-25.19	-25.00	-0.19	-	-
3.72G	8G	1M	3M	RMS	3.72836G	-50.33	-40.00	-10.33	-	-
8G	37G	1M	3M	RMS	26.9525G	-52.69	-40.00	-12.69	-	-

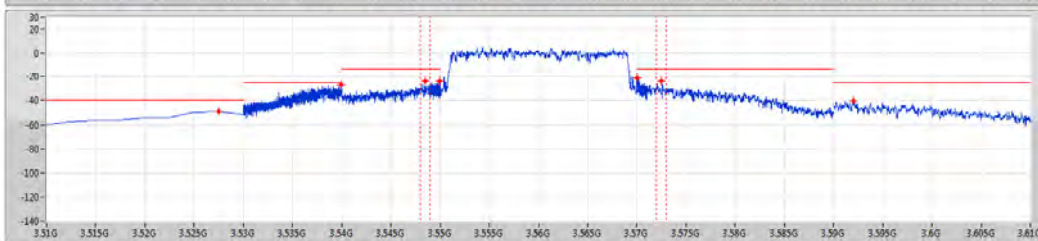
Band 48 LTE_20MHz_Nss1,16QAM_1TX
3560MHz_16QAM_RB 100,#RB 0

CSE-TX-Sum

08/07/2020



Limit
Port1

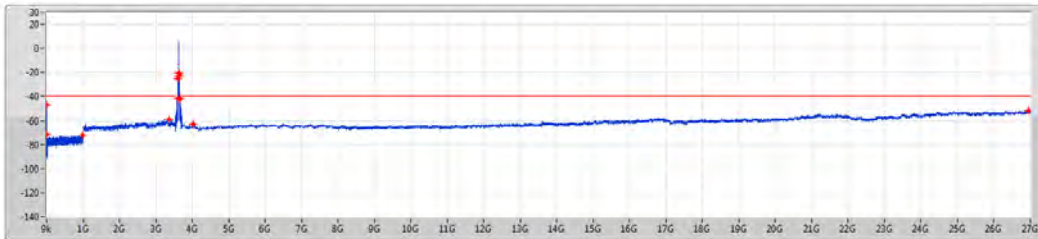


F-Start(Hz)	F-Stop(Hz)	RBW(Hz)	VBW(Hz)	Detector	Freq(Hz)	Level(dBm)	Limit(dBm)	Margin(dB)	Remark	Ref Limit(dB)
9k	150k	1k	1k	RMS	53.944k	-71.64	-40.00	-31.64	-	-
150k	30M	10k	30k	RMS	150k	-45.75	-40.00	-5.75	-	-
30M	1G	100k	300k	RMS	997.71M	-70.00	-40.00	-30.00	-	-
1G	3.33G	1M	3M	RMS	3.52747G	-49.23	-40.00	-9.23	-	-
3.33G	3.54G	1M	3M	RMS	3.53997G	-26.95	-25.00	-1.95	-	-
3.54G	3.549G	200k	620k	RMS	3.5485G	-24.04	-13.00	-11.04	MBW1M	-
3.549G	3.55G	200k	620k	RMS	3.54998G	-23.68	-13.00	-10.68	-	-
3.57G	3.571G	200k	620k	RMS	3.57003G	-21.41	-13.00	-8.41	-	-
3.571G	3.59G	200k	620k	RMS	3.5725G	-24.02	-13.00	-11.02	MBW1M	-
3.59G	3.72G	1M	3M	RMS	3.59202G	-40.19	-25.00	-15.19	-	-
3.72G	8G	1M	3M	RMS	6.53624G	-62.79	-40.00	-22.79	-	-
8G	37G	1M	3M	RMS	26.66513G	-51.91	-40.00	-11.91	-	-

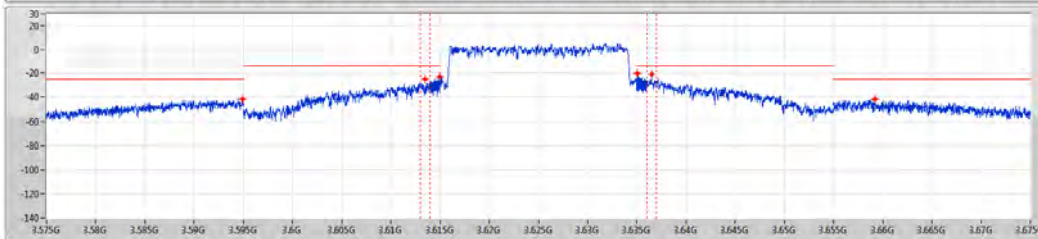
Band 48 LTE_20MHz_Nss1,16QAM_1TX
3625MHz_16QAM_RB 100,#RB 0

CSE-TX-Sum

08/07/2020



Limit
Port 1

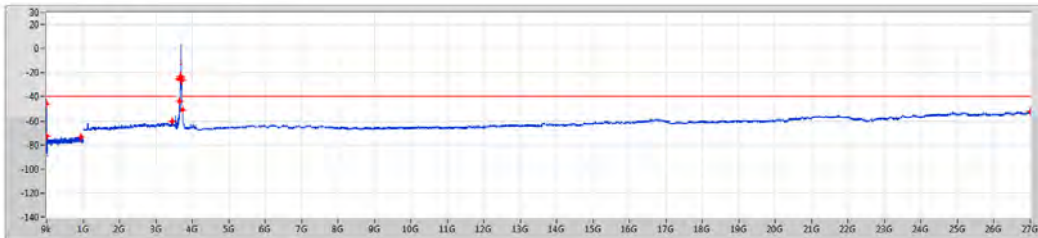


F-Start(Hz)	F-Stop(Hz)	RBW(Hz)	VBW(Hz)	Detector	Freq(Hz)	Level(dBm)	Limit(dBm)	Margin(dB)	Remark	Ref.Limit(dB)
9k	150k	1k	1k	RMS	28.705k	-71.28	-40.00	-31.28	-	-
150k	30M	10k	30k	RMS	157.462k	-47.01	-40.00	-7.01	-	-
30M	1G	100k	300k	RMS	990.96M	-72.00	-40.00	-32.00	-	-
1G	3.33G	1M	3M	RMS	3.33037G	-58.73	-40.00	-18.73	-	-
3.53G	3.595G	1M	3M	RMS	3.59485G	-41.49	-25.00	-16.49	-	-
3.595G	3.614G	200k	620k	RMS	3.6135G	-24.90	-13.00	-11.90	MBW 1M	-
3.614G	3.615G	200k	620k	RMS	3.61499G	-22.97	-13.00	-9.97	-	-
3.635G	3.636G	200k	620k	RMS	3.63502G	-20.72	-13.00	-7.72	-	-
3.636G	3.655G	200k	620k	RMS	3.6365G	-21.25	-13.00	-8.25	MBW 1M	-
3.655G	3.72G	1M	3M	RMS	3.6592G	-41.82	-25.00	-16.82	-	-
3.72G	8G	1M	3M	RMS	4.02388G	-62.71	-40.00	-22.71	-	-
8G	37G	1M	3M	RMS	26.95725G	-51.60	-40.00	-11.60	-	-

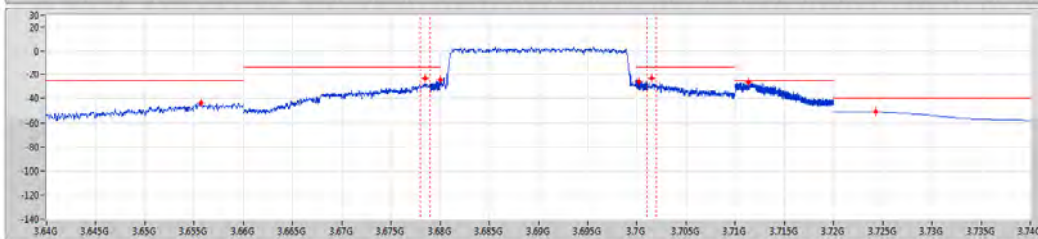
Band 48 LTE_20MHz_Nss1,16QAM_1TX
3690MHz_16QAM_RB 100,#RB 0

CSE-TX-Sum

08/07/2020



Limit
Port 1



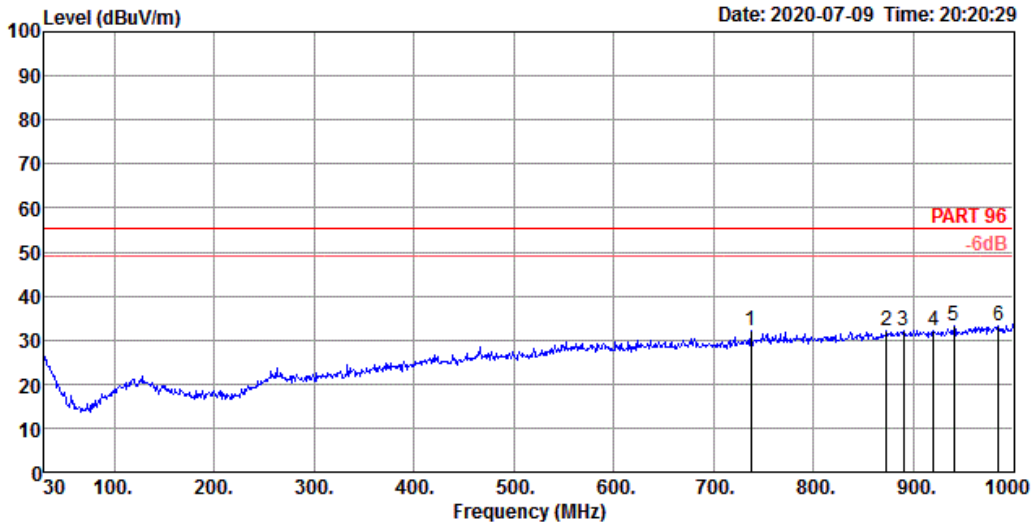
F-Start(Hz)	F-Stop(Hz)	RBW(Hz)	VBW(Hz)	Detector	Freq(Hz)	Level(dBm)	Limit(dBm)	Margin(dB)	Remark	Ref.Limit(dB)
9k	150k	1k	1k	RMS	77.456k	-72.98	-40.00	-32.98	-	-
150k	30M	10k	30k	RMS	150k	-45.68	-40.00	-5.68	-	-
30M	1G	100k	300k	RMS	951.74M	-73.66	-40.00	-33.66	-	-
1G	3.33G	1M	3M	RMS	3.44398G	-60.55	-40.00	-20.55	-	-
3.53G	3.66G	1M	3M	RMS	3.65571G	-43.53	-25.00	-18.53	-	-
3.66G	3.679G	200k	620k	RMS	3.6785G	-22.97	-13.00	-9.97	MBW 1M	-
3.679G	3.68G	200k	620k	RMS	3.68G	-24.66	-13.00	-11.66	-	-
3.7G	3.701G	200k	620k	RMS	3.70022G	-25.52	-13.00	-12.52	-	-
3.701G	3.71G	200k	620k	RMS	3.7015G	-22.93	-13.00	-9.93	MBW 1M	-
3.71G	3.72G	1M	3M	RMS	3.71134G	-26.53	-25.00	-1.53	-	-
3.72G	8G	1M	3M	RMS	3.72428G	-51.33	-40.00	-11.33	-	-
8G	37G	1M	3M	RMS	26.95783G	-52.62	-40.00	-12.62	-	-



Field Strength of Spurious Radiation (30MHz ~ 1GHz)

Configurations	20MHz / QPSK / 3690 MHz
----------------	-------------------------

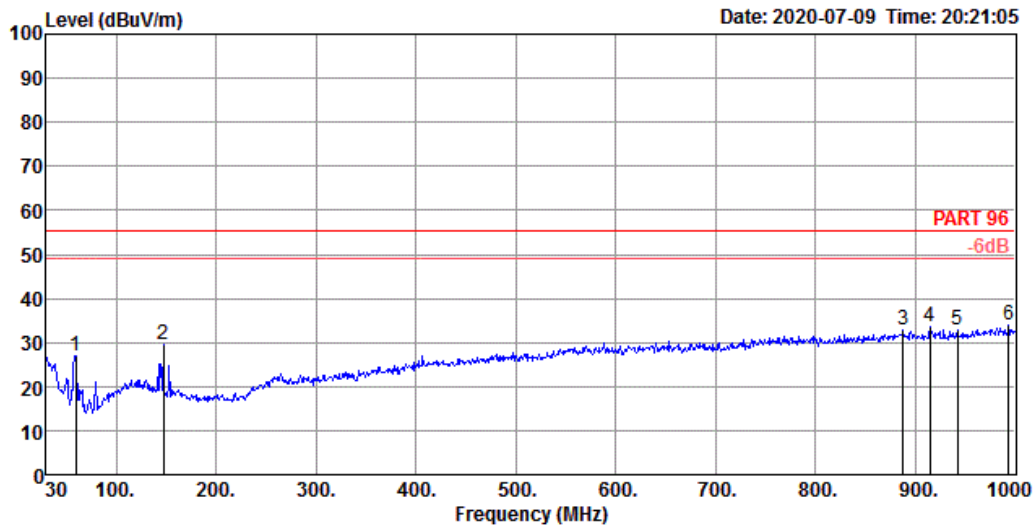
Horizontal



	Freq	Level	Limit	Over	Read	CableAntenna	Preamp	A/Pos	T/Pos	Remark	PoI/Phase
	MHz	dBuV/m	dBuV/m	dB	dBuV	dB	dB/m	dB	cm	deg	
1	737.13	32.05	55.20	-23.15	35.50	3.95	24.93	32.33	100	354 Peak	HORIZONTAL
2	872.93	31.95	55.20	-23.25	34.11	4.38	25.82	32.36	100	259 Peak	HORIZONTAL
3	890.39	32.27	55.20	-22.93	34.15	4.53	25.94	32.35	200	3 Peak	HORIZONTAL
4	920.46	32.27	55.20	-22.93	34.04	4.56	25.92	32.25	300	0 Peak	HORIZONTAL
5	940.83	33.17	55.20	-22.03	34.67	4.51	26.12	32.13	300	255 Peak	HORIZONTAL
6	985.45	33.31	55.20	-21.89	34.28	4.50	26.68	32.15	200	208 Peak	HORIZONTAL



Vertical



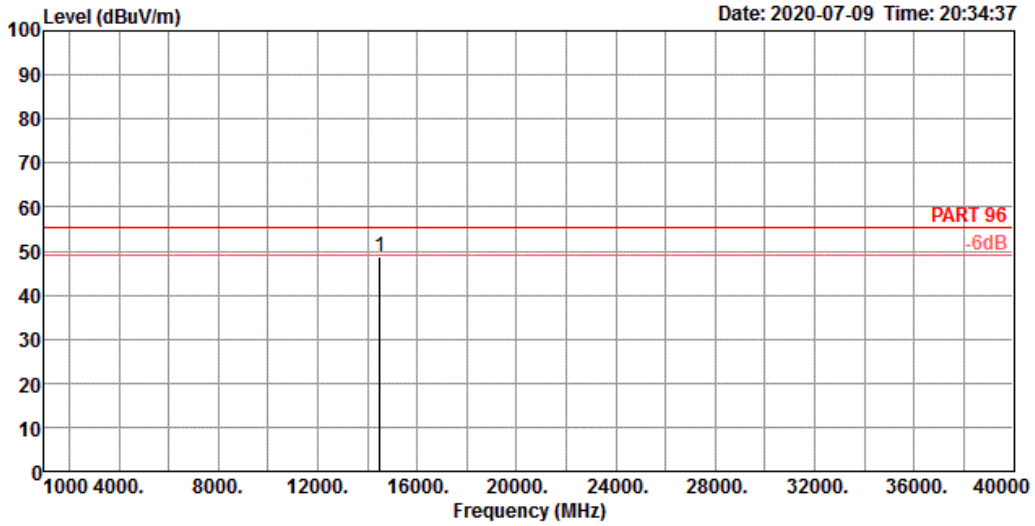
	Freq	Level	Limit	Over	Read	CableAntenna	Preamp	A/Pos	T/Pos	Remark	Pol/Phase
	MHz	dBuV/m	dBuV/m	dB	dBuV	dB	dB/m	dB	cm	deg	
1	59.10	27.09	55.20	-28.11	44.88	1.18	12.83	31.80	100	358 Peak	VERTICAL
2	147.37	29.39	55.20	-25.81	42.91	1.80	16.57	31.89	100	355 Peak	VERTICAL
3	887.48	32.68	55.20	-22.52	34.59	4.50	25.94	32.35	200	139 Peak	VERTICAL
4	914.64	33.62	55.20	-21.58	35.45	4.57	25.87	32.27	300	4 Peak	VERTICAL
5	941.80	32.76	55.20	-22.44	34.26	4.51	26.12	32.13	200	132 Peak	VERTICAL
6	993.21	33.95	55.20	-21.25	34.90	4.50	26.71	32.16	300	261 Peak	VERTICAL



Field Strength of Spurious Radiation (Above 1GHz) - Harmonic

Configurations	20MHz / QPSK / 3690 MHz
----------------	-------------------------

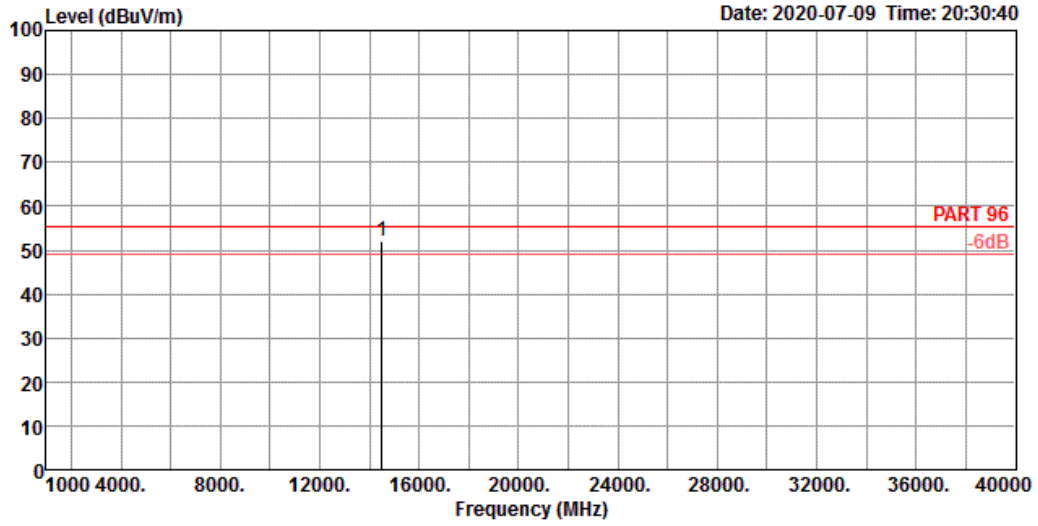
Horizontal



	Freq	Level	Limit	Over	Read	CableAntenna	Preamp	A/Pos	T/Pos	Remark	Pol/Phase
	MHz	dBuV/m	dBuV/m	dB	dBuV	dB	dB/m	dB	cm	deg	
1	14500.06	48.55	55.20	-6.65	31.13	10.15	41.70	34.43	154	77 Peak	HORIZONTAL



Vertical



	Freq	Level	Limit Line	Over Limit	Read Level	CableAntenna Loss	Preamp Factor	A/Pos	T/Pos	Remark	Pol/Phase
	MHz	dBuV/m	dBuV/m	dB	dBuV	dB	dB/m	dB	cm	deg	
1	14500.02	52.18	55.20	-3.02	34.76	10.15	41.70	34.43	138	225 Peak	VERTICAL



Summary

Mode	Result	Ch (Hz)	Center (Hz)	F1 (Hz)	Fh (Hz)	ppm	Limit (F1,Fh,ppm)	Port
Band 48	-	-	-	-	-	-	-	-
LTE_5MHz_Nss1,OPSK_1TX	Pass	3.6975G	3.6975G	3.695248G	3.699753G	0.067	3.55G,3.7G,Inf	1
LTE_10MHz_Nss1,OPSK_1TX	Pass	3.695G	3.694998G	3.690528G	3.699469G	-0.406	3.55G,3.7G,Inf	1
LTE_15MHz_Nss1,OPSK_1TX	Pass	3.6925G	3.69251G	3.685818G	3.699202G	2.747	3.55G,3.7G,Inf	1
LTE_20MHz_Nss1,OPSK_1TX	Pass	3.69G	3.690011G	3.681086G	3.698936G	2.992	3.55G,3.7G,Inf	1



Result

Mode	Result	Ch (Hz)	Center (Hz)	Fl (Hz)	Fh (Hz)	ppm	Limit (Fl,Fh,ppm)	Port
Band 48_LTE_5MHz_Nss1,QPSK_1TX	-	-	-	-	-	-	-	-
3697.5MHz	Pass	3.6975G	3.697498G	3.695248G	3.699748G	-0.536	3.55G,3.7G,Inf	1
3697.5MHz	Pass	3.6975G	3.697497G	3.695249G	3.699746G	-0.75	3.55G,3.7G,Inf	1
3697.5MHz	Pass	3.6975G	3.697498G	3.69525G	3.699746G	-0.457	3.55G,3.7G,Inf	1
3697.5MHz	Pass	3.6975G	3.697497G	3.695249G	3.699746G	-0.783	3.55G,3.7G,Inf	1
3697.5MHz	Pass	3.6975G	3.6975G	3.695251G	3.69975G	0.084	3.55G,3.7G,Inf	1
3697.5MHz	Pass	3.6975G	3.697496G	3.695243G	3.699749G	-1.11	3.55G,3.7G,Inf	1
3697.5MHz	Pass	3.6975G	3.697496G	3.69524G	3.699752G	-1.075	3.55G,3.7G,Inf	1
3697.5MHz	Pass	3.6975G	3.6975G	3.695252G	3.699749G	0.048	3.55G,3.7G,Inf	1
3697.5MHz	Pass	3.6975G	3.697498G	3.695248G	3.699748G	-0.571	3.55G,3.7G,Inf	1
3697.5MHz	Pass	3.6975G	3.697491G	3.695235G	3.699747G	-2.462	3.55G,3.7G,Inf	1
3697.5MHz	Pass	3.6975G	3.697491G	3.695237G	3.699745G	-2.55	3.55G,3.7G,Inf	1
3697.5MHz	Pass	3.6975G	3.6975G	3.695248G	3.699753G	0.067	3.55G,3.7G,Inf	1
Band 48_LTE_10MHz_Nss1,QPSK_1TX	-	-	-	-	-	-	-	-
3695MHz	Pass	3.695G	3.694999G	3.690537G	3.699462G	-0.23	3.55G,3.7G,Inf	1
3695MHz	Pass	3.695G	3.694989G	3.690527G	3.699451G	-3.076	3.55G,3.7G,Inf	1
3695MHz	Pass	3.695G	3.695004G	3.690541G	3.699467G	1.106	3.55G,3.7G,Inf	1
3695MHz	Pass	3.695G	3.694993G	3.690526G	3.699461G	-1.88	3.55G,3.7G,Inf	1
3695MHz	Pass	3.695G	3.694992G	3.690535G	3.699449G	-2.234	3.55G,3.7G,Inf	1
3695MHz	Pass	3.695G	3.694996G	3.690532G	3.69946G	-1.089	3.55G,3.7G,Inf	1
3695MHz	Pass	3.695G	3.694999G	3.690531G	3.699467G	-0.171	3.55G,3.7G,Inf	1
3695MHz	Pass	3.695G	3.695002G	3.690536G	3.699468G	0.505	3.55G,3.7G,Inf	1
3695MHz	Pass	3.695G	3.694998G	3.690533G	3.699463G	-0.582	3.55G,3.7G,Inf	1
3695MHz	Pass	3.695G	3.694996G	3.690533G	3.699459G	-1.092	3.55G,3.7G,Inf	1
3695MHz	Pass	3.695G	3.694994G	3.690529G	3.699459G	-1.567	3.55G,3.7G,Inf	1
3695MHz	Pass	3.695G	3.694998G	3.690528G	3.699469G	-0.406	3.55G,3.7G,Inf	1
Band 48_LTE_15MHz_Nss1,QPSK_1TX	-	-	-	-	-	-	-	-
3692.5MHz	Pass	3.6925G	3.692491G	3.685808G	3.699173G	-2.473	3.55G,3.7G,Inf	1
3692.5MHz	Pass	3.6925G	3.692506G	3.68582G	3.699191G	1.5	3.55G,3.7G,Inf	1
3692.5MHz	Pass	3.6925G	3.6925G	3.685815G	3.699184G	-0.058	3.55G,3.7G,Inf	1
3692.5MHz	Pass	3.6925G	3.692499G	3.685815G	3.699183G	-0.286	3.55G,3.7G,Inf	1
3692.5MHz	Pass	3.6925G	3.692501G	3.685822G	3.699181G	0.352	3.55G,3.7G,Inf	1
3692.5MHz	Pass	3.6925G	3.692507G	3.685823G	3.69919G	1.816	3.55G,3.7G,Inf	1
3692.5MHz	Pass	3.6925G	3.69251G	3.685818G	3.699202G	2.747	3.55G,3.7G,Inf	1
3692.5MHz	Pass	3.6925G	3.692496G	3.685806G	3.699186G	-0.996	3.55G,3.7G,Inf	1
3692.5MHz	Pass	3.6925G	3.692504G	3.685821G	3.699186G	1.009	3.55G,3.7G,Inf	1
3692.5MHz	Pass	3.6925G	3.692492G	3.68581G	3.699173G	-2.279	3.55G,3.7G,Inf	1
3692.5MHz	Pass	3.6925G	3.692498G	3.685812G	3.699183G	-0.621	3.55G,3.7G,Inf	1



Mode	Result	Ch (Hz)	Center (Hz)	Fl (Hz)	Fh (Hz)	ppm	Limit (Fl,Fh,ppm)	Port
3692.5MHz	Pass	3.6925G	3.692507G	3.685825G	3.699189G	1.856	3.55G,3.7G,Inf	1
Band 48_LTE_20MHz_Nss1,QPSK_1TX	-	-	-	-	-	-	-	-
3690MHz	Pass	3.69G	3.689993G	3.681067G	3.698919G	-1.893	3.55G,3.7G,Inf	1
3690MHz	Pass	3.69G	3.690007G	3.681086G	3.698928G	1.912	3.55G,3.7G,Inf	1
3690MHz	Pass	3.69G	3.689999G	3.681072G	3.698925G	-0.398	3.55G,3.7G,Inf	1
3690MHz	Pass	3.69G	3.69G	3.681073G	3.698928G	0.118	3.55G,3.7G,Inf	1
3690MHz	Pass	3.69G	3.690004G	3.681084G	3.698924G	1.107	3.55G,3.7G,Inf	1
3690MHz	Pass	3.69G	3.689997G	3.681068G	3.698925G	-0.872	3.55G,3.7G,Inf	1
3690MHz	Pass	3.69G	3.689995G	3.681072G	3.698918G	-1.332	3.55G,3.7G,Inf	1
3690MHz	Pass	3.69G	3.689999G	3.681082G	3.698915G	-0.374	3.55G,3.7G,Inf	1
3690MHz	Pass	3.69G	3.689994G	3.681064G	3.698924G	-1.638	3.55G,3.7G,Inf	1
3690MHz	Pass	3.69G	3.689991G	3.681065G	3.698917G	-2.497	3.55G,3.7G,Inf	1
3690MHz	Pass	3.69G	3.690011G	3.681086G	3.698936G	2.992	3.55G,3.7G,Inf	1
3690MHz	Pass	3.69G	3.690002G	3.68107G	3.698935G	0.628	3.55G,3.7G,Inf	1