


# FCC Test Report

**FCC ID** : Z8H89FT0050  
**Equipment** : cnPilot e505 Outdoor  
**Brand Name** :  Cambium Networks  
**Model Name** : REG-PL-E505  
**Applicant** : Cambium Networks Inc.  
3800 Golf Road, Suite 360 Rolling Meadows, IL  
60008, USA  
**Manufacturer** : Cambium Networks Ltd.  
Unit B2 Linhay Business Park Eastern Rd  
Ashburton, Devon TQ13 7UP United Kingdom  
**Standard** : 47 CFR FCC Part 15.247

The product was received on Sep. 11, 2019, and testing was started from Sep. 19, 2019 and completed on Nov. 06, 2019. We, SPORTON INTERNATIONAL INC. EMC & Wireless Communications Laboratory, would like to declare that the tested sample has been evaluated in accordance with the procedures given in ANSI C63.10-2013 and shown compliance with the applicable technical standards.

The report must not be used by the client to claim product certification, approval, or endorsement by TAF or any agency of government.

The test results in this report apply exclusively to the tested model / sample. Without written approval of SPORTON INTERNATIONAL INC. EMC & Wireless Communications Laboratory, the test report shall not be reproduced except in full.



Approved by: Allen Lin

**SPORTON INTERNATIONAL INC. EMC & Wireless Communications Laboratory**

No. 52, Huaya 1st Rd., Guishan Dist., Taoyuan City, Taiwan (R.O.C.)



# Table of Contents

**HISTORY OF THIS TEST REPORT .....3**

**SUMMARY OF TEST RESULT .....4**

**1 GENERAL DESCRIPTION .....5**

1.1 Information.....5

1.2 Testing Applied Standards .....7

1.3 Testing Location Information .....7

1.4 Measurement Uncertainty .....7

**2 TEST CONFIGURATION OF EUT.....8**

2.1 Test Condition .....8

2.2 Test Channel Mode .....8

2.3 The Worst Case Measurement Configuration.....10

2.4 Support Equipment.....11

2.5 Test Setup Diagram .....12

**3 TRANSMITTER TEST RESULT .....13**

3.1 AC Power-line Conducted Emissions .....13

3.2 DTS Bandwidth.....15

3.3 Maximum Conducted Output Power .....16

3.4 Power Spectral Density .....18

3.5 Emissions in Non-restricted Frequency Bands .....19

3.6 Emissions in Restricted Frequency Bands.....20

**4 TEST EQUIPMENT AND CALIBRATION DATA .....24**

**APPENDIX A. TEST RESULTS OF AC POWER-LINE CONDUCTED EMISSIONS**

**APPENDIX B. TEST RESULTS OF DTS BANDWIDTH**

**APPENDIX C. TEST RESULTS OF MAXIMUM CONDUCTED OUTPUT POWER**

**APPENDIX D. TEST RESULTS OF POWER SPECTRAL DENSITY**

**APPENDIX E. TEST RESULTS OF EMISSIONS IN NON-RESTRICTED FREQUENCY BANDS**

**APPENDIX F. TEST RESULTS OF EMISSIONS IN RESTRICTED FREQUENCY BANDS**

**APPENDIX G. TEST RESULTS OF RADIATED EMISSION CO-LOCATION**

**APPENDIX H. TEST PHOTOS**

**PHOTOGRAPHS OF EUT V01**



### History of this test report

Report No.	Version	Description	Issued Date
FR991013AC	01	Initial issue of report	Nov. 12, 2019



### Summary of Test Result

Report Clause	Ref. Std. Clause	Test Items	Result (PASS/FAIL)	Remark
1.1.2	15.203	Antenna Requirement	PASS	-
3.1	15.207	AC Power-line Conducted Emissions	PASS	-
3.2	15.247(a)	DTS Bandwidth	PASS	-
3.3	15.247(b)	Maximum Conducted Output Power	PASS	-
3.4	15.247(e)	Power Spectral Density	PASS	-
3.5	15.247(d)	Emissions in Non-restricted Frequency Bands	PASS	-
3.6	15.247(d)	Emissions in Restricted Frequency Bands	PASS	-

**Declaration of Conformity:**

The test results with all measurement uncertainty excluded are presented in accordance with the regulation limits or requirements declared by manufacturers.

**Comments and explanations:**

None

**Reviewed by: Jackson Tsai**

**Report Producer: Kate Lo**

# 1 General Description

## 1.1 Information

### 1.1.1 RF General Information

Frequency Range (MHz)	IEEE Std. 802.11	Ch. Frequency (MHz)	Channel Number
2400-2483.5	b, g, n (HT20)	2412-2462	1-11 [11]
2400-2483.5	n (HT40)	2422-2452	3-9 [7]

Band	Mode	BWch (MHz)	Nant
2.4-2.4835GHz	802.11b	20	1TX(Port 1)
2.4-2.4835GHz	802.11b	20	1TX(Port 2)
2.4-2.4835GHz	802.11b	20	2TX
2.4-2.4835GHz	802.11g	20	1TX(Port 1)
2.4-2.4835GHz	802.11g	20	1TX(Port 2)
2.4-2.4835GHz	802.11g	20	2TX
2.4-2.4835GHz	802.11n HT20	20	2TX
2.4-2.4835GHz	802.11n HT40	40	2TX

Note:

- 11b mode uses a combination of DSSS-DBPSK, DQPSK, CCK modulation.
- 11g, HT20 and HT40 use a combination of OFDM-BPSK, QPSK, 16QAM, 64QAM modulation.
- BWch is the nominal channel bandwidth.

### 1.1.2 Antenna Information

Ant.	Brand	Model Name	Antenna Type	Connector
1	-	-	PIFA	I-PEX
2	-	-	PIFA	I-PEX

Ant.	Port	Gain (dBi)	
		2.4G	5G
1	1	4.7	4.74
2	2	4.91	5.31

Note 1: The EUT has two antennas.

**For 2.4GHz function:**

For IEEE 802.11 b/g mode (1TX/1RX)

Support diversity function and pre-tested on each single chain, Ant. 1 (port 1) or Ant. 2 (port 2) can be used as transmitting/receiving.

For IEEE 802.11 b/g mode (2TX/2RX)

Ant. 1 (port 1) and Ant. 2 (port 2) could transmit/receive simultaneously.



For IEEE 802.11 n mode (2TX/2RX)

Ant. 1 (port 1) and Ant. 2 (port 2) could transmit/receive simultaneously.

**For 5GHz function:**

For IEEE 802.11 a mode (1TX/1RX)

Support diversity function and pre-tested on each single chain, Ant. 1 (port 1) or Ant. 2 (port 2) can be used as transmitting/receiving.

For IEEE 802.11 a mode (2TX/2RX)

Ant. 1 (port 1) and Ant. 2 (port 2) could transmit/receive simultaneously.

For IEEE 802.11 n/ac mode (2TX/2RX)

Ant. 1 (port 1) and Ant. 2 (port 2) could transmit/receive simultaneously.

**1.1.3 EUT Information**

Operational Condition				
<b>EUT Power Type</b>	PoE			
<b>EUT Function</b>	<input checked="" type="checkbox"/>	Point-to-multipoint	<input type="checkbox"/>	Point-to-point
<b>Beamforming Function</b>	<input type="checkbox"/>	With beamforming	<input checked="" type="checkbox"/>	Without beamforming
Type of EUT				
<input checked="" type="checkbox"/>	Stand-alone			
<input type="checkbox"/>	Combined (EUT where the radio part is fully integrated within another device)			
	Combined Equipment - Brand Name / Model No.:		...	
<input type="checkbox"/>	Plug-in radio (EUT intended for a variety of host systems)			
	Host System - Brand Name / Model No.:		...	
<input type="checkbox"/>	Other:			

**1.1.4 Mode Test Duty Cycle**

Mode	DC	DCF(dB)	T(s)	VBW(Hz) ≥ 1/T
802.11b	0.996	0.02	n/a (DC>=0.98)	n/a (DC>=0.98)
802.11g	0.977	0.1	2.028m	1k
802.11n HT20	0.975	0.11	1.893m	1k
802.11n HT40	0.963	0.16	932.5u	3k

Note. If DC < 0.98, the DCF was added while measuring Output power and PSD.



## 1.2 Testing Applied Standards

According to the specifications of the manufacturer, the EUT must comply with the requirements of the following standards:

- ◆ 47 CFR FCC Part 15
- ◆ ANSI C63.10-2013
- ◆ KDB 558074 D01 v05r02
- ◆ KDB 662911 D01 v02r01
- ◆ KDB 414788 D01 v01r01

## 1.3 Testing Location Information

Testing Location		
<input checked="" type="checkbox"/>	HWA YA	ADD : No. 52, Huaya 1st Rd., Guishan Dist., Taoyuan City, Taiwan (R.O.C.) TEL : 886-3-327-3456 FAX : 886-3-327-0973
Test site Designation No. TW1190 with FCC.		
<input type="checkbox"/>	JHUBEI	ADD : No.8, Ln. 724, Bo'ai St., Zhubei City, Hsinchu County, Taiwan (R.O.C.) TEL : 886-3-656-9065 FAX : 886-3-656-9085
Test site Designation No. TW0006 with FCC.		

Test Condition	Test Site No.	Test Engineer	Test Environment	Test Date
RF Conducted	TH01-HY	Barry	22.2~24.4°C / 50~56%	08/Oct/2019~16/Oct/2019
Radiated	03CH09-HY	Ryan	21.5~24.6°C / 52~61%	19/Sep/2019~06/Nov/2019
AC Conduction	CO04-HY	Jeff	22.4~23.8°C / 54.4~58.6%	15/Oct/2019

## 1.4 Measurement Uncertainty

ISO/IEC 17025 requires that an estimate of the measurement uncertainties associated with the emissions test results be included in the report. The measurement uncertainties given below are based on a 95% confidence level (based on a coverage factor (k=2))

Test Items	Uncertainty	Remark
Conducted Emission (150kHz ~ 30MHz)	3.54 dB	Confidence levels of 95%
Radiated Emission (9kHz ~ 30MHz)	1.6 dB	Confidence levels of 95%
Radiated Emission (30MHz ~ 1,000MHz)	4.3 dB	Confidence levels of 95%
Radiated Emission (1GHz ~ 18GHz)	3.9 dB	Confidence levels of 95%
Radiated Emission (18GHz ~ 40GHz)	3.5 dB	Confidence levels of 95%
Conducted Emission	1.3 dB	Confidence levels of 95%
Temperature	0.7 °C	Confidence levels of 95%
Humidity	4 %	Confidence levels of 95%



## 2 Test Configuration of EUT

### 2.1 Test Condition

RF Conducted	Abbreviation	Remark
TnomVnom	Tnom	20°C
-	Vnom	120V

### 2.2 Test Channel Mode

Test Software Version	art2-GUI 2.3
-----------------------	--------------

Mode	Power Setting
802.11b_Nss1,(1Mbps)_1TX(Port1)	-
2412MHz	22
2417MHz	23
2437MHz	23
2462MHz	23
802.11b_Nss1,(1Mbps)_1TX(Port2)	-
2412MHz	24.5
2437MHz	23.5
2462MHz	24
802.11b_Nss1,(1Mbps)_2TX	-
2412MHz	21.5
2437MHz	21.5
2462MHz	22.5
802.11g_Nss1,(6Mbps)_1TX(Port1)	-
2412MHz	20
2417MHz	21.5
2437MHz	22
2457MHz	21.5
2462MHz	19
802.11g_Nss1,(6Mbps)_1TX(Port2)	-
2412MHz	20.5
2437MHz	20.5
2457MHz	20.5
2462MHz	19.5
802.11g_Nss1,(6Mbps)_2TX	-
2412MHz	19






Mode	Power Setting
2437MHz	18
2457MHz	18
2462MHz	17.5
802.11n HT20_Nss1,(MCS0)_2TX	-
2412MHz	19
2437MHz	18
2457MHz	18
2462MHz	17.5
802.11n HT40_Nss1,(MCS0)_2TX	-
2422MHz	16.5
2427MHz	20
2437MHz	20
2447MHz	20
2452MHz	18

## 2.3 The Worst Case Measurement Configuration

The Worst Case Mode for Following Conformance Tests	
Tests Item	AC power-line conducted emissions
Condition	AC power-line conducted measurement for line and neutral
Operating Mode	CTX
1	PoE mode

The Worst Case Mode for Following Conformance Tests	
Tests Item	DTS Bandwidth Maximum Conducted Output Power Power Spectral Density Emissions in Non-restricted Frequency Bands
Test Condition	Conducted measurement at transmit chains

The Worst Case Mode for Following Conformance Tests	
Tests Item	Emissions in Restricted Frequency Bands
Test Condition	Radiated measurement If EUT consist of multiple antenna assembly (multiple antenna are used in EUT regardless of spatial multiplexing MIMO configuration), the radiated test should be performed with highest antenna gain of each antenna type.
Operating Mode < 1GHz	CTX
1	PoE mode
Operating Mode > 1GHz	CTX
Orthogonal Planes of EUT	<b>Y Plane</b> 
Worst Planes of EUT	V

The Worst Case Mode for Following Conformance Tests	
Tests Item	Simultaneous Transmission Analysis
Test Condition	Radiated measurement
Operating Mode	Normal Link
1	WLAN 2.4GHz + WLAN 5GHz
Refer to Sporton Test Report No.: FA991013 for Co-location RF Exposure Evaluation and Appendix G for Radiated Emission Co-location.	



## 2.4 Support Equipment

Support Equipment – AC Conduction				
No.	Equipment	Brand Name	Model Name	FCC ID
1	PoE	Cambium Networks	NET-P30-56IN	-
2	Notebook(Remote)	acar	JAL90	-
3	Client(Remote)	-	-	-

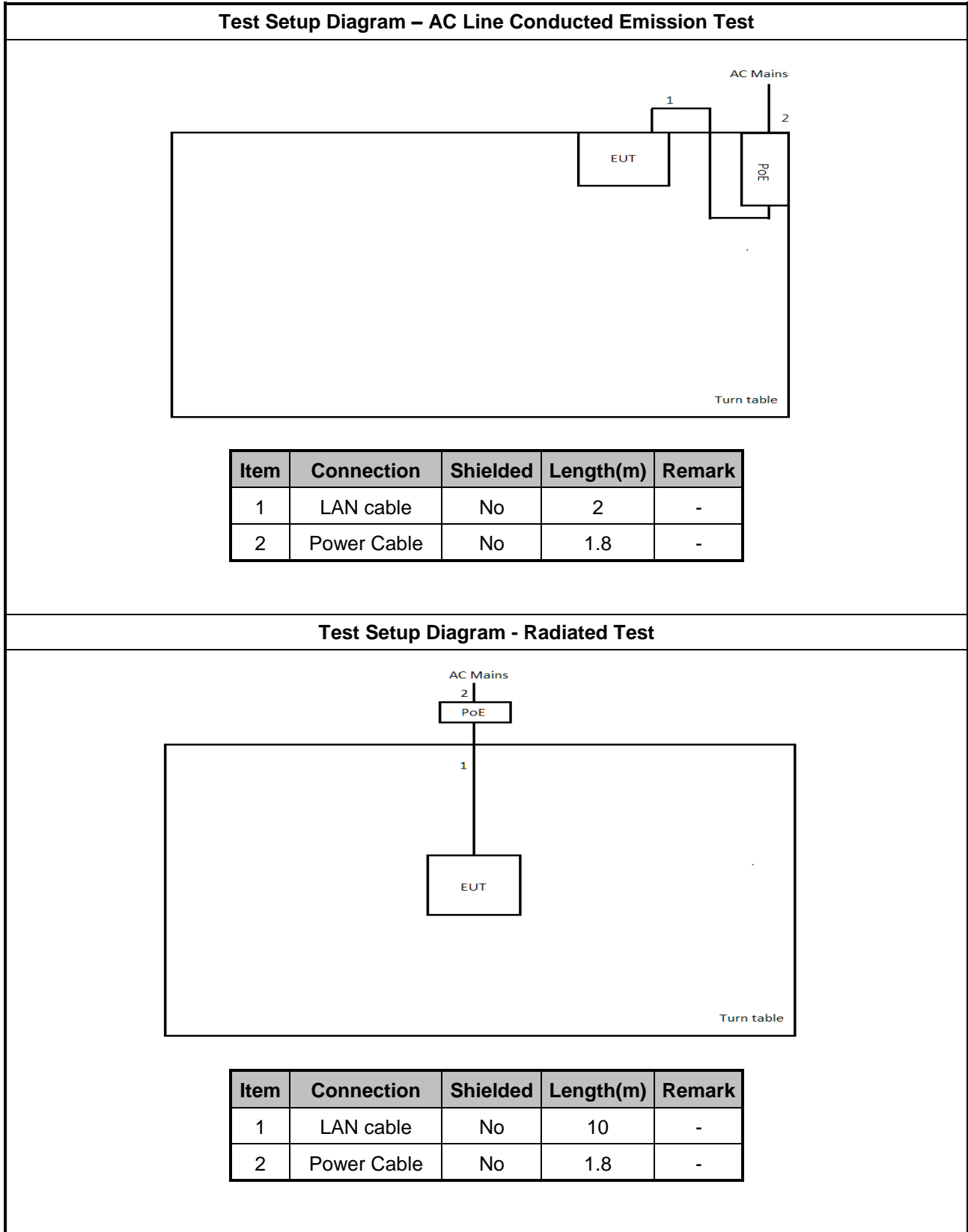
Note: Support equipment No.2 and No.3 were provided by customer.

Support Equipment – RF Conducted				
No.	Equipment	Brand Name	Model Name	FCC ID
1	Notebook	DELL	E5410	DoC
2	Adapter for NB	DELL	HA65NM130	DoC
3	PoE	Cambium Networks	NET-P30-56IN	-

Support Equipment – Radiated Emission				
No.	Equipment	Brand Name	Model Name	FCC ID
1	Notebook(Remote)	acar	JAL90	-
2	Client(Remote)	-	-	-
3	PoE (Remote)	Cambium Networks	NET-P30-56IN	-

Note: Support equipment No.1 and No.2 were provided by customer.

## 2.5 Test Setup Diagram





### 3 Transmitter Test Result

#### 3.1 AC Power-line Conducted Emissions

##### 3.1.1 AC Power-line Conducted Emissions Limit

AC Power-line Conducted Emissions Limit		
Frequency Emission (MHz)	Quasi-Peak	Average
0.15-0.5	66 - 56 *	56 - 46 *
0.5-5	56	46
5-30	60	50

Note 1: \* Decreases with the logarithm of the frequency.

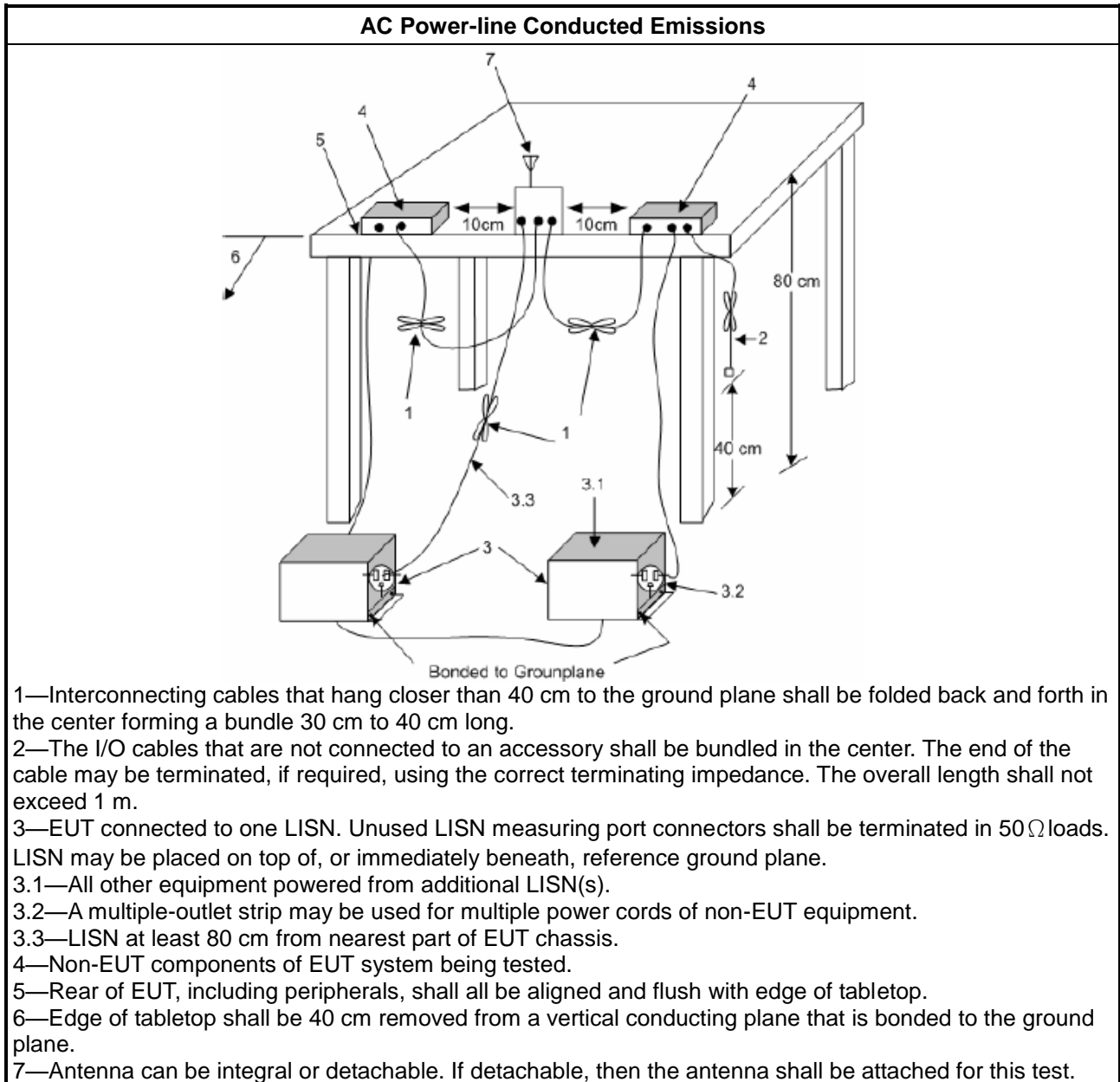
##### 3.1.2 Measuring Instruments

Refer a test equipment and calibration data table in this test report.

##### 3.1.3 Test Procedures

Test Method
<input checked="" type="checkbox"/> Refer as ANSI C63.10-2013, clause 6.2 for AC power-line conducted emissions.

### 3.1.4 Test Setup



### 3.1.5 Test Result of AC Power-line Conducted Emissions

Refer as Appendix A

### 3.2 DTS Bandwidth

#### 3.2.1 6dB Bandwidth Limit

6dB Bandwidth Limit	
Systems using digital modulation techniques:	
<ul style="list-style-type: none"> <li>▪ 6 dB bandwidth <math>\geq</math> 500 kHz.</li> </ul>	

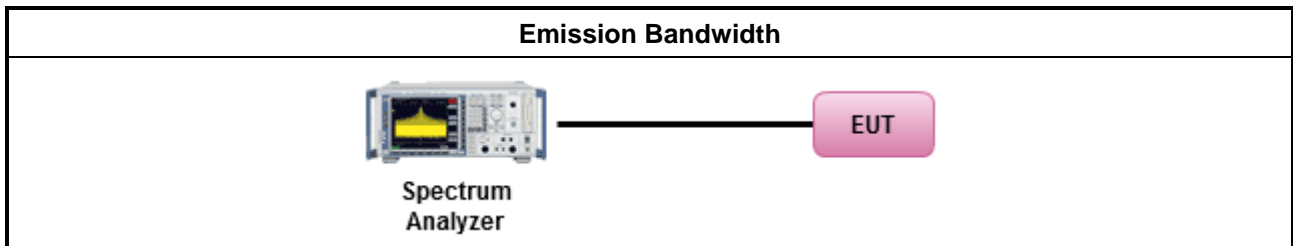
#### 3.2.2 Measuring Instruments

Refer a test equipment and calibration data table in this test report.

#### 3.2.3 Test Procedures

Test Method	
<ul style="list-style-type: none"> <li>▪ For the emission bandwidth shall be measured using one of the options below:</li> </ul>	
<input checked="" type="checkbox"/>	Refer as KDB 558074. clause 8.2 (11.8 of ANSI C63.10) DTS bandwidth measurement.
<input type="checkbox"/>	Refer as RSS-Gen, clause 6.7 for occupied bandwidth testing.
<input type="checkbox"/>	Refer as ANSI C63.10, clause 6.9.3 for occupied bandwidth testing.

#### 3.2.4 Test Setup



#### 3.2.5 Test Result of Emission Bandwidth

Refer as Appendix B

### 3.3 Maximum Conducted Output Power

#### 3.3.1 Maximum Conducted Output Power Limit

Maximum Conducted Output Power Limit	
	<ul style="list-style-type: none"> <li>▪ If <math>G_{TX} \leq 6</math> dBi, then <math>P_{Out} \leq 30</math> dBm (1 W)</li> </ul>
	<ul style="list-style-type: none"> <li>▪ Point-to-multipoint systems (P2M): If <math>G_{TX} &gt; 6</math> dBi, then <math>P_{Out} = 30 - (G_{TX} - 6)</math> dBm</li> </ul>
	<ul style="list-style-type: none"> <li>▪ Point-to-point systems (P2P): If <math>G_{TX} &gt; 6</math> dBi, then <math>P_{Out} = 30 - (G_{TX} - 6)/3</math> dBm</li> </ul>
	<ul style="list-style-type: none"> <li>▪ Smart antenna system (SAS):</li> </ul>
	<ul style="list-style-type: none"> <li>- Single beam: If <math>G_{TX} &gt; 6</math> dBi, then <math>P_{Out} = 30 - (G_{TX} - 6)/3</math> dBm</li> </ul>
	<ul style="list-style-type: none"> <li>- Overlap beam: If <math>G_{TX} &gt; 6</math> dBi, then <math>P_{Out} = 30 - (G_{TX} - 6)/3</math> dBm</li> </ul>
	<ul style="list-style-type: none"> <li>- Aggregate power on all beams: If <math>G_{TX} &gt; 6</math> dBi, then <math>P_{Out} = 30 - (G_{TX} - 6)/3 + 8</math> dB dBm</li> </ul>
e.i.r.p. Power Limit:	
	<ul style="list-style-type: none"> <li>▪ 2400-2483.5 MHz Band</li> </ul>
	<ul style="list-style-type: none"> <li>▪ Point-to-multipoint systems (P2M): <math>P_{eirp} \leq 36</math> dBm (4 W)</li> </ul>
	<ul style="list-style-type: none"> <li>▪ Point-to-point systems (P2P): <math>P_{eirp} \leq \text{MAX}(36, [P_{Out} + G_{TX}])</math> dBm</li> </ul>
	<ul style="list-style-type: none"> <li>▪ Smart antenna system (SAS)</li> </ul>
	<ul style="list-style-type: none"> <li>- Single beam: <math>P_{eirp} \leq \text{MAX}(36, P_{Out} + G_{TX})</math> dBm</li> </ul>
	<ul style="list-style-type: none"> <li>- Overlap beam: <math>P_{eirp} \leq \text{MAX}(36, P_{Out} + G_{TX})</math> dBm</li> </ul>
	<ul style="list-style-type: none"> <li>- Aggregate power on all beams: <math>P_{eirp} \leq \text{MAX}(36, [P_{Out} + G_{TX} + 8])</math> dBm</li> </ul>
<p><math>P_{Out}</math> = maximum peak conducted output power or maximum conducted output power in dBm,  <math>G_{TX}</math> = the maximum transmitting antenna directional gain in dBi.</p>	

#### 3.3.2 Measuring Instruments

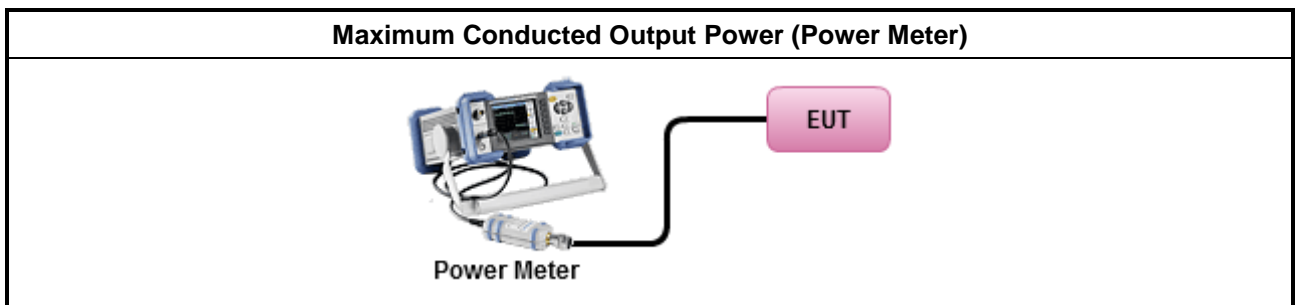
Refer a test equipment and calibration data table in this test report.



### 3.3.3 Test Procedures

Test Method	
<ul style="list-style-type: none"> <li>▪ Maximum Peak Conducted Output Power</li> </ul>	
<input type="checkbox"/>	Refer as KDB 558074, clause 8.3.1.1 (11.9.1.1 of ANSI C63.10) RBW ≥ EBW method.
<input type="checkbox"/>	Refer as KDB 558074, clause 8.3.1.2 (11.9.1.2 of ANSI C63.10) integrated band power method.
<input type="checkbox"/>	Refer as KDB 558074, clause 8.3.1.3 (11.9.1.3 of ANSI C63.10) peak power meter.
<ul style="list-style-type: none"> <li>▪ Maximum Average Conducted Output Power</li> </ul>	
<input type="checkbox"/>	Refer as KDB 558074, clause 8.3.2.2 (11.9.2.2 of ANSI C63.10) using a spectrum analyzer.
<input checked="" type="checkbox"/>	Refer as KDB 558074, clause 8.3.2.3 (11.9.2.3 of ANSI C63.10) using a power meter.
<ul style="list-style-type: none"> <li>▪ For conducted measurement.</li> </ul>	
<ul style="list-style-type: none"> <li>▪ If the EUT supports multiple transmit chains using options given below: Refer as KDB 662911, In-band power measurements. Using the measure-and-sum approach, measured all transmit ports individually. Sum the power (in linear power units e.g., mW) of all ports for each individual sample and save them.</li> </ul>	
<ul style="list-style-type: none"> <li>▪ If multiple transmit chains, EIRP calculation could be following as methods:  <math>P_{total} = P_1 + P_2 + \dots + P_n</math>                      (calculated in linear unit [mW] and transfer to log unit [dBm])  <math>EIRP_{total} = P_{total} + DG</math> </li> </ul>	

### 3.3.4 Test Setup



### 3.3.5 Test Result of Maximum Conducted Output Power

Refer as Appendix C

### 3.4 Power Spectral Density

#### 3.4.1 Power Spectral Density Limit

Power Spectral Density Limit
<ul style="list-style-type: none"> <li>Power Spectral Density (PSD) <math>\leq</math> 8 dBm/3kHz</li> </ul>

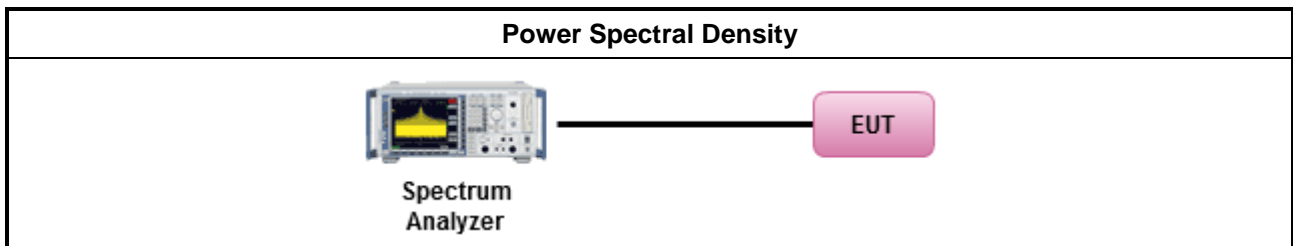
#### 3.4.2 Measuring Instruments

Refer a test equipment and calibration data table in this test report.

#### 3.4.3 Test Procedures

Test Method
<ul style="list-style-type: none"> <li>Peak power spectral density procedures that the same method as used to determine the conducted output power. If maximum peak conducted output power was measured to demonstrate compliance to the output power limit, then the peak PSD procedure below (Method PKPSD) shall be used. If maximum conducted output power was measured to demonstrate compliance to the output power limit, then one of the average PSD procedures shall be used, as applicable based on the following criteria (the peak PSD procedure is also an acceptable option).</li> </ul>
<input checked="" type="checkbox"/> Refer as KDB 558074, clause 8.4 (11.10 of ANSI C63.10) Method PKPSD.
<ul style="list-style-type: none"> <li>For conducted measurement.</li> </ul>
<ul style="list-style-type: none"> <li>If The EUT supports multiple transmit chains using options given below:             <ul style="list-style-type: none"> <li>Measure and sum the spectra across the outputs. Refer as KDB 662911, In-band power spectral density (PSD). Sample all transmit ports simultaneously using a spectrum analyzer for each transmit port. Where the trace bin-by-bin of each transmit port summing can be performed. (i.e., in the first spectral bin of output 1 is summed with that in the first spectral bin of output 2 and that from the first spectral bin of output 3, and so on up to the NTX output to obtain the value for the first frequency bin of the summed spectrum.). Add up the amplitude (power) values for the different transmit chains and use this as the new data trace.</li> </ul> </li> </ul>

#### 3.4.4 Test Setup



#### 3.4.5 Test Result of Power Spectral Density

Refer as Appendix D

### 3.5 Emissions in Non-restricted Frequency Bands

#### 3.5.1 Emissions in Non-restricted Frequency Bands Limit

Un-restricted Band Emissions Limit	
RF output power procedure	Limit (dB)
Peak output power procedure	20
Average output power procedure	30

Note 1: If the peak output power procedure is used to measure the fundamental emission power to demonstrate compliance to requirements, then the peak conducted output power measured within any 100 kHz outside the authorized frequency band shall be attenuated by at least 20 dB relative to the maximum measured in-band peak level.

Note 2: If the average output power procedure is used to measure the fundamental emission power to demonstrate compliance to requirements, then the power in any 100 kHz outside of the authorized frequency band shall be attenuated by at least 30 dB relative to the maximum measured in-band average level.

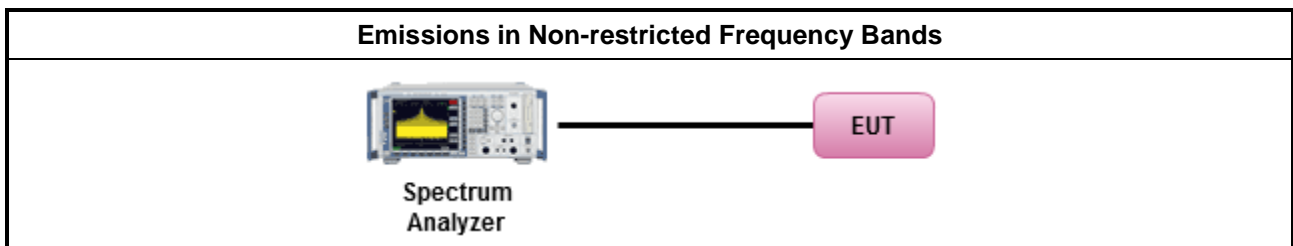
#### 3.5.2 Measuring Instruments

Refer a test equipment and calibration data table in this test report.

#### 3.5.3 Test Procedures

Test Method
<ul style="list-style-type: none"> <li>Refer as KDB 558074, clause 8.5 (11.11 of ANSI C63.10) for non-restricted frequency bands.</li> </ul>

#### 3.5.4 Test Setup



#### 3.5.5 Test Result of Emissions in Non-restricted Frequency Bands

Refer as Appendix E



### 3.6 Emissions in Restricted Frequency Bands

#### 3.6.1 Emissions in Restricted Frequency Bands Limit

Restricted Band Emissions Limit			
Frequency Range (MHz)	Field Strength (uV/m)	Field Strength (dBuV/m)	Measure Distance (m)
0.009~0.490	2400/F(kHz)	48.5 - 13.8	300
0.490~1.705	24000/F(kHz)	33.8 - 23	30
1.705~30.0	30	29	30
30~88	100	40	3
88~216	150	43.5	3
216~960	200	46	3
Above 960	500	54	3

Note 1: Test distance for frequencies at or above 30 MHz, measurements may be performed at a distance other than the limit distance provided they are not performed in the near field and the emissions to be measured can be detected by the measurement equipment. When performing measurements at a distance other than that specified, the results shall be extrapolated to the specified distance using an extrapolation factor of 20 dB/decade (inverse of linear distance for field-strength measurements, inverse of linear distance-squared for power-density measurements).

Note 2: Test distance for frequencies at below 30 MHz, measurements may be performed at a distance closer than the EUT limit distance; however, an attempt should be made to avoid making measurements in the near field. When performing measurements below 30 MHz at a closer distance than the limit distance, the results shall be extrapolated to the specified distance by either making measurements at a minimum of two or more distances on at least one radial to determine the proper extrapolation factor or by using the square of an inverse linear distance extrapolation factor (40 dB/decade). The test report shall specify the extrapolation method used to determine compliance of the EUT.

Note 3: Using the distance of 1m during the test for above 18 GHz, and the test value to correct for the distance factor at 3m.

#### 3.6.2 Measuring Instruments

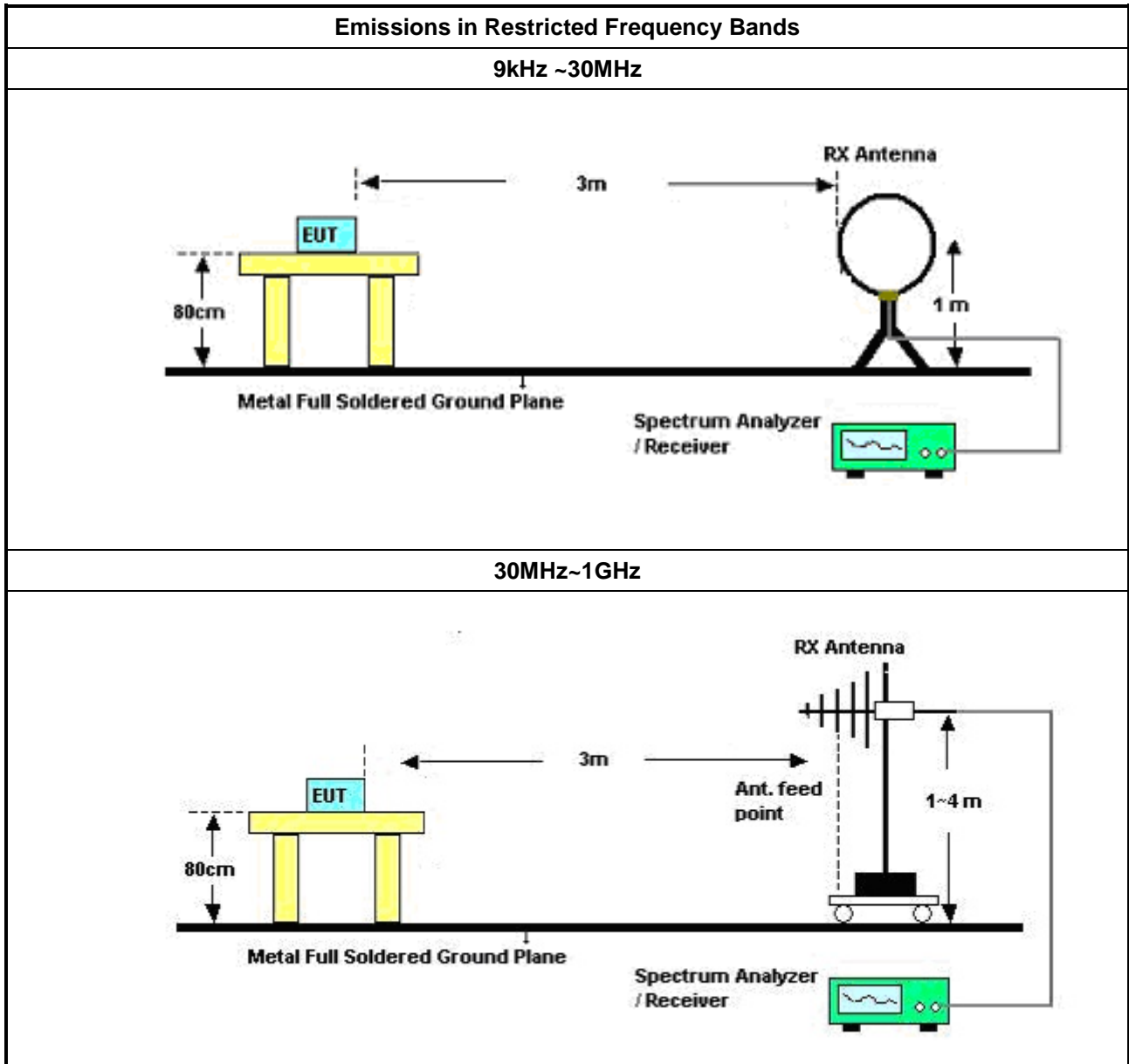
Refer a test equipment and calibration data table in this test report.

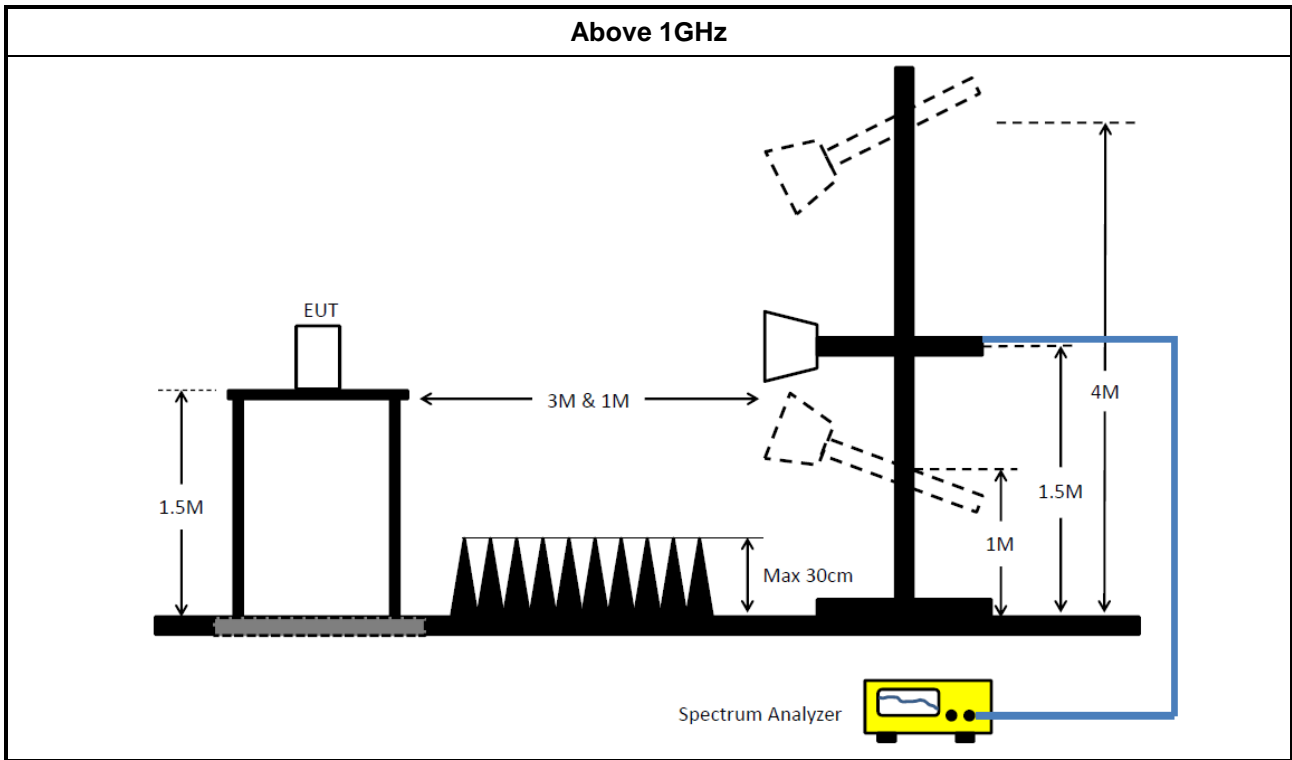


3.6.3 Test Procedures

Test Method	
	<ul style="list-style-type: none"> <li>▪ The average emission levels shall be measured in [duty cycle ≥ 98 or duty factor].</li> </ul>
	<ul style="list-style-type: none"> <li>▪ Refer as ANSI C63.10, clause 6.10.3 band-edge testing shall be performed at the lowest frequency channel and highest frequency channel within the allowed operating band.</li> </ul>
	<ul style="list-style-type: none"> <li>▪ For the transmitter unwanted emissions shall be measured using following options below:</li> </ul>
	<ul style="list-style-type: none"> <li> <ul style="list-style-type: none"> <li>▪ Refer as KDB 558074, clause 8.6 (11.12 of ANSI C63.10) for restricted frequency bands.</li> </ul> </li> </ul>
	<ul style="list-style-type: none"> <li>▪ For the transmitter band-edge emissions shall be measured using following options below:</li> </ul>
	<ul style="list-style-type: none"> <li> <ul style="list-style-type: none"> <li>▪ Refer as KDB 558074 clause 8.7.1, When the performing peak or average radiated measurements, emissions within 2 MHz of the authorized band edge may be measured using the marker-delta method described below.</li> </ul> </li> </ul>
	<ul style="list-style-type: none"> <li> <ul style="list-style-type: none"> <li>▪ Refer as KDB 558074, clause 8.7.2 (6.10.6 of ANSI C63.10) for marker-delta method for band-edge measurements.</li> </ul> </li> </ul>
	<ul style="list-style-type: none"> <li> <ul style="list-style-type: none"> <li>▪ Refer as KDB 558074, clause 8.7.3 for narrower resolution bandwidth (100kHz) using the band power and summing the spectral levels.</li> </ul> </li> </ul>
	<ul style="list-style-type: none"> <li>▪ Use the following spectrum analyzer settings:</li> </ul>
	<ul style="list-style-type: none"> <li> <ul style="list-style-type: none"> <li>▪ Set RBW=100 kHz for f &lt; 1 GHz; VBW=3 * RBW; Sweep = auto; Detector function = peak; Trace = max hold.</li> </ul> </li> </ul>
	<ul style="list-style-type: none"> <li> <ul style="list-style-type: none"> <li>▪ Set RBW = 1 MHz, VBW= 3MHz for f ≥ 1 GHz for peak measurement. For average measurement, refer as 1.1.4.</li> </ul> </li> </ul>
	<ul style="list-style-type: none"> <li>▪ KDB 414788 Open-Field Test Sites and Chamber Correlation Justification.</li> </ul>
	<ul style="list-style-type: none"> <li> <ul style="list-style-type: none"> <li>▪ Based on FCC 15.31 (f) (2): measurements may be performed at a distance closer than that specified in regulations; however, an attempt should be made to avoid making measurements in the near field.</li> </ul> </li> </ul>
	<ul style="list-style-type: none"> <li> <ul style="list-style-type: none"> <li>▪ Open-field site and chamber correlation testing had been performed and chamber measured test result is the worst case test result.</li> </ul> </li> </ul>

### 3.6.4 Test Setup





**3.6.5 Test Result of Emissions in Restricted Frequency Bands (Below 30MHz)**

The amplitude of spurious emissions which are attenuated by more than 20dB below the permissible value has no need to be reported.

**3.6.6 Test Result of Emissions in Restricted Frequency Bands**

Refer as Appendix F

## 4 Test Equipment and Calibration Data

### Instrument for AC Conduction

Instrument	Manufacturer	Model No.	Serial No.	Spec.	Calibration Date	Calibration Due Date
EMC Receiver	R&S	ESR3	102052	9kHz~3.6GHz	09/Apr/2019	08/Apr/2020
LISN	R&S	ENV216	101295	9kHz~30MHz	08/Nov/2018	07/Nov/2019
RF Cable-CON	MTJ	RG142	CB002-CO	9kHz~200MHz	12/Sep/2019	11/Sep/2020
AC POWER	APC	AFC-11005G	F310050055	47Hz~63Hz 5~300V	NCR	NCR
Impuls Begrenzer Pulse Limiter	SCHWARZBECK	VTSD 9561-F	9561-F041	9kHz~30MHz	24/Sep/2019	23/Sep/2020

NCR : Non-Calibration Require

### Instrument for Radiated Test

Instrument	Manufacturer	Model No.	Serial No.	Spec.	Calibration Date	Calibration Due Date
3m Semi Anechoic Chamber	TDK	SAC-3M	03CH09-HY	30MHz~1GHz	22/Apr/2019	21/Apr/2020
3m Semi Anechoic Chamber	TDK	SAC-3M	03CH09-HY	1GHz~18GHz	13/Jun/2019	12/Jun/2020
Microwave Preamplifier	Agilent	8449B	3008A02096	1GHz~26.5GHz	04/Sep/2019	03/Sep/2020
Amplifier	EMC	EMC9135	980232	9KHz~1GHz	22/Apr/2019	21/Apr/2020
EMI Test Receiver	R&S	ESR3	102052	9kHz~3.6GHz	09/Apr/2019	08/Apr/2020
EXA Signal Analyzer	KEYSIGHT	N9010A	MY54200885	10Hz~44GHz	07/Aug/2019	06/Aug/2020
Bilog Antenna & 6dB Attenuator	SCHAFFNER/Yi Chang	CBL6111C / MTJ61202	2724 / MTJ61202-06	30MHz~1GHz	06/Jul/2019	05/Jul/2020
Double Ridged Guide Horn Antenna	SCHWARZBECK	BBHA 9120 D	BBHA9120 D 1534	1GHz~18GHz	22/May/2019	21/May/2020
Broadband Horn Antenna	SCHWARZBECK	BBHA 9170	BBHA 9170221	18GHz~40GHz	22/Mar/2019	21/Mar/2020
Preamplifier	MITEQ	TTA1840-35-HG	1864481	18GHz~40GHz	05/Aug/2019	04/Aug/2020
Loop Antenna	TESEQ	HLA 6120	31244	9k~30MHz	15/Mar/2019	14/Mar/2020
LF-CABLE-2019 0218	Jye Bao	RG142	CB028	9kHz~1GHz	18/Feb/2019	17/Feb/2020
RF Cable-high	HUBER+SUHNER	SUCOFLEX104	SN 556626/4 + 556627	1GHz~40GHz	13/Mar/2019	12/Mar/2020





Instrument for Conducted Test

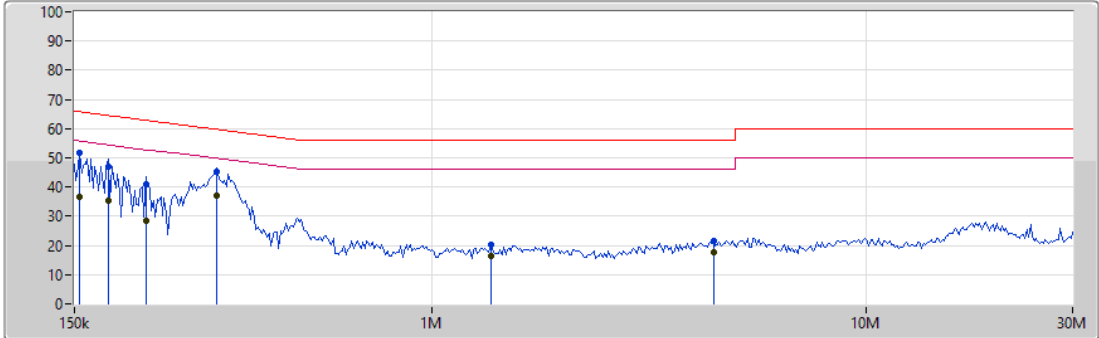
Instrument	Manufacturer	Model No.	Serial No.	Spec.	Calibration Date	Calibration Due Date
Spectrum Analyzer	R&S	FSV 40	101013	10Hz~40GHz	13/Mar/2019	12/Mar/2020
SMB100A Signal Generator	R&S	SMB100A03	181147	100kHz~40GHz	12/Nov/2018	10/Nov/2020
Power Sensor	Anritsu	MA2411B	0917017	300MHz~40GHz	19/Feb/2019	18/Feb/2020
Power Meter	Anritsu	ML2495A	0949003	300MHz~40GHz	19/Feb/2019	18/Feb/2020
Cable 0.2m	HUBER	MY10710/4	RF Cable - 01	30MHz~18G	11/Jan/2019	10/Jan/2020
Cable 0.2m	HUBER	MY10711/4	RF Cable - 02	30MHz~18G	11/Jan/2019	10/Jan/2020
Cable 0.5m	HUBER	MY10714/4	RF Cable - 05	30MHz~18G	11/Jan/2019	10/Jan/2020



AC Power-line Conducted Emissions Result

Operating Mode	1	Power Phase	Neutral
Operating Function	PoE mode		

15/10/2019



Legend for graph:

- Lim.PK (Red line)
- PK (Blue line)
- Lim.AV (Magenta line)
- AV (Green line)

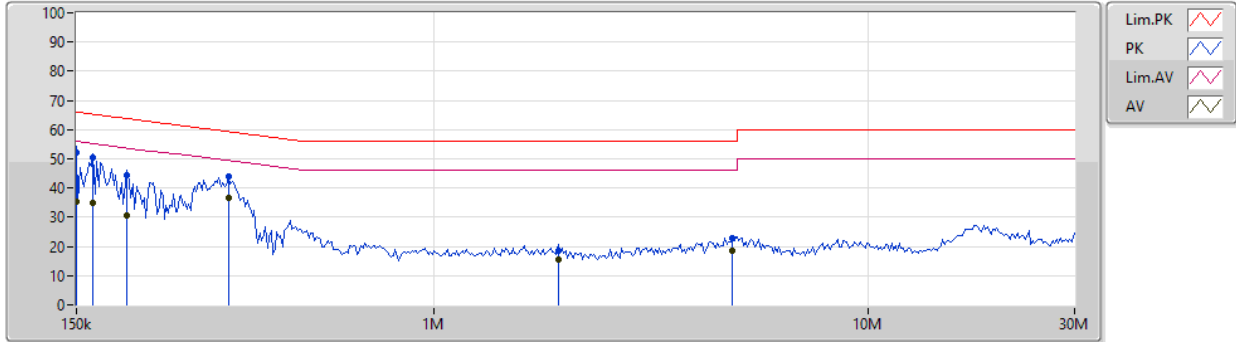
Type	Freq (Hz)	Level (dBuV)	Limit (dBuV)	Margin (dB)	Factor (dB)	Condition	Comment	Raw (dBuV)	LISN (dB)	CL (dB)	AT (dB)
QP	154.545k	51.85	65.75	-13.90	19.48	Neutral	-	32.37	9.60	0.01	9.87
AV	154.545k	36.45	55.75	-19.30	19.48	Neutral	-	16.97	9.60	0.01	9.87
QP	179.422k	46.93	64.51	-17.58	19.47	Neutral	-	27.46	9.59	0.01	9.87
AV	179.422k	35.17	54.51	-19.34	19.47	Neutral	-	15.70	9.59	0.01	9.87
QP	218.929k	41.14	62.86	-21.72	19.47	Neutral	-	21.67	9.59	0.01	9.87
AV	218.929k	28.63	52.86	-24.23	19.47	Neutral	-	9.16	9.59	0.01	9.87
QP	319.533k	45.40	59.71	-14.31	19.48	Neutral	-	25.92	9.59	0.01	9.88
AV	319.533k	37.17	49.71	-12.54	19.48	Neutral	"Worst"	17.69	9.59	0.01	9.88
QP	1.366M	20.46	56.00	-35.54	19.51	Neutral	-	0.95	9.60	0.03	9.88
AV	1.366M	16.49	46.00	-29.51	19.51	Neutral	-	-3.02	9.60	0.03	9.88
QP	4.464M	21.39	56.00	-34.61	19.56	Neutral	-	1.83	9.62	0.05	9.89
AV	4.464M	17.63	46.00	-28.37	19.56	Neutral	-	-1.93	9.62	0.05	9.89



AC Power-line Conducted Emissions Result

Operating Mode	1	Power Phase	Line
Operating Function	PoE mode		

15/10/2019



Type	Freq (Hz)	Level (dBuV)	Limit (dBuV)	Margin (dB)	Factor (dB)	Condition	Comment	Raw (dBuV)	LISN (dB)	CL (dB)	AT (dB)
QP	150k	52.25	66.00	-13.75	19.48	Line	-	32.77	9.60	0.01	9.87
AV	150k	35.20	56.00	-20.80	19.48	Line	-	15.72	9.60	0.01	9.87
QP	164.053k	50.33	65.25	-14.92	19.48	Line	-	30.85	9.60	0.01	9.87
AV	164.053k	34.92	55.25	-20.33	19.48	Line	-	15.44	9.60	0.01	9.87
QP	196.231k	44.43	63.76	-19.33	19.48	Line	-	24.95	9.60	0.01	9.87
AV	196.231k	30.49	53.76	-23.27	19.48	Line	-	11.01	9.60	0.01	9.87
QP	335.832k	43.97	59.31	-15.34	19.48	Line	-	24.49	9.59	0.01	9.88
AV	335.832k	36.70	49.31	-12.61	19.48	Line	"Worst"	17.22	9.59	0.01	9.88
QP	1.935M	18.73	56.00	-37.27	19.54	Line	-	-0.81	9.62	0.03	9.89
AV	1.935M	15.56	46.00	-30.44	19.54	Line	-	-3.98	9.62	0.03	9.89
QP	4.882M	22.71	56.00	-33.29	19.58	Line	-	3.13	9.64	0.05	9.89
AV	4.882M	18.61	46.00	-27.39	19.58	Line	-	-0.97	9.64	0.05	9.89

**Summary**

Mode	Max-N dB (Hz)	Max-OBW (Hz)	ITU-Code	Min-N dB (Hz)	Min-OBW (Hz)
2.4-2.4835GHz	-	-	-	-	-
802.11b_Nss1,(1Mbps)_1TX(Port1)	7.5M	12.444M	12M4G1D	7.025M	11.794M
802.11b_Nss1,(1Mbps)_1TX(Port2)	7.05M	12.794M	12M8G1D	6.5M	11.944M
802.11b_Nss1,(1Mbps)_2TX	7.05M	12.319M	12M3G1D	6.55M	11.594M
802.11g_Nss1,(6Mbps)_1TX(Port1)	15.025M	16.267M	16M3D1D	15.025M	16.217M
802.11g_Nss1,(6Mbps)_1TX(Port2)	15.1M	16.242M	16M2D1D	14.975M	16.167M
802.11g_Nss1,(6Mbps)_2TX	15.1M	16.242M	16M2D1D	15M	16.117M
802.11n HT20_Nss1,(MCS0)_2TX	15.075M	17.441M	17M4D1D	13.775M	17.241M
802.11n HT40_Nss1,(MCS0)_2TX	31.35M	35.832M	35M8D1D	22.55M	35.582M

**Max-N dB** = Maximum 6dB down bandwidth; **Max-OBW** = Maximum 99% occupied bandwidth;

**Min-N dB** = Minimum 6dB down bandwidth; **Min-OBW** = Minimum 99% occupied bandwidth;

**Result**

Mode	Result	Limit (Hz)	Port 1-N dB (Hz)	Port 1-OBW (Hz)	Port 2-N dB (Hz)	Port 2-OBW (Hz)
802.11b_Nss1,(1Mbps)_1TX(Port1)	-	-	-	-	-	-
2412MHz_TnomVnom	Pass	500k	7.05M	12.094M		
2437MHz_TnomVnom	Pass	500k	7.5M	11.794M		
2462MHz_TnomVnom	Pass	500k	7.025M	12.444M		
802.11b_Nss1,(1Mbps)_1TX(Port2)	-	-	-	-	-	-
2412MHz_TnomVnom	Pass	500k			7.05M	12.794M
2437MHz_TnomVnom	Pass	500k			6.55M	11.944M
2462MHz_TnomVnom	Pass	500k			6.5M	12.169M
802.11b_Nss1,(1Mbps)_2TX	-	-	-	-	-	-
2412MHz_TnomVnom	Pass	500k	7.05M	12.069M	6.55M	11.594M
2437MHz_TnomVnom	Pass	500k	7.025M	11.894M	6.575M	11.944M
2462MHz_TnomVnom	Pass	500k	7.05M	12.319M	7.025M	11.994M
802.11g_Nss1,(6Mbps)_1TX(Port1)	-	-	-	-	-	-
2412MHz_TnomVnom	Pass	500k	15.025M	16.267M		
2437MHz_TnomVnom	Pass	500k	15.025M	16.217M		
2462MHz_TnomVnom	Pass	500k	15.025M	16.242M		
802.11g_Nss1,(6Mbps)_1TX(Port2)	-	-	-	-	-	-
2412MHz_TnomVnom	Pass	500k			15.1M	16.242M
2437MHz_TnomVnom	Pass	500k			14.975M	16.192M
2462MHz_TnomVnom	Pass	500k			15M	16.167M
802.11g_Nss1,(6Mbps)_2TX	-	-	-	-	-	-
2412MHz_TnomVnom	Pass	500k	15.1M	16.217M	15M	16.192M
2437MHz_TnomVnom	Pass	500k	15.025M	16.117M	15.05M	16.192M
2462MHz_TnomVnom	Pass	500k	15.025M	16.242M	15.025M	16.192M
802.11n HT20_Nss1,(MCS0)_2TX	-	-	-	-	-	-
2412MHz_TnomVnom	Pass	500k	15.075M	17.441M	13.775M	17.316M
2437MHz_TnomVnom	Pass	500k	13.825M	17.241M	15M	17.316M
2462MHz_TnomVnom	Pass	500k	15.025M	17.441M	15.05M	17.366M
802.11n HT40_Nss1,(MCS0)_2TX	-	-	-	-	-	-
2422MHz_TnomVnom	Pass	500k	31.35M	35.832M	28.8M	35.582M
2437MHz_TnomVnom	Pass	500k	22.55M	35.582M	26.35M	35.632M
2452MHz_TnomVnom	Pass	500k	23.75M	35.582M	30.05M	35.682M

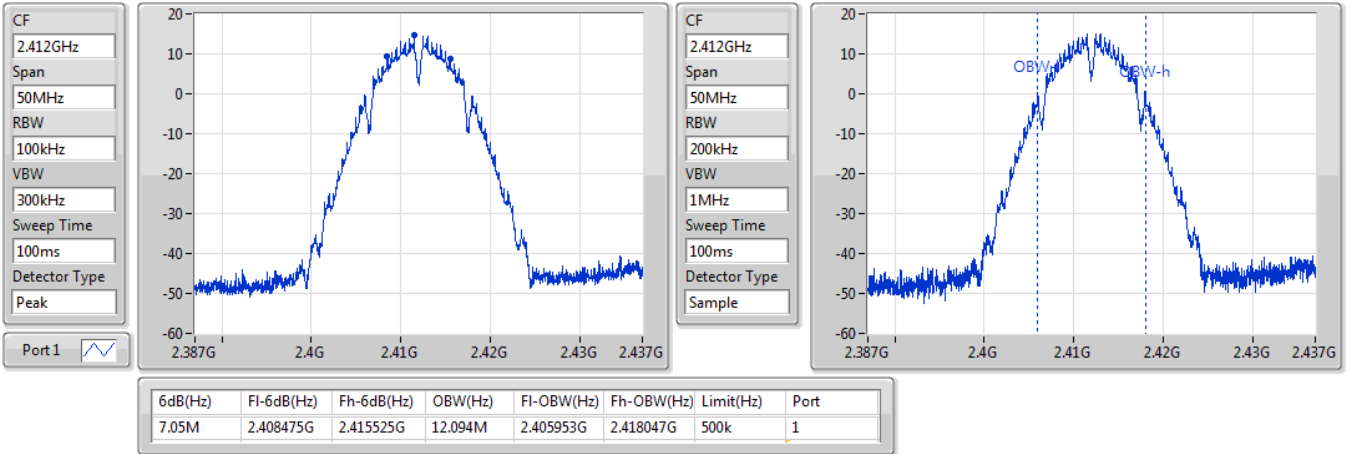
Port X-N dB = Port X 6dB down bandwidth; Port X-OBW = Port X 99% occupied bandwidth;

802.11b\_Nss1,(1Mbps)\_1TX(Port1)

EBW

2412MHz

07/10/2019

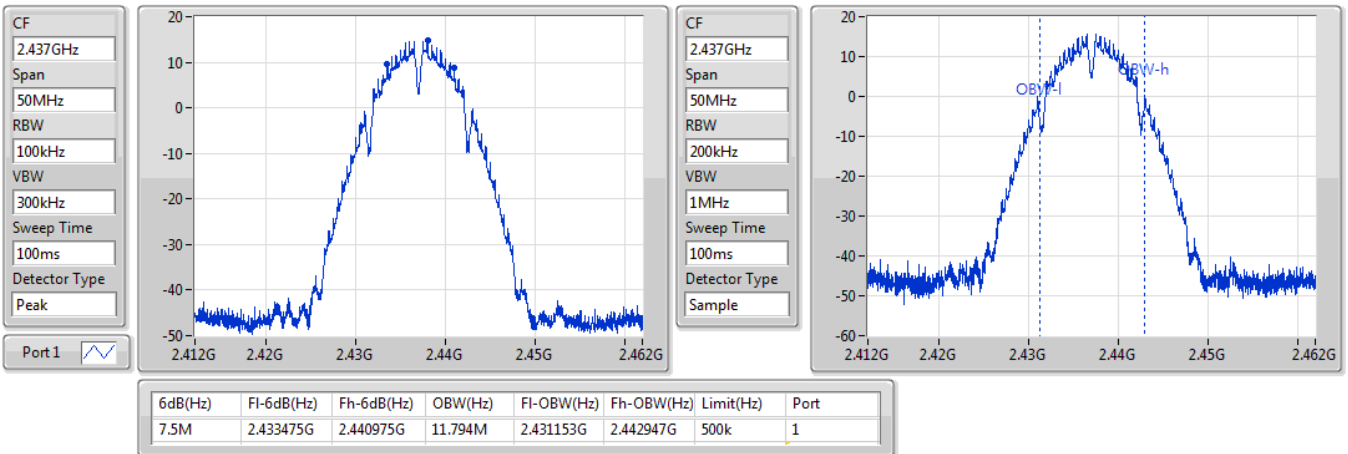


802.11b\_Nss1,(1Mbps)\_1TX(Port1)

EBW

2437MHz

07/10/2019

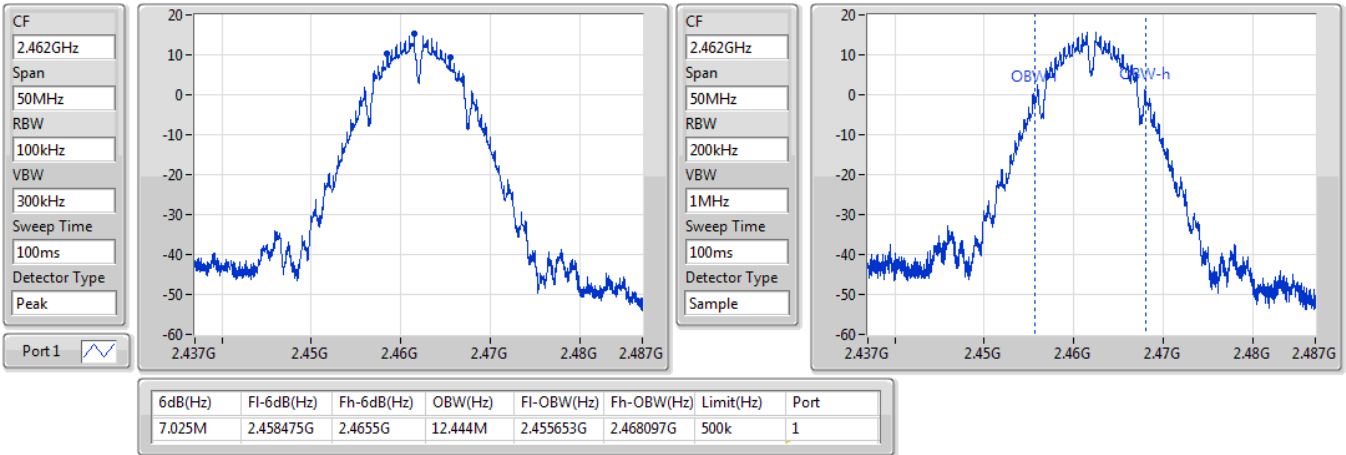


### 802.11b\_Nss1,(1Mbps)\_1TX(Port1)

EBW

2462MHz

07/10/2019

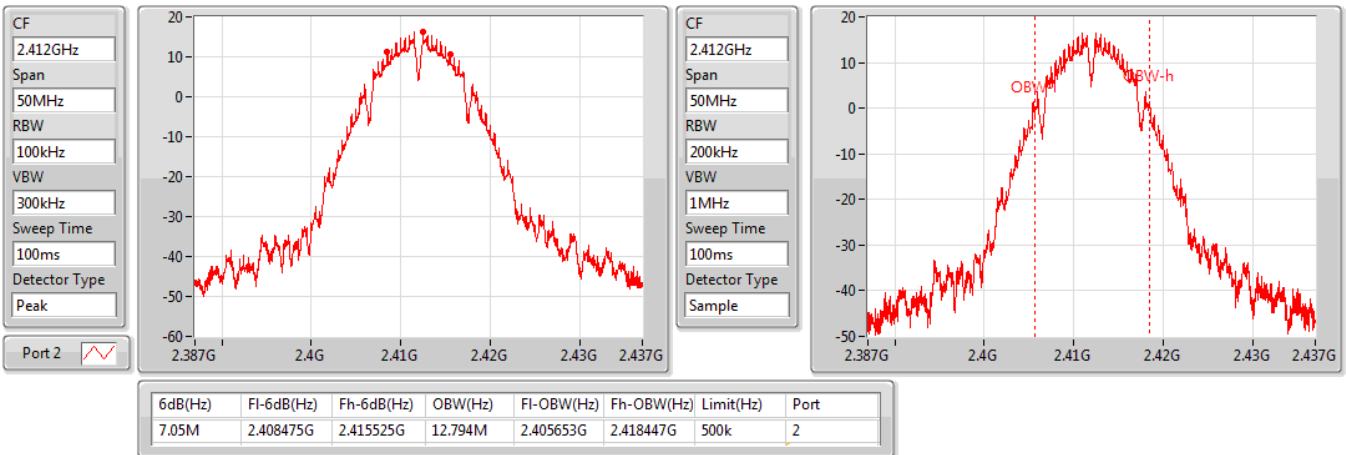


### 802.11b\_Nss1,(1Mbps)\_1TX(Port2)

EBW

2412MHz

07/10/2019

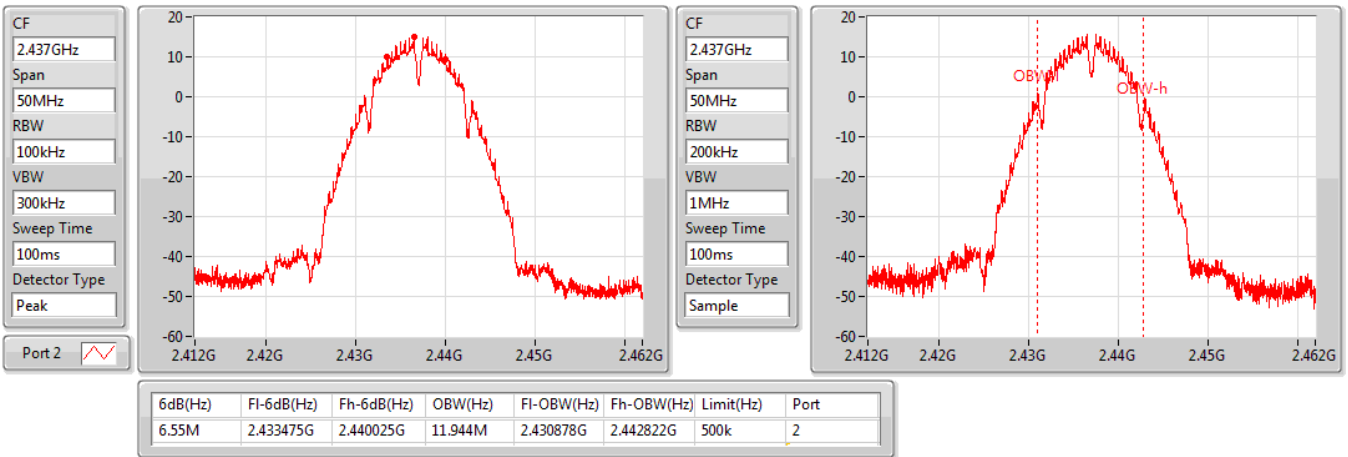


802.11b\_Nss1,(1Mbps)\_1TX(Port2)

EBW

2437MHz

07/10/2019

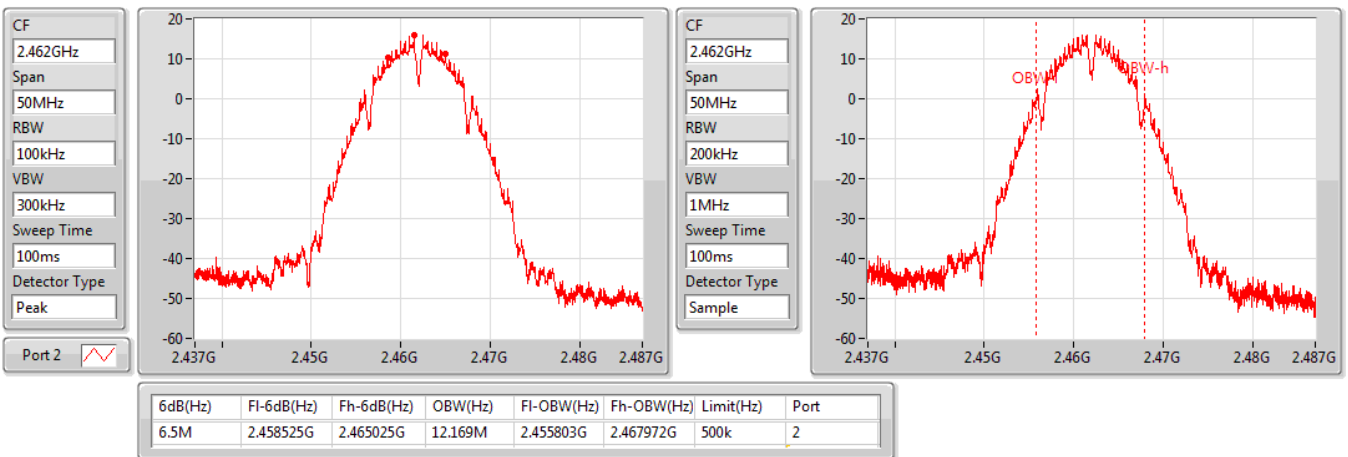


802.11b\_Nss1,(1Mbps)\_1TX(Port2)

EBW

2462MHz

07/10/2019





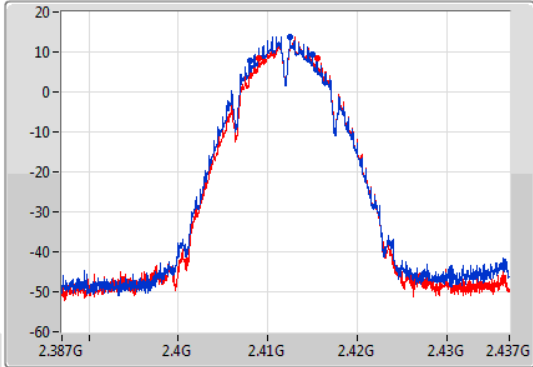
### 802.11b\_Nss1,(1Mbps)\_2TX

EBW

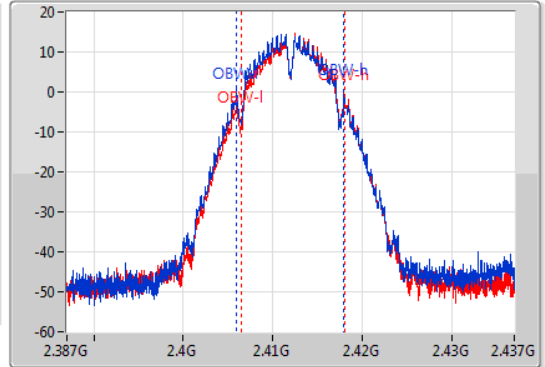
2412MHz

07/10/2019

CF  
2.412GHz  
Span  
50MHz  
RBW  
100kHz  
VBW  
300kHz  
Sweep Time  
100ms  
Detector Type  
Peak



CF  
2.412GHz  
Span  
50MHz  
RBW  
200kHz  
VBW  
1MHz  
Sweep Time  
100ms  
Detector Type  
Sample



6dB(Hz)	Fl-6dB(Hz)	Fh-6dB(Hz)	OBW(Hz)	Fl-OBW(Hz)	Fh-OBW(Hz)	Limit(Hz)	Port
7.05M	2.407975G	2.415025G	12.069M	2.405878G	2.417947G	500k	1
6.55M	2.408975G	2.415525G	11.594M	2.406478G	2.418072G	500k	2

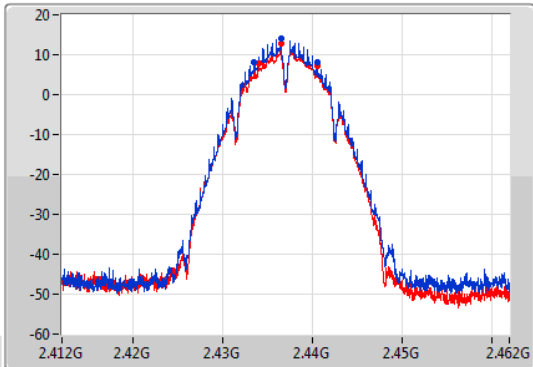
### 802.11b\_Nss1,(1Mbps)\_2TX

EBW

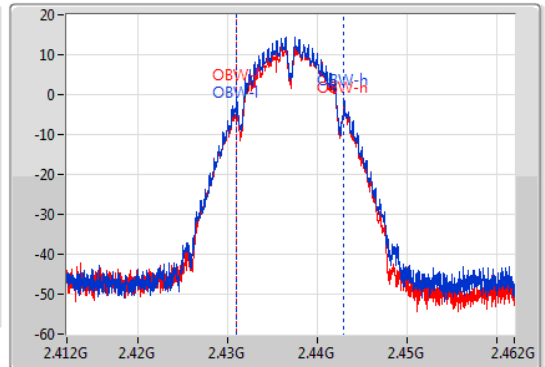
2437MHz

07/10/2019

CF  
2.437GHz  
Span  
50MHz  
RBW  
100kHz  
VBW  
300kHz  
Sweep Time  
100ms  
Detector Type  
Peak



CF  
2.437GHz  
Span  
50MHz  
RBW  
200kHz  
VBW  
1MHz  
Sweep Time  
100ms  
Detector Type  
Sample



6dB(Hz)	Fl-6dB(Hz)	Fh-6dB(Hz)	OBW(Hz)	Fl-OBW(Hz)	Fh-OBW(Hz)	Limit(Hz)	Port
7.025M	2.433475G	2.4405G	11.894M	2.431003G	2.442897G	500k	1
6.575M	2.43395G	2.440525G	11.944M	2.430978G	2.442922G	500k	2

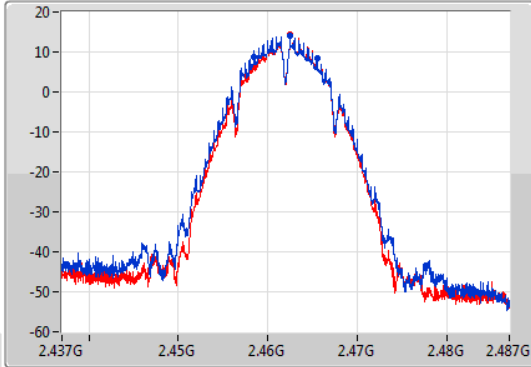
### 802.11b\_Nss1,(1Mbps)\_2TX

EBW

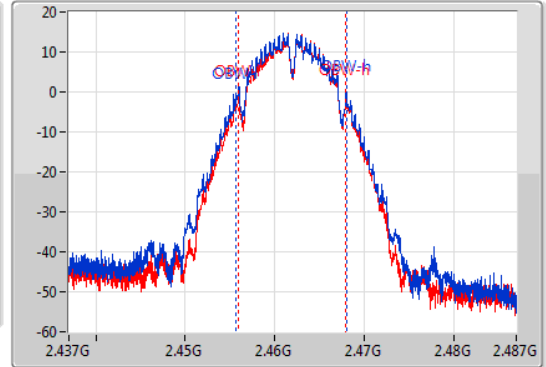
2462MHz

07/10/2019

CF  
2.462GHz  
Span  
50MHz  
RBW  
100kHz  
VBW  
300kHz  
Sweep Time  
100ms  
Detector Type  
Peak



CF  
2.462GHz  
Span  
50MHz  
RBW  
200kHz  
VBW  
1MHz  
Sweep Time  
100ms  
Detector Type  
Sample



6dB(Hz)	Fl-6dB(Hz)	Fh-6dB(Hz)	OBW(Hz)	Fl-OBW(Hz)	Fh-OBW(Hz)	Limit(Hz)	Port
7.05M	2.45845G	2.4655G	12.319M	2.455678G	2.467997G	500k	1
7.025M	2.458475G	2.4655G	11.994M	2.455953G	2.467947G	500k	2

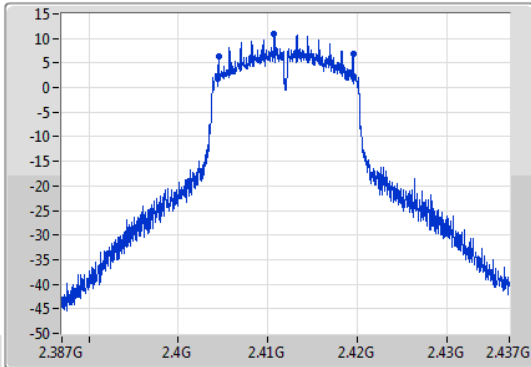
### 802.11g\_Nss1,(6Mbps)\_1TX(Port1)

EBW

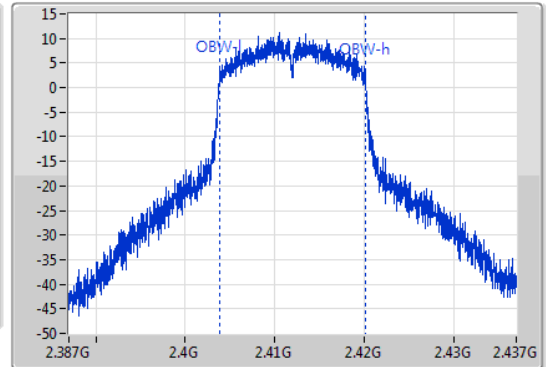
2412MHz

07/10/2019

CF  
2.412GHz  
Span  
50MHz  
RBW  
100kHz  
VBW  
300kHz  
Sweep Time  
100ms  
Detector Type  
Peak



CF  
2.412GHz  
Span  
50MHz  
RBW  
200kHz  
VBW  
1MHz  
Sweep Time  
100ms  
Detector Type  
Sample



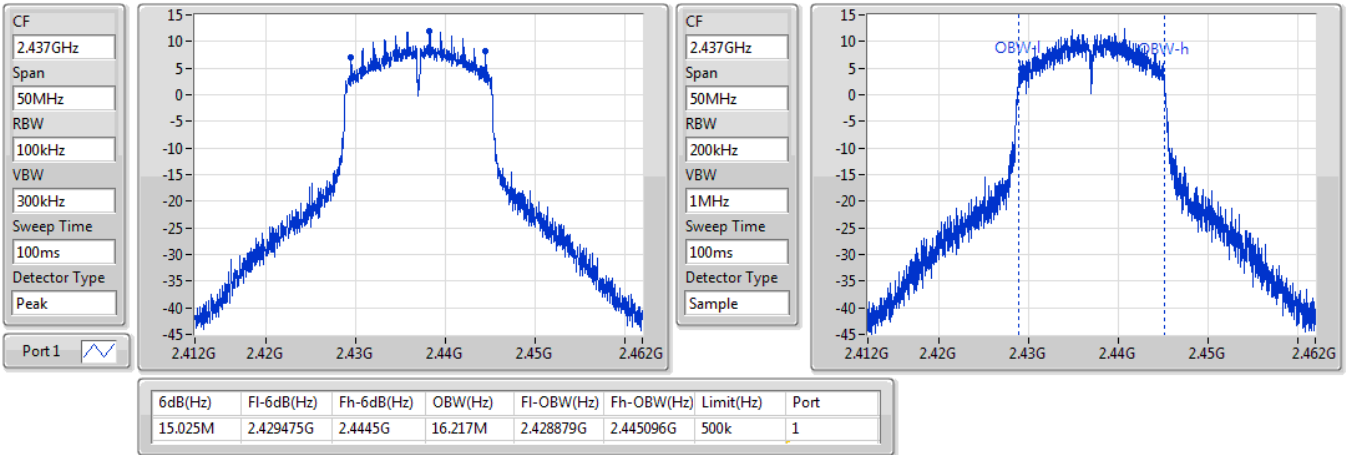
6dB(Hz)	Fl-6dB(Hz)	Fh-6dB(Hz)	OBW(Hz)	Fl-OBW(Hz)	Fh-OBW(Hz)	Limit(Hz)	Port
15.025M	2.4045G	2.419525G	16.267M	2.403854G	2.420121G	500k	1

### 802.11g\_Nss1,(6Mbps)\_1TX(Port1)

EBW

2437MHz

07/10/2019

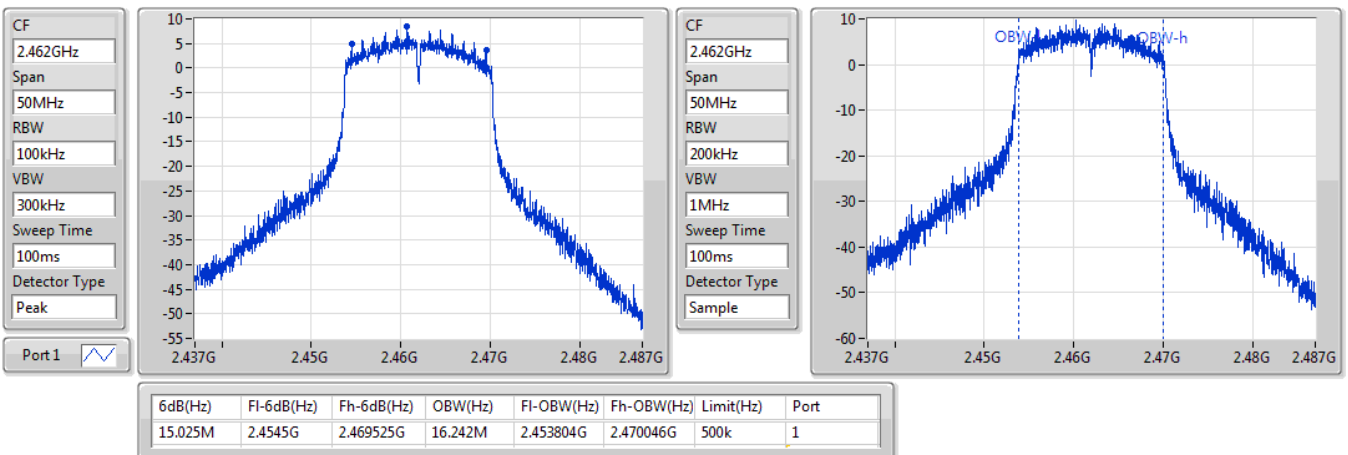


### 802.11g\_Nss1,(6Mbps)\_1TX(Port1)

EBW

2462MHz

07/10/2019

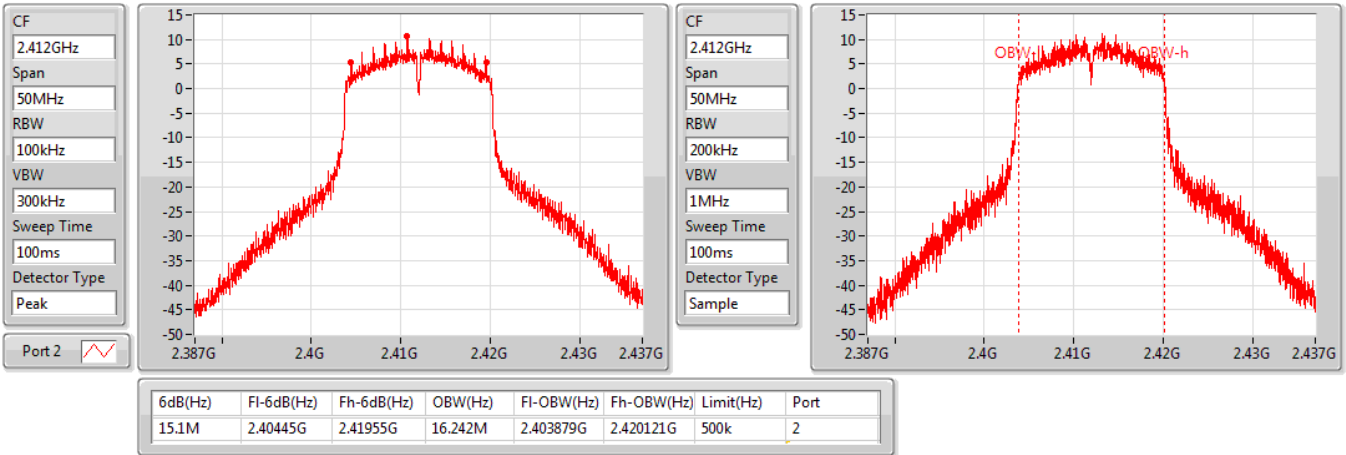


802.11g\_Nss1,(6Mbps)\_1TX(Port2)

EBW

2412MHz

07/10/2019

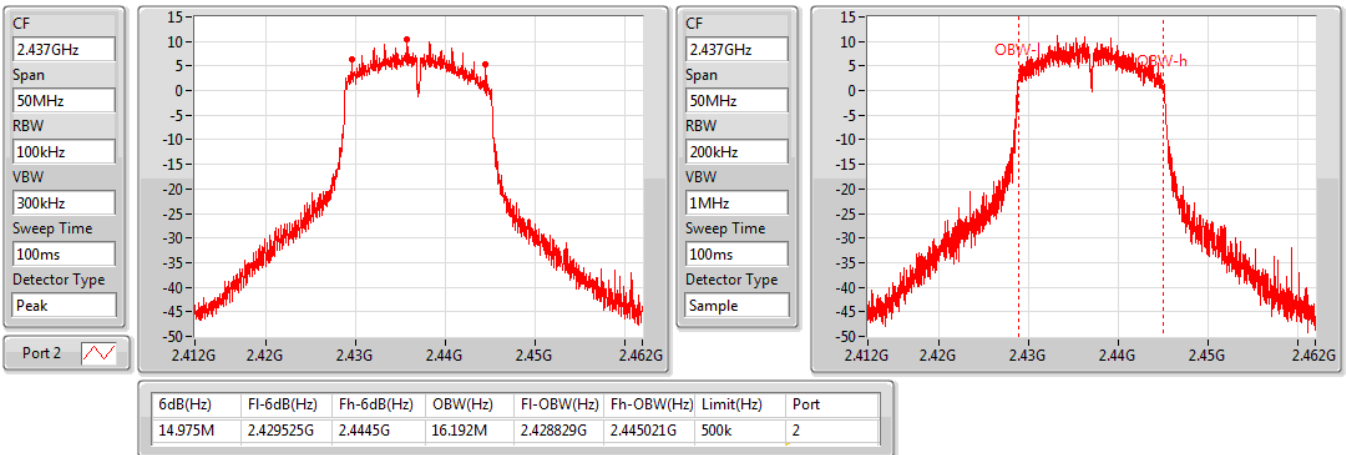


802.11g\_Nss1,(6Mbps)\_1TX(Port2)

EBW

2437MHz

07/10/2019

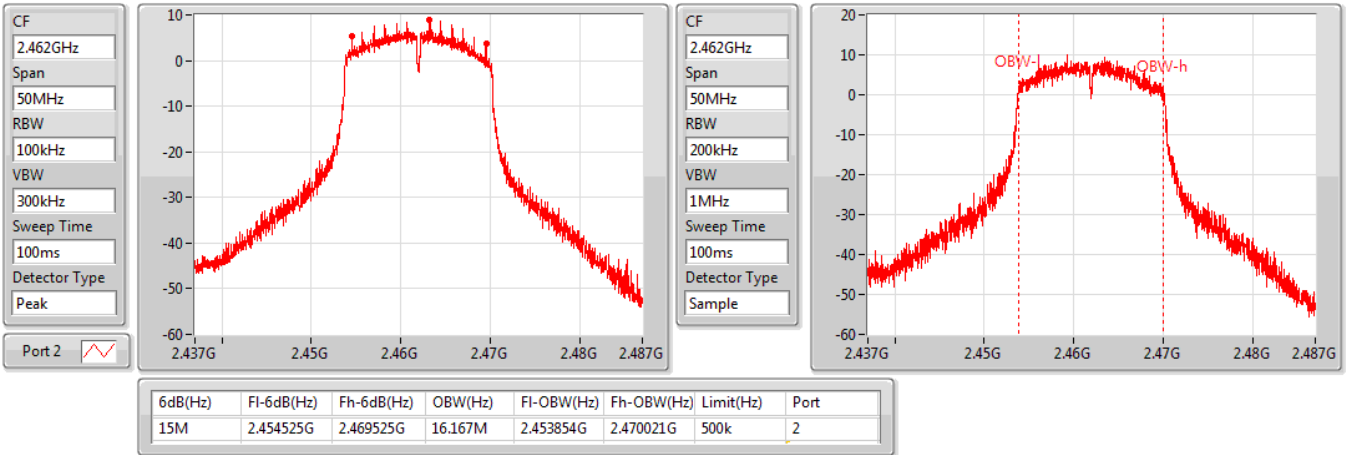


### 802.11g\_Nss1,(6Mbps)\_1TX(Port2)

EBW

2462MHz

07/10/2019

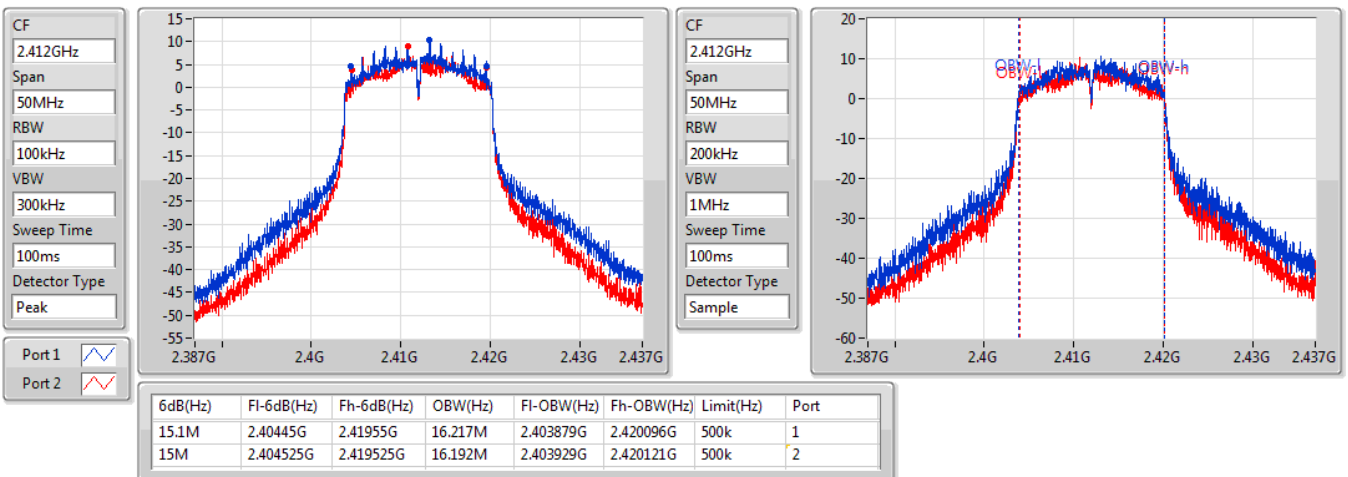


### 802.11g\_Nss1,(6Mbps)\_2TX

EBW

2412MHz

07/10/2019



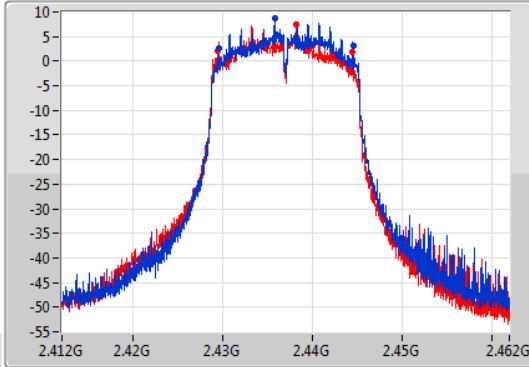
### 802.11g\_Nss1,(6Mbps)\_2TX

EBW

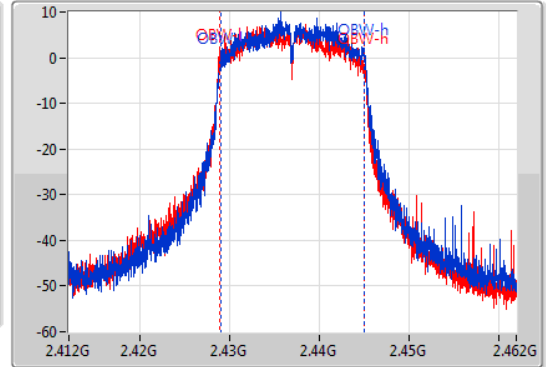
2437MHz

07/10/2019

CF  
2.437GHz  
Span  
50MHz  
RBW  
100kHz  
VBW  
300kHz  
Sweep Time  
100ms  
Detector Type  
Peak



CF  
2.437GHz  
Span  
50MHz  
RBW  
200kHz  
VBW  
1MHz  
Sweep Time  
100ms  
Detector Type  
Sample



6dB(Hz)	Fl-6dB(Hz)	Fh-6dB(Hz)	OBW(Hz)	Fl-OBW(Hz)	Fh-OBW(Hz)	Limit(Hz)	Port
15.025M	2.4295G	2.444525G	16.117M	2.428954G	2.445071G	500k	1
15.05M	2.42945G	2.4445G	16.192M	2.428804G	2.444996G	500k	2

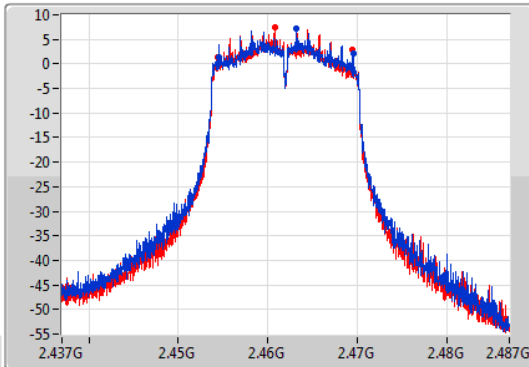
### 802.11g\_Nss1,(6Mbps)\_2TX

EBW

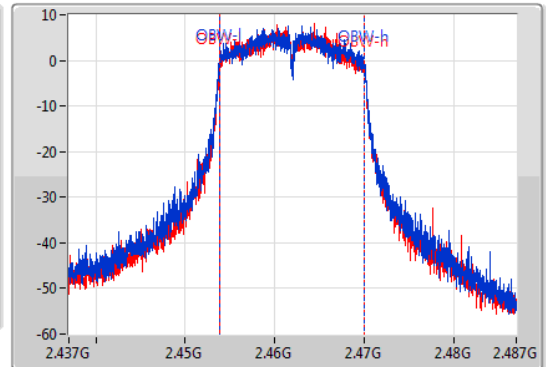
2462MHz

07/10/2019

CF  
2.462GHz  
Span  
50MHz  
RBW  
100kHz  
VBW  
300kHz  
Sweep Time  
100ms  
Detector Type  
Peak



CF  
2.462GHz  
Span  
50MHz  
RBW  
200kHz  
VBW  
1MHz  
Sweep Time  
100ms  
Detector Type  
Sample



6dB(Hz)	Fl-6dB(Hz)	Fh-6dB(Hz)	OBW(Hz)	Fl-OBW(Hz)	Fh-OBW(Hz)	Limit(Hz)	Port
15.025M	2.4545G	2.469525G	16.242M	2.453804G	2.470046G	500k	1
15.025M	2.454475G	2.4695G	16.192M	2.453854G	2.470046G	500k	2

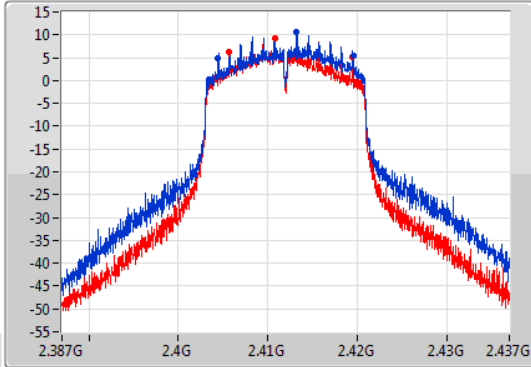
802.11n HT20\_Nss1,(MCS0)\_2TX

EBW

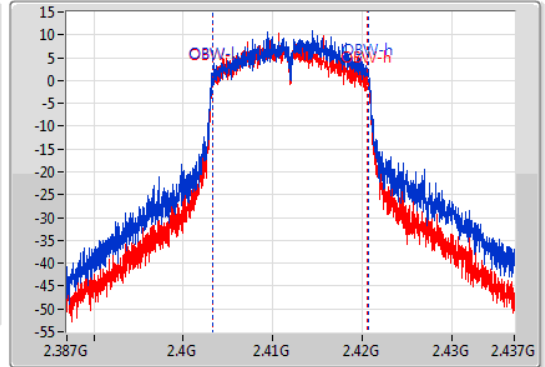
2412MHz

07/10/2019

CF  
2.412GHz  
Span  
50MHz  
RBW  
100kHz  
VBW  
300kHz  
Sweep Time  
100ms  
Detector Type  
Peak



CF  
2.412GHz  
Span  
50MHz  
RBW  
200kHz  
VBW  
1MHz  
Sweep Time  
100ms  
Detector Type  
Sample



6dB(Hz)	Fl-6dB(Hz)	Fh-6dB(Hz)	OBW(Hz)	Fl-OBW(Hz)	Fh-OBW(Hz)	Limit(Hz)	Port
15.075M	2.40445G	2.419525G	17.441M	2.403279G	2.420721G	500k	1
13.775M	2.4057G	2.419475G	17.316M	2.403304G	2.420621G	500k	2

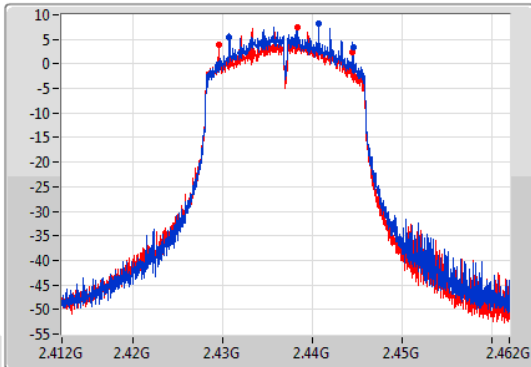
802.11n HT20\_Nss1,(MCS0)\_2TX

EBW

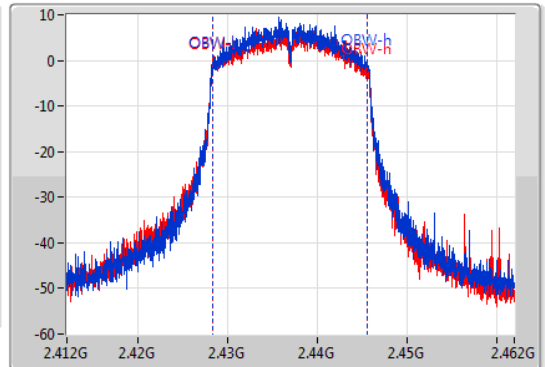
2437MHz

07/10/2019

CF  
2.437GHz  
Span  
50MHz  
RBW  
100kHz  
VBW  
300kHz  
Sweep Time  
100ms  
Detector Type  
Peak



CF  
2.437GHz  
Span  
50MHz  
RBW  
200kHz  
VBW  
1MHz  
Sweep Time  
100ms  
Detector Type  
Sample



6dB(Hz)	Fl-6dB(Hz)	Fh-6dB(Hz)	OBW(Hz)	Fl-OBW(Hz)	Fh-OBW(Hz)	Limit(Hz)	Port
13.825M	2.4307G	2.444525G	17.241M	2.428354G	2.445596G	500k	1
15M	2.4295G	2.4445G	17.316M	2.428279G	2.445596G	500k	2

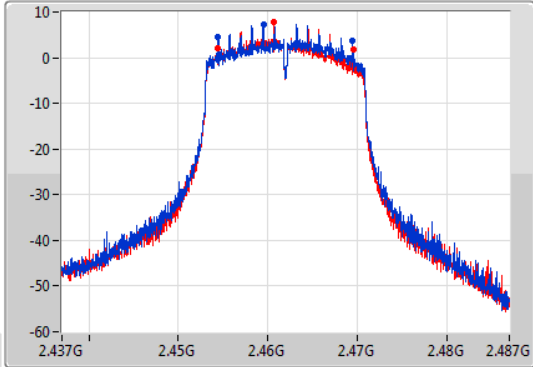
### 802.11n HT20\_Nss1,(MCS0)\_2TX

EBW

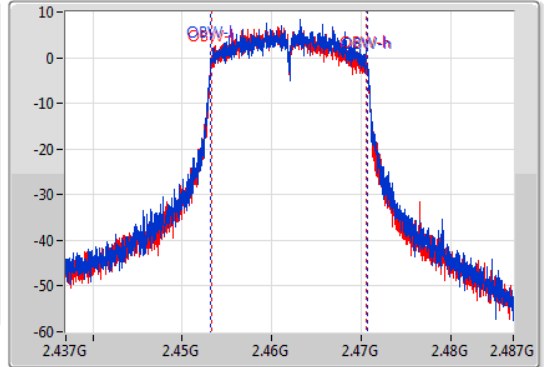
2462MHz

07/10/2019

CF  
2.462GHz  
Span  
50MHz  
RBW  
100kHz  
VBW  
300kHz  
Sweep Time  
100ms  
Detector Type  
Peak



CF  
2.462GHz  
Span  
50MHz  
RBW  
200kHz  
VBW  
1MHz  
Sweep Time  
100ms  
Detector Type  
Sample



6dB(Hz)	Fl-6dB(Hz)	Fh-6dB(Hz)	OBW(Hz)	Fl-OBW(Hz)	Fh-OBW(Hz)	Limit(Hz)	Port
15.025M	2.454475G	2.4695G	17.441M	2.453204G	2.470646G	500k	1
15.05M	2.454475G	2.469525G	17.366M	2.453229G	2.470596G	500k	2

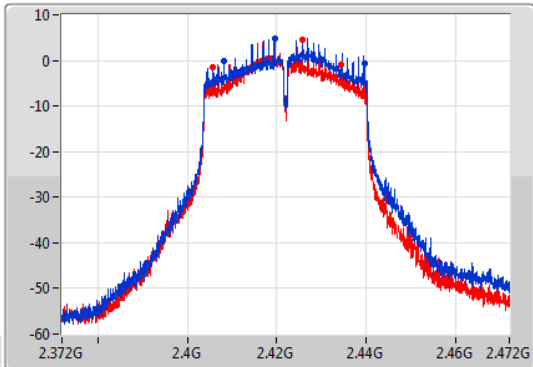
### 802.11n HT40\_Nss1,(MCS0)\_2TX

EBW

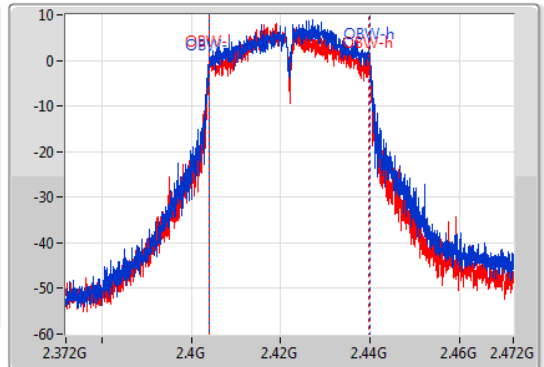
2422MHz

07/10/2019

CF  
2.422GHz  
Span  
100MHz  
RBW  
100kHz  
VBW  
300kHz  
Sweep Time  
100ms  
Detector Type  
Peak



CF  
2.422GHz  
Span  
100MHz  
RBW  
500kHz  
VBW  
2MHz  
Sweep Time  
100ms  
Detector Type  
Sample



6dB(Hz)	Fl-6dB(Hz)	Fh-6dB(Hz)	OBW(Hz)	Fl-OBW(Hz)	Fh-OBW(Hz)	Limit(Hz)	Port
31.35M	2.4082G	2.43955G	35.832M	2.404109G	2.439941G	500k	1
28.8M	2.4057G	2.4345G	35.582M	2.404159G	2.439741G	500k	2



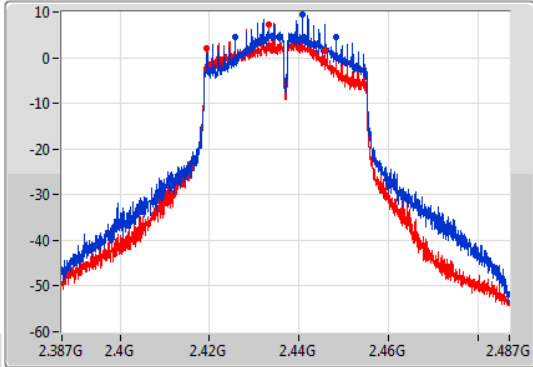
802.11n HT40\_Nss1,(MCS0)\_2TX

EBW

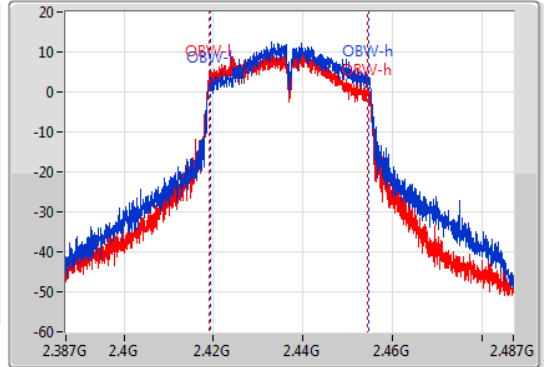
2437MHz

07/10/2019

CF  
2.437GHz  
Span  
100MHz  
RBW  
100kHz  
VBW  
300kHz  
Sweep Time  
100ms  
Detector Type  
Peak



CF  
2.437GHz  
Span  
100MHz  
RBW  
500kHz  
VBW  
2MHz  
Sweep Time  
100ms  
Detector Type  
Sample



6dB(Hz)	Fl-6dB(Hz)	Fh-6dB(Hz)	OBW(Hz)	Fl-OBW(Hz)	Fh-OBW(Hz)	Limit(Hz)	Port
22.55M	2.4257G	2.44825G	35.582M	2.419209G	2.454791G	500k	1
26.35M	2.41945G	2.4458G	35.632M	2.418909G	2.454541G	500k	2

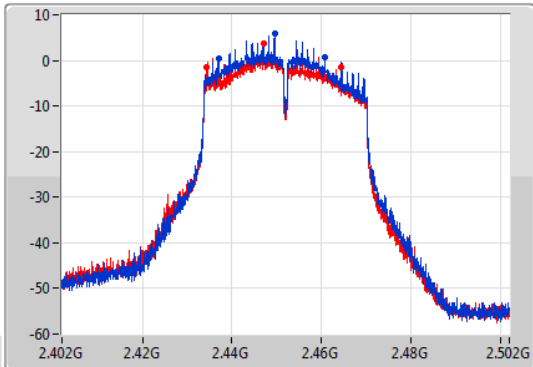
802.11n HT40\_Nss1,(MCS0)\_2TX

EBW

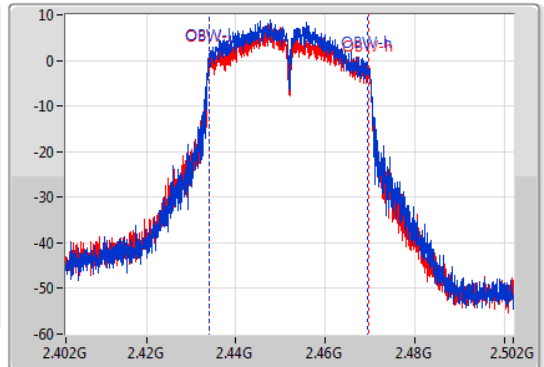
2452MHz

07/10/2019

CF  
2.452GHz  
Span  
100MHz  
RBW  
100kHz  
VBW  
300kHz  
Sweep Time  
100ms  
Detector Type  
Peak



CF  
2.452GHz  
Span  
100MHz  
RBW  
500kHz  
VBW  
2MHz  
Sweep Time  
100ms  
Detector Type  
Sample



6dB(Hz)	Fl-6dB(Hz)	Fh-6dB(Hz)	OBW(Hz)	Fl-OBW(Hz)	Fh-OBW(Hz)	Limit(Hz)	Port
23.75M	2.437G	2.46075G	35.582M	2.433959G	2.469541G	500k	1
30.05M	2.43445G	2.4645G	35.682M	2.433909G	2.469591G	500k	2



**Summary**

Mode	Total Power (dBm)	Total Power (W)
2.4-2.4835GHz	-	-
802.11b_Nss1,(1Mbps)_1TX(Port1)	22.92	0.19588
802.11b_Nss1,(1Mbps)_1TX(Port2)	24.13	0.25882
802.11b_Nss1,(1Mbps)_2TX	25.12	0.32509
802.11g_Nss1,(6Mbps)_1TX(Port1)	22.32	0.17061
802.11g_Nss1,(6Mbps)_1TX(Port2)	20.78	0.11967
802.11g_Nss1,(6Mbps)_2TX	22.65	0.18408
802.11n HT20_Nss1,(MCS0)_2TX	22.76	0.18880
802.11n HT40_Nss1,(MCS0)_2TX	23.24	0.21086



**Result**

Mode	Result	DG (dBi)	Port 1 (dBm)	Port 2 (dBm)	Total Power (dBm)	Power Limit (dBm)
802.11b_Nss1,(1Mbps)_1TX(Port1)	-	-	-	-	-	-
2412MHz_TnomVnom	Pass	4.70	22.36		22.36	30.00
2417MHz_TnomVnom	Pass	4.70	22.47		22.47	30.00
2437MHz_TnomVnom	Pass	4.70	22.92		22.92	30.00
2462MHz_TnomVnom	Pass	4.70	22.85		22.85	30.00
802.11b_Nss1,(1Mbps)_1TX(Port2)	-	-	-	-	-	-
2412MHz_TnomVnom	Pass	4.91		24.13	24.13	30.00
2437MHz_TnomVnom	Pass	4.91		22.88	22.88	30.00
2462MHz_TnomVnom	Pass	4.91		23.57	23.57	30.00
802.11b_Nss1,(1Mbps)_2TX	-	-	-	-	-	-
2412MHz_TnomVnom	Pass	4.91	21.97	21.59	24.79	30.00
2437MHz_TnomVnom	Pass	4.91	21.90	20.82	24.40	30.00
2462MHz_TnomVnom	Pass	4.91	22.27	21.94	25.12	30.00
802.11g_Nss1,(6Mbps)_1TX(Port1)	-	-	-	-	-	-
2412MHz_TnomVnom	Pass	4.70	21.02		21.02	30.00
2417MHz_TnomVnom	Pass	4.70	21.43		21.43	30.00
2437MHz_TnomVnom	Pass	4.70	22.32		22.32	30.00
2457MHz_TnomVnom	Pass	4.70	21.15		21.15	30.00
2462MHz_TnomVnom	Pass	4.70	19.67		19.67	30.00
802.11g_Nss1,(6Mbps)_1TX(Port2)	-	-	-	-	-	-
2412MHz_TnomVnom	Pass	4.91		20.78	20.78	30.00
2437MHz_TnomVnom	Pass	4.91		20.72	20.72	30.00
2457MHz_TnomVnom	Pass	4.91		20.65	20.65	30.00
2462MHz_TnomVnom	Pass	4.91		19.73	19.73	30.00
802.11g_Nss1,(6Mbps)_2TX	-	-	-	-	-	-
2412MHz_TnomVnom	Pass	4.91	20.12	19.10	22.65	30.00
2437MHz_TnomVnom	Pass	4.91	18.63	17.74	21.22	30.00
2457MHz_TnomVnom	Pass	4.91	18.43	18.26	21.36	30.00
2462MHz_TnomVnom	Pass	4.91	17.77	17.88	20.84	30.00
802.11n HT20_Nss1,(MCS0)_2TX	-	-	-	-	-	-
2412MHz_TnomVnom	Pass	4.91	20.29	19.13	22.76	30.00
2437MHz_TnomVnom	Pass	4.91	18.79	17.61	21.25	30.00
2457MHz_TnomVnom	Pass	4.91	18.71	18.22	21.48	30.00
2462MHz_TnomVnom	Pass	4.91	17.59	17.47	20.54	30.00
802.11n HT40_Nss1,(MCS0)_2TX	-	-	-	-	-	-
2422MHz_TnomVnom	Pass	4.91	17.47	16.18	19.88	30.00
2427MHz_TnomVnom	Pass	4.91	20.97	19.34	23.24	30.00
2437MHz_TnomVnom	Pass	4.91	20.80	19.37	23.15	30.00
2447MHz_TnomVnom	Pass	4.91	19.46	18.29	21.92	30.00
2452MHz_TnomVnom	Pass	4.91	17.72	15.97	19.94	30.00

DG = Directional Gain; Port X = Port X output power



Summary

Mode	PD (dBm/RBW)
2.4-2.4835GHz	-
802.11b_Nss1,(1Mbps)_1TX(Port1)	0.39
802.11b_Nss1,(1Mbps)_1TX(Port2)	0.88
802.11b_Nss1,(1Mbps)_2TX	1.79
802.11g_Nss1,(6Mbps)_1TX(Port1)	-2.74
802.11g_Nss1,(6Mbps)_1TX(Port2)	-3.22
802.11g_Nss1,(6Mbps)_2TX	-2.43
802.11n HT20_Nss1,(MCS0)_2TX	-3.12
802.11n HT40_Nss1,(MCS0)_2TX	-5.50

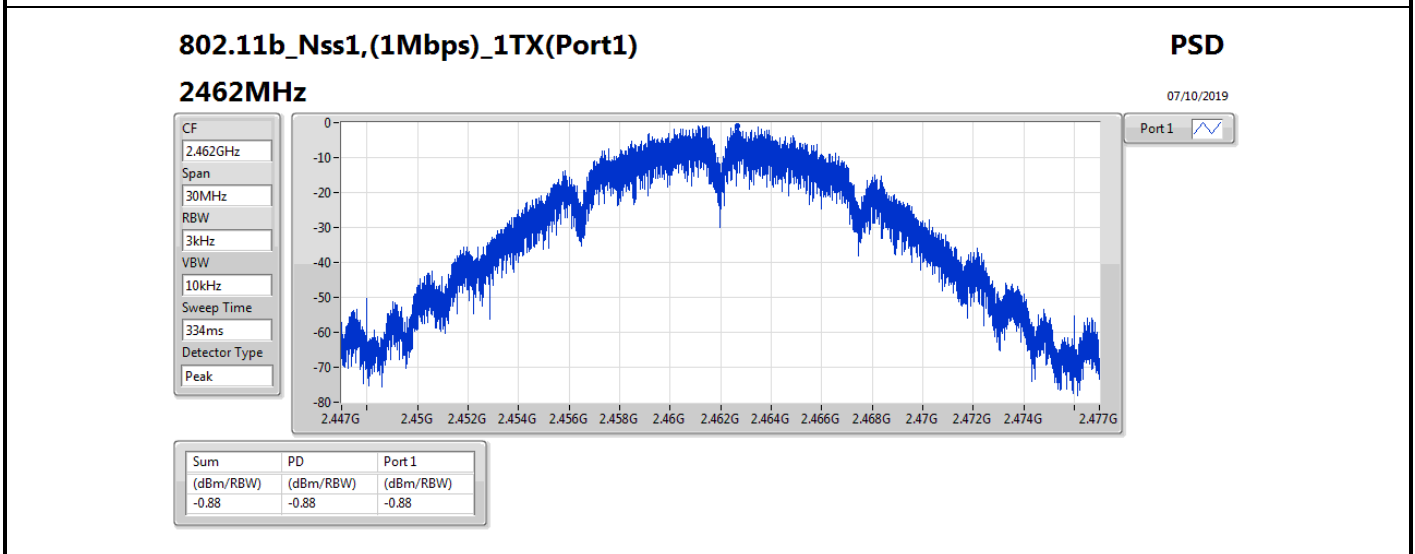
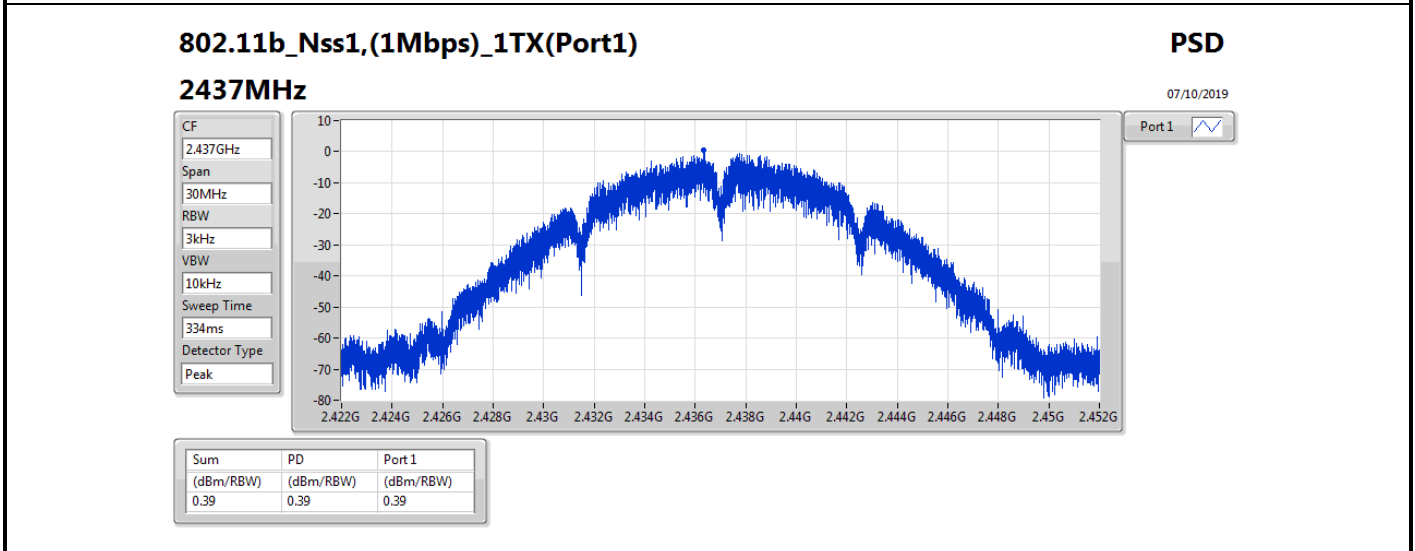
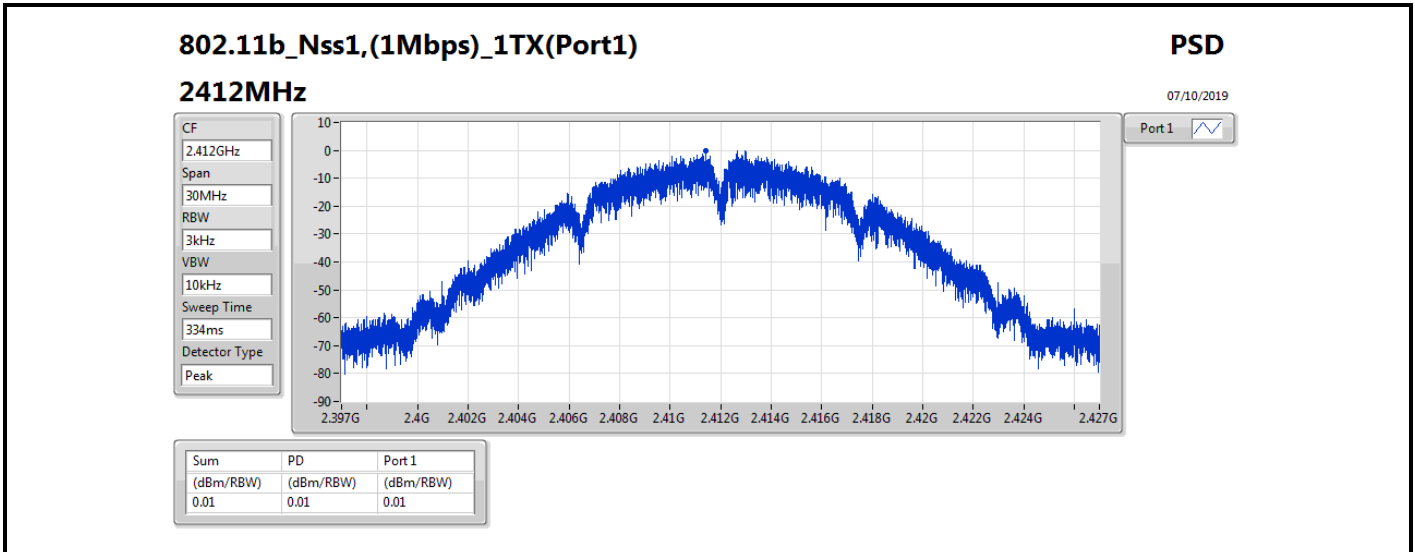
RBW=3 kHz.

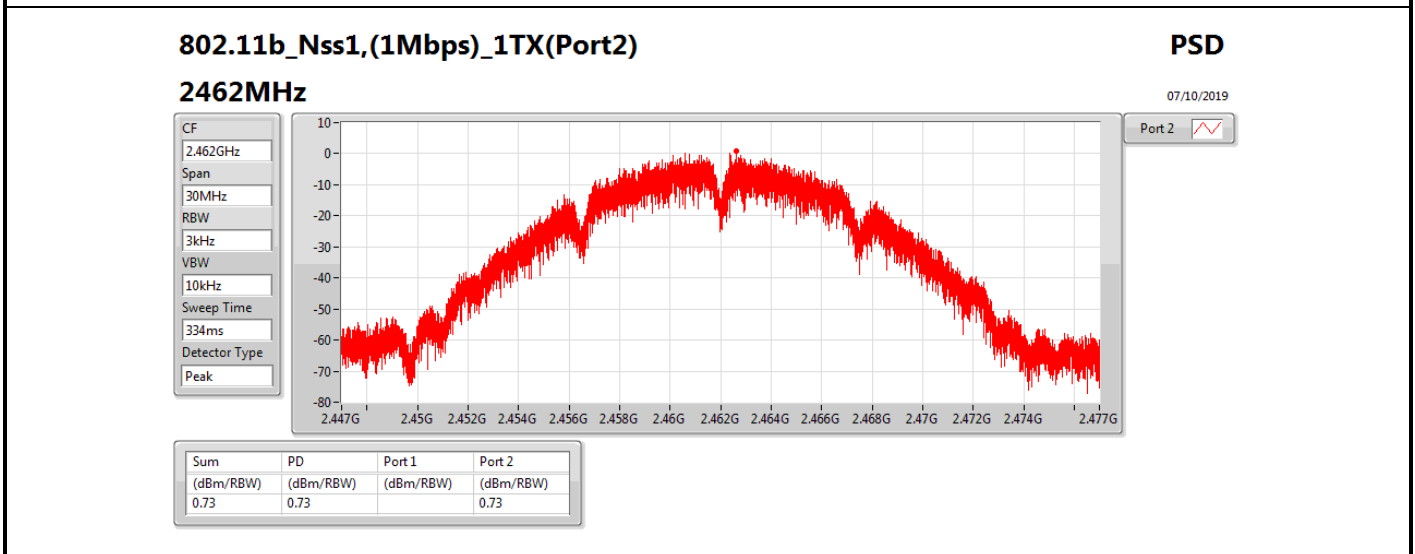
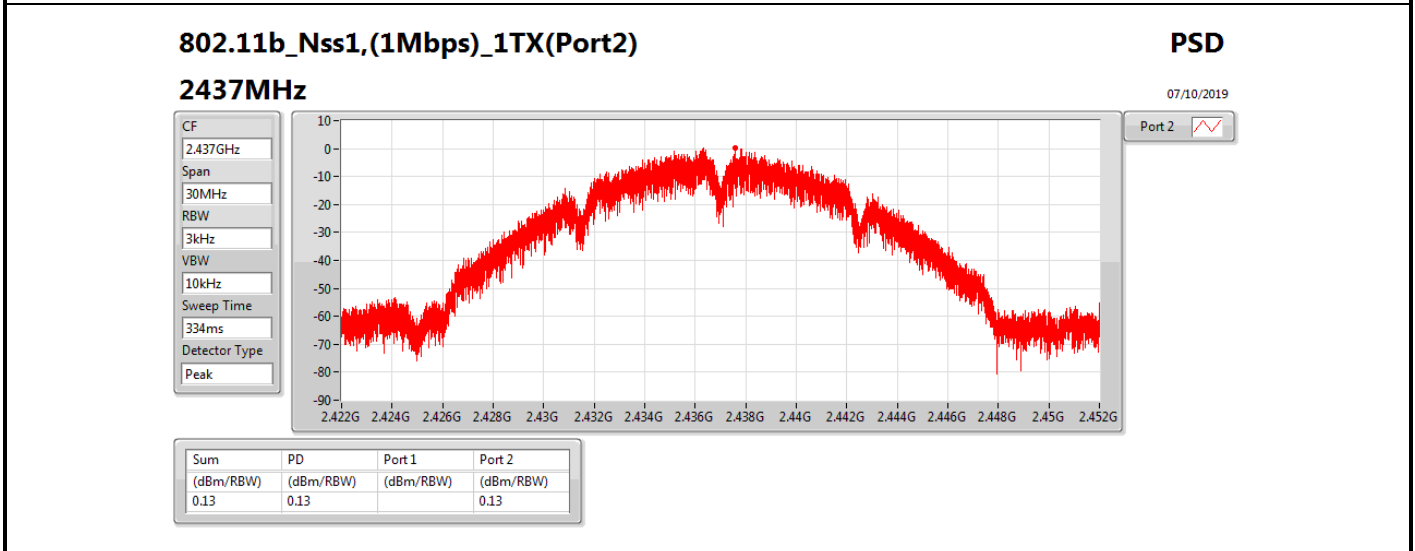
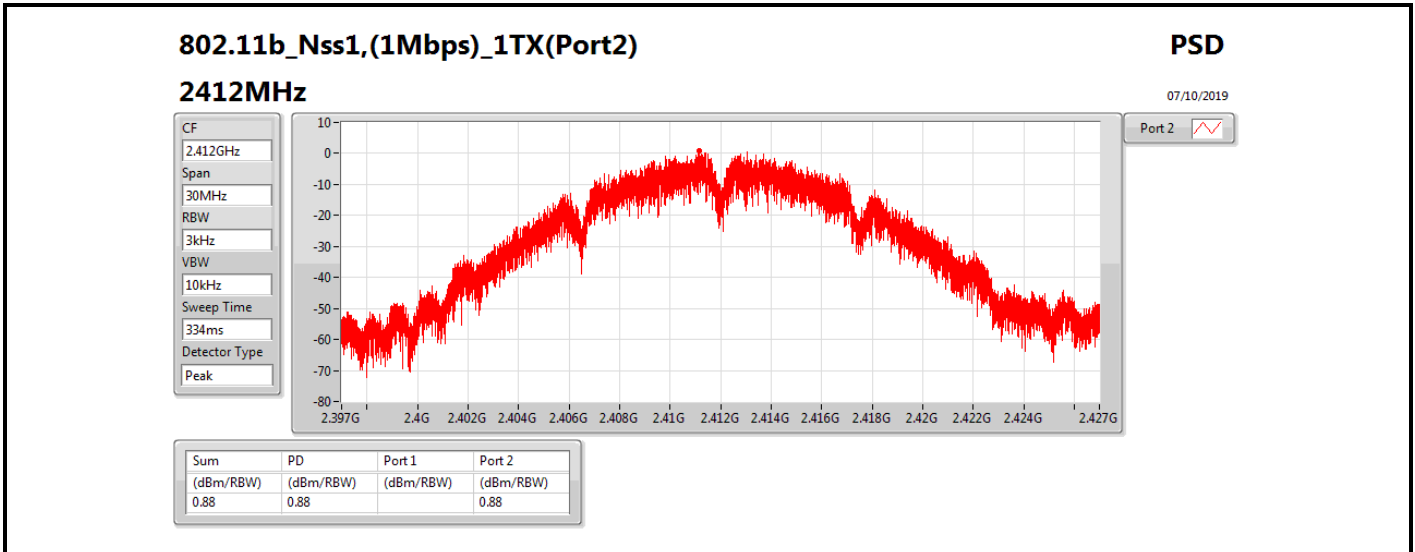
**Result**

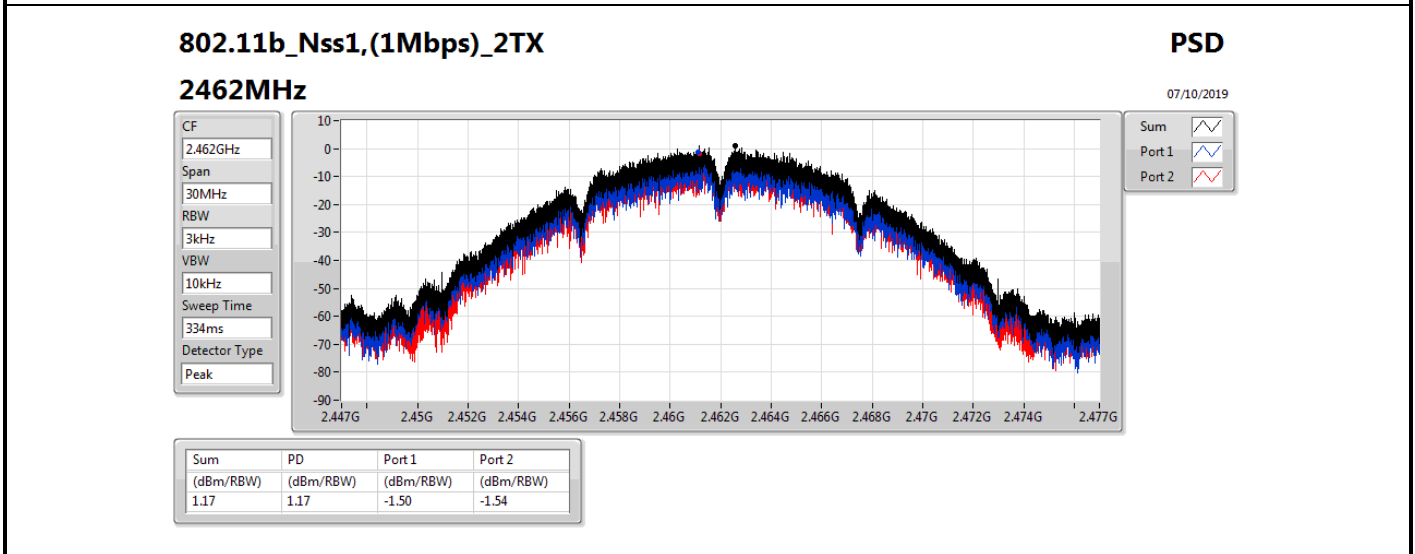
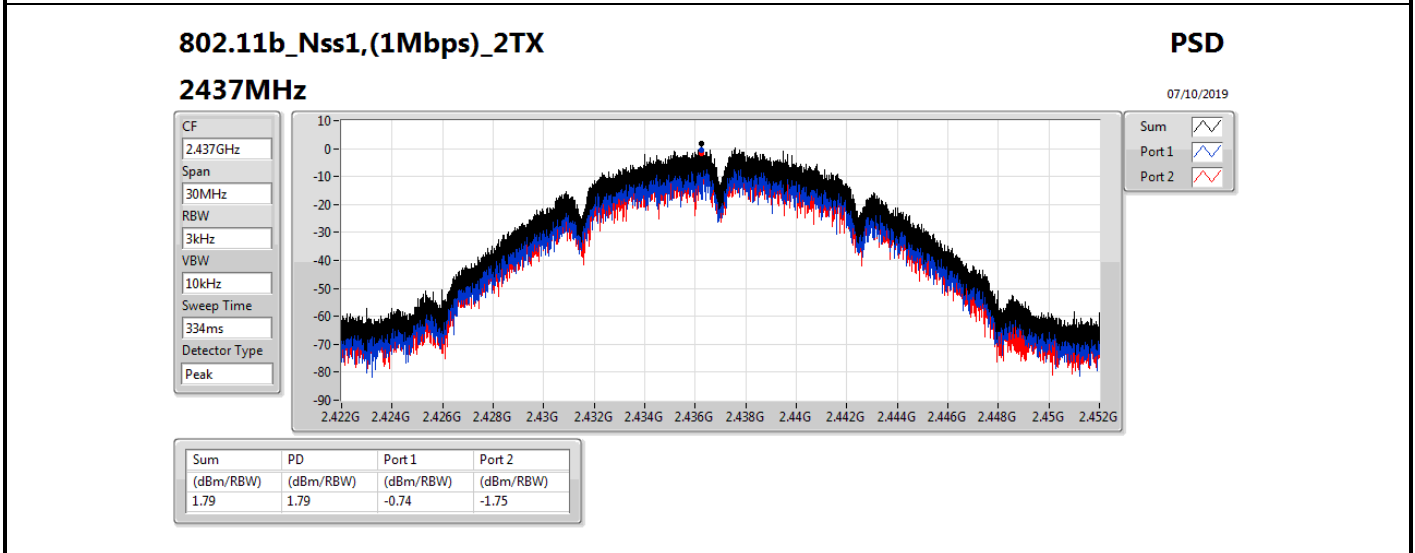
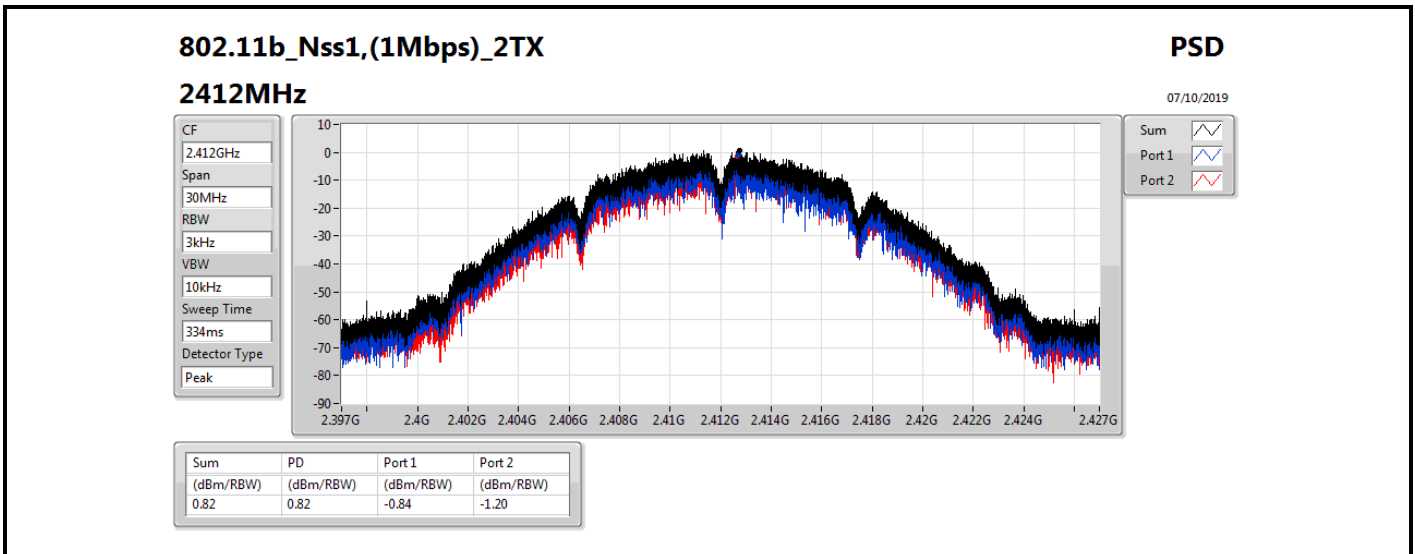
Mode	Result	DG (dBi)	Port 1 (dBm/RBW)	Port 2 (dBm/RBW)	PD (dBm/RBW)	PD Limit (dBm/RBW)
802.11b_Nss1,(1Mbps)_1TX(Port1)	-	-	-	-	-	-
2412MHz_TnomVnom	Pass	4.70	0.01		0.01	8.00
2437MHz_TnomVnom	Pass	4.70	0.39		0.39	8.00
2462MHz_TnomVnom	Pass	4.70	-0.88		-0.88	8.00
802.11b_Nss1,(1Mbps)_1TX(Port2)	-	-	-	-	-	-
2412MHz_TnomVnom	Pass	4.91		0.88	0.88	8.00
2437MHz_TnomVnom	Pass	4.91		0.13	0.13	8.00
2462MHz_TnomVnom	Pass	4.91		0.73	0.73	8.00
802.11b_Nss1,(1Mbps)_2TX	-	-	-	-	-	-
2412MHz_TnomVnom	Pass	7.92	-0.84	-1.20	0.82	6.08
2437MHz_TnomVnom	Pass	7.92	-0.74	-1.75	1.79	6.08
2462MHz_TnomVnom	Pass	7.92	-1.50	-1.54	1.17	6.08
802.11g_Nss1,(6Mbps)_1TX(Port1)	-	-	-	-	-	-
2412MHz_TnomVnom	Pass	4.70	-3.99		-3.99	8.00
2437MHz_TnomVnom	Pass	4.70	-2.74		-2.74	8.00
2462MHz_TnomVnom	Pass	4.70	-5.11		-5.11	8.00
802.11g_Nss1,(6Mbps)_1TX(Port2)	-	-	-	-	-	-
2412MHz_TnomVnom	Pass	4.91		-3.82	-3.82	8.00
2437MHz_TnomVnom	Pass	4.91		-3.22	-3.22	8.00
2462MHz_TnomVnom	Pass	4.91		-5.47	-5.47	8.00
802.11g_Nss1,(6Mbps)_2TX	-	-	-	-	-	-
2412MHz_TnomVnom	Pass	7.92	-3.25	-4.14	-2.43	6.08
2437MHz_TnomVnom	Pass	7.92	-6.35	-6.92	-4.80	6.08
2462MHz_TnomVnom	Pass	7.92	-7.71	-6.45	-5.66	6.08
802.11n HT20_Nss1,(MCS0)_2TX	-	-	-	-	-	-
2412MHz_TnomVnom	Pass	7.92	-4.98	-3.87	-3.12	6.08
2437MHz_TnomVnom	Pass	7.92	-6.53	-7.76	-4.84	6.08
2462MHz_TnomVnom	Pass	7.92	-7.47	-7.67	-6.67	6.08
802.11n HT40_Nss1,(MCS0)_2TX	-	-	-	-	-	-
2422MHz_TnomVnom	Pass	7.92	-9.37	-9.21	-8.34	6.08
2437MHz_TnomVnom	Pass	7.92	-6.38	-8.46	-5.50	6.08
2452MHz_TnomVnom	Pass	7.92	-9.81	-12.07	-8.59	6.08

**DG** = Directional Gain; **RBW**=3 kHz;

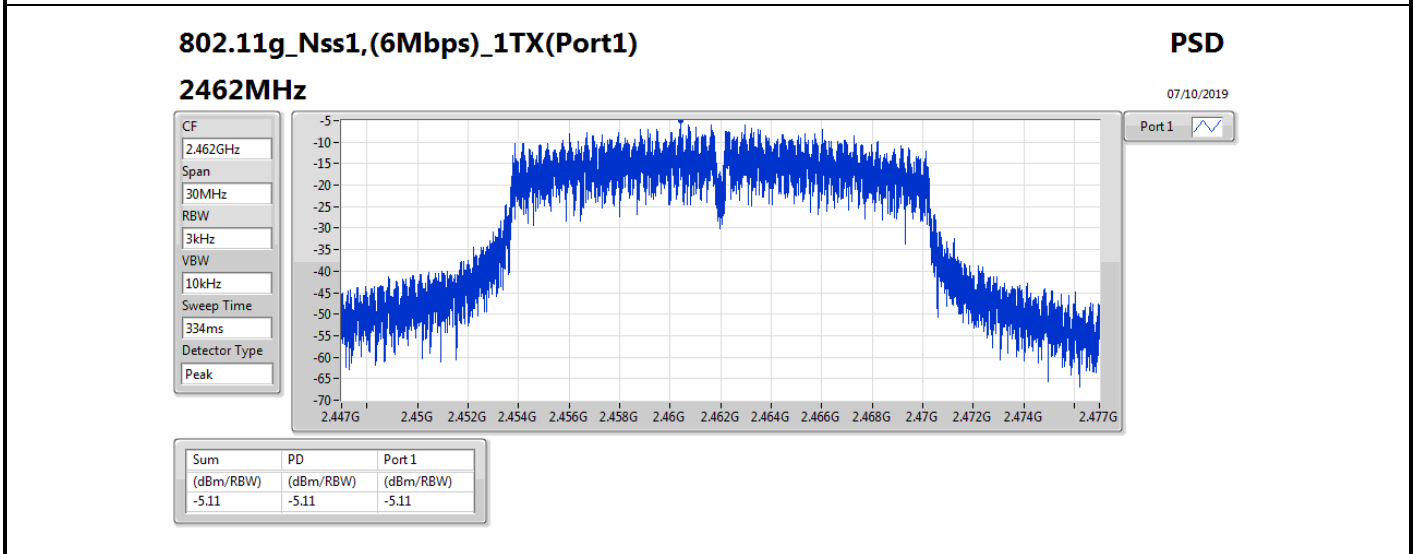
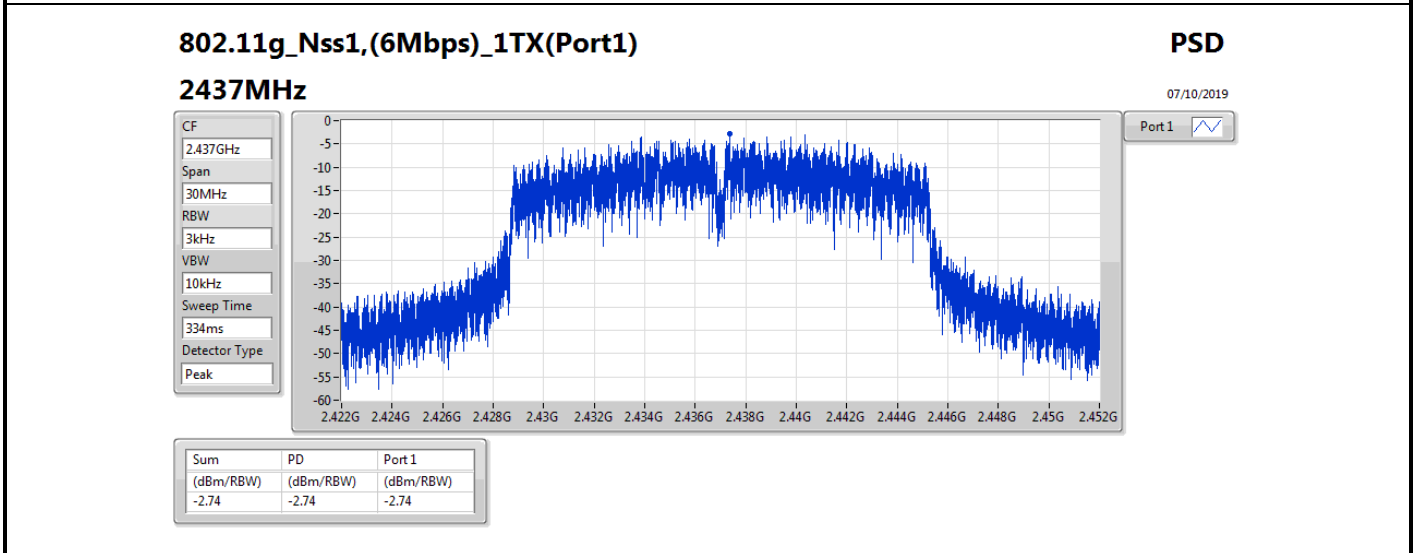
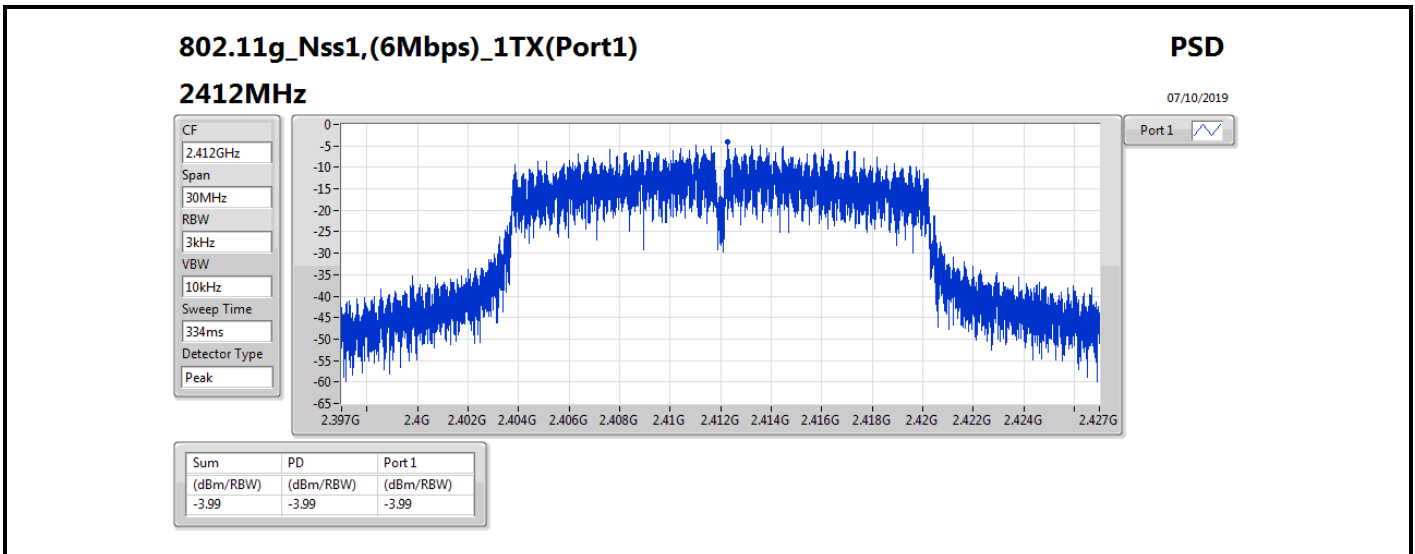
**PD** = trace bin-by-bin of each transmits port summing can be performed maximum power density; **Port X** = Port X power density;

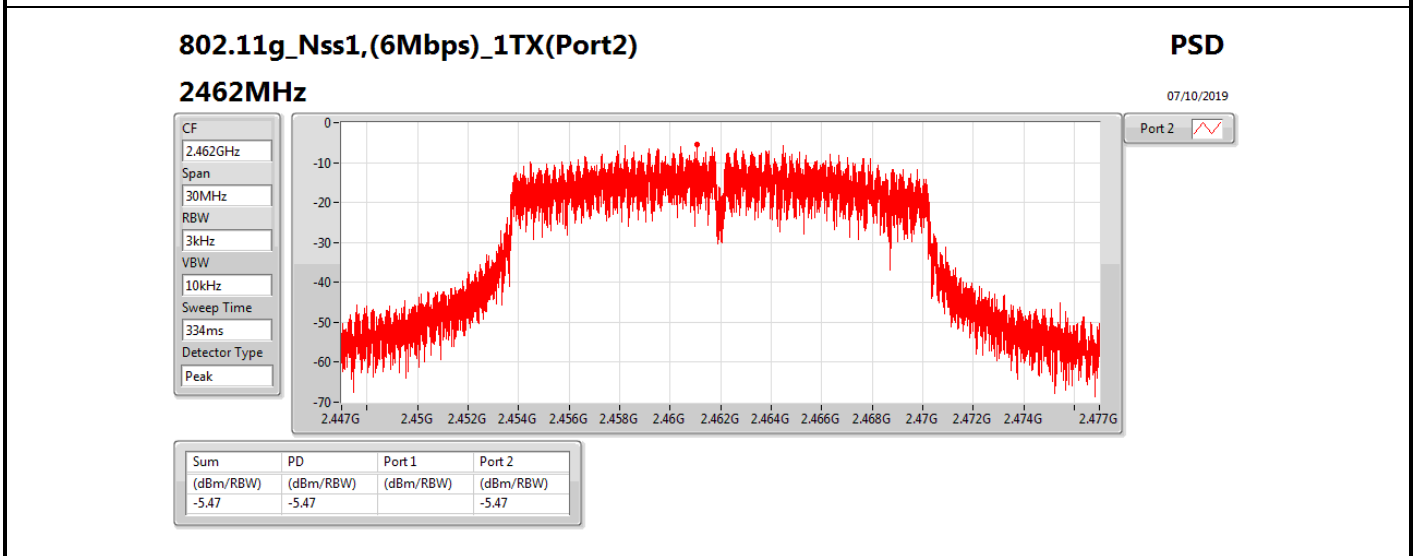
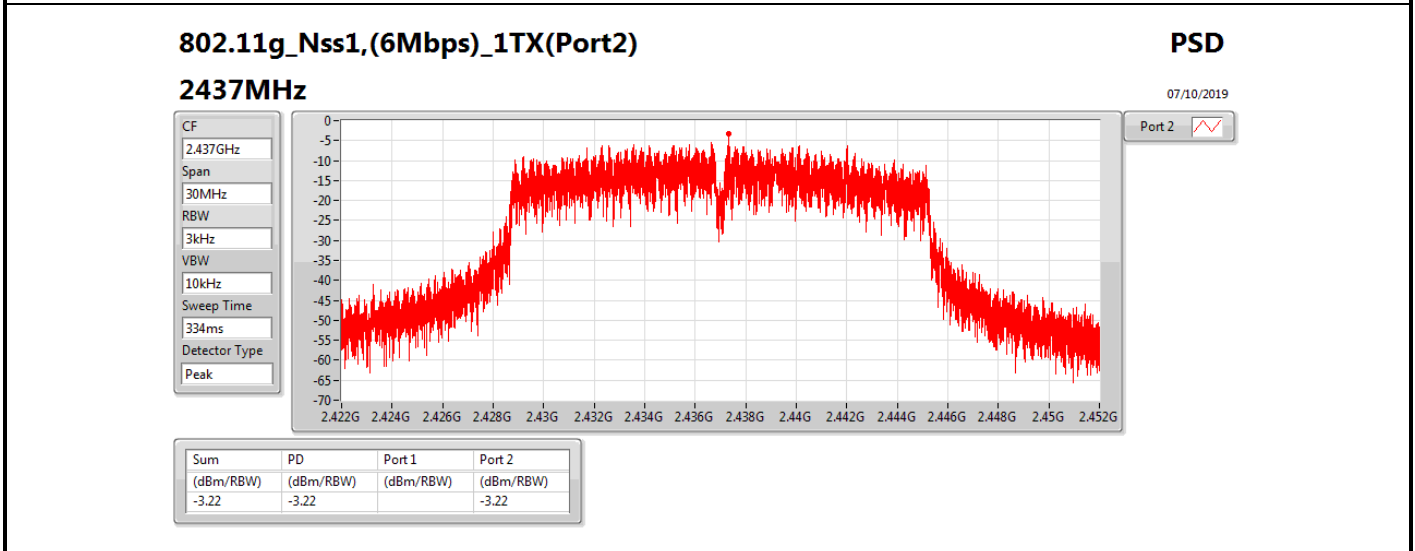
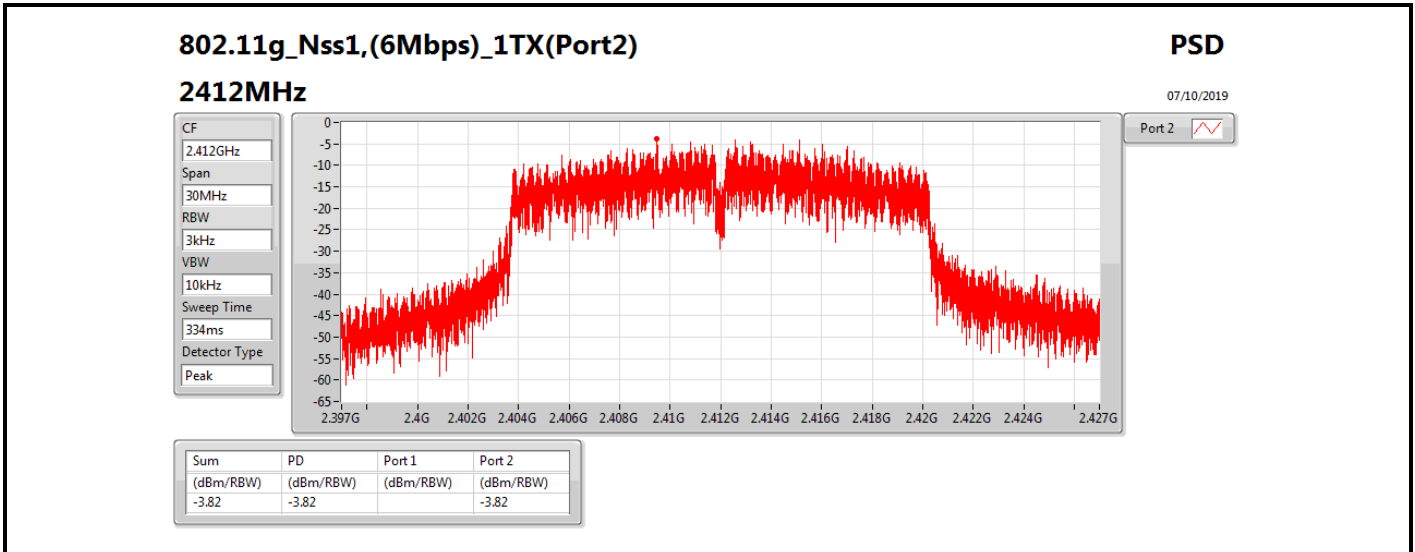


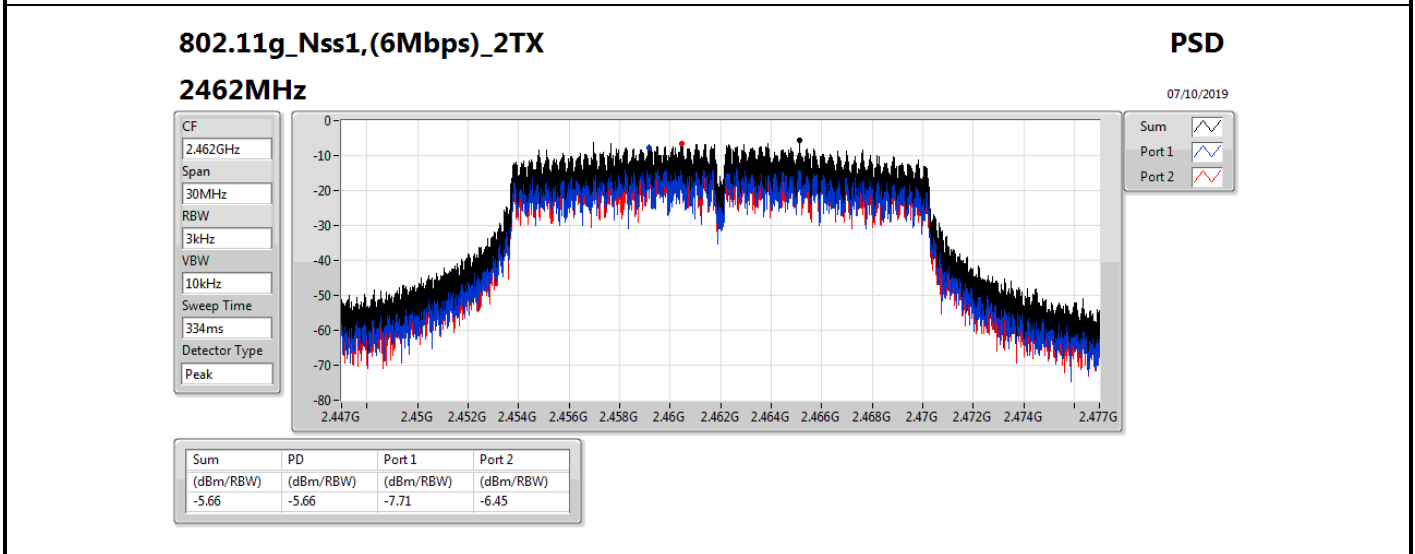
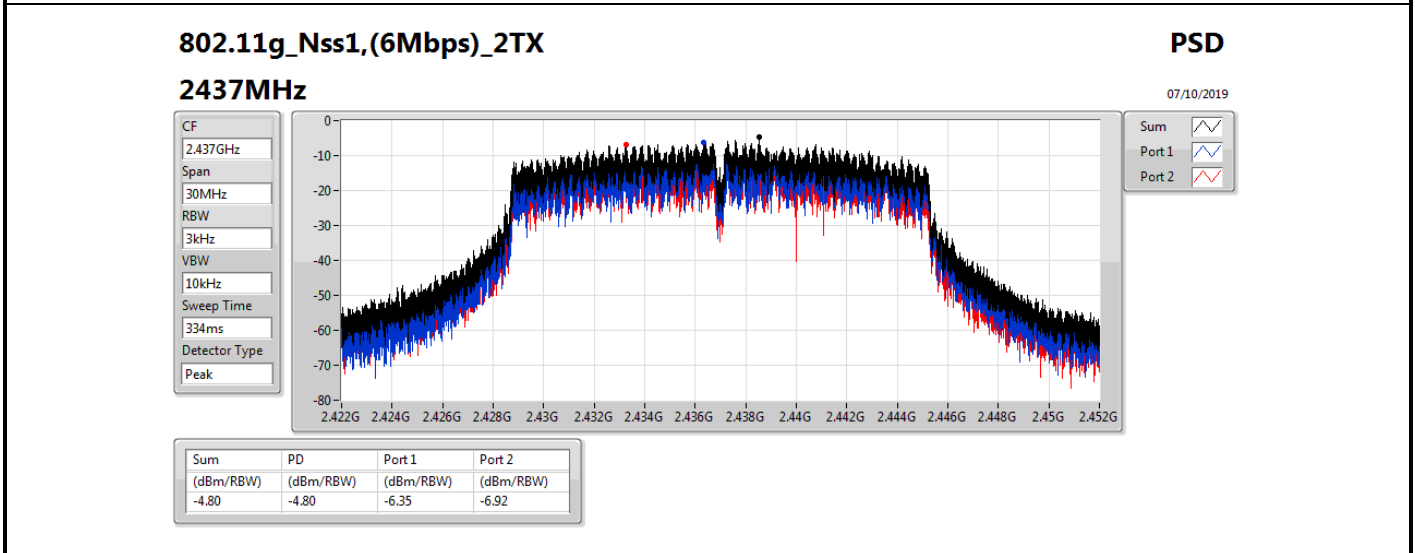
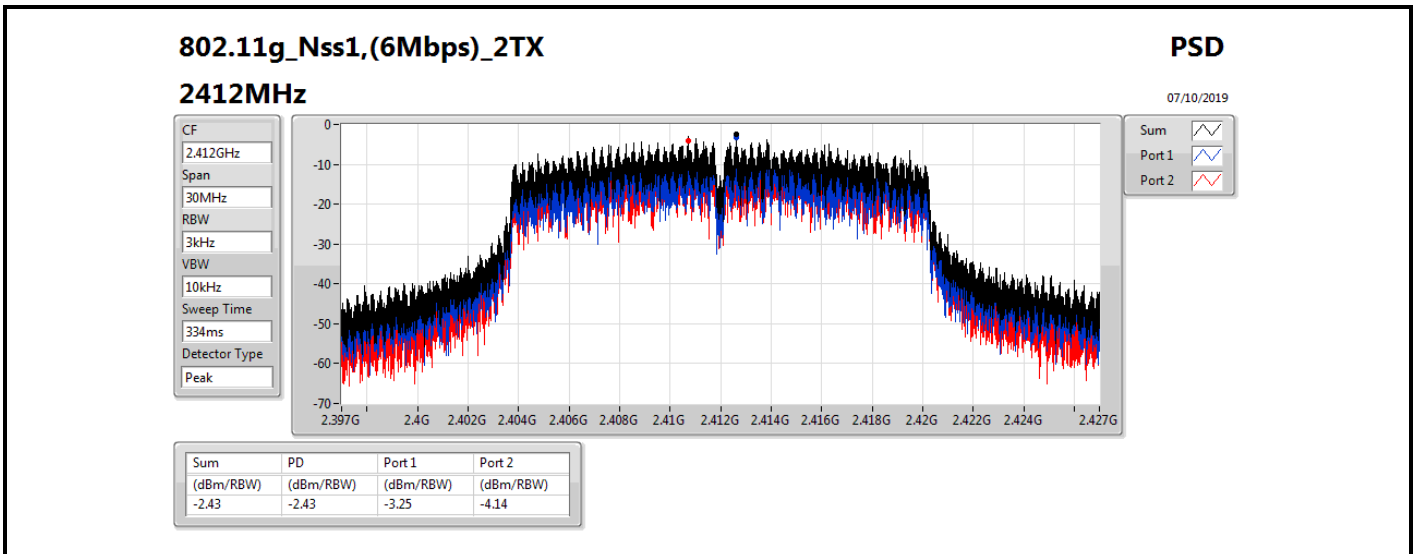


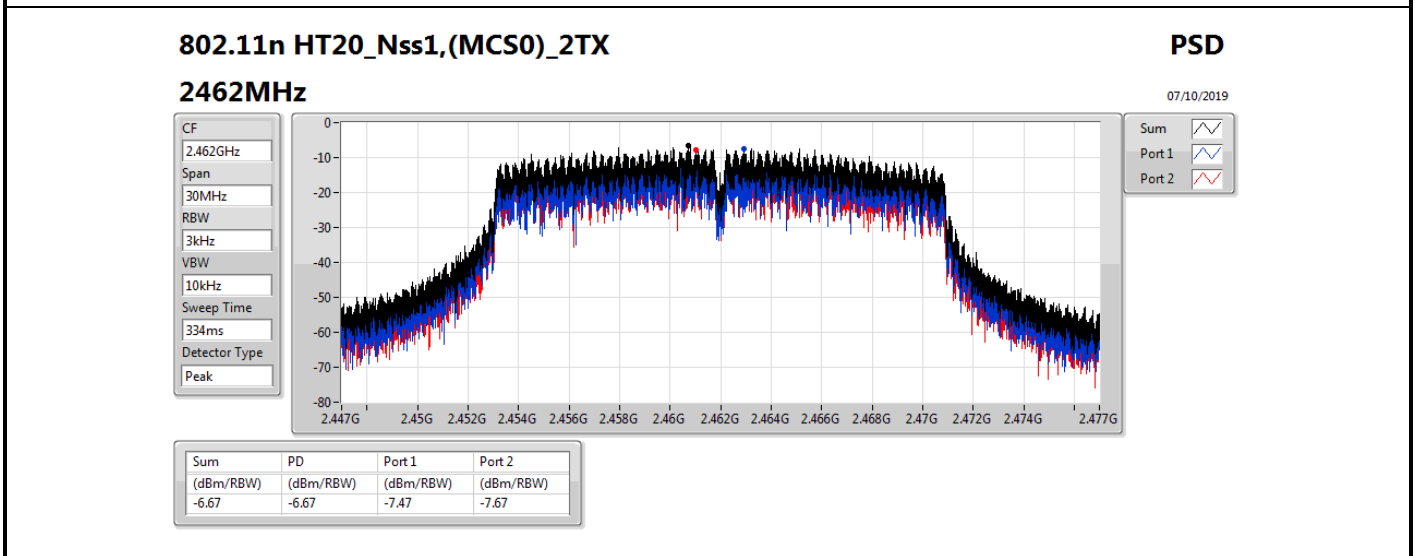
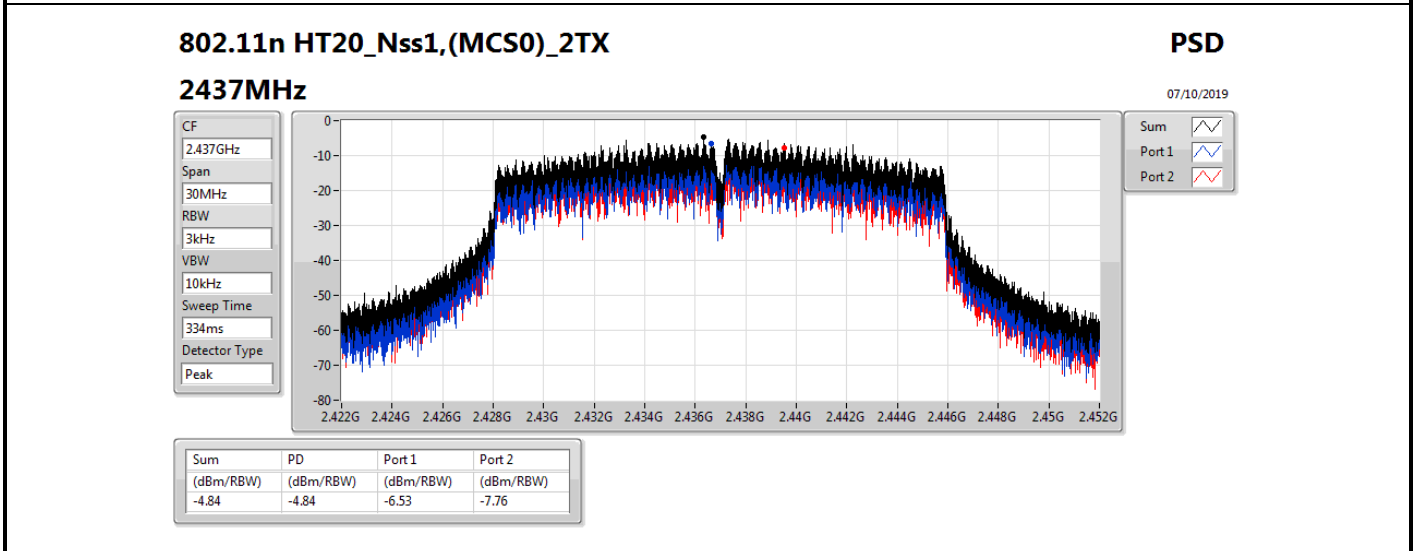
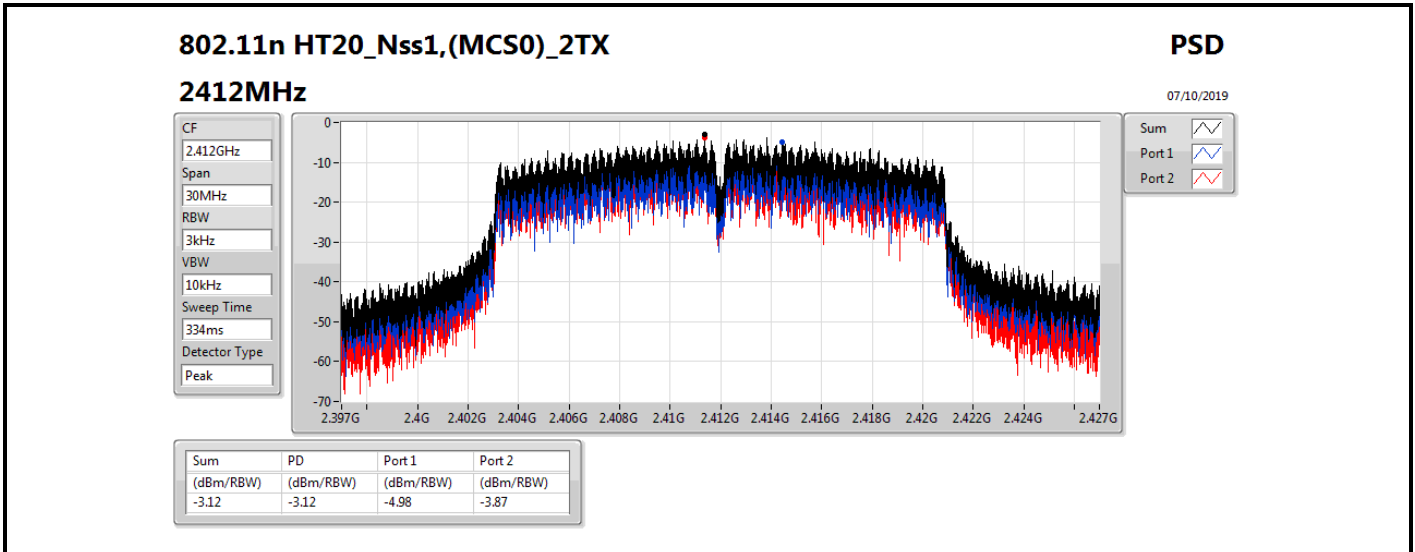












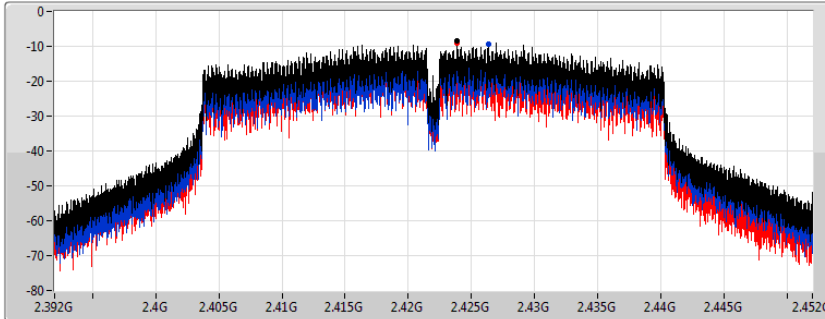
802.11n HT40\_Nss1,(MCS0)\_2TX

PSD

2422MHz

07/10/2019

CF  
2.422GHz  
Span  
60MHz  
RBW  
3kHz  
VBW  
10kHz  
Sweep Time  
667ms  
Detector Type  
Peak



Sum  
Port 1  
Port 2

Sum	PD	Port 1	Port 2
(dBm/RBW)	(dBm/RBW)	(dBm/RBW)	(dBm/RBW)
-8.34	-8.34	-9.37	-9.21

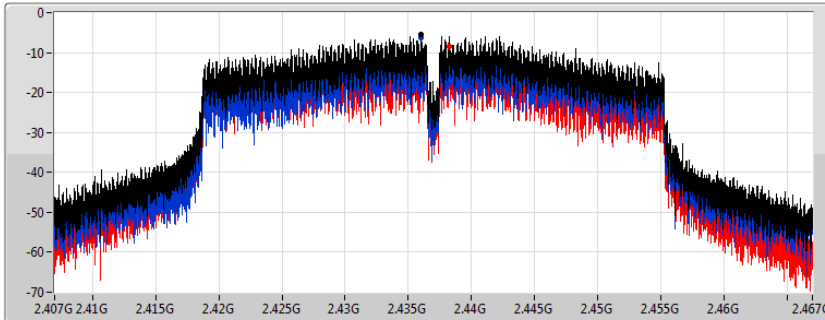
802.11n HT40\_Nss1,(MCS0)\_2TX

PSD

2437MHz

07/10/2019

CF  
2.437GHz  
Span  
60MHz  
RBW  
3kHz  
VBW  
10kHz  
Sweep Time  
667ms  
Detector Type  
Peak



Sum  
Port 1  
Port 2

Sum	PD	Port 1	Port 2
(dBm/RBW)	(dBm/RBW)	(dBm/RBW)	(dBm/RBW)
-5.50	-5.50	-6.38	-8.46

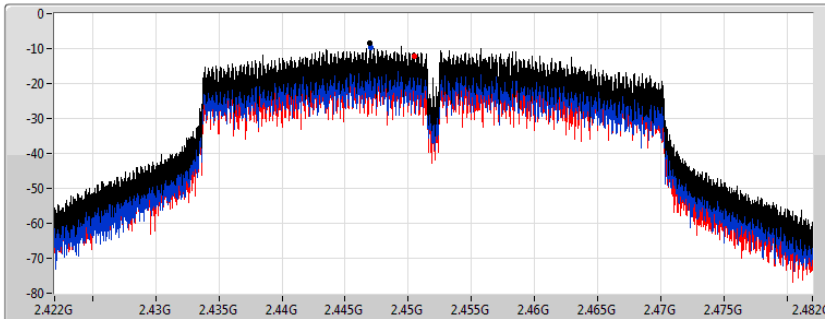
802.11n HT40\_Nss1,(MCS0)\_2TX

PSD

2452MHz

07/10/2019

CF  
2.452GHz  
Span  
60MHz  
RBW  
3kHz  
VBW  
10kHz  
Sweep Time  
667ms  
Detector Type  
Peak



Sum  
Port 1  
Port 2

Sum	PD	Port 1	Port 2
(dBm/RBW)	(dBm/RBW)	(dBm/RBW)	(dBm/RBW)
-8.59	-8.59	-9.81	-12.07

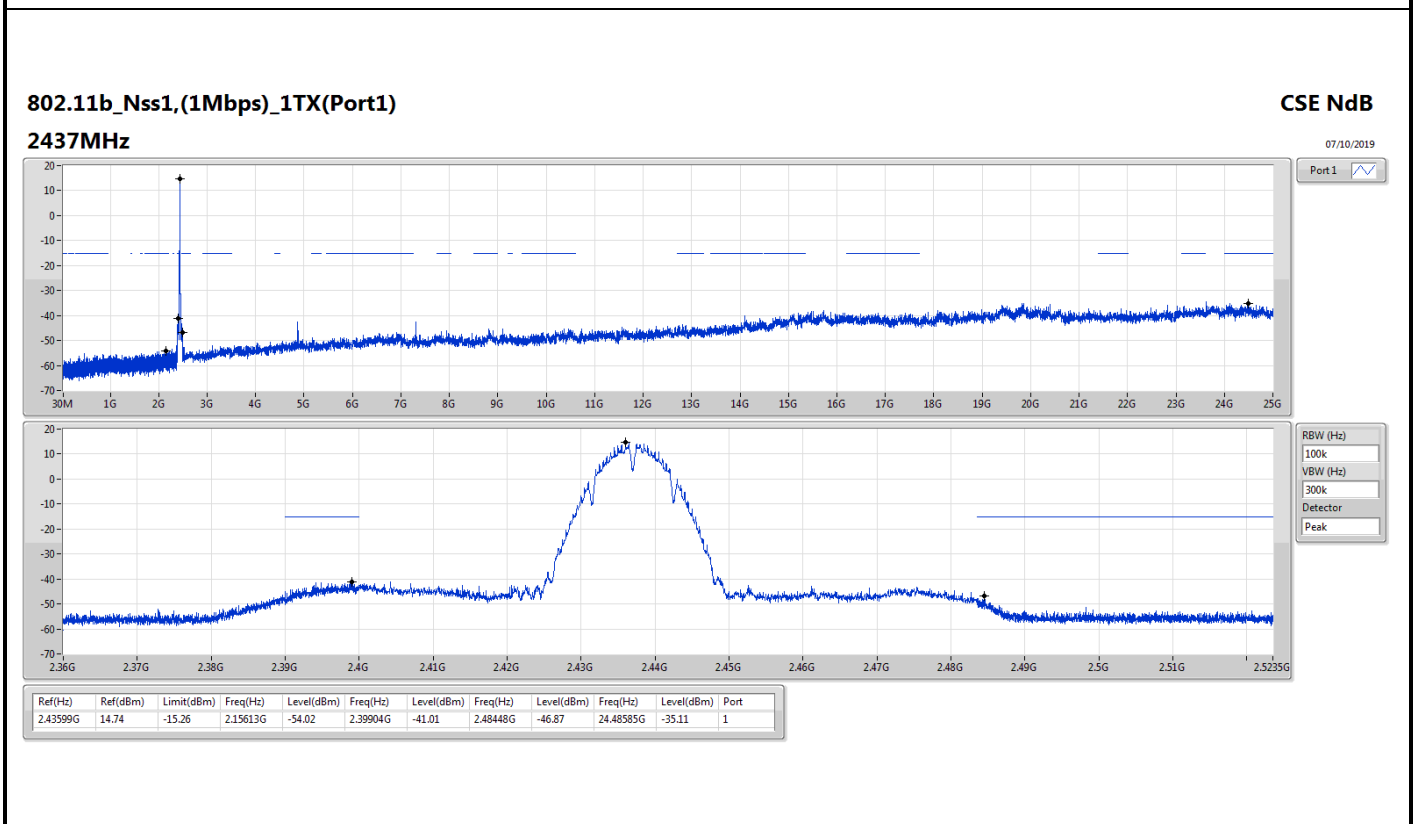
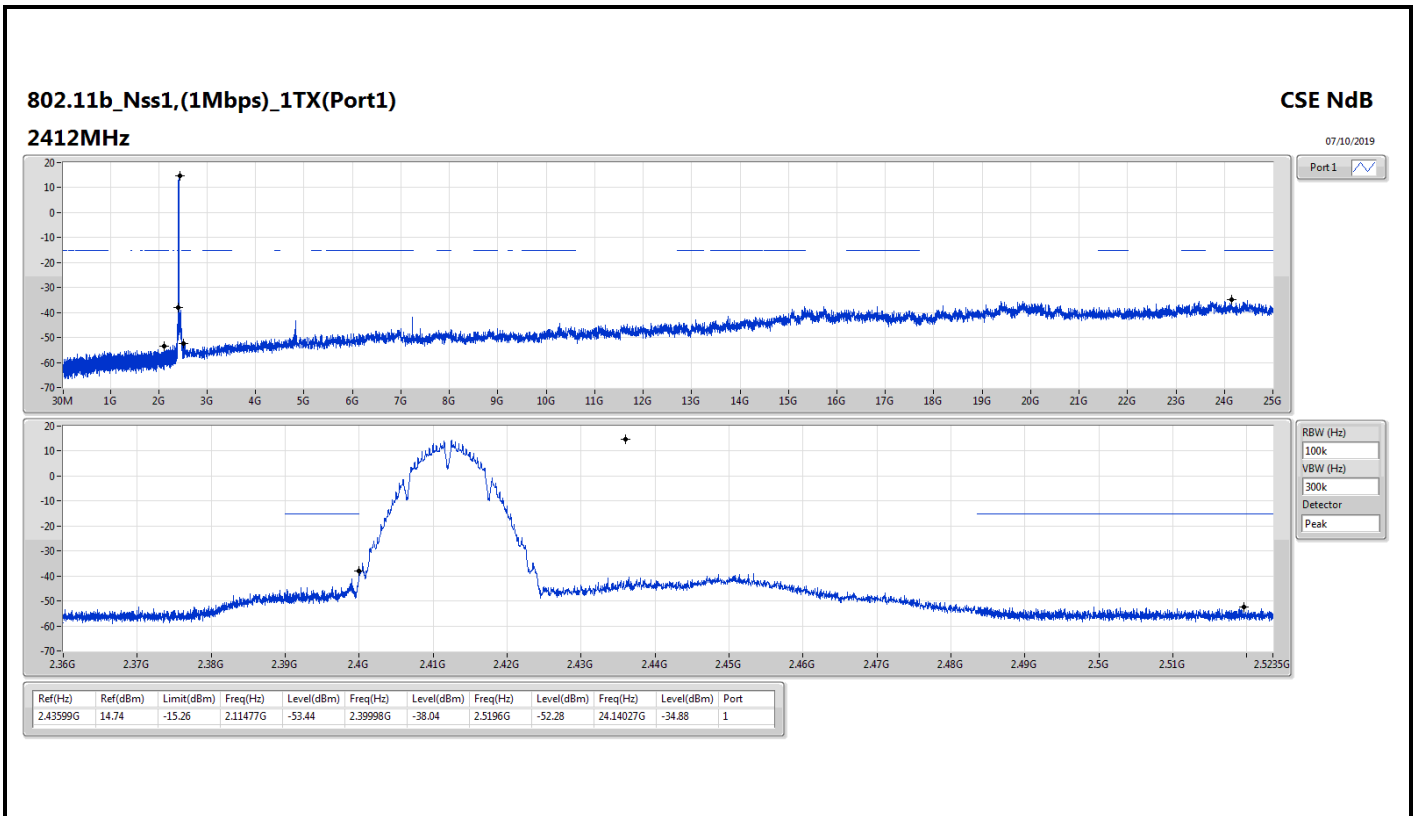


Summary

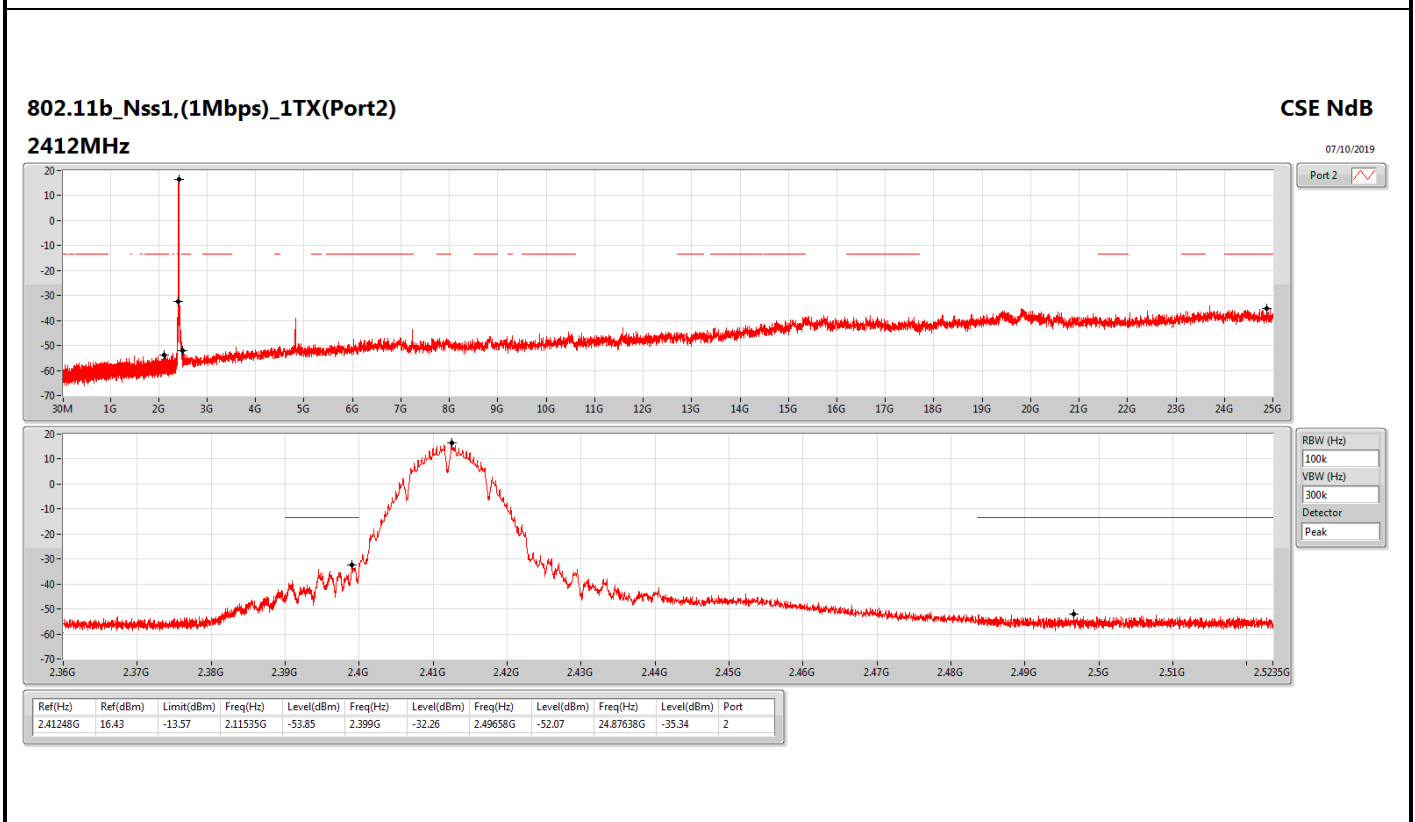
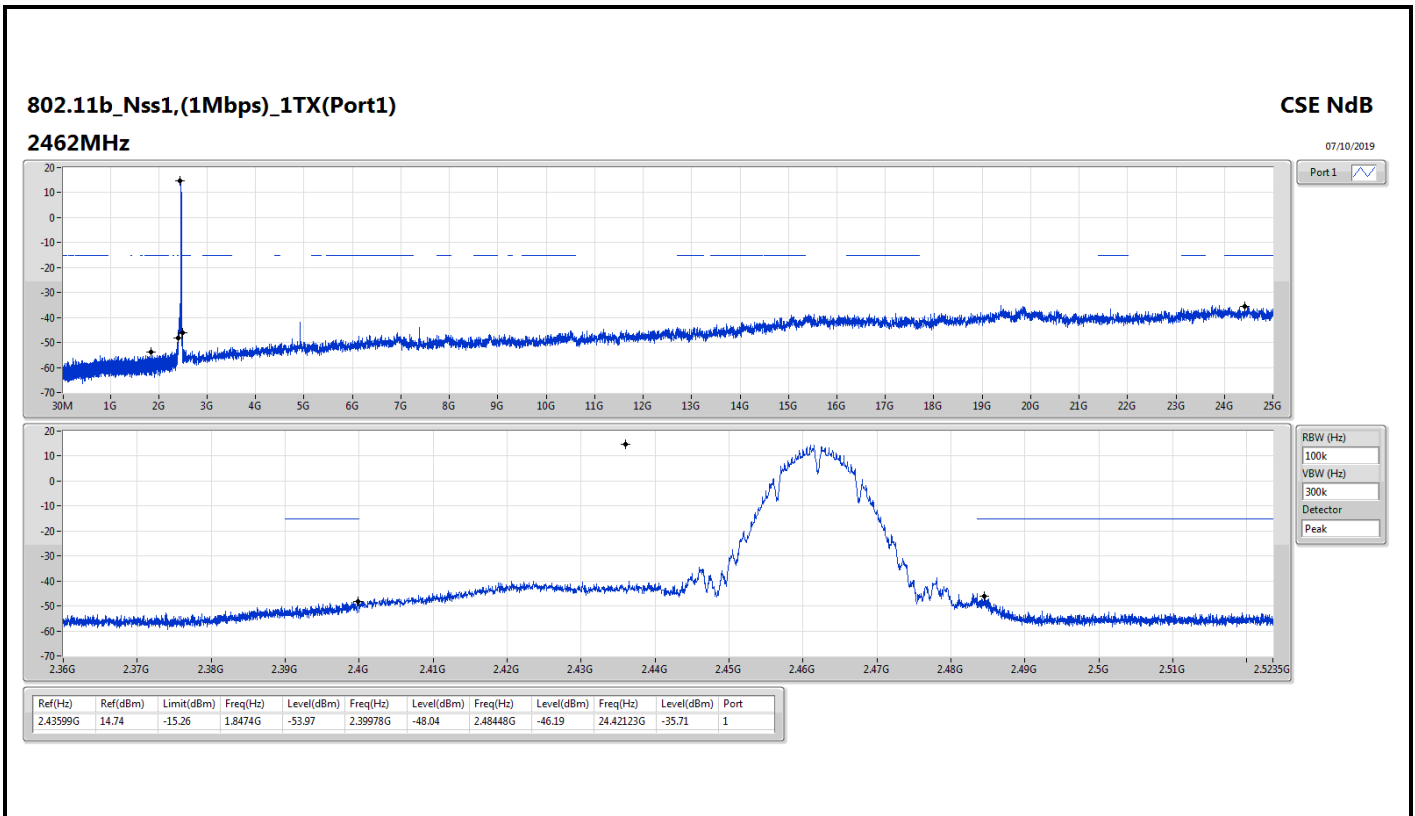
Mode	Result	Ref (Hz)	Ref (dBm)	Limit (dBm)	Freq (Hz)	Level (dBm)	Freq (Hz)	Level (dBm)	Freq (Hz)	Level (dBm)	Freq (Hz)	Level (dBm)	Port
2.4-2.4835GHz	-	-	-	-	-	-	-	-	-	-	-	-	-
802.11b_Nss1,(1Mbps)_1TX(Port1)	Pass	2.43599G	14.74	-15.26	2.11477G	-53.44	2.39998G	-38.04	2.5196G	-52.28	24.14027G	-34.88	1
802.11b_Nss1,(1Mbps)_1TX(Port2)	Pass	2.41248G	16.43	-13.57	2.11535G	-53.85	2.399G	-32.26	2.49658G	-52.07	24.87638G	-35.34	2
802.11b_Nss1,(1Mbps)_2TX	Pass	2.4615G	14.14	-15.86	2.13137G	-53.76	2.39462G	-41.97	2.48372G	-48.76	23.55308G	-34.84	1
802.11g_Nss1,(6Mbps)_1TX(Port1)	Pass	2.43828G	11.12	-18.88	1.98225G	-52.93	2.39988G	-19.12	2.48474G	-51.72	24.75838G	-35.50	1
802.11g_Nss1,(6Mbps)_1TX(Port2)	Pass	2.41449G	10.20	-19.80	2.12234G	-54.11	2.39976G	-22.23	2.48966G	-51.46	24.48585G	-34.58	2
802.11g_Nss1,(6Mbps)_2TX	Pass	2.41323G	10.35	-19.65	1.62256G	-53.82	2.39986G	-20.91	2.48416G	-51.85	24.34537G	-35.41	1
802.11n HT20_Nss1,(MCS0)_2TX	Pass	2.41323G	10.53	-19.47	2.10778G	-54.51	2.39948G	-22.93	2.48402G	-51.28	24.14589G	-34.10	1
802.11n HT40_Nss1,(MCS0)_2TX	Pass	2.44071G	8.72	-21.28	2.30368G	-54.30	2.39988G	-28.66	2.49754G	-51.63	24.14461G	-35.34	1

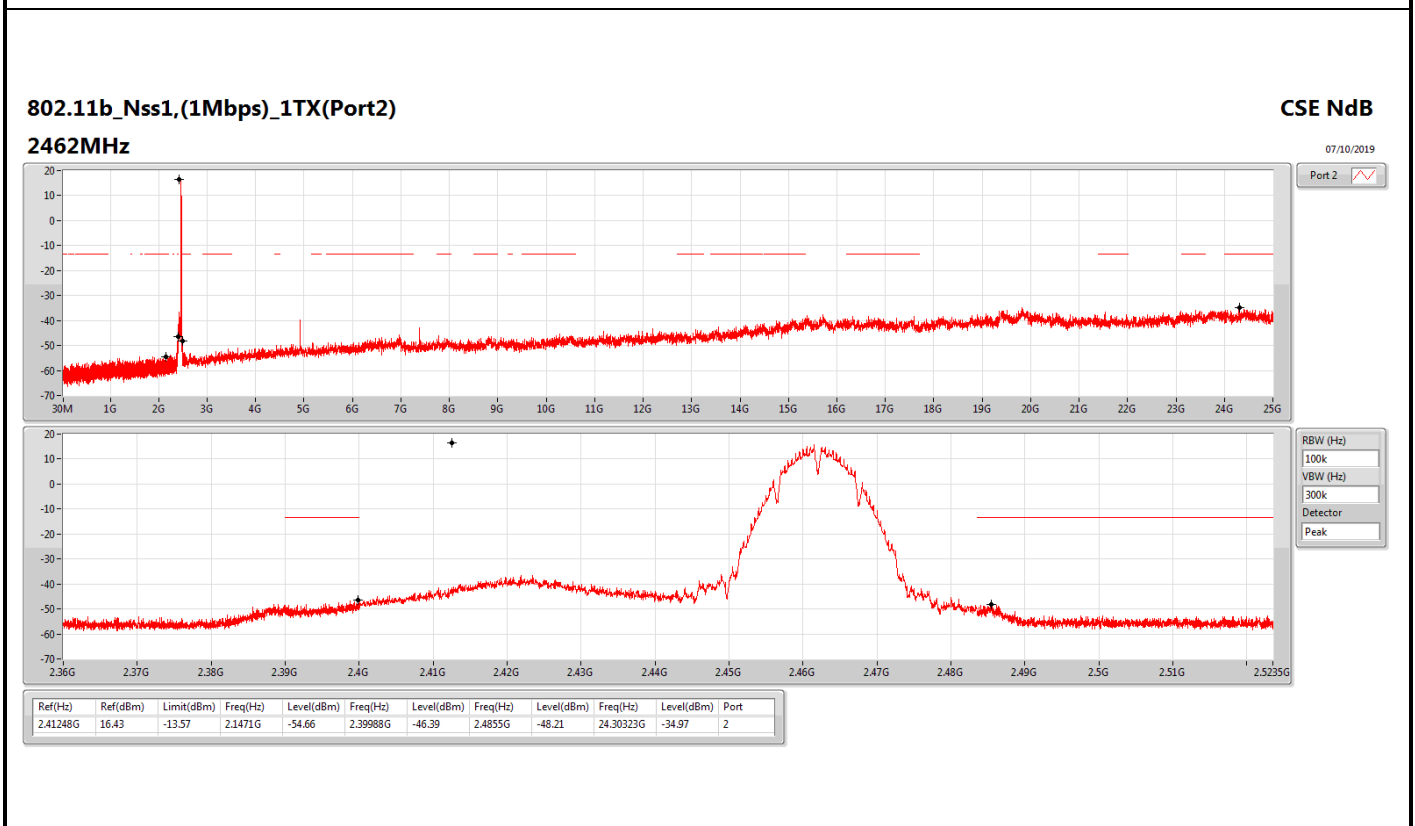
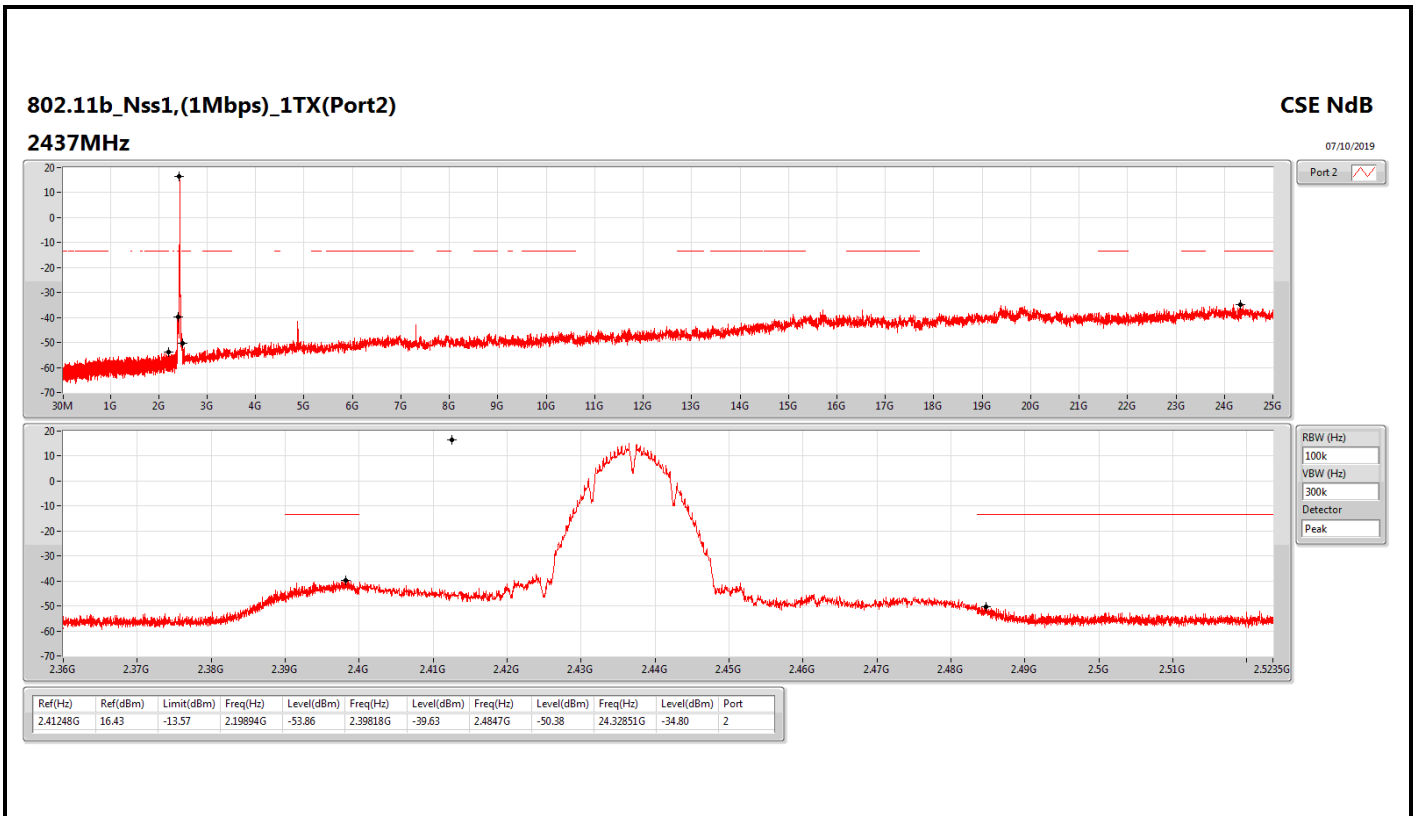
Result

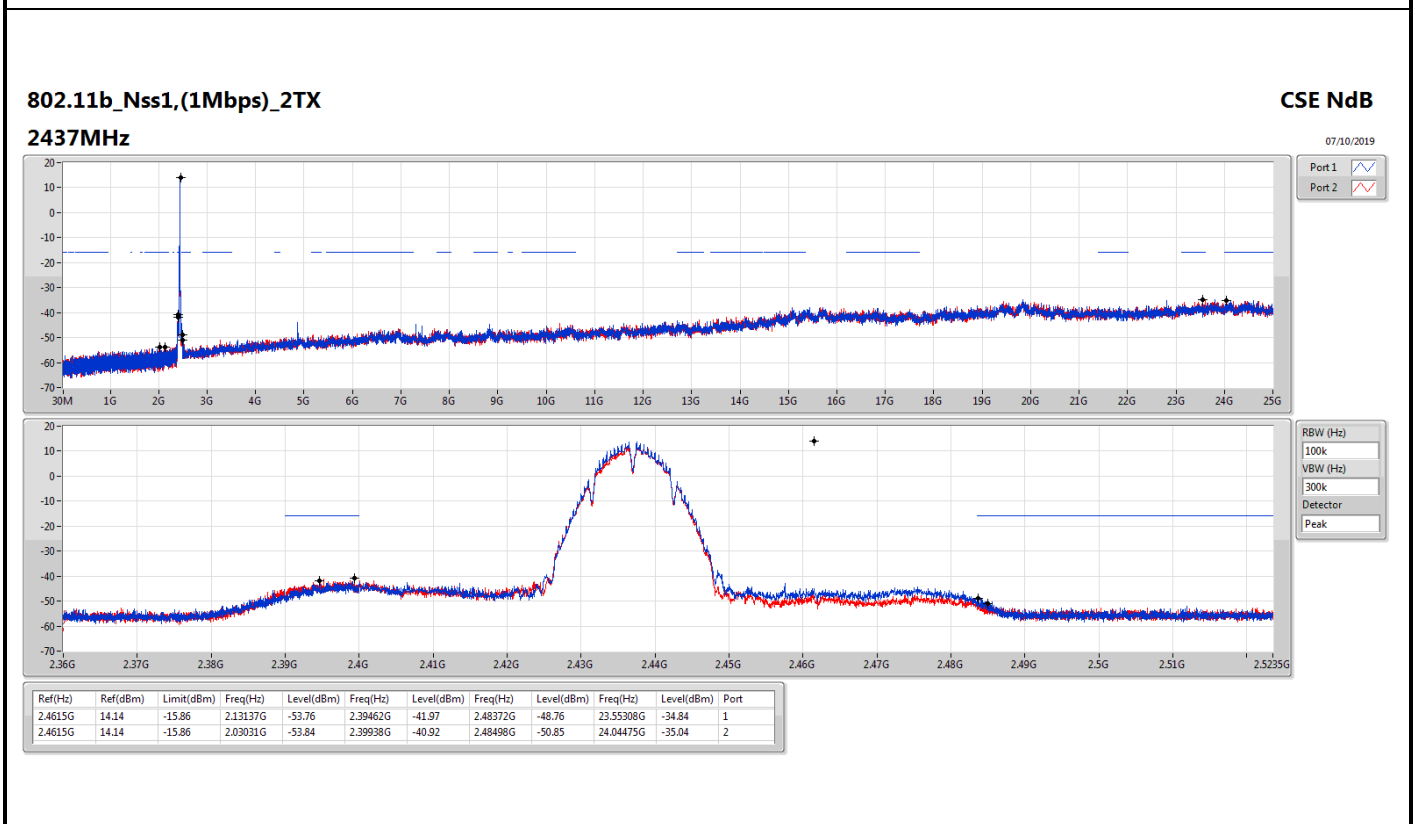
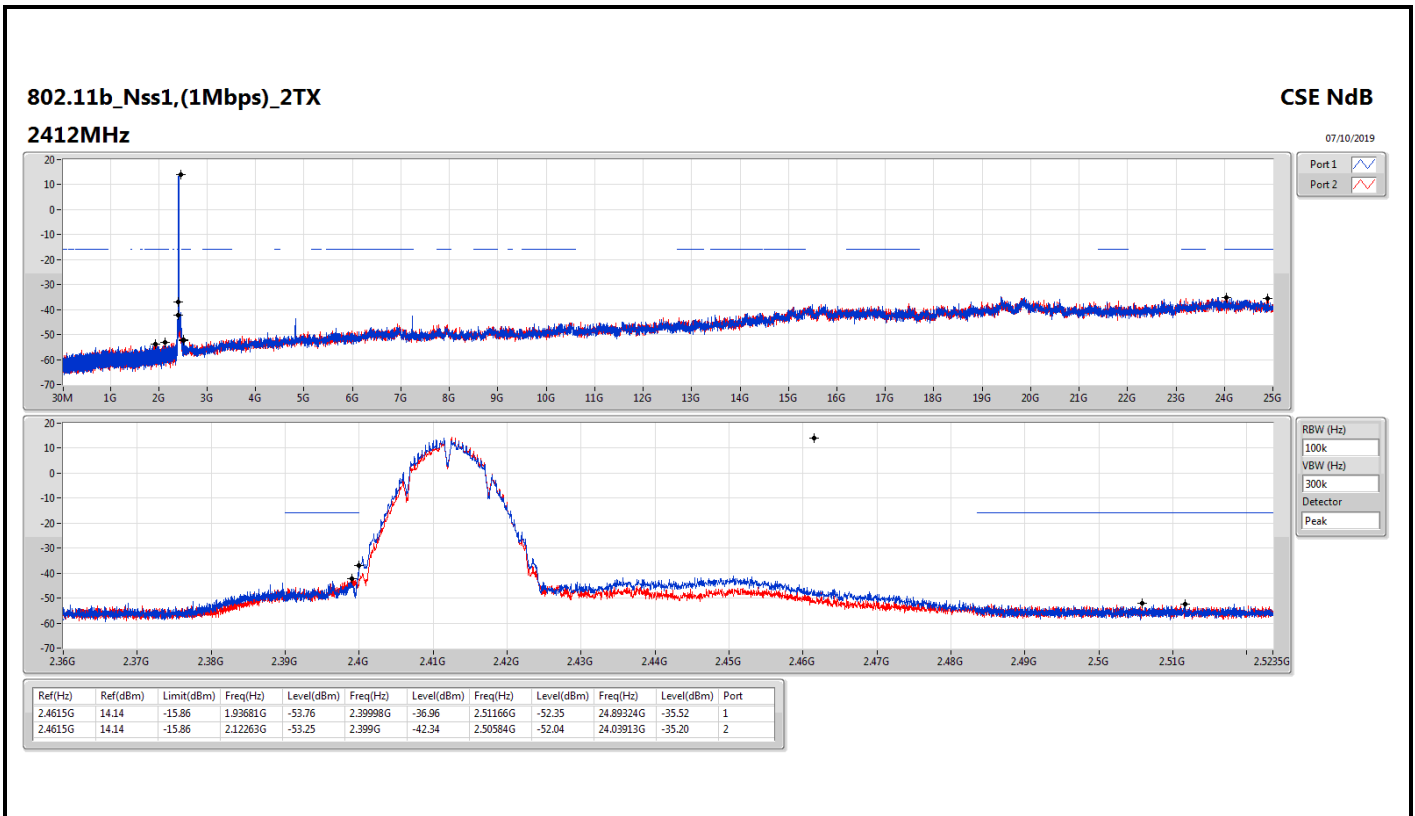
Mode	Result	Ref (Hz)	Ref (dBm)	Limit (dBm)	Freq (Hz)	Level (dBm)	Freq (Hz)	Level (dBm)	Freq (Hz)	Level (dBm)	Freq (Hz)	Level (dBm)	Port
802.11b_Nss1,(1Mbps)_1TX(Port1)	-	-	-	-	-	-	-	-	-	-	-	-	-
2412MHz_TnomVnom	Pass	2.43599G	14.74	-15.26	2.11477G	-53.44	2.39998G	-38.04	2.5196G	-52.28	24.14027G	-34.88	1
2437MHz_TnomVnom	Pass	2.43599G	14.74	-15.26	2.15613G	-54.02	2.39904G	-41.01	2.48448G	-46.87	24.48585G	-35.11	1
2462MHz_TnomVnom	Pass	2.43599G	14.74	-15.26	1.8474G	-53.97	2.39978G	-48.04	2.48448G	-46.19	24.42123G	-35.71	1
802.11b_Nss1,(1Mbps)_1TX(Port2)	-	-	-	-	-	-	-	-	-	-	-	-	-
2412MHz_TnomVnom	Pass	2.41248G	16.43	-13.57	2.11535G	-53.85	2.399G	-32.26	2.49658G	-52.07	24.87638G	-35.34	2
2437MHz_TnomVnom	Pass	2.41248G	16.43	-13.57	2.19894G	-53.86	2.39818G	-39.63	2.4847G	-50.38	24.32851G	-34.80	2
2462MHz_TnomVnom	Pass	2.41248G	16.43	-13.57	2.1471G	-54.66	2.39988G	-46.39	2.4855G	-48.21	24.30323G	-34.97	2
802.11b_Nss1,(1Mbps)_2TX	-	-	-	-	-	-	-	-	-	-	-	-	-
2412MHz_TnomVnom	Pass	2.4615G	14.14	-15.86	1.93681G	-53.76	2.39998G	-36.96	2.51166G	-52.35	24.89324G	-35.52	1
2412MHz_TnomVnom	Pass	2.4615G	14.14	-15.86	2.12263G	-53.25	2.399G	-42.34	2.50584G	-52.04	24.03913G	-35.20	2
2437MHz_TnomVnom	Pass	2.4615G	14.14	-15.86	2.13137G	-53.76	2.39462G	-41.97	2.48372G	-48.76	23.55308G	-34.84	1
2437MHz_TnomVnom	Pass	2.4615G	14.14	-15.86	2.03031G	-53.84	2.39938G	-40.92	2.48498G	-50.85	24.04475G	-35.04	2
2462MHz_TnomVnom	Pass	2.4615G	14.14	-15.86	2.01283G	-53.61	2.39876G	-48.03	2.48424G	-47.91	24.58138G	-35.82	1
2462MHz_TnomVnom	Pass	2.4615G	14.14	-15.86	2.13399G	-52.83	2.39996G	-45.68	2.48448G	-48.04	24.2077G	-35.46	2
802.11g_Nss1,(6Mbps)_1TX(Port1)	-	-	-	-	-	-	-	-	-	-	-	-	-
2412MHz_TnomVnom	Pass	2.43828G	11.12	-18.88	1.98225G	-52.93	2.39988G	-19.12	2.48474G	-51.72	24.75838G	-35.50	1
2437MHz_TnomVnom	Pass	2.43828G	11.12	-18.88	2.15088G	-53.19	2.39746G	-40.98	2.48402G	-47.36	24.50833G	-34.88	1
2462MHz_TnomVnom	Pass	2.43828G	11.12	-18.88	2.06496G	-54.64	2.3998G	-48.24	2.48368G	-42.59	24.49428G	-35.74	1
802.11g_Nss1,(6Mbps)_1TX(Port2)	-	-	-	-	-	-	-	-	-	-	-	-	-
2412MHz_TnomVnom	Pass	2.41449G	10.20	-19.80	2.12234G	-54.11	2.39976G	-22.23	2.48966G	-51.46	24.48585G	-34.58	2
2437MHz_TnomVnom	Pass	2.41449G	10.20	-19.80	2.09438G	-54.18	2.39714G	-40.87	2.4836G	-47.56	24.55328G	-35.96	2
2462MHz_TnomVnom	Pass	2.41449G	10.20	-19.80	2.13836G	-53.80	2.39322G	-47.88	2.48352G	-42.03	23.4435G	-35.03	2
802.11g_Nss1,(6Mbps)_2TX	-	-	-	-	-	-	-	-	-	-	-	-	-
2412MHz_TnomVnom	Pass	2.41323G	10.35	-19.65	1.62256G	-53.82	2.39986G	-20.91	2.48416G	-51.85	24.34537G	-35.41	1
2412MHz_TnomVnom	Pass	2.41323G	10.35	-19.65	2.30816G	-54.22	2.39988G	-27.68	2.50662G	-52.52	24.32851G	-35.22	2
2437MHz_TnomVnom	Pass	2.41323G	10.35	-19.65	2.07137G	-53.46	2.39512G	-43.86	2.4853G	-48.24	24.37909G	-35.03	1
2437MHz_TnomVnom	Pass	2.41323G	10.35	-19.65	2.13894G	-52.72	2.39674G	-43.72	2.48416G	-50.68	24.45214G	-35.42	2
2462MHz_TnomVnom	Pass	2.41323G	10.35	-19.65	1.79439G	-54.35	2.39882G	-48.83	2.48452G	-44.56	24.43528G	-34.84	1
2462MHz_TnomVnom	Pass	2.41323G	10.35	-19.65	2.10137G	-54.15	2.39868G	-47.82	2.48434G	-44.50	24.42123G	-35.14	2
802.11n HT20_Nss1,(MCS0)_2TX	-	-	-	-	-	-	-	-	-	-	-	-	-
2412MHz_TnomVnom	Pass	2.41323G	10.53	-19.47	2.10778G	-54.51	2.39948G	-22.93	2.48402G	-51.28	24.14589G	-34.10	1
2412MHz_TnomVnom	Pass	2.41323G	10.53	-19.47	2.11885G	-54.37	2.39976G	-28.16	2.48936G	-52.32	24.03913G	-34.05	2
2437MHz_TnomVnom	Pass	2.41323G	10.53	-19.47	1.98312G	-53.53	2.39046G	-44.56	2.48476G	-49.59	24.40999G	-35.02	1
2437MHz_TnomVnom	Pass	2.41323G	10.53	-19.47	1.95633G	-54.05	2.3951G	-43.82	2.48376G	-50.03	23.37326G	-34.94	2
2462MHz_TnomVnom	Pass	2.41323G	10.53	-19.47	2.19486G	-54.24	2.39978G	-49.80	2.48382G	-45.11	24.4718G	-34.41	1
2462MHz_TnomVnom	Pass	2.41323G	10.53	-19.47	2.15613G	-53.86	2.39928G	-48.60	2.48472G	-47.48	24.58138G	-35.31	2
802.11n HT40_Nss1,(MCS0)_2TX	-	-	-	-	-	-	-	-	-	-	-	-	-
2422MHz_TnomVnom	Pass	2.44071G	8.72	-21.28	2.30368G	-54.30	2.39988G	-28.66	2.49754G	-51.63	24.14461G	-35.34	1
2422MHz_TnomVnom	Pass	2.44071G	8.72	-21.28	2.15226G	-53.99	2.39952G	-30.33	2.4839G	-51.65	23.44627G	-34.22	2
2437MHz_TnomVnom	Pass	2.44071G	8.72	-21.28	2.30741G	-53.56	2.39948G	-34.02	2.48446G	-45.23	24.54566G	-34.99	1
2437MHz_TnomVnom	Pass	2.44071G	8.72	-21.28	2.13909G	-53.77	2.39956G	-38.97	2.4841G	-50.18	24.42506G	-34.52	2
2452MHz_TnomVnom	Pass	2.44071G	8.72	-21.28	2.17659G	-53.46	2.39956G	-48.14	2.48382G	-46.24	24.12778G	-34.77	1
2452MHz_TnomVnom	Pass	2.44071G	8.72	-21.28	2.16056G	-53.97	2.39856G	-47.44	2.48442G	-48.53	24.48957G	-34.60	2

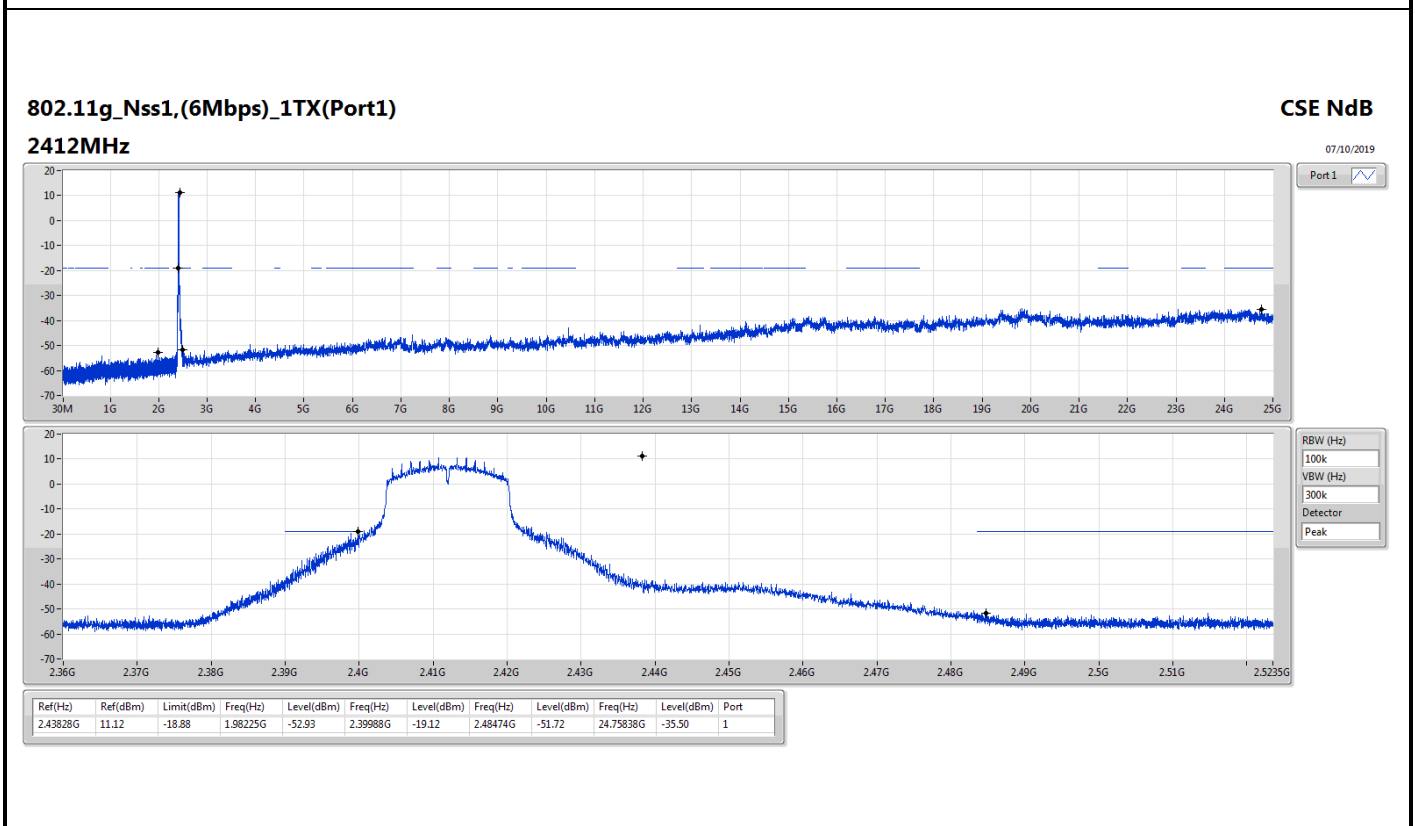
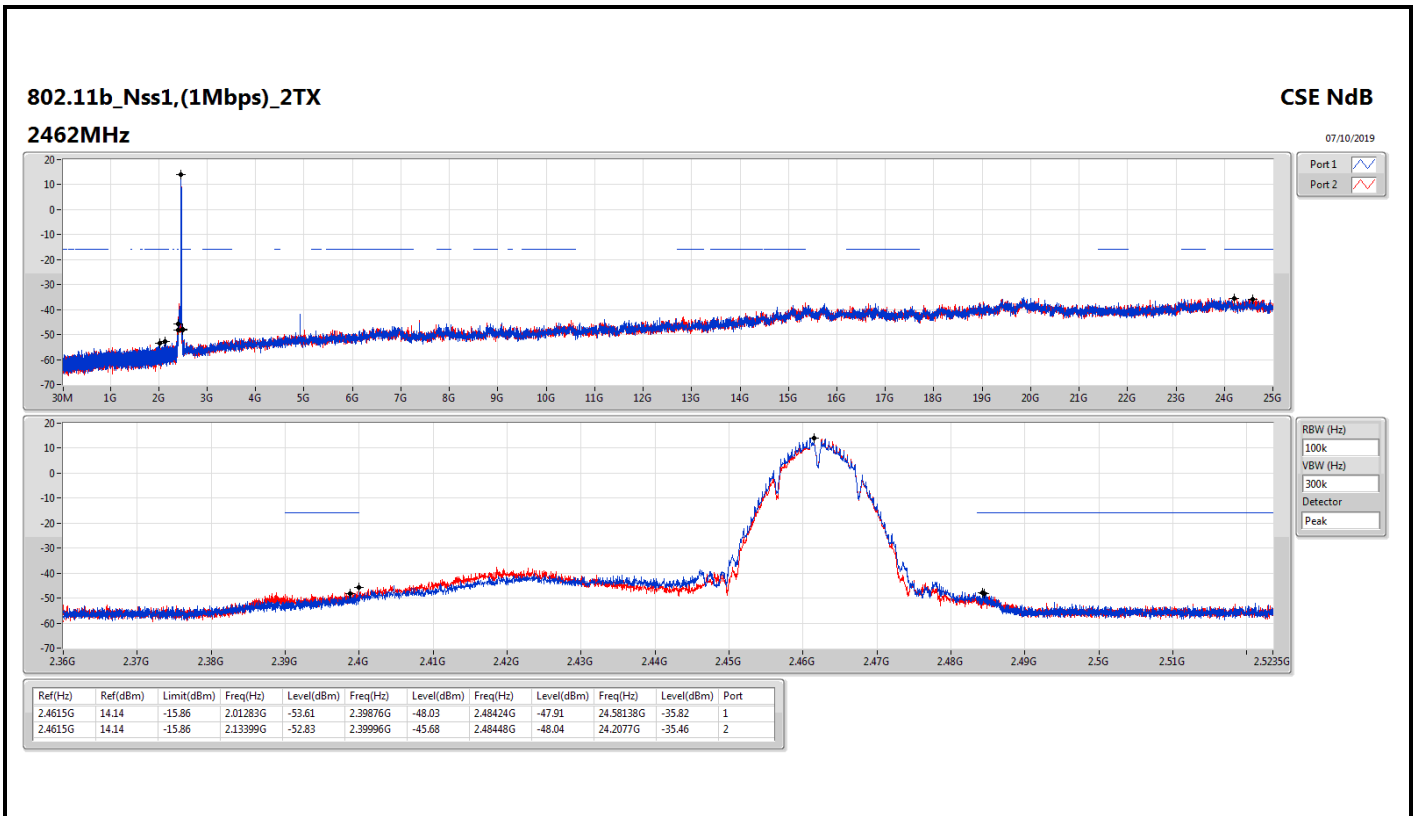


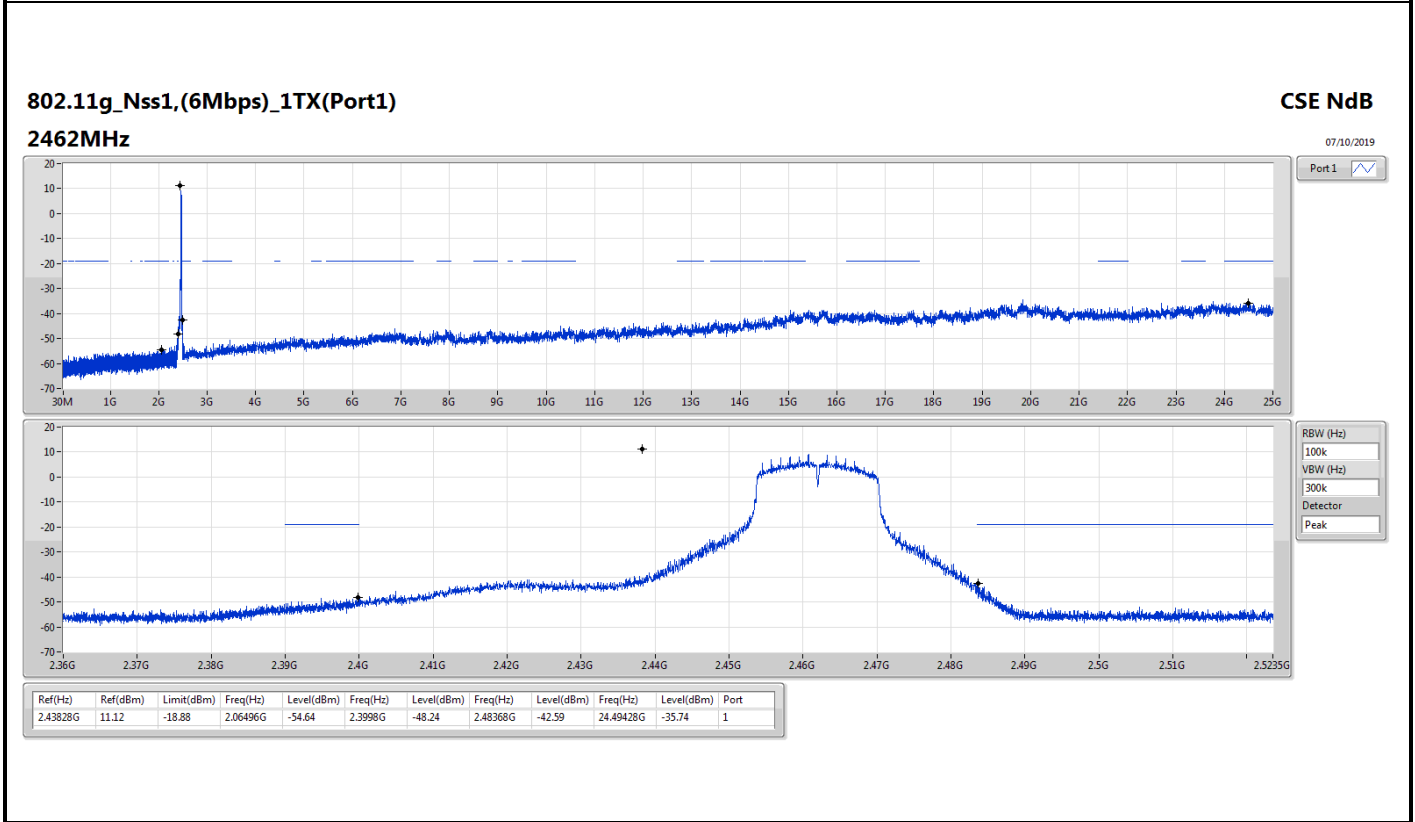
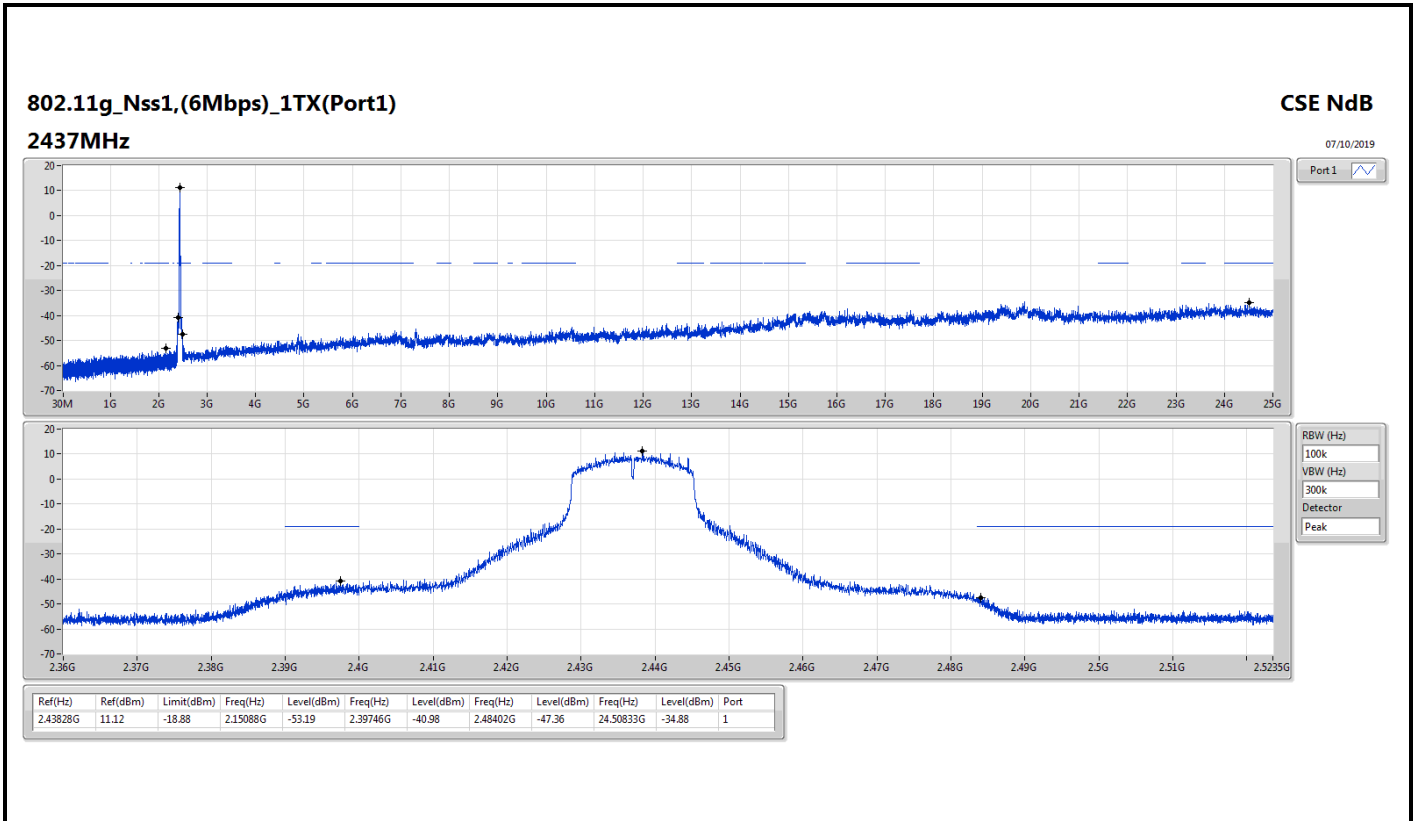


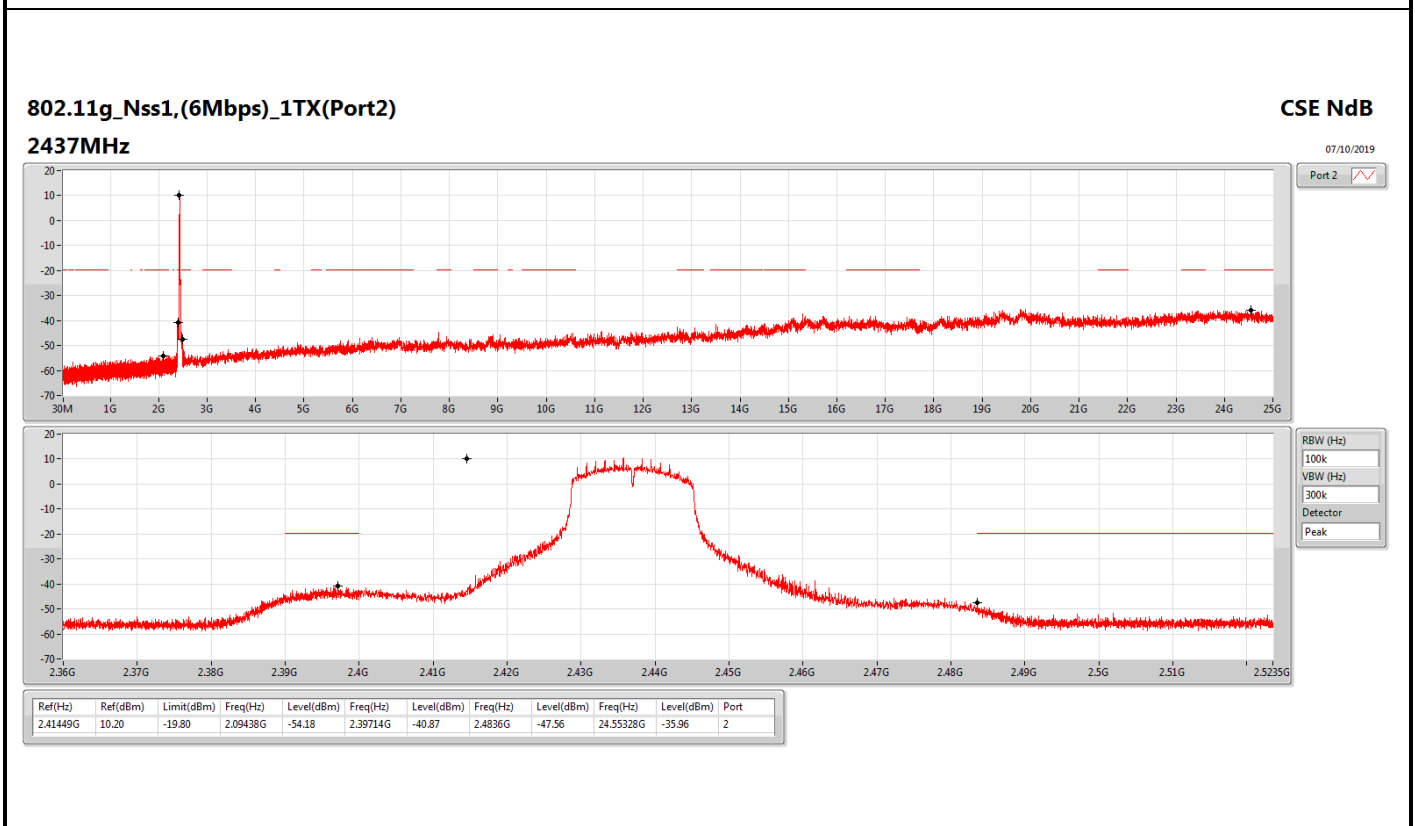
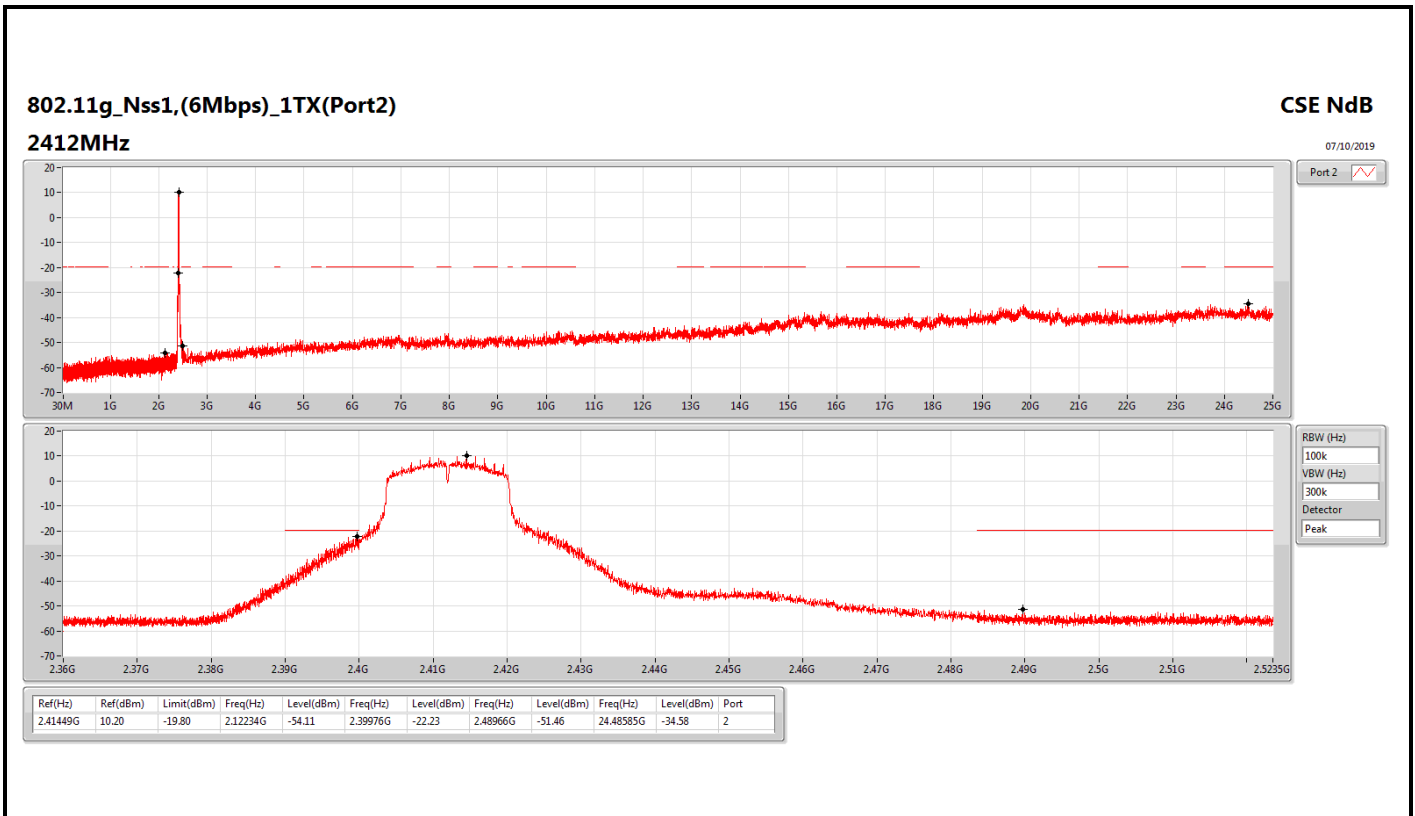


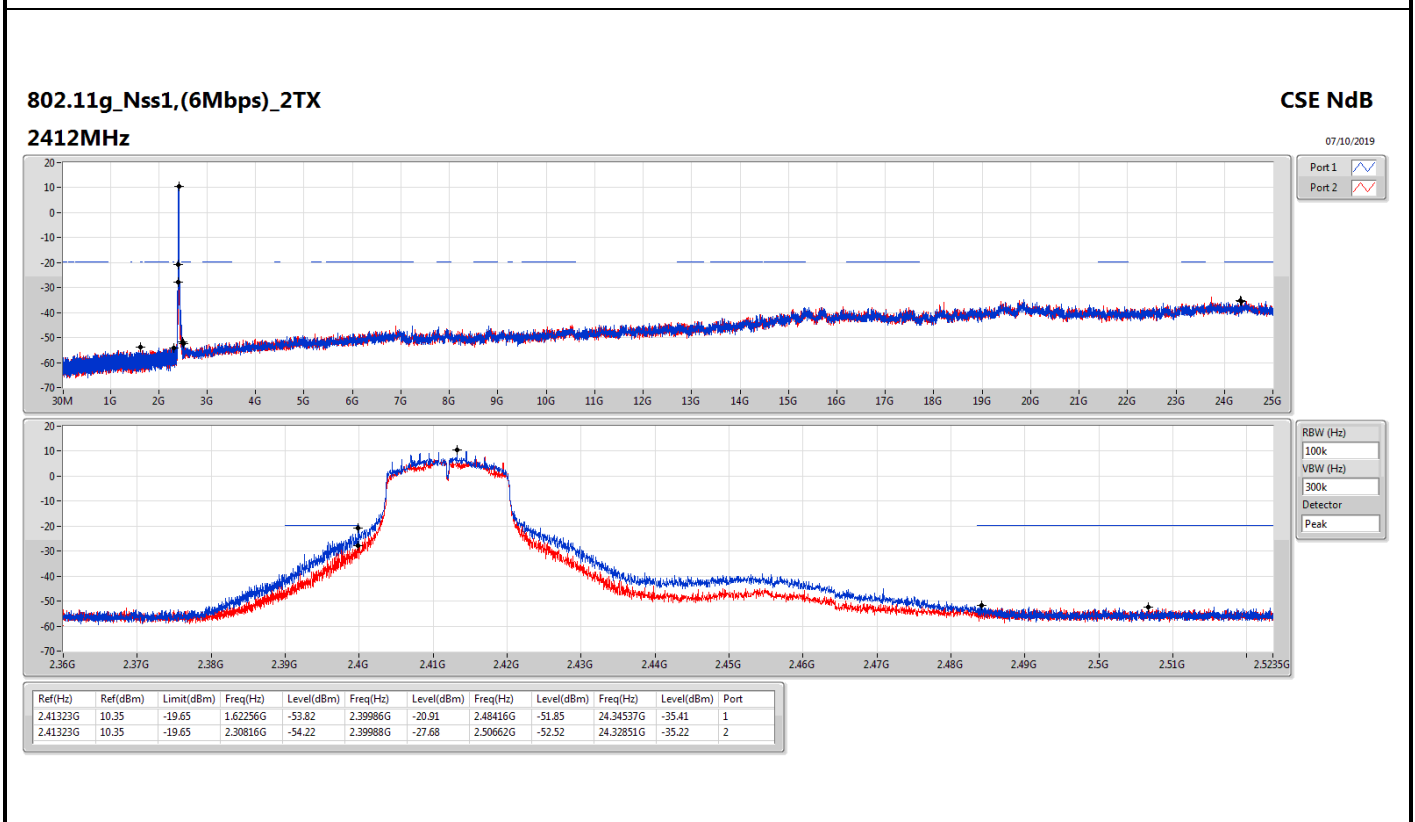
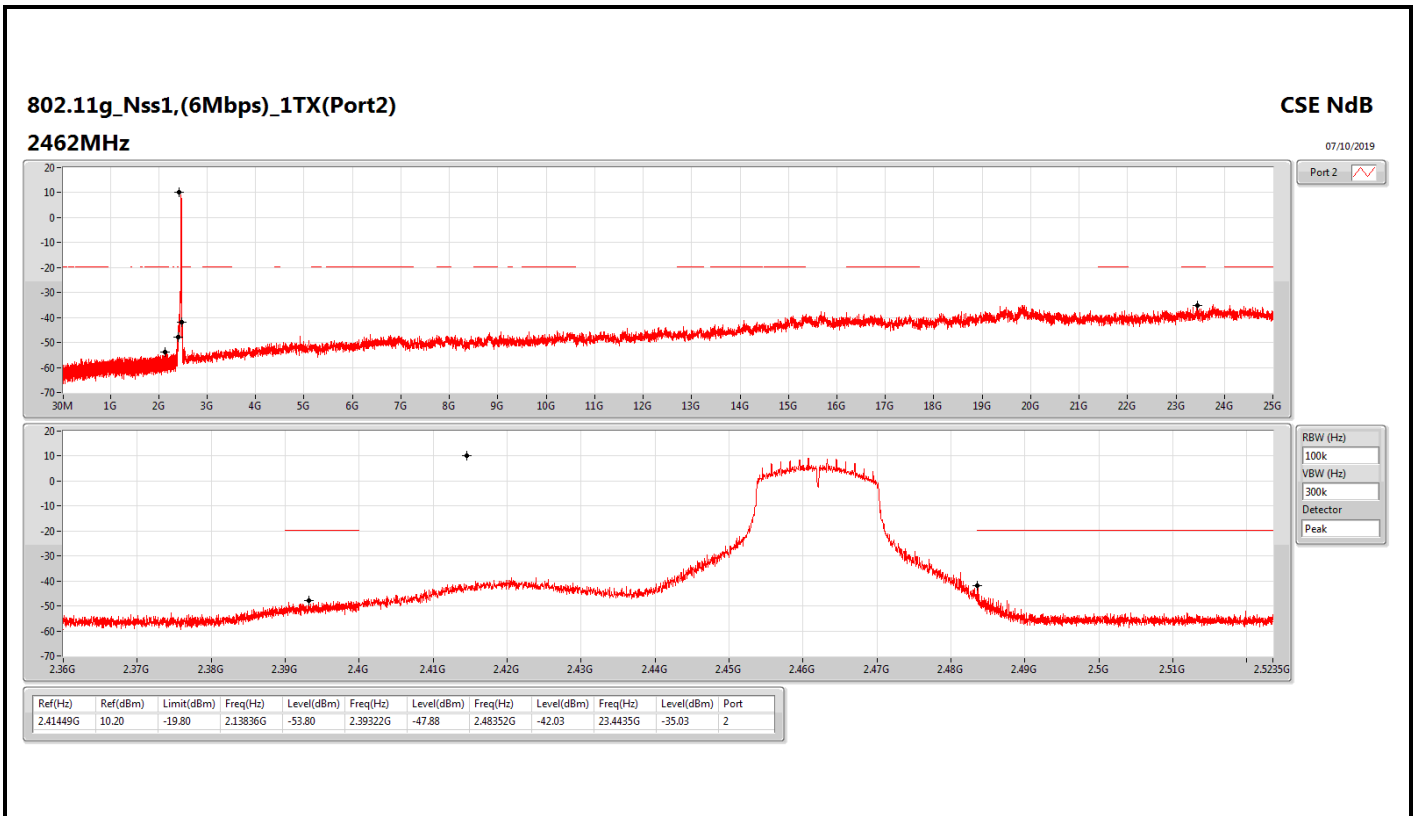


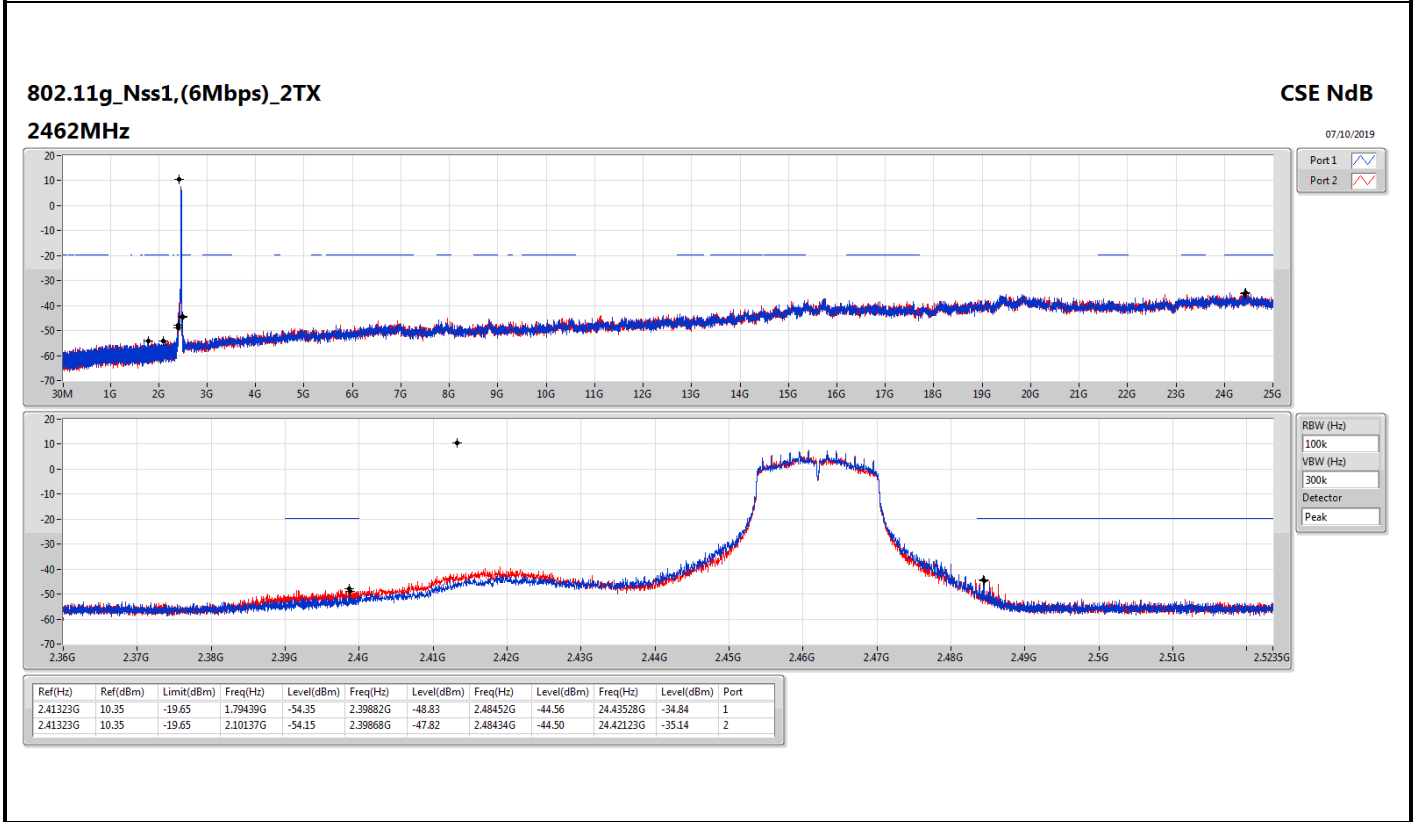
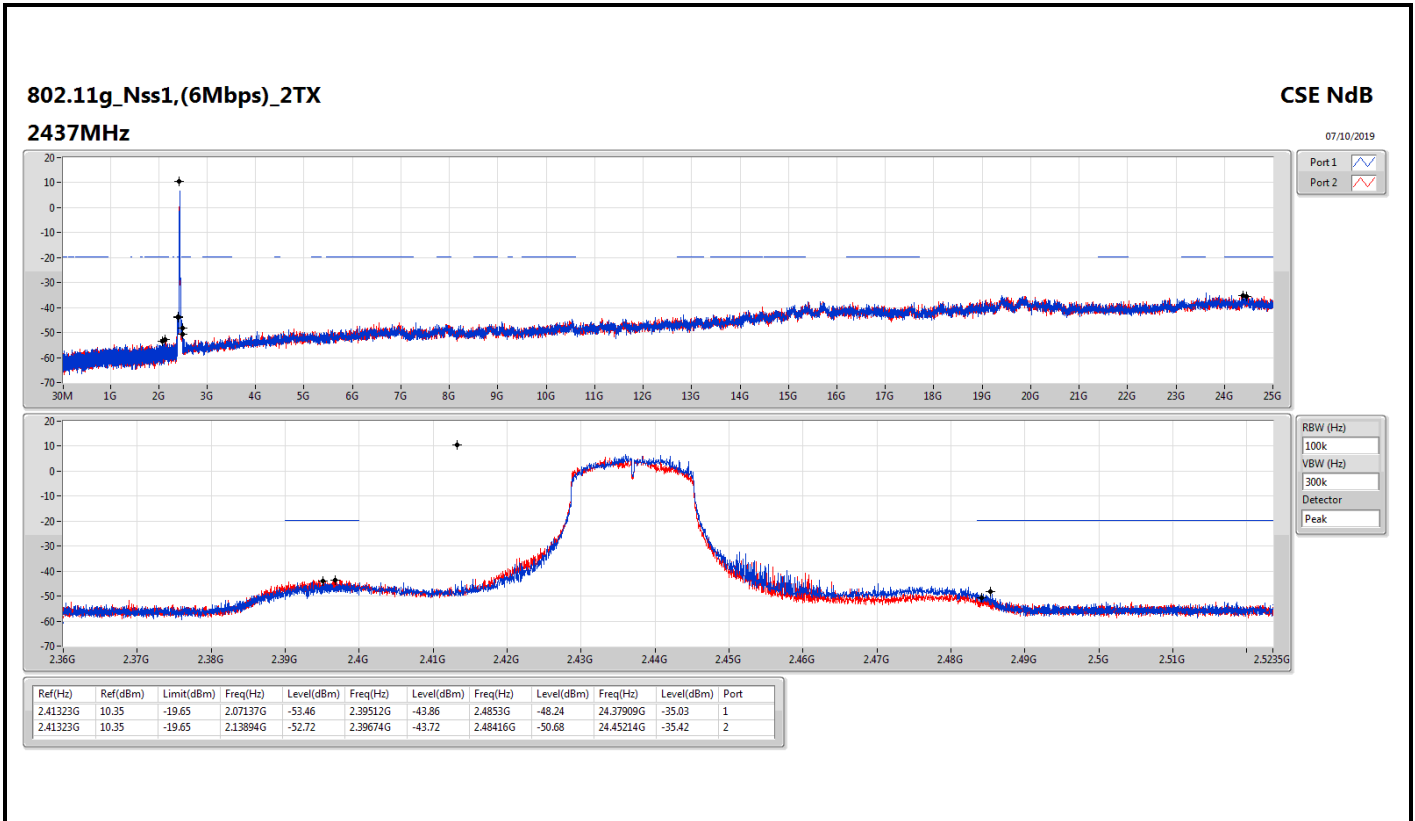




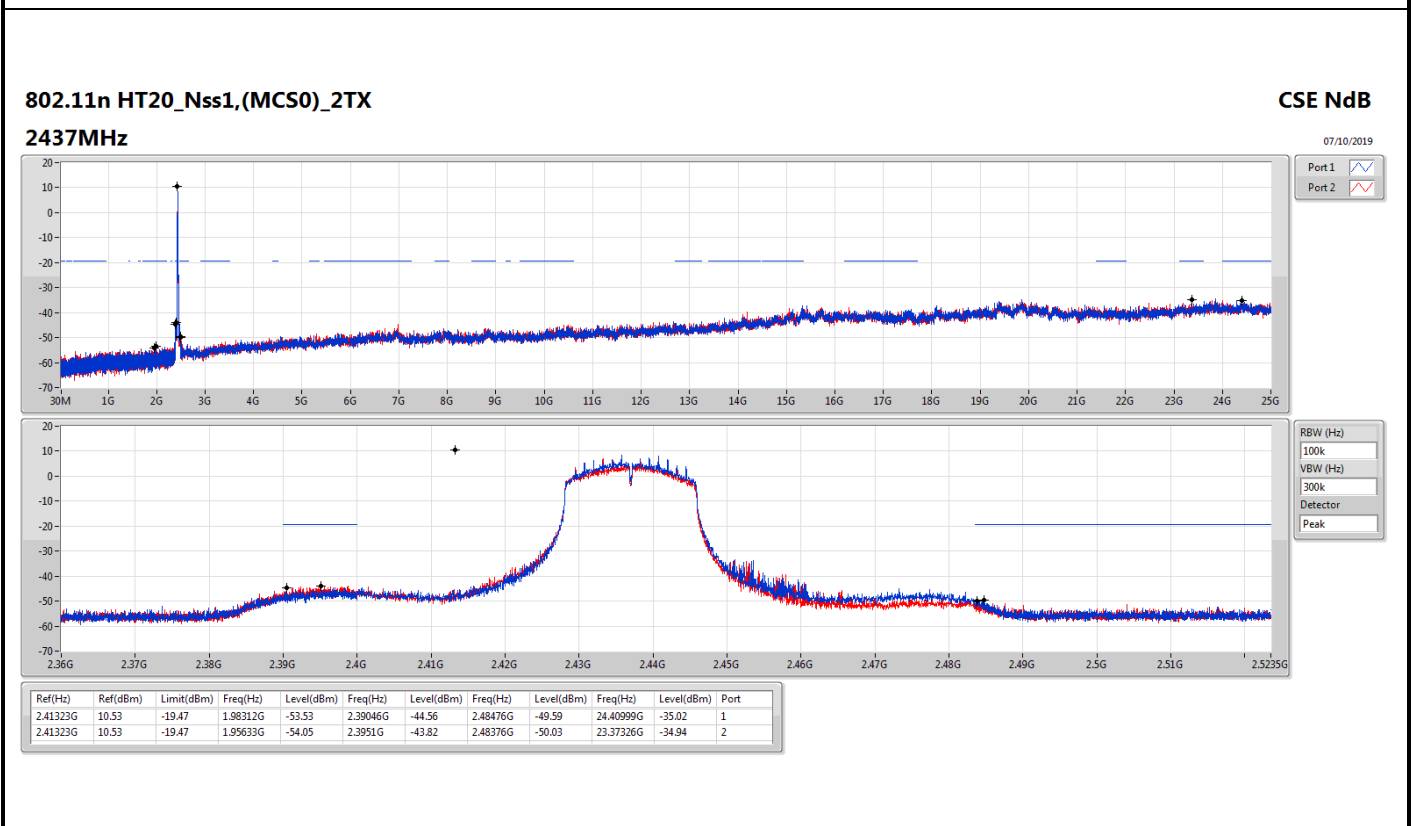
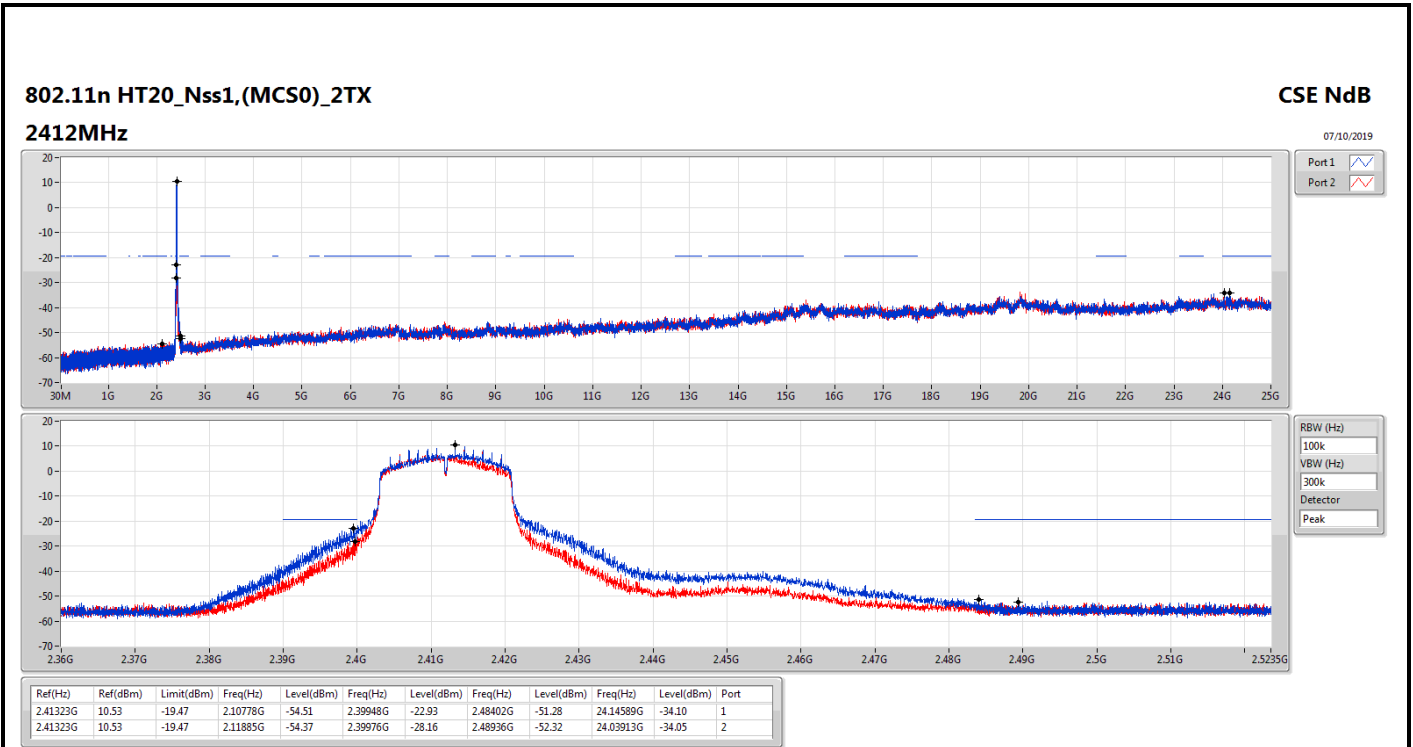








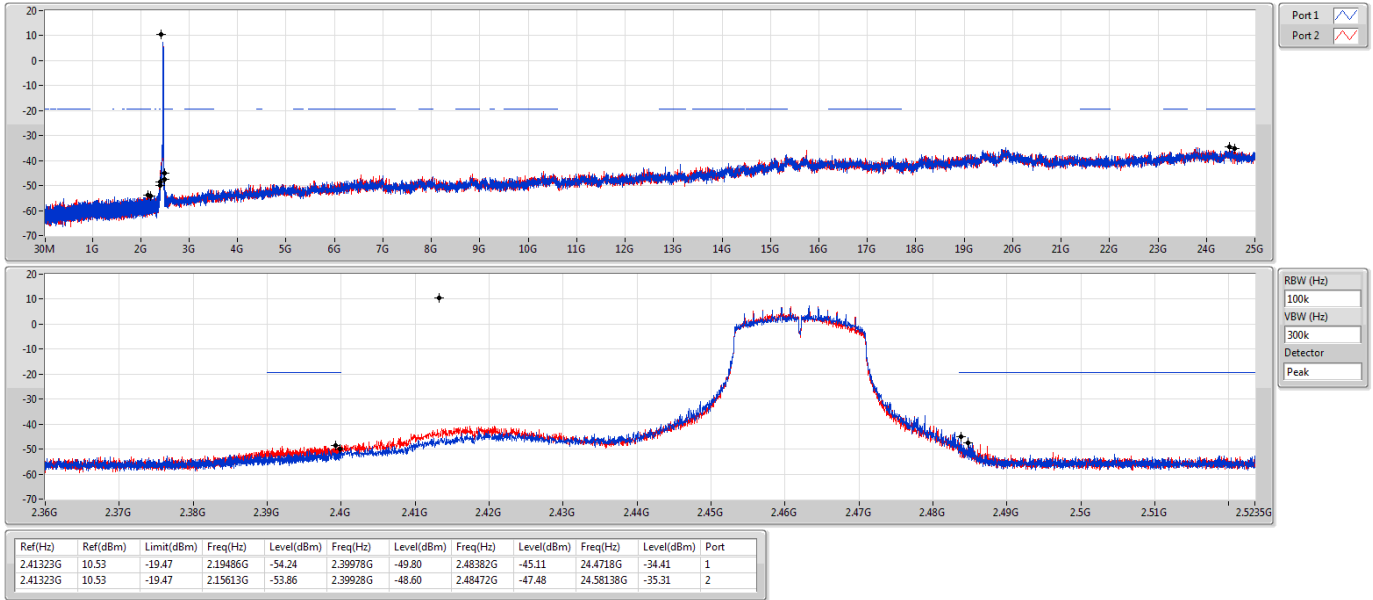




802.11n HT20\_Nss1,(MCS0)\_2TX

CSE NdB

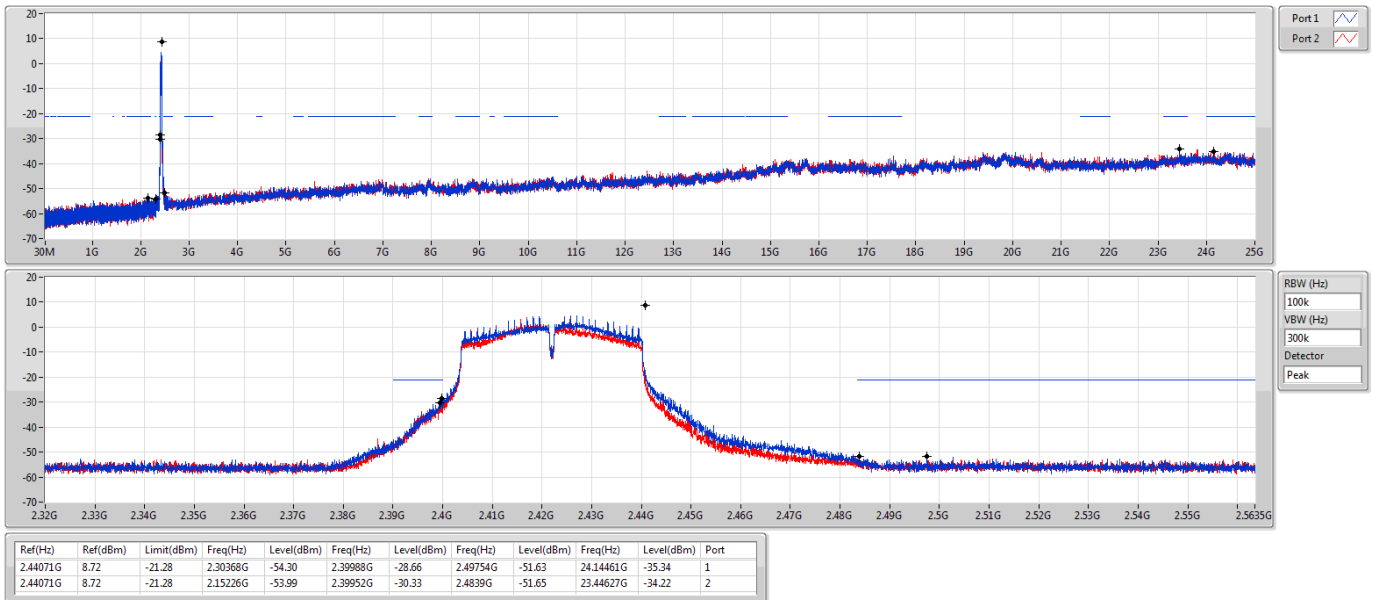
2462MHz



802.11n HT40\_Nss1,(MCS0)\_2TX

CSE NdB

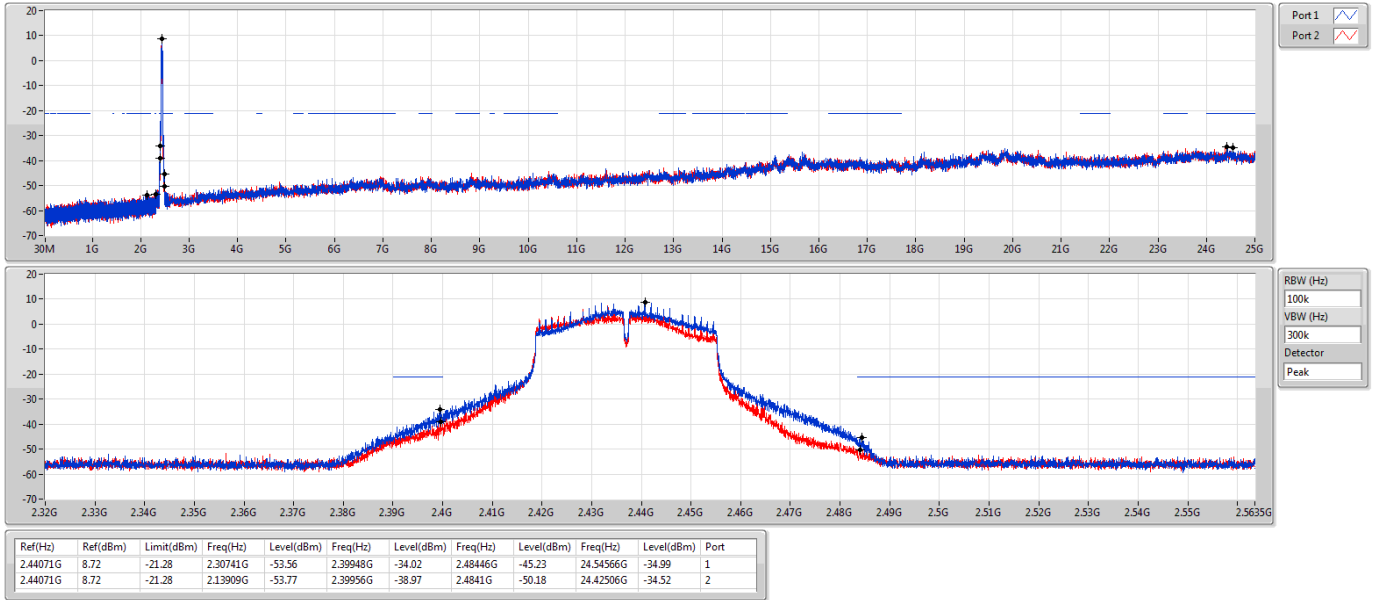
2422MHz



802.11n HT40\_Nss1,(MCS0)\_2TX

CSE NdB

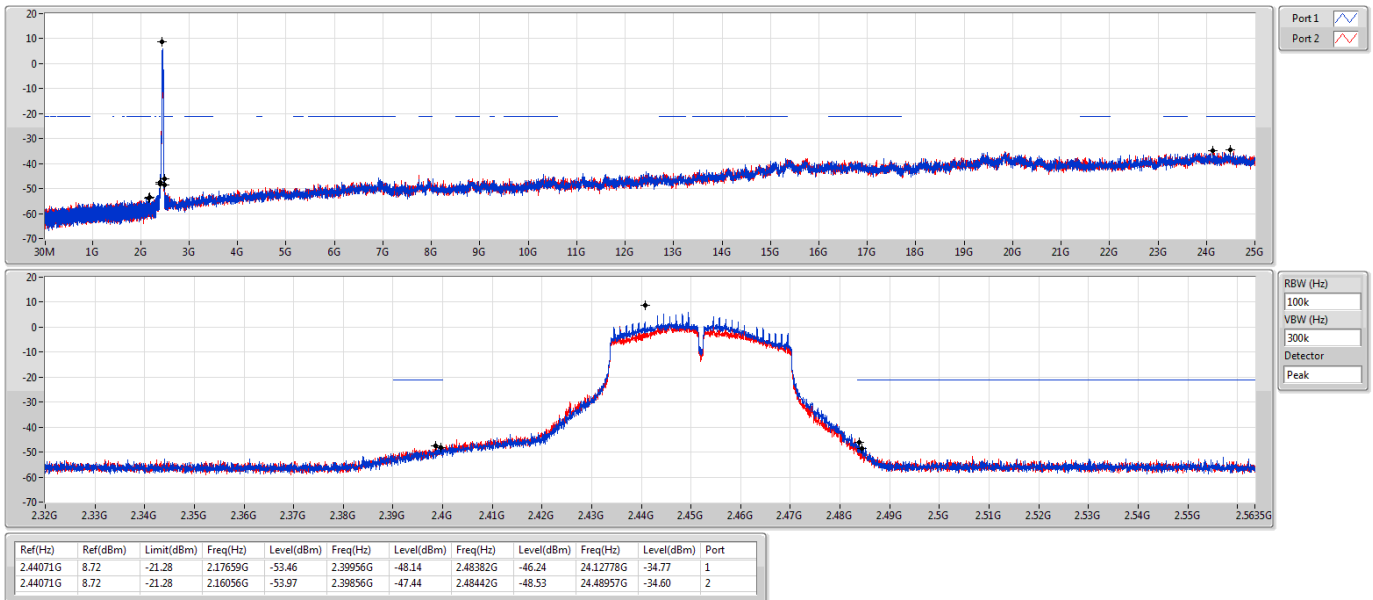
2437MHz



802.11n HT40\_Nss1,(MCS0)\_2TX

CSE NdB

2452MHz





Summary

Mode	Result	Type	Freq (Hz)	Level (dBuV/m)	Limit (dBuV/m)	Margin (dB)	Dist (m)	Condition	Azimuth (°)	Height (m)	Comments
2.4-2.4835GHz	-	-	-	-	-	-	-	-	-	-	-
802.11n HT40_Nss1,(MCS0)_2TX	Pass	PK	103.72M	36.58	43.50	-6.92	3	Horizontal	360	1.00	-



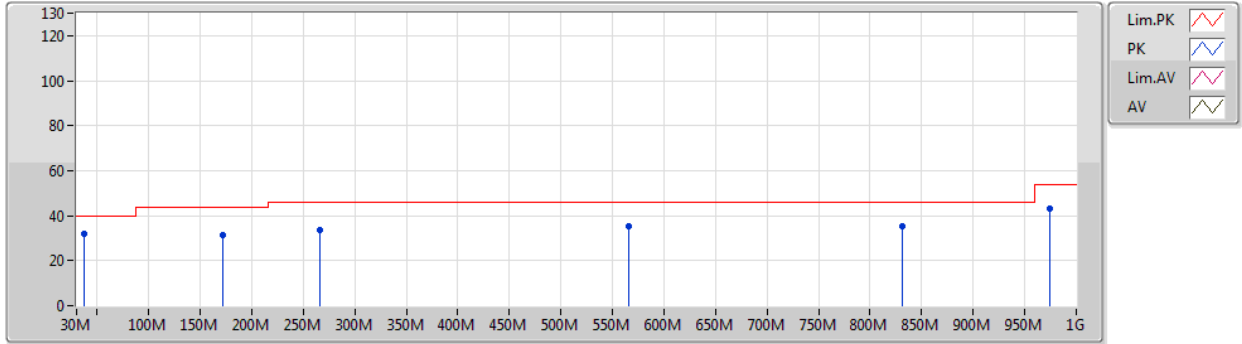
Result

Mode	Result	Type	Freq (Hz)	Level (dBuV/m)	Limit (dBuV/m)	Margin (dB)	Dist (m)	Condition	Azimuth (°)	Height (m)	Comments
802.11n HT40_Nss1,(MCS0)_2TX	-	-	-	-	-	-	-	-	-	-	-
2437MHz	Pass	PK	171.62M	31.47	43.50	-12.03	3	Vertical	0	1.00	-
2437MHz	Pass	PK	266.68M	33.66	46.00	-12.34	3	Vertical	0	1.00	-
2437MHz	Pass	PK	565.44M	35.45	46.00	-10.55	3	Vertical	0	1.00	-
2437MHz	Pass	PK	831.22M	35.13	46.00	-10.87	3	Vertical	0	1.00	-
2437MHz	Pass	PK	974.78M	43.25	54.00	-10.75	3	Vertical	0	1.00	-
2437MHz	Pass	QP	37.9M	32.13	40.00	-7.87	3	Vertical	70	1.00	-
2437MHz	Pass	PK	68.8M	32.14	40.00	-7.86	3	Horizontal	360	1.00	-
2437MHz	Pass	PK	103.72M	36.58	43.50	-6.92	3	Horizontal	360	1.00	-
2437MHz	Pass	PK	342.34M	35.38	46.00	-10.62	3	Horizontal	360	1.00	-
2437MHz	Pass	PK	400.54M	30.53	46.00	-15.47	3	Horizontal	360	1.00	-
2437MHz	Pass	PK	650.8M	34.21	46.00	-11.79	3	Horizontal	360	1.00	-
2437MHz	Pass	PK	831.22M	37.25	46.00	-8.75	3	Horizontal	360	1.00	-

802.11n HT40\_Nss1,(MCS0)\_2TX

08/10/2019

2437MHz\_PoE

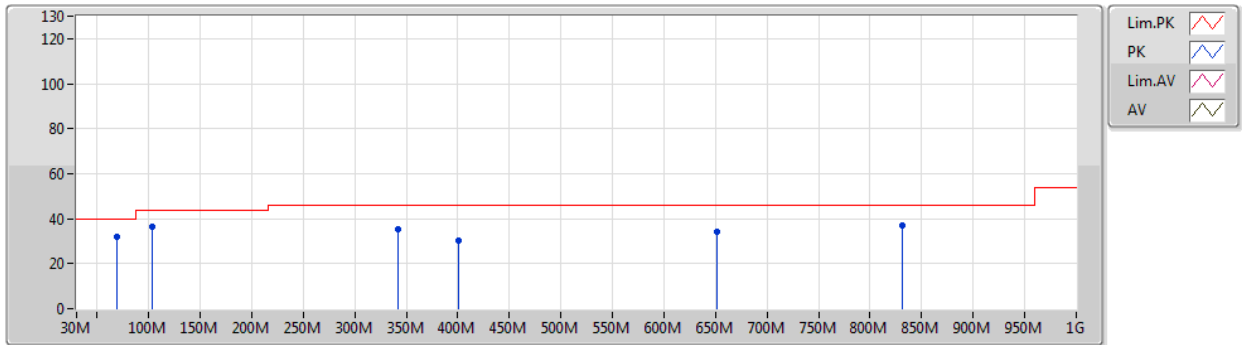


Type	Freq (Hz)	Level (dBuV/m)	Limit (dBuV/m)	Margin (dB)	Factor (dB)	Dist (m)	Condition	Azimuth (°)	Height (m)	Comment	Raw (dBuV)	AF (dB)	CL (dB)	PA (dB)
PK	171.62M	31.47	43.50	-12.03	-20.71	3	Vertical	0	1.00	-	52.18	14.68	1.09	36.48
PK	266.68M	33.66	46.00	-12.34	-16.09	3	Vertical	0	1.00	-	49.75	19.01	1.34	36.44
PK	565.44M	35.45	46.00	-10.55	-10.06	3	Vertical	0	1.00	-	45.51	25.02	2.04	37.12
PK	831.22M	35.13	46.00	-10.87	-7.12	3	Vertical	0	1.00	-	42.25	27.90	2.48	37.50
PK	974.78M	43.25	54.00	-10.75	-4.45	3	Vertical	0	1.00	-	47.70	30.12	2.62	37.19
QP	37.9M	32.13	40.00	-7.87	-17.14	3	Vertical	70	1.00	-	49.27	19.60	0.53	37.27

802.11n HT40\_Nss1,(MCS0)\_2TX

08/10/2019

2437MHz\_PoE



Type	Freq (Hz)	Level (dBuV/m)	Limit (dBuV/m)	Margin (dB)	Factor (dB)	Dist (m)	Condition	Azimuth (°)	Height (m)	Comment	Raw (dBuV)	AF (dB)	CL (dB)	PA (dB)
PK	68.8M	32.14	40.00	-7.86	-25.02	3	Horizontal	360	1.00	-	57.16	11.33	0.67	37.02
PK	103.72M	36.58	43.50	-6.92	-20.43	3	Horizontal	360	1.00	-	57.01	15.52	0.82	36.77
PK	342.34M	35.38	46.00	-10.62	-15.59	3	Horizontal	360	1.00	-	50.97	19.39	1.56	36.54
PK	400.54M	30.53	46.00	-15.47	-13.87	3	Horizontal	360	1.00	-	44.40	21.09	1.67	36.63
PK	650.8M	34.21	46.00	-11.79	-9.50	3	Horizontal	360	1.00	-	43.71	25.59	2.20	37.29
PK	831.22M	37.25	46.00	-8.75	-7.12	3	Horizontal	360	1.00	-	44.37	27.90	2.48	37.50



Summary

Mode	Result	Type	Freq (Hz)	Level (dBuV/m)	Limit (dBuV/m)	Margin (dB)	Dist (m)	Condition	Azimuth (°)	Height (m)	Comments
2.4-2.4835GHz	-	-	-	-	-	-	-	-	-	-	-
802.11b_Nss1,(1Mbps)_1TX(Port1)	Pass	AV	4.874G	53.75	54.00	-0.25	3	Vertical	195	2.07	-
802.11b_Nss1,(1Mbps)_1TX(Port2)	Pass	AV	2.3898G	53.37	54.00	-0.63	3	Vertical	359	2.03	-
802.11b_Nss1,(1Mbps)_2TX	Pass	AV	2.3898G	53.68	54.00	-0.32	3	Vertical	11	2.07	-
802.11g_Nss1,(6Mbps)_1TX(Port1)	Pass	AV	2.39G	53.86	54.00	-0.14	3	Vertical	355	1.77	-
802.11g_Nss1,(6Mbps)_1TX(Port2)	Pass	AV	2.3898G	53.59	54.00	-0.41	3	Vertical	356	2.02	-
802.11g_Nss1,(6Mbps)_2TX	Pass	AV	2.3898G	53.63	54.00	-0.37	3	Vertical	345	1.77	-
802.11n HT20_Nss1,(MCS0)_2TX	Pass	AV	2.3898G	53.89	54.00	-0.11	3	Vertical	344	1.50	-
802.11n HT40_Nss1,(MCS0)_2TX	Pass	AV	2.3898G	53.88	54.00	-0.12	3	Vertical	1	1.50	-





Result

Mode	Result	Type	Freq (Hz)	Level (dBuV/m)	Limit (dBuV/m)	Margin (dB)	Dist (m)	Condition	Azimuth (°)	Height (m)	Comments
802.11b_Nss1,(1Mbps)_1TX(Port1)	-	-	-	-	-	-	-	-	-	-	-
2412MHz_TX	Pass	AV	4.82397G	41.07	54.00	-12.93	3	Vertical	195	2.96	-
2412MHz_TX	Pass	PK	4.82382G	51.26	74.00	-22.74	3	Vertical	195	2.96	-
2412MHz_TX	Pass	AV	4.82405G	43.44	54.00	-10.56	3	Horizontal	23	1.50	-
2412MHz_TX	Pass	PK	4.82407G	51.63	74.00	-22.37	3	Horizontal	23	1.50	-
2417MHz_TX	Pass	AV	2.3898G	52.31	54.00	-1.69	3	Vertical	357	1.78	-
2417MHz_TX	Pass	AV	2.4162G	112.90	Inf	-Inf	3	Vertical	357	1.78	-
2417MHz_TX	Pass	AV	2.4835G	47.50	54.00	-6.50	3	Vertical	357	1.78	-
2417MHz_TX	Pass	PK	2.3862G	64.48	74.00	-9.52	3	Vertical	357	1.78	-
2417MHz_TX	Pass	PK	2.4162G	114.98	Inf	-Inf	3	Vertical	357	1.78	-
2417MHz_TX	Pass	PK	2.4858G	60.49	74.00	-13.51	3	Vertical	357	1.78	-
2417MHz_TX	Pass	AV	2.3874G	47.11	54.00	-6.89	3	Horizontal	200	1.50	-
2417MHz_TX	Pass	AV	2.4162G	98.40	Inf	-Inf	3	Horizontal	200	1.50	-
2417MHz_TX	Pass	AV	2.4998G	47.19	54.00	-6.81	3	Horizontal	200	1.50	-
2417MHz_TX	Pass	PK	2.3382G	60.12	74.00	-13.88	3	Horizontal	200	1.50	-
2417MHz_TX	Pass	PK	2.4162G	100.79	Inf	-Inf	3	Horizontal	200	1.50	-
2417MHz_TX	Pass	PK	2.4898G	61.10	74.00	-12.90	3	Horizontal	200	1.50	-
2437MHz_TX	Pass	AV	2.3894G	53.12	54.00	-0.88	3	Vertical	4	1.74	-
2437MHz_TX	Pass	AV	2.4362G	113.25	Inf	-Inf	3	Vertical	4	1.74	-
2437MHz_TX	Pass	AV	2.4835G	50.44	54.00	-3.56	3	Vertical	4	1.74	-
2437MHz_TX	Pass	PK	2.3898G	65.74	74.00	-8.26	3	Vertical	4	1.74	-
2437MHz_TX	Pass	PK	2.4378G	115.43	Inf	-Inf	3	Vertical	4	1.74	-
2437MHz_TX	Pass	PK	2.4846G	61.79	74.00	-12.21	3	Vertical	4	1.74	-
2437MHz_TX	Pass	AV	2.3898G	47.19	54.00	-6.81	3	Horizontal	203	1.65	-
2437MHz_TX	Pass	AV	2.4378G	99.33	Inf	-Inf	3	Horizontal	203	1.65	-
2437MHz_TX	Pass	AV	2.4998G	47.09	54.00	-6.91	3	Horizontal	203	1.65	-
2437MHz_TX	Pass	PK	2.3834G	59.92	74.00	-14.08	3	Horizontal	203	1.65	-
2437MHz_TX	Pass	PK	2.4378G	101.65	Inf	-Inf	3	Horizontal	203	1.65	-
2437MHz_TX	Pass	PK	2.4874G	60.11	74.00	-13.89	3	Horizontal	203	1.65	-
2437MHz_TX	Pass	AV	4.874G	53.75	54.00	-0.25	3	Vertical	195	2.07	-
2437MHz_TX	Pass	AV	7.31178G	42.44	54.00	-11.56	3	Vertical	141	2.71	-
2437MHz_TX	Pass	PK	4.87399G	57.03	74.00	-16.97	3	Vertical	195	2.07	-
2437MHz_TX	Pass	PK	7.31196G	55.19	74.00	-18.81	3	Vertical	141	2.71	-
2437MHz_TX	Pass	AV	4.87403G	51.52	54.00	-2.48	3	Horizontal	149	1.35	-
2437MHz_TX	Pass	AV	7.31238G	40.99	54.00	-13.01	3	Horizontal	294	1.50	-
2437MHz_TX	Pass	PK	4.87398G	55.63	74.00	-18.37	3	Horizontal	149	1.35	-
2437MHz_TX	Pass	PK	7.31142G	54.48	74.00	-19.52	3	Horizontal	294	1.50	-
2462MHz_TX	Pass	AV	2.3896G	49.13	54.00	-4.87	3	Vertical	0	1.74	-
2462MHz_TX	Pass	AV	2.4612G	112.53	Inf	-Inf	3	Vertical	0	1.74	-
2462MHz_TX	Pass	AV	2.4864G	50.92	54.00	-3.08	3	Vertical	0	1.74	-
2462MHz_TX	Pass	PK	2.39G	62.89	74.00	-11.11	3	Vertical	0	1.74	-
2462MHz_TX	Pass	PK	2.4612G	114.58	Inf	-Inf	3	Vertical	0	1.74	-
2462MHz_TX	Pass	PK	2.486G	62.64	74.00	-11.36	3	Vertical	0	1.74	-
2462MHz_TX	Pass	AV	2.3732G	46.76	54.00	-7.24	3	Horizontal	341	1.50	-
2462MHz_TX	Pass	AV	2.4612G	97.57	Inf	-Inf	3	Horizontal	341	1.50	-
2462MHz_TX	Pass	AV	2.486G	46.96	54.00	-7.04	3	Horizontal	341	1.50	-
2462MHz_TX	Pass	PK	2.3732G	59.90	74.00	-14.10	3	Horizontal	341	1.50	-
2462MHz_TX	Pass	PK	2.4612G	99.70	Inf	-Inf	3	Horizontal	341	1.50	-



Mode	Result	Type	Freq (Hz)	Level (dBuV/m)	Limit (dBuV/m)	Margin (dB)	Dist (m)	Condition	Azimuth (°)	Height (m)	Comments
2462MHz_TX	Pass	PK	2.492G	59.45	74.00	-14.55	3	Horizontal	341	1.50	-
2462MHz_TX	Pass	AV	4.92402G	52.59	54.00	-1.41	3	Vertical	157	1.72	-
2462MHz_TX	Pass	AV	7.3848G	42.29	54.00	-11.71	3	Vertical	142	2.71	-
2462MHz_TX	Pass	PK	4.92405G	56.79	74.00	-17.21	3	Vertical	157	1.72	-
2462MHz_TX	Pass	PK	7.38474G	55.05	74.00	-18.95	3	Vertical	142	2.71	-
2462MHz_TX	Pass	AV	4.92402G	53.12	54.00	-0.88	3	Horizontal	280	1.68	-
2462MHz_TX	Pass	AV	7.37124G	40.78	54.00	-13.22	3	Horizontal	324	2.20	-
2462MHz_TX	Pass	PK	4.92393G	57.29	74.00	-16.71	3	Horizontal	280	1.68	-
2462MHz_TX	Pass	PK	7.38132G	54.07	74.00	-19.93	3	Horizontal	324	2.20	-
802.11b_Nss1,(1Mbps)_1TX(Port2)	-	-	-	-	-	-	-	-	-	-	-
2412MHz_TX	Pass	AV	2.3888G	50.70	54.00	-3.30	3	Vertical	356	2.17	-
2412MHz_TX	Pass	AV	2.4112G	112.40	Inf	-Inf	3	Vertical	356	2.17	-
2412MHz_TX	Pass	AV	2.4852G	47.19	54.00	-6.81	3	Vertical	356	2.17	-
2412MHz_TX	Pass	PK	2.3888G	62.89	74.00	-11.11	3	Vertical	356	2.17	-
2412MHz_TX	Pass	PK	2.4128G	114.53	Inf	-Inf	3	Vertical	356	2.17	-
2412MHz_TX	Pass	PK	2.484G	60.41	74.00	-13.59	3	Vertical	356	2.17	-
2412MHz_TX	Pass	PK	2.3636G	60.37	74.00	-13.63	3	Horizontal	284	2.05	-
2412MHz_TX	Pass	AV	2.3256G	46.99	54.00	-7.01	3	Horizontal	284	2.05	-
2412MHz_TX	Pass	PK	2.4128G	103.39	Inf	-Inf	3	Horizontal	284	2.05	-
2412MHz_TX	Pass	AV	2.4112G	101.29	Inf	-Inf	3	Horizontal	284	2.05	-
2412MHz_TX	Pass	PK	2.4888G	60.07	74.00	-13.93	3	Horizontal	284	2.05	-
2412MHz_TX	Pass	AV	2.4968G	47.13	54.00	-6.87	3	Horizontal	284	2.05	-
2437MHz_TX	Pass	AV	2.3898G	53.37	54.00	-0.63	3	Vertical	359	2.03	-
2437MHz_TX	Pass	AV	2.4362G	113.93	Inf	-Inf	3	Vertical	359	2.03	-
2437MHz_TX	Pass	AV	2.4835G	49.47	54.00	-4.53	3	Vertical	359	2.03	-
2437MHz_TX	Pass	PK	2.3894G	65.73	74.00	-8.27	3	Vertical	359	2.03	-
2437MHz_TX	Pass	PK	2.4362G	116.03	Inf	-Inf	3	Vertical	359	2.03	-
2437MHz_TX	Pass	PK	2.4835G	62.29	74.00	-11.71	3	Vertical	359	2.03	-
2437MHz_TX	Pass	AV	2.3898G	47.39	54.00	-6.61	3	Horizontal	41	2.22	-
2437MHz_TX	Pass	AV	2.4362G	104.30	Inf	-Inf	3	Horizontal	41	2.22	-
2437MHz_TX	Pass	AV	2.4842G	47.20	54.00	-6.80	3	Horizontal	41	2.22	-
2437MHz_TX	Pass	PK	2.3754G	60.00	74.00	-14.00	3	Horizontal	41	2.22	-
2437MHz_TX	Pass	PK	2.4362G	106.41	Inf	-Inf	3	Horizontal	41	2.22	-
2437MHz_TX	Pass	PK	2.497G	60.38	74.00	-13.62	3	Horizontal	41	2.22	-
2437MHz_TX	Pass	AV	4.87403G	47.52	54.00	-6.48	3	Vertical	330	1.39	-
2437MHz_TX	Pass	AV	7.31004G	42.61	54.00	-11.39	3	Vertical	31	1.19	-
2437MHz_TX	Pass	PK	4.87404G	53.59	74.00	-20.41	3	Vertical	330	1.39	-
2437MHz_TX	Pass	PK	7.31172G	54.99	74.00	-19.01	3	Vertical	31	1.19	-
2437MHz_TX	Pass	AV	4.87401G	44.76	54.00	-9.24	3	Horizontal	145	1.50	-
2437MHz_TX	Pass	AV	7.31008G	43.08	54.00	-10.92	3	Horizontal	41	2.01	-
2437MHz_TX	Pass	PK	4.87399G	52.27	74.00	-21.73	3	Horizontal	145	1.50	-
2437MHz_TX	Pass	PK	7.31058G	55.55	74.00	-18.45	3	Horizontal	41	2.01	-
2462MHz_TX	Pass	AV	2.3896G	49.42	54.00	-4.58	3	Vertical	357	1.70	-
2462MHz_TX	Pass	AV	2.4612G	115.09	Inf	-Inf	3	Vertical	357	1.70	-
2462MHz_TX	Pass	AV	2.4835G	52.86	54.00	-1.14	3	Vertical	357	1.70	-
2462MHz_TX	Pass	PK	2.39G	62.36	74.00	-11.64	3	Vertical	357	1.70	-
2462MHz_TX	Pass	PK	2.4612G	117.51	Inf	-Inf	3	Vertical	357	1.70	-
2462MHz_TX	Pass	PK	2.4848G	63.20	74.00	-10.80	3	Vertical	357	1.70	-
2462MHz_TX	Pass	AV	2.3876G	46.89	54.00	-7.11	3	Horizontal	48	2.69	-



Mode	Result	Type	Freq (Hz)	Level (dBuV/m)	Limit (dBuV/m)	Margin (dB)	Dist (m)	Condition	Azimuth (°)	Height (m)	Comments
2462MHz_TX	Pass	AV	2.4612G	105.62	Inf	-Inf	3	Horizontal	48	2.69	-
2462MHz_TX	Pass	AV	2.4835G	47.57	54.00	-6.43	3	Horizontal	48	2.69	-
2462MHz_TX	Pass	PK	2.362G	59.40	74.00	-14.60	3	Horizontal	48	2.69	-
2462MHz_TX	Pass	PK	2.4612G	107.82	Inf	-Inf	3	Horizontal	48	2.69	-
2462MHz_TX	Pass	PK	2.4835G	60.09	74.00	-13.91	3	Horizontal	48	2.69	-
2462MHz_TX	Pass	AV	4.92402G	53.25	54.00	-0.75	3	Vertical	174	1.93	-
2462MHz_TX	Pass	AV	7.38532G	42.02	54.00	-11.98	3	Vertical	31	1.31	-
2462MHz_TX	Pass	PK	4.92397G	56.88	74.00	-17.12	3	Vertical	174	1.93	-
2462MHz_TX	Pass	PK	7.38538G	55.13	74.00	-18.87	3	Vertical	31	1.31	-
2462MHz_TX	Pass	AV	4.92402G	47.91	54.00	-6.09	3	Horizontal	297	1.79	-
2462MHz_TX	Pass	AV	7.38702G	44.08	54.00	-9.92	3	Horizontal	26	1.61	-
2462MHz_TX	Pass	PK	4.92398G	53.75	74.00	-20.25	3	Horizontal	297	1.79	-
2462MHz_TX	Pass	PK	7.3854G	54.84	74.00	-19.16	3	Horizontal	26	1.61	-
802.11b_Nss1_(1Mbps)_2TX	-	-	-	-	-	-	-	-	-	-	-
2412MHz_TX	Pass	AV	2.3888G	53.39	54.00	-0.61	3	Vertical	347	1.50	-
2412MHz_TX	Pass	AV	2.4112G	115.75	Inf	-Inf	3	Vertical	347	1.50	-
2412MHz_TX	Pass	PK	2.3882G	67.17	74.00	-6.83	3	Vertical	347	1.50	-
2412MHz_TX	Pass	PK	2.4112G	118.05	Inf	-Inf	3	Vertical	347	1.50	-
2412MHz_TX	Pass	AV	2.3896G	47.37	54.00	-6.63	3	Horizontal	202	1.50	-
2412MHz_TX	Pass	AV	2.4112G	101.78	Inf	-Inf	3	Horizontal	202	1.50	-
2412MHz_TX	Pass	PK	2.3898G	60.71	74.00	-13.29	3	Horizontal	202	1.50	-
2412MHz_TX	Pass	PK	2.411G	103.92	Inf	-Inf	3	Horizontal	202	1.50	-
2412MHz_TX	Pass	AV	4.82401G	43.00	54.00	-11.00	3	Vertical	46	1.76	-
2412MHz_TX	Pass	PK	4.82397G	50.41	74.00	-23.59	3	Vertical	46	1.76	-
2412MHz_TX	Pass	AV	4.82401G	52.99	54.00	-1.01	3	Horizontal	145	1.17	-
2412MHz_TX	Pass	PK	4.82391G	55.80	74.00	-18.20	3	Horizontal	145	1.17	-
2437MHz_TX	Pass	AV	2.3898G	53.68	54.00	-0.32	3	Vertical	11	2.07	-
2437MHz_TX	Pass	AV	2.4354G	112.45	Inf	-Inf	3	Vertical	11	2.07	-
2437MHz_TX	Pass	AV	2.4835G	48.76	54.00	-5.24	3	Vertical	11	2.07	-
2437MHz_TX	Pass	PK	2.3898G	65.92	74.00	-8.08	3	Vertical	11	2.07	-
2437MHz_TX	Pass	PK	2.4342G	114.37	Inf	-Inf	3	Vertical	11	2.07	-
2437MHz_TX	Pass	PK	2.4835G	60.57	74.00	-13.43	3	Vertical	11	2.07	-
2437MHz_TX	Pass	AV	2.3898G	47.85	54.00	-6.15	3	Horizontal	208	1.21	-
2437MHz_TX	Pass	AV	2.4362G	103.08	Inf	-Inf	3	Horizontal	208	1.21	-
2437MHz_TX	Pass	AV	2.4998G	47.56	54.00	-6.44	3	Horizontal	208	1.21	-
2437MHz_TX	Pass	PK	2.3666G	60.72	74.00	-13.28	3	Horizontal	208	1.21	-
2437MHz_TX	Pass	PK	2.4362G	105.17	Inf	-Inf	3	Horizontal	208	1.21	-
2437MHz_TX	Pass	PK	2.4982G	60.24	74.00	-13.76	3	Horizontal	208	1.21	-
2437MHz_TX	Pass	AV	4.87401G	44.46	54.00	-9.54	3	Vertical	271	1.50	-
2437MHz_TX	Pass	AV	7.31232G	41.77	54.00	-12.23	3	Vertical	42	2.02	-
2437MHz_TX	Pass	PK	4.87382G	52.74	74.00	-21.26	3	Vertical	271	1.50	-
2437MHz_TX	Pass	PK	7.30938G	55.13	74.00	-18.87	3	Vertical	42	2.02	-
2437MHz_TX	Pass	AV	4.87402G	49.39	54.00	-4.61	3	Horizontal	143	1.50	-
2437MHz_TX	Pass	AV	7.3101G	41.96	54.00	-12.04	3	Horizontal	46	2.09	-
2437MHz_TX	Pass	PK	4.874G	54.41	74.00	-19.59	3	Horizontal	143	1.50	-
2437MHz_TX	Pass	PK	7.31023G	55.02	74.00	-18.98	3	Horizontal	46	2.09	-
2462MHz_TX	Pass	AV	2.4628G	116.41	Inf	-Inf	3	Vertical	14	1.71	-
2462MHz_TX	Pass	AV	2.4862G	52.37	54.00	-1.63	3	Vertical	14	1.71	-
2462MHz_TX	Pass	PK	2.4628G	119.32	Inf	-Inf	3	Vertical	14	1.71	-



Mode	Result	Type	Freq (Hz)	Level (dBuV/m)	Limit (dBuV/m)	Margin (dB)	Dist (m)	Condition	Azimuth (°)	Height (m)	Comments
2462MHz_TX	Pass	PK	2.4848G	64.10	74.00	-9.90	3	Vertical	14	1.71	-
2462MHz_TX	Pass	AV	2.4612G	100.68	Inf	-Inf	3	Horizontal	351	1.49	-
2462MHz_TX	Pass	AV	2.4862G	46.83	54.00	-7.17	3	Horizontal	351	1.49	-
2462MHz_TX	Pass	PK	2.461G	103.06	Inf	-Inf	3	Horizontal	351	1.49	-
2462MHz_TX	Pass	PK	2.4952G	59.92	74.00	-14.08	3	Horizontal	351	1.49	-
2462MHz_TX	Pass	AV	4.92398G	53.57	54.00	-0.43	3	Vertical	339	1.68	-
2462MHz_TX	Pass	AV	7.38674G	42.64	54.00	-11.36	3	Vertical	343	2.57	-
2462MHz_TX	Pass	PK	4.92397G	57.43	74.00	-16.57	3	Vertical	339	1.68	-
2462MHz_TX	Pass	PK	7.38454G	54.87	74.00	-19.13	3	Vertical	343	2.57	-
2462MHz_TX	Pass	AV	4.92401G	52.70	54.00	-1.30	3	Horizontal	142	1.50	-
2462MHz_TX	Pass	AV	7.38512G	43.43	54.00	-10.57	3	Horizontal	27	1.50	-
2462MHz_TX	Pass	PK	4.92396G	56.91	74.00	-17.09	3	Horizontal	142	1.50	-
2462MHz_TX	Pass	PK	7.385G	55.96	74.00	-18.04	3	Horizontal	27	1.50	-
802.11g_Nss1,(6Mbps)_1TX(Port1)	-	-	-	-	-	-	-	-	-	-	-
2412MHz_TX	Pass	AV	2.3898G	53.03	54.00	-0.97	3	Vertical	354	1.73	-
2412MHz_TX	Pass	AV	2.4108G	106.27	Inf	-Inf	3	Vertical	354	1.73	-
2412MHz_TX	Pass	PK	2.39G	66.78	74.00	-7.22	3	Vertical	354	1.73	-
2412MHz_TX	Pass	PK	2.4148G	116.23	Inf	-Inf	3	Vertical	354	1.73	-
2412MHz_TX	Pass	AV	2.39G	47.79	54.00	-6.21	3	Horizontal	201	1.50	-
2412MHz_TX	Pass	AV	2.413G	91.51	Inf	-Inf	3	Horizontal	201	1.50	-
2412MHz_TX	Pass	PK	2.3756G	61.13	74.00	-12.87	3	Horizontal	201	1.50	-
2412MHz_TX	Pass	PK	2.4142G	101.12	Inf	-Inf	3	Horizontal	201	1.50	-
2412MHz_TX	Pass	AV	4.82694G	42.38	54.00	-11.62	3	Vertical	190	1.49	-
2412MHz_TX	Pass	PK	4.82976G	57.47	74.00	-16.53	3	Vertical	190	1.49	-
2412MHz_TX	Pass	AV	4.82796G	41.08	54.00	-12.92	3	Horizontal	145	1.14	-
2412MHz_TX	Pass	PK	4.82964G	56.09	74.00	-17.91	3	Horizontal	145	1.14	-
2417MHz_TX	Pass	AV	2.39G	53.86	54.00	-0.14	3	Vertical	355	1.77	-
2417MHz_TX	Pass	AV	2.416G	107.14	Inf	-Inf	3	Vertical	355	1.77	-
2417MHz_TX	Pass	PK	2.3896G	67.18	74.00	-6.82	3	Vertical	355	1.77	-
2417MHz_TX	Pass	PK	2.4152G	116.96	Inf	-Inf	3	Vertical	355	1.77	-
2417MHz_TX	Pass	AV	2.388G	48.03	54.00	-5.97	3	Horizontal	198	1.50	-
2417MHz_TX	Pass	AV	2.415G	92.14	Inf	-Inf	3	Horizontal	198	1.50	-
2417MHz_TX	Pass	PK	2.3874G	60.82	74.00	-13.18	3	Horizontal	198	1.50	-
2417MHz_TX	Pass	PK	2.415G	101.48	Inf	-Inf	3	Horizontal	198	1.50	-
2437MHz_TX	Pass	AV	2.3898G	53.43	54.00	-0.57	3	Vertical	0	1.50	-
2437MHz_TX	Pass	AV	2.4382G	107.13	Inf	-Inf	3	Vertical	0	1.50	-
2437MHz_TX	Pass	AV	2.4838G	51.04	54.00	-2.96	3	Vertical	0	1.50	-
2437MHz_TX	Pass	PK	2.3886G	65.91	74.00	-8.09	3	Vertical	0	1.50	-
2437MHz_TX	Pass	PK	2.441G	116.95	Inf	-Inf	3	Vertical	0	1.50	-
2437MHz_TX	Pass	PK	2.4842G	63.23	74.00	-10.77	3	Vertical	0	1.50	-
2437MHz_TX	Pass	AV	2.3878G	47.77	54.00	-6.23	3	Horizontal	200	1.63	-
2437MHz_TX	Pass	AV	2.4378G	93.77	Inf	-Inf	3	Horizontal	200	1.63	-
2437MHz_TX	Pass	AV	2.4998G	48.00	54.00	-6.00	3	Horizontal	200	1.63	-
2437MHz_TX	Pass	PK	2.341G	60.98	74.00	-13.02	3	Horizontal	200	1.63	-
2437MHz_TX	Pass	PK	2.4398G	104.36	Inf	-Inf	3	Horizontal	200	1.63	-
2437MHz_TX	Pass	PK	2.4898G	60.50	74.00	-13.50	3	Horizontal	200	1.63	-
2437MHz_TX	Pass	AV	4.88072G	36.55	54.00	-17.45	3	Vertical	68	2.04	-
2437MHz_TX	Pass	AV	7.31988G	42.03	54.00	-11.97	3	Vertical	106	1.36	-
2437MHz_TX	Pass	PK	4.87274G	49.70	74.00	-24.30	3	Vertical	68	2.04	-



Mode	Result	Type	Freq (Hz)	Level (dBuV/m)	Limit (dBuV/m)	Margin (dB)	Dist (m)	Condition	Azimuth (°)	Height (m)	Comments
2437MHz_TX	Pass	PK	7.31538G	54.36	74.00	-19.64	3	Vertical	106	1.36	-
2437MHz_TX	Pass	AV	4.87274G	40.68	54.00	-13.32	3	Horizontal	142	1.00	-
2437MHz_TX	Pass	AV	7.31562G	42.07	54.00	-11.93	3	Horizontal	317	1.23	-
2437MHz_TX	Pass	PK	4.8698G	55.40	74.00	-18.60	3	Horizontal	142	1.00	-
2437MHz_TX	Pass	PK	7.32288G	55.06	74.00	-18.94	3	Horizontal	317	1.23	-
2457MHz_TX	Pass	AV	2.4556G	106.88	Inf	-Inf	3	Vertical	355	1.70	-
2457MHz_TX	Pass	AV	2.4835G	53.80	54.00	-0.20	3	Vertical	355	1.70	-
2457MHz_TX	Pass	PK	2.4598G	116.47	Inf	-Inf	3	Vertical	355	1.70	-
2457MHz_TX	Pass	PK	2.4838G	69.82	74.00	-4.18	3	Vertical	355	1.70	-
2457MHz_TX	Pass	AV	2.454G	92.55	Inf	-Inf	3	Horizontal	347	1.67	-
2457MHz_TX	Pass	AV	2.4835G	47.88	54.00	-6.12	3	Horizontal	347	1.67	-
2457MHz_TX	Pass	PK	2.4548G	102.04	Inf	-Inf	3	Horizontal	347	1.67	-
2457MHz_TX	Pass	PK	2.4878G	60.91	74.00	-13.09	3	Horizontal	347	1.67	-
2462MHz_TX	Pass	AV	2.46G	105.23	Inf	-Inf	3	Vertical	57	1.92	-
2462MHz_TX	Pass	AV	2.4835G	53.06	54.00	-0.94	3	Vertical	57	1.92	-
2462MHz_TX	Pass	PK	2.4602G	115.18	Inf	-Inf	3	Vertical	57	1.92	-
2462MHz_TX	Pass	PK	2.4835G	72.47	74.00	-1.53	3	Vertical	57	1.92	-
2462MHz_TX	Pass	AV	2.4598G	89.47	Inf	-Inf	3	Horizontal	338	1.50	-
2462MHz_TX	Pass	AV	2.4838G	47.83	54.00	-6.17	3	Horizontal	338	1.50	-
2462MHz_TX	Pass	PK	2.4602G	99.43	Inf	-Inf	3	Horizontal	338	1.50	-
2462MHz_TX	Pass	PK	2.487G	59.81	74.00	-14.19	3	Horizontal	338	1.50	-
2462MHz_TX	Pass	AV	4.9282G	37.72	54.00	-16.28	3	Vertical	153	1.67	-
2462MHz_TX	Pass	AV	7.39818G	41.79	54.00	-12.21	3	Vertical	125	2.24	-
2462MHz_TX	Pass	PK	4.92454G	51.01	74.00	-22.99	3	Vertical	153	1.67	-
2462MHz_TX	Pass	PK	7.39176G	54.81	74.00	-19.19	3	Vertical	125	2.24	-
2462MHz_TX	Pass	AV	4.92706G	36.46	54.00	-17.54	3	Horizontal	213	1.42	-
2462MHz_TX	Pass	AV	7.37232G	41.67	54.00	-12.33	3	Horizontal	147	2.16	-
2462MHz_TX	Pass	PK	4.92394G	49.33	74.00	-24.67	3	Horizontal	231	1.42	-
2462MHz_TX	Pass	PK	7.38444G	54.50	74.00	-19.50	3	Horizontal	147	2.16	-
802.11g_Nss1,(6Mbps)_1TX(Port2)	-	-	-	-	-	-	-	-	-	-	-
2412MHz_TX	Pass	AV	2.39G	53.26	54.00	-0.74	3	Vertical	355	2.21	-
2412MHz_TX	Pass	AV	2.411G	106.38	Inf	-Inf	3	Vertical	355	2.21	-
2412MHz_TX	Pass	PK	2.3898G	66.28	74.00	-7.72	3	Vertical	355	2.21	-
2412MHz_TX	Pass	PK	2.414G	116.04	Inf	-Inf	3	Vertical	355	2.21	-
2412MHz_TX	Pass	AV	2.39G	48.03	54.00	-5.97	3	Horizontal	42	2.96	-
2412MHz_TX	Pass	AV	2.4138G	96.11	Inf	-Inf	3	Horizontal	42	2.96	-
2412MHz_TX	Pass	PK	2.3892G	61.76	74.00	-12.24	3	Horizontal	42	2.96	-
2412MHz_TX	Pass	PK	2.4146G	106.84	Inf	-Inf	3	Horizontal	42	2.96	-
2412MHz_TX	Pass	AV	4.82406G	37.94	54.00	-16.06	3	Vertical	175	1.72	-
2412MHz_TX	Pass	PK	4.82628G	51.03	74.00	-22.97	3	Vertical	175	1.72	-
2412MHz_TX	Pass	AV	4.82118G	37.55	54.00	-16.45	3	Horizontal	94	1.93	-
2412MHz_TX	Pass	PK	4.82622G	50.37	74.00	-23.63	3	Horizontal	94	1.93	-
2437MHz_TX	Pass	AV	2.3898G	53.59	54.00	-0.41	3	Vertical	356	2.02	-
2437MHz_TX	Pass	AV	2.4358G	106.93	Inf	-Inf	3	Vertical	356	2.02	-
2437MHz_TX	Pass	AV	2.4846G	50.86	54.00	-3.14	3	Vertical	356	2.02	-
2437MHz_TX	Pass	PK	2.3898G	65.17	74.00	-8.83	3	Vertical	356	2.02	-
2437MHz_TX	Pass	PK	2.4398G	117.10	Inf	-Inf	3	Vertical	356	2.02	-
2437MHz_TX	Pass	PK	2.4838G	62.68	74.00	-11.32	3	Vertical	356	2.02	-
2437MHz_TX	Pass	AV	2.3898G	47.86	54.00	-6.14	3	Horizontal	39	2.22	-



Mode	Result	Type	Freq (Hz)	Level (dBuV/m)	Limit (dBuV/m)	Margin (dB)	Dist (m)	Condition	Azimuth (°)	Height (m)	Comments
2437MHz_TX	Pass	AV	2.435G	96.92	Inf	-Inf	3	Horizontal	39	2.22	-
2437MHz_TX	Pass	AV	2.4835G	47.95	54.00	-6.05	3	Horizontal	39	2.22	-
2437MHz_TX	Pass	PK	2.3894G	60.57	74.00	-13.43	3	Horizontal	39	2.22	-
2437MHz_TX	Pass	PK	2.4394G	106.94	Inf	-Inf	3	Horizontal	39	2.22	-
2437MHz_TX	Pass	PK	2.4994G	60.46	74.00	-13.54	3	Horizontal	39	2.22	-
2437MHz_TX	Pass	AV	4.87538G	38.99	54.00	-15.01	3	Vertical	167	1.80	-
2437MHz_TX	Pass	AV	7.31454G	42.13	54.00	-11.87	3	Vertical	303	2.33	-
2437MHz_TX	Pass	PK	4.87538G	52.45	74.00	-21.55	3	Vertical	167	1.80	-
2437MHz_TX	Pass	PK	7.31286G	55.46	74.00	-18.54	3	Vertical	303	2.33	-
2437MHz_TX	Pass	AV	4.87442G	37.78	54.00	-16.22	3	Horizontal	25	2.21	-
2437MHz_TX	Pass	AV	7.31622G	42.03	54.00	-11.97	3	Horizontal	216	1.28	-
2437MHz_TX	Pass	PK	4.87946G	50.32	74.00	-23.68	3	Horizontal	25	2.21	-
2437MHz_TX	Pass	PK	7.31292G	54.75	74.00	-19.25	3	Horizontal	216	1.28	-
2457MHz_TX	Pass	AV	2.4554G	107.73	Inf	-Inf	3	Vertical	359	2.12	-
2457MHz_TX	Pass	AV	2.4835G	51.98	54.00	-2.02	3	Vertical	359	2.12	-
2457MHz_TX	Pass	PK	2.4552G	117.30	Inf	-Inf	3	Vertical	359	2.12	-
2457MHz_TX	Pass	PK	2.4838G	67.79	74.00	-6.21	3	Vertical	359	2.12	-
2457MHz_TX	Pass	AV	2.456G	97.36	Inf	-Inf	3	Horizontal	37	2.42	-
2457MHz_TX	Pass	AV	2.4836G	48.16	54.00	-5.84	3	Horizontal	37	2.42	-
2457MHz_TX	Pass	PK	2.4572G	106.99	Inf	-Inf	3	Horizontal	37	2.42	-
2457MHz_TX	Pass	PK	2.4838G	60.42	74.00	-13.58	3	Horizontal	37	2.42	-
2462MHz_TX	Pass	AV	2.461G	106.21	Inf	-Inf	3	Vertical	359	1.71	-
2462MHz_TX	Pass	AV	2.4835G	53.54	54.00	-0.46	3	Vertical	359	1.71	-
2462MHz_TX	Pass	PK	2.4646G	116.48	Inf	-Inf	3	Vertical	359	1.71	-
2462MHz_TX	Pass	PK	2.484G	71.69	74.00	-2.31	3	Vertical	359	1.71	-
2462MHz_TX	Pass	AV	2.4604G	96.84	Inf	-Inf	3	Horizontal	42	2.68	-
2462MHz_TX	Pass	AV	2.484G	48.36	54.00	-5.64	3	Horizontal	42	2.68	-
2462MHz_TX	Pass	PK	2.4648G	106.98	Inf	-Inf	3	Horizontal	42	2.68	-
2462MHz_TX	Pass	PK	2.4835G	63.23	74.00	-10.77	3	Horizontal	42	2.68	-
2462MHz_TX	Pass	AV	4.92694G	38.96	54.00	-15.04	3	Vertical	167	1.78	-
2462MHz_TX	Pass	AV	7.4007G	41.57	54.00	-12.43	3	Vertical	314	1.48	-
2462MHz_TX	Pass	PK	4.92898G	52.54	74.00	-21.46	3	Vertical	167	1.78	-
2462MHz_TX	Pass	PK	7.3971G	54.01	74.00	-19.99	3	Vertical	314	1.48	-
2462MHz_TX	Pass	AV	4.92862G	36.19	54.00	-17.81	3	Horizontal	43	1.50	-
2462MHz_TX	Pass	AV	7.40058G	41.58	54.00	-12.42	3	Horizontal	103	1.34	-
2462MHz_TX	Pass	PK	4.92766G	48.79	74.00	-25.21	3	Horizontal	43	1.50	-
2462MHz_TX	Pass	PK	7.37856G	54.52	74.00	-19.48	3	Horizontal	103	1.34	-
802.11g_Nss1,(6Mbps)_2TX	-	-	-	-	-	-	-	-	-	-	-
2412MHz_TX	Pass	AV	2.3898G	53.63	54.00	-0.37	3	Vertical	345	1.77	-
2412MHz_TX	Pass	AV	2.4146G	110.13	Inf	-Inf	3	Vertical	345	1.77	-
2412MHz_TX	Pass	PK	2.3892G	68.52	74.00	-5.48	3	Vertical	345	1.77	-
2412MHz_TX	Pass	PK	2.4146G	119.39	Inf	-Inf	3	Vertical	345	1.77	-
2412MHz_TX	Pass	AV	2.39G	48.47	54.00	-5.53	3	Horizontal	298	1.90	-
2412MHz_TX	Pass	AV	2.4126G	101.78	Inf	-Inf	3	Horizontal	298	1.90	-
2412MHz_TX	Pass	PK	2.3696G	61.08	74.00	-12.92	3	Horizontal	298	1.90	-
2412MHz_TX	Pass	PK	2.4124G	110.76	Inf	-Inf	3	Horizontal	298	1.90	-
2412MHz_TX	Pass	AV	4.82402G	37.07	54.00	-16.93	3	Vertical	191	2.92	-
2412MHz_TX	Pass	PK	4.82445G	51.03	74.00	-22.97	3	Vertical	191	2.92	-
2412MHz_TX	Pass	AV	4.8234G	39.52	54.00	-14.48	3	Horizontal	61	2.63	-



Mode	Result	Type	Freq (Hz)	Level (dBuV/m)	Limit (dBuV/m)	Margin (dB)	Dist (m)	Condition	Azimuth (°)	Height (m)	Comments
2412MHz_TX	Pass	PK	4.82438G	53.86	74.00	-20.14	3	Horizontal	61	2.63	-
2437MHz_TX	Pass	AV	2.3898G	53.16	54.00	-0.84	3	Vertical	358	1.50	-
2437MHz_TX	Pass	AV	2.4358G	108.51	Inf	-Inf	3	Vertical	358	1.50	-
2437MHz_TX	Pass	AV	2.4846G	51.57	54.00	-2.43	3	Vertical	358	1.50	-
2437MHz_TX	Pass	PK	2.3878G	64.84	74.00	-9.16	3	Vertical	358	1.50	-
2437MHz_TX	Pass	PK	2.4354G	117.51	Inf	-Inf	3	Vertical	358	1.50	-
2437MHz_TX	Pass	PK	2.485G	63.07	74.00	-10.93	3	Vertical	358	1.50	-
2437MHz_TX	Pass	AV	2.3898G	48.12	54.00	-5.88	3	Horizontal	200	1.50	-
2437MHz_TX	Pass	AV	2.4354G	92.48	Inf	-Inf	3	Horizontal	200	1.50	-
2437MHz_TX	Pass	AV	2.4998G	47.98	54.00	-6.02	3	Horizontal	200	1.50	-
2437MHz_TX	Pass	PK	2.3742G	61.03	74.00	-12.97	3	Horizontal	200	1.50	-
2437MHz_TX	Pass	PK	2.4358G	101.26	Inf	-Inf	3	Horizontal	200	1.50	-
2437MHz_TX	Pass	PK	2.4958G	60.32	74.00	-13.68	3	Horizontal	200	1.50	-
2437MHz_TX	Pass	AV	4.8755G	40.53	54.00	-13.47	3	Vertical	185	1.80	-
2437MHz_TX	Pass	AV	7.31328G	41.84	54.00	-12.16	3	Vertical	94	2.48	-
2437MHz_TX	Pass	PK	4.87502G	54.43	74.00	-19.57	3	Vertical	185	1.80	-
2437MHz_TX	Pass	PK	7.30746G	55.15	74.00	-18.85	3	Vertical	94	2.48	-
2437MHz_TX	Pass	AV	4.87004G	37.68	54.00	-16.32	3	Horizontal	139	1.49	-
2437MHz_TX	Pass	AV	7.32444G	41.82	54.00	-12.18	3	Horizontal	154	2.14	-
2437MHz_TX	Pass	PK	4.87484G	51.30	74.00	-22.70	3	Horizontal	139	1.49	-
2437MHz_TX	Pass	PK	7.31526G	55.05	74.00	-18.95	3	Horizontal	154	2.14	-
2457MHz_TX	Pass	AV	2.389G	45.88	54.00	-8.12	3	Vertical	31	1.50	-
2457MHz_TX	Pass	AV	2.455G	106.07	Inf	-Inf	3	Vertical	31	1.50	-
2457MHz_TX	Pass	AV	2.4835G	48.04	54.00	-5.96	3	Vertical	31	1.50	-
2457MHz_TX	Pass	PK	2.3898G	56.95	74.00	-17.05	3	Vertical	31	1.50	-
2457MHz_TX	Pass	PK	2.4542G	116.20	Inf	-Inf	3	Vertical	31	1.50	-
2457MHz_TX	Pass	PK	2.4838G	66.02	74.00	-7.98	3	Vertical	31	1.50	-
2457MHz_TX	Pass	AV	2.3878G	44.32	54.00	-9.68	3	Horizontal	315	1.73	-
2457MHz_TX	Pass	AV	2.455G	98.40	Inf	-Inf	3	Horizontal	315	1.73	-
2457MHz_TX	Pass	AV	2.4842G	45.46	54.00	-8.54	3	Horizontal	315	1.73	-
2457MHz_TX	Pass	PK	2.3862G	56.15	74.00	-17.85	3	Horizontal	315	1.73	-
2457MHz_TX	Pass	PK	2.4546G	108.11	Inf	-Inf	3	Horizontal	315	1.73	-
2457MHz_TX	Pass	PK	2.4842G	58.61	74.00	-15.39	3	Horizontal	315	1.73	-
2462MHz_TX	Pass	AV	2.4614G	107.87	Inf	-Inf	3	Vertical	10	1.50	-
2462MHz_TX	Pass	AV	2.4844G	50.29	54.00	-3.71	3	Vertical	10	1.50	-
2462MHz_TX	Pass	PK	2.4608G	117.59	Inf	-Inf	3	Vertical	10	1.50	-
2462MHz_TX	Pass	PK	2.4835G	73.51	74.00	-0.49	3	Vertical	10	1.50	-
2462MHz_TX	Pass	AV	2.4614G	99.70	Inf	-Inf	3	Horizontal	306	2.11	-
2462MHz_TX	Pass	AV	2.4835G	48.29	54.00	-5.71	3	Horizontal	306	2.11	-
2462MHz_TX	Pass	PK	2.4614G	109.32	Inf	-Inf	3	Horizontal	306	2.11	-
2462MHz_TX	Pass	PK	2.4848G	63.93	74.00	-10.07	3	Horizontal	306	2.11	-
2462MHz_TX	Pass	AV	4.92429G	36.74	54.00	-17.26	3	Vertical	353	1.07	-
2462MHz_TX	Pass	PK	4.92449G	50.10	74.00	-23.90	3	Vertical	353	1.07	-
2462MHz_TX	Pass	AV	4.92435G	36.32	54.00	-17.68	3	Horizontal	5	2.30	-
2462MHz_TX	Pass	PK	4.92375G	49.40	74.00	-24.60	3	Horizontal	5	2.30	-
802.11n HT20_Nss1.(MCS0)_2TX	-	-	-	-	-	-	-	-	-	-	-
2412MHz_TX	Pass	AV	2.39G	53.58	54.00	-0.42	3	Vertical	18	1.50	-
2412MHz_TX	Pass	AV	2.411G	108.68	Inf	-Inf	3	Vertical	18	1.50	-
2412MHz_TX	Pass	PK	2.3882G	69.41	74.00	-4.59	3	Vertical	18	1.50	-



Mode	Result	Type	Freq (Hz)	Level (dBuV/m)	Limit (dBuV/m)	Margin (dB)	Dist (m)	Condition	Azimuth (°)	Height (m)	Comments
2412MHz_TX	Pass	PK	2.4106G	118.08	Inf	-Inf	3	Vertical	18	1.50	-
2412MHz_TX	Pass	AV	2.3896G	49.29	54.00	-4.71	3	Horizontal	297	1.91	-
2412MHz_TX	Pass	AV	2.4126G	101.75	Inf	-Inf	3	Horizontal	297	1.91	-
2412MHz_TX	Pass	PK	2.3892G	61.47	74.00	-12.53	3	Horizontal	297	1.91	-
2412MHz_TX	Pass	PK	2.4132G	111.40	Inf	-Inf	3	Horizontal	297	1.91	-
2412MHz_TX	Pass	AV	4.82431G	37.64	54.00	-16.36	3	Vertical	202	2.79	-
2412MHz_TX	Pass	PK	4.82431G	51.25	74.00	-22.75	3	Vertical	202	2.79	-
2412MHz_TX	Pass	AV	4.82303G	38.17	54.00	-15.83	3	Horizontal	15	1.50	-
2412MHz_TX	Pass	PK	4.82432G	53.04	74.00	-20.96	3	Horizontal	15	1.50	-
2437MHz_TX	Pass	AV	2.3898G	53.89	54.00	-0.11	3	Vertical	344	1.50	-
2437MHz_TX	Pass	AV	2.4382G	108.91	Inf	-Inf	3	Vertical	344	1.50	-
2437MHz_TX	Pass	AV	2.4835G	52.33	54.00	-1.67	3	Vertical	344	1.50	-
2437MHz_TX	Pass	PK	2.3898G	66.14	74.00	-7.86	3	Vertical	344	1.50	-
2437MHz_TX	Pass	PK	2.439G	118.19	Inf	-Inf	3	Vertical	344	1.50	-
2437MHz_TX	Pass	PK	2.4835G	63.87	74.00	-10.13	3	Vertical	344	1.50	-
2437MHz_TX	Pass	AV	2.3898G	48.19	54.00	-5.81	3	Horizontal	298	2.13	-
2437MHz_TX	Pass	AV	2.4378G	101.07	Inf	-Inf	3	Horizontal	298	2.13	-
2437MHz_TX	Pass	AV	2.4846G	48.43	54.00	-5.57	3	Horizontal	298	2.13	-
2437MHz_TX	Pass	PK	2.3542G	61.26	74.00	-12.74	3	Horizontal	298	2.13	-
2437MHz_TX	Pass	PK	2.4382G	111.04	Inf	-Inf	3	Horizontal	298	2.13	-
2437MHz_TX	Pass	PK	2.485G	60.54	74.00	-13.46	3	Horizontal	298	2.13	-
2437MHz_TX	Pass	AV	4.87455G	36.31	54.00	-17.69	3	Vertical	211	1.63	-
2437MHz_TX	Pass	PK	4.87358G	49.60	74.00	-24.40	3	Vertical	211	1.63	-
2437MHz_TX	Pass	AV	4.87381G	36.27	54.00	-17.73	3	Horizontal	94	2.21	-
2437MHz_TX	Pass	PK	4.87341G	49.43	74.00	-24.57	3	Horizontal	94	2.21	-
2457MHz_TX	Pass	AV	2.3894G	45.81	54.00	-8.19	3	Vertical	25	1.49	-
2457MHz_TX	Pass	AV	2.4562G	106.33	Inf	-Inf	3	Vertical	25	1.49	-
2457MHz_TX	Pass	AV	2.4835G	48.27	54.00	-5.73	3	Vertical	25	1.49	-
2457MHz_TX	Pass	PK	2.3886G	58.08	74.00	-15.92	3	Vertical	25	1.49	-
2457MHz_TX	Pass	PK	2.4558G	116.85	Inf	-Inf	3	Vertical	25	1.49	-
2457MHz_TX	Pass	PK	2.4838G	66.89	74.00	-7.11	3	Vertical	25	1.49	-
2457MHz_TX	Pass	AV	2.365G	44.24	54.00	-9.76	3	Horizontal	313	2.72	-
2457MHz_TX	Pass	AV	2.4562G	98.49	Inf	-Inf	3	Horizontal	313	2.72	-
2457MHz_TX	Pass	AV	2.4838G	45.09	54.00	-8.91	3	Horizontal	313	2.72	-
2457MHz_TX	Pass	PK	2.357G	57.46	74.00	-16.54	3	Horizontal	313	2.72	-
2457MHz_TX	Pass	PK	2.4566G	108.87	Inf	-Inf	3	Horizontal	313	2.72	-
2457MHz_TX	Pass	PK	2.4854G	57.60	74.00	-16.40	3	Horizontal	313	2.72	-
2462MHz_TX	Pass	AV	2.4608G	108.36	Inf	-Inf	3	Vertical	16	1.09	-
2462MHz_TX	Pass	AV	2.4835G	51.66	54.00	-2.34	3	Vertical	16	1.09	-
2462MHz_TX	Pass	PK	2.461G	118.03	Inf	-Inf	3	Vertical	16	1.09	-
2462MHz_TX	Pass	PK	2.4846G	73.70	74.00	-0.30	3	Vertical	16	1.09	-
2462MHz_TX	Pass	AV	2.461G	100.21	Inf	-Inf	3	Horizontal	309	2.09	-
2462MHz_TX	Pass	AV	2.4846G	48.41	54.00	-5.59	3	Horizontal	309	2.09	-
2462MHz_TX	Pass	PK	2.4618G	110.74	Inf	-Inf	3	Horizontal	309	2.09	-
2462MHz_TX	Pass	PK	2.4835G	64.60	74.00	-9.40	3	Horizontal	309	2.09	-
2462MHz_TX	Pass	AV	4.92304G	36.34	54.00	-17.66	3	Vertical	1	2.39	-
2462MHz_TX	Pass	PK	4.92391G	49.20	74.00	-24.80	3	Vertical	1	2.39	-
2462MHz_TX	Pass	AV	4.92416G	36.22	54.00	-17.78	3	Horizontal	352	1.51	-
2462MHz_TX	Pass	PK	4.925G	49.38	74.00	-24.62	3	Horizontal	352	1.51	-





Mode	Result	Type	Freq (Hz)	Level (dBuV/m)	Limit (dBuV/m)	Margin (dB)	Dist (m)	Condition	Azimuth (°)	Height (m)	Comments
802.11n HT40_Nss1,(MCS0)_2TX	-	-	-	-	-	-	-	-	-	-	-
2422MHz_TX	Pass	AV	2.39G	53.84	54.00	-0.16	3	Vertical	357	2.22	-
2422MHz_TX	Pass	AV	2.4176G	104.07	Inf	-Inf	3	Vertical	357	2.22	-
2422MHz_TX	Pass	AV	2.484G	49.29	54.00	-4.71	3	Vertical	357	2.22	-
2422MHz_TX	Pass	PK	2.39G	67.08	74.00	-6.92	3	Vertical	357	2.22	-
2422MHz_TX	Pass	PK	2.418G	113.32	Inf	-Inf	3	Vertical	357	2.22	-
2422MHz_TX	Pass	PK	2.4835G	61.54	74.00	-12.46	3	Vertical	357	2.22	-
2422MHz_TX	Pass	AV	2.3872G	48.49	54.00	-5.51	3	Horizontal	299	2.11	-
2422MHz_TX	Pass	AV	2.424G	96.53	Inf	-Inf	3	Horizontal	299	2.11	-
2422MHz_TX	Pass	AV	2.4835G	48.64	54.00	-5.36	3	Horizontal	299	2.11	-
2422MHz_TX	Pass	PK	2.3884G	60.81	74.00	-13.19	3	Horizontal	299	2.11	-
2422MHz_TX	Pass	PK	2.426G	105.44	Inf	-Inf	3	Horizontal	299	2.11	-
2422MHz_TX	Pass	PK	2.4835G	60.28	74.00	-13.72	3	Horizontal	299	2.11	-
2422MHz_TX	Pass	AV	4.84436G	36.84	54.00	-17.16	3	Vertical	1	3.00	-
2422MHz_TX	Pass	PK	4.8434G	48.80	74.00	-25.20	3	Vertical	1	3.00	-
2422MHz_TX	Pass	AV	4.84383G	36.91	54.00	-17.09	3	Horizontal	91	1.95	-
2422MHz_TX	Pass	PK	4.84425G	49.58	74.00	-24.42	3	Horizontal	91	1.95	-
2427MHz_TX	Pass	AV	2.3898G	53.15	54.00	-0.85	3	Vertical	359	1.49	-
2427MHz_TX	Pass	AV	2.429G	106.16	Inf	-Inf	3	Vertical	359	1.49	-
2427MHz_TX	Pass	AV	2.4835G	47.69	54.00	-6.31	3	Vertical	359	1.49	-
2427MHz_TX	Pass	PK	2.389G	68.57	74.00	-5.43	3	Vertical	359	1.49	-
2427MHz_TX	Pass	PK	2.4302G	115.84	Inf	-Inf	3	Vertical	359	1.49	-
2427MHz_TX	Pass	PK	2.485G	60.57	74.00	-13.43	3	Vertical	359	1.49	-
2427MHz_TX	Pass	AV	2.3894G	45.32	54.00	-8.68	3	Horizontal	316	1.48	-
2427MHz_TX	Pass	AV	2.4362G	94.75	Inf	-Inf	3	Horizontal	316	1.48	-
2427MHz_TX	Pass	AV	2.4854G	45.64	54.00	-8.36	3	Horizontal	316	1.48	-
2427MHz_TX	Pass	PK	2.389G	57.39	74.00	-16.61	3	Horizontal	316	1.48	-
2427MHz_TX	Pass	PK	2.4366G	104.49	Inf	-Inf	3	Horizontal	316	1.48	-
2427MHz_TX	Pass	PK	2.4838G	57.66	74.00	-16.34	3	Horizontal	316	1.48	-
2437MHz_TX	Pass	AV	2.4326G	108.04	Inf	-Inf	3	Vertical	1	1.50	-
2437MHz_TX	Pass	AV	2.3898G	53.88	54.00	-0.12	3	Vertical	1	1.50	-
2437MHz_TX	Pass	AV	2.4835G	52.57	54.00	-1.43	3	Vertical	1	1.50	-
2437MHz_TX	Pass	PK	2.4318G	117.12	Inf	-Inf	3	Vertical	1	1.50	-
2437MHz_TX	Pass	PK	2.389G	65.01	74.00	-8.99	3	Vertical	1	1.50	-
2437MHz_TX	Pass	PK	2.4835G	65.29	74.00	-8.71	3	Vertical	1	1.50	-
2437MHz_TX	Pass	AV	2.3898G	49.13	54.00	-4.87	3	Horizontal	310	2.14	-
2437MHz_TX	Pass	AV	2.4394G	101.09	Inf	-Inf	3	Horizontal	310	2.14	-
2437MHz_TX	Pass	AV	2.4846G	49.74	54.00	-4.26	3	Horizontal	310	2.14	-
2437MHz_TX	Pass	PK	2.3838G	60.40	74.00	-13.60	3	Horizontal	310	2.14	-
2437MHz_TX	Pass	PK	2.4382G	109.79	Inf	-Inf	3	Horizontal	310	2.14	-
2437MHz_TX	Pass	PK	2.4842G	61.18	74.00	-12.82	3	Horizontal	310	2.14	-
2437MHz_TX	Pass	AV	4.8734G	36.71	54.00	-17.29	3	Vertical	215	1.50	-
2437MHz_TX	Pass	PK	4.873G	49.70	74.00	-24.30	3	Vertical	215	1.50	-
2437MHz_TX	Pass	AV	4.87313G	36.75	54.00	-17.25	3	Horizontal	359	1.50	-
2437MHz_TX	Pass	PK	4.87452G	49.10	74.00	-24.90	3	Horizontal	359	1.50	-
2447MHz_TX	Pass	AV	2.3898G	47.85	54.00	-6.15	3	Vertical	340	1.34	-
2447MHz_TX	Pass	AV	2.4442G	104.43	Inf	-Inf	3	Vertical	340	1.34	-
2447MHz_TX	Pass	AV	2.4842G	50.67	54.00	-3.33	3	Vertical	340	1.34	-
2447MHz_TX	Pass	PK	2.3898G	59.52	74.00	-14.48	3	Vertical	340	1.34	-



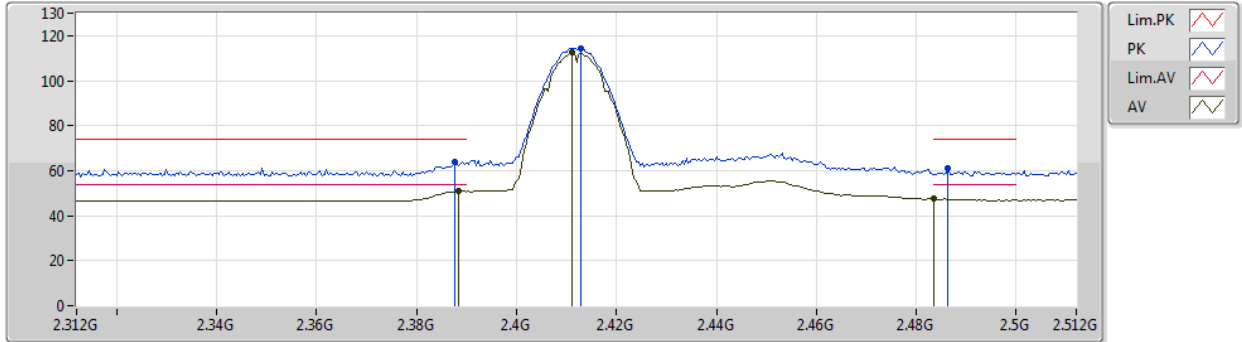
Mode	Result	Type	Freq (Hz)	Level (dBuV/m)	Limit (dBuV/m)	Margin (dB)	Dist (m)	Condition	Azimuth (°)	Height (m)	Comments
2447MHz_TX	Pass	PK	2.4438G	114.11	Inf	-Inf	3	Vertical	340	1.34	-
2447MHz_TX	Pass	PK	2.4842G	67.26	74.00	-6.74	3	Vertical	340	1.34	-
2447MHz_TX	Pass	AV	2.3886G	45.12	54.00	-8.88	3	Horizontal	312	1.80	-
2447MHz_TX	Pass	AV	2.4398G	95.98	Inf	-Inf	3	Horizontal	312	1.80	-
2447MHz_TX	Pass	AV	2.4835G	46.36	54.00	-7.64	3	Horizontal	312	1.80	-
2447MHz_TX	Pass	PK	2.3694G	56.92	74.00	-17.08	3	Horizontal	312	1.80	-
2447MHz_TX	Pass	PK	2.439G	106.49	Inf	-Inf	3	Horizontal	312	1.80	-
2447MHz_TX	Pass	PK	2.4842G	59.84	74.00	-14.16	3	Horizontal	312	1.80	-
2452MHz_TX	Pass	AV	2.39G	50.16	54.00	-3.84	3	Vertical	0	1.02	-
2452MHz_TX	Pass	AV	2.4476G	105.76	Inf	-Inf	3	Vertical	0	1.02	-
2452MHz_TX	Pass	AV	2.484G	53.79	54.00	-0.21	3	Vertical	0	1.02	-
2452MHz_TX	Pass	PK	2.39G	61.92	74.00	-12.08	3	Vertical	0	1.02	-
2452MHz_TX	Pass	PK	2.4464G	115.21	Inf	-Inf	3	Vertical	0	1.02	-
2452MHz_TX	Pass	PK	2.484G	67.65	74.00	-6.35	3	Vertical	0	1.02	-
2452MHz_TX	Pass	AV	2.368G	48.15	54.00	-5.85	3	Horizontal	305	2.17	-
2452MHz_TX	Pass	AV	2.45G	98.01	Inf	-Inf	3	Horizontal	305	2.17	-
2452MHz_TX	Pass	AV	2.4852G	48.94	54.00	-5.06	3	Horizontal	305	2.17	-
2452MHz_TX	Pass	PK	2.3672G	59.92	74.00	-14.08	3	Horizontal	305	2.17	-
2452MHz_TX	Pass	PK	2.4492G	106.44	Inf	-Inf	3	Horizontal	305	2.17	-
2452MHz_TX	Pass	PK	2.4844G	60.46	74.00	-13.54	3	Horizontal	305	2.17	-
2452MHz_TX	Pass	AV	4.90481G	36.38	54.00	-17.62	3	Vertical	195	2.85	-
2452MHz_TX	Pass	PK	4.9034G	49.27	74.00	-24.73	3	Vertical	195	2.85	-
2452MHz_TX	Pass	AV	4.90427G	36.00	54.00	-18.00	3	Horizontal	44	1.50	-
2452MHz_TX	Pass	PK	4.90321G	48.97	74.00	-25.03	3	Horizontal	44	1.50	-



802.11b\_Nss1,(1Mbps)\_1TX(Port1)

19/09/2019

2412MHz\_TX

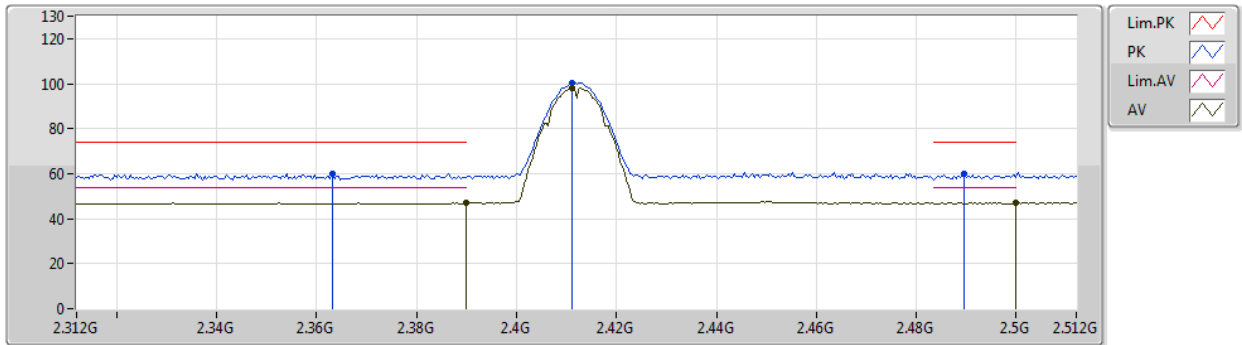


Type	Freq (Hz)	Level (dBuV/m)	Limit (dBuV/m)	Margin (dB)	Factor (dB)	Dist (m)	Condition	Azimuth (°)	Height (m)	Comment	Raw (dBuV)	AF (dB)	CL (dB)	PA (dB)
AV	2.3884G	50.93	54.00	-3.07	34.98	3	Vertical	359	1.73	-	15.95	27.65	7.33	-
AV	2.4112G	112.43	Inf	-Inf	34.93	3	Vertical	359	1.73	-	77.50	27.59	7.34	-
AV	2.4835G	47.38	54.00	-6.62	34.89	3	Vertical	359	1.73	-	12.49	27.52	7.37	-
PK	2.3876G	64.00	74.00	-10.00	34.98	3	Vertical	359	1.73	-	29.02	27.65	7.33	-
PK	2.4128G	114.55	Inf	-Inf	34.93	3	Vertical	359	1.73	-	79.62	27.59	7.34	-
PK	2.4864G	60.91	74.00	-13.09	34.88	3	Vertical	359	1.73	-	26.03	27.51	7.37	-

802.11b\_Nss1,(1Mbps)\_1TX(Port1)

19/09/2019

2412MHz\_TX



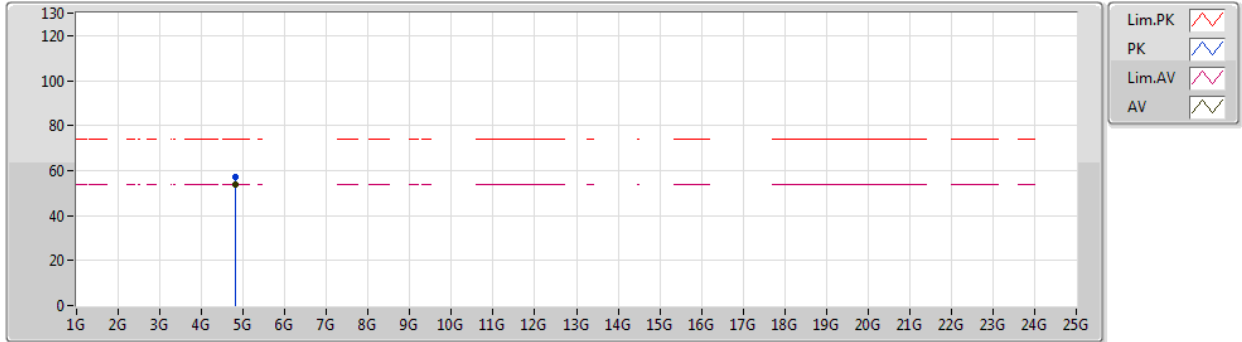
Type	Freq (Hz)	Level (dBuV/m)	Limit (dBuV/m)	Margin (dB)	Factor (dB)	Dist (m)	Condition	Azimuth (°)	Height (m)	Comment	Raw (dBuV)	AF (dB)	CL (dB)	PA (dB)
AV	2.39G	46.83	54.00	-7.17	34.97	3	Horizontal	200	1.50	-	11.86	27.64	7.33	-
AV	2.4112G	98.24	Inf	-Inf	34.93	3	Horizontal	200	1.50	-	63.31	27.59	7.34	-
AV	2.5G	47.10	54.00	-6.90	34.87	3	Horizontal	200	1.50	-	12.23	27.50	7.37	-
PK	2.3632G	60.09	74.00	-13.91	35.09	3	Horizontal	200	1.50	-	25.00	27.75	7.34	-
PK	2.4112G	100.38	Inf	-Inf	34.93	3	Horizontal	200	1.50	-	65.45	27.59	7.34	-
PK	2.4896G	59.74	74.00	-14.26	34.88	3	Horizontal	200	1.50	-	24.86	27.51	7.37	-



802.11b\_Nss1,(1Mbps)\_1TX(Port1)

19/09/2019

2412MHz\_TX



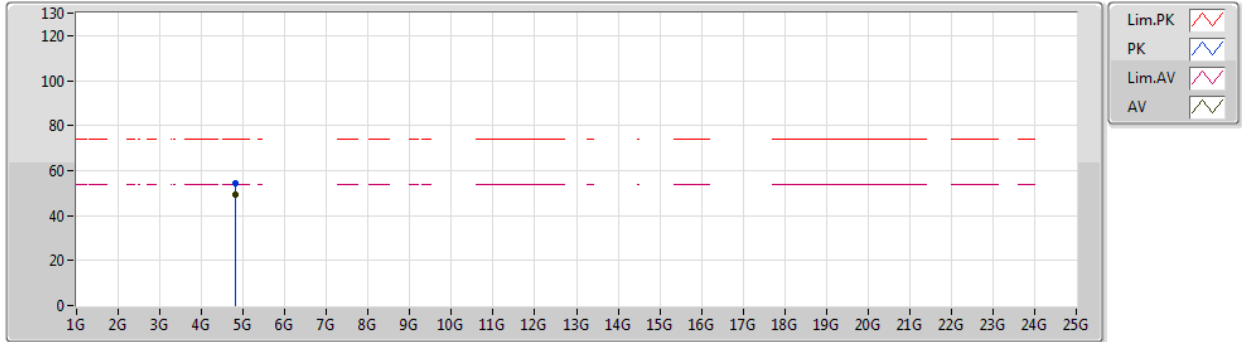
Type	Freq (Hz)	Level (dBuV/m)	Limit (dBuV/m)	Margin (dB)	Factor (dB)	Dist (m)	Condition	Azimuth (°)	Height (m)	Comment	Raw (dBuV)	AF (dB)	CL (dB)	PA (dB)
AV	4.82404G	53.61	54.00	-0.39	6.99	3	Vertical	194	1.50	-	46.62	31.10	9.94	34.05
PK	4.82408G	57.30	74.00	-16.70	6.99	3	Vertical	194	1.50	-	50.31	31.10	9.94	34.05



802.11b\_Nss1,(1Mbps)\_1TX(Port1)

19/09/2019

2412MHz\_TX



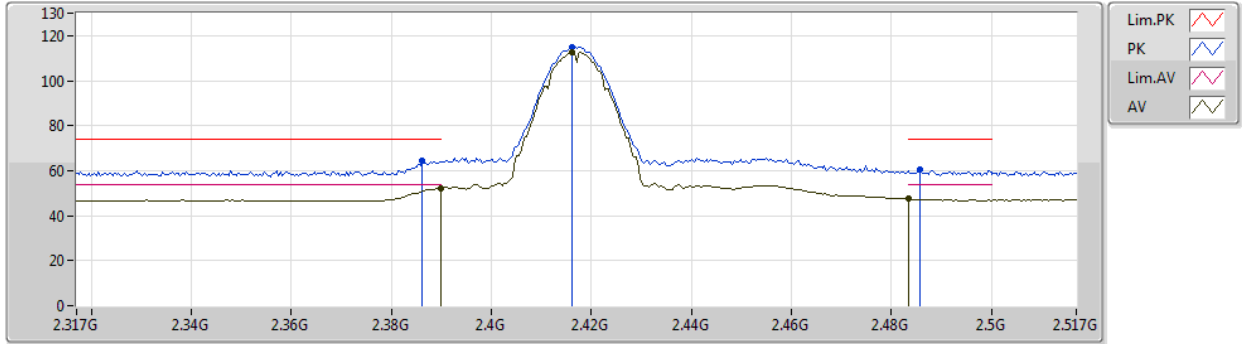
Type	Freq (Hz)	Level (dBuV/m)	Limit (dBuV/m)	Margin (dB)	Factor (dB)	Dist (m)	Condition	Azimuth (°)	Height (m)	Comment	Raw (dBuV)	AF (dB)	CL (dB)	PA (dB)
AV	4.82403G	49.24	54.00	-4.76	6.99	3	Horizontal	271	1.50	-	42.25	31.10	9.94	34.05
PK	4.82397G	54.21	74.00	-19.79	6.99	3	Horizontal	271	1.50	-	47.22	31.10	9.94	34.05



802.11b\_Nss1,(1Mbps)\_1TX(Port1)

19/09/2019

2417MHz\_TX



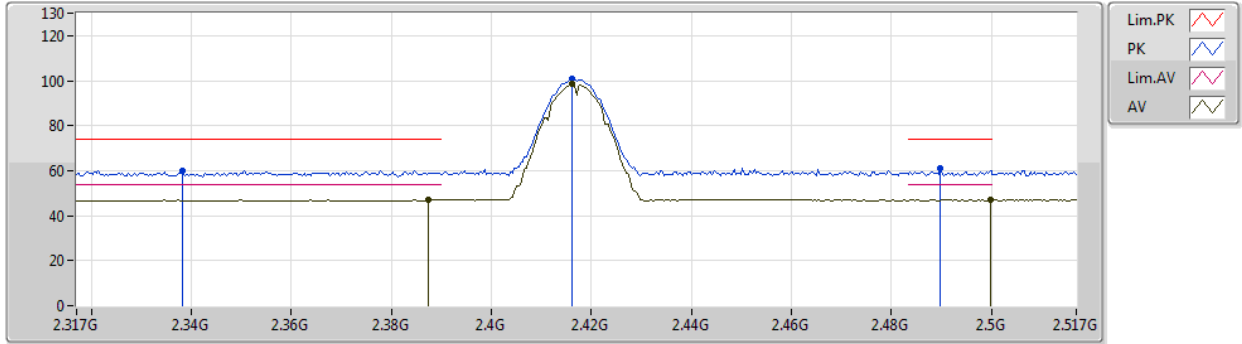
Type	Freq (Hz)	Level (dBuV/m)	Limit (dBuV/m)	Margin (dB)	Factor (dB)	Dist (m)	Condition	Azimuth (°)	Height (m)	Comment	Raw (dBuV)	AF (dB)	CL (dB)	PA (dB)
AV	2.3898G	52.31	54.00	-1.69	34.97	3	Vertical	357	1.78	-	17.34	27.64	7.33	-
AV	2.4162G	112.90	Inf	-Inf	34.92	3	Vertical	357	1.78	-	77.98	27.58	7.34	-
AV	2.4835G	47.50	54.00	-6.50	34.89	3	Vertical	357	1.78	-	12.61	27.52	7.37	-
PK	2.3862G	64.48	74.00	-9.52	34.99	3	Vertical	357	1.78	-	29.49	27.66	7.33	-
PK	2.4162G	114.98	Inf	-Inf	34.92	3	Vertical	357	1.78	-	80.06	27.58	7.34	-
PK	2.4858G	60.49	74.00	-13.51	34.88	3	Vertical	357	1.78	-	25.61	27.51	7.37	-



802.11b\_Nss1,(1Mbps)\_1TX(Port1)

19/09/2019

2417MHz\_TX



Type	Freq (Hz)	Level (dBuV/m)	Limit (dBuV/m)	Margin (dB)	Factor (dB)	Dist (m)	Condition	Azimuth (°)	Height (m)	Comment	Raw (dBuV)	AF (dB)	CL (dB)	PA (dB)
AV	2.3874G	47.11	54.00	-6.89	34.98	3	Horizontal	200	1.50	-	12.13	27.65	7.33	-
AV	2.4162G	98.40	Inf	-Inf	34.92	3	Horizontal	200	1.50	-	63.48	27.58	7.34	-
AV	2.4998G	47.19	54.00	-6.81	34.87	3	Horizontal	200	1.50	-	12.32	27.50	7.37	-
PK	2.3382G	60.12	74.00	-13.88	35.19	3	Horizontal	200	1.50	-	24.93	27.85	7.34	-
PK	2.4162G	100.79	Inf	-Inf	34.92	3	Horizontal	200	1.50	-	65.87	27.58	7.34	-
PK	2.4898G	61.10	74.00	-12.90	34.88	3	Horizontal	200	1.50	-	26.22	27.51	7.37	-

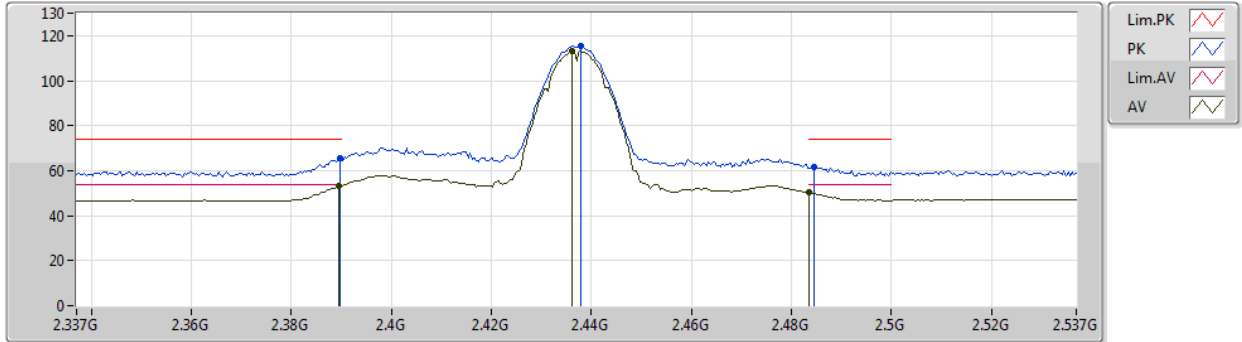




802.11b\_Nss1,(1Mbps)\_1TX(Port1)

19/09/2019

2437MHz\_TX



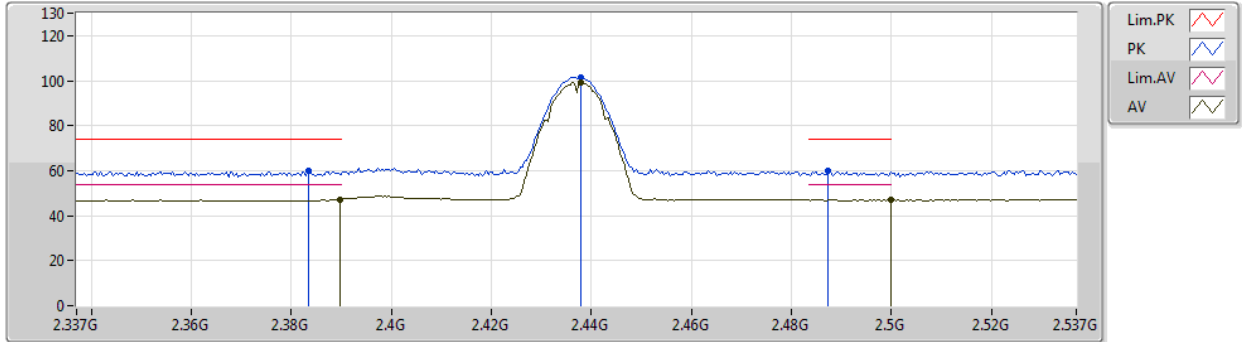
Type	Freq (Hz)	Level (dBuV/m)	Limit (dBuV/m)	Margin (dB)	Factor (dB)	Dist (m)	Condition	Azimuth (°)	Height (m)	Comment	Raw (dBuV)	AF (dB)	CL (dB)	PA (dB)
AV	2.3894G	53.12	54.00	-0.88	34.97	3	Vertical	4	1.74	-	18.15	27.64	7.33	-
AV	2.4362G	113.25	Inf	-Inf	34.91	3	Vertical	4	1.74	-	78.34	27.56	7.35	-
AV	2.4835G	50.44	54.00	-3.56	34.89	3	Vertical	4	1.74	-	15.55	27.52	7.37	-
PK	2.3898G	65.74	74.00	-8.26	34.97	3	Vertical	4	1.74	-	30.77	27.64	7.33	-
PK	2.4378G	115.43	Inf	-Inf	34.91	3	Vertical	4	1.74	-	80.52	27.56	7.35	-
PK	2.4846G	61.79	74.00	-12.21	34.89	3	Vertical	4	1.74	-	26.90	27.52	7.37	-



802.11b\_Nss1,(1Mbps)\_1TX(Port1)

19/09/2019

2437MHz\_TX

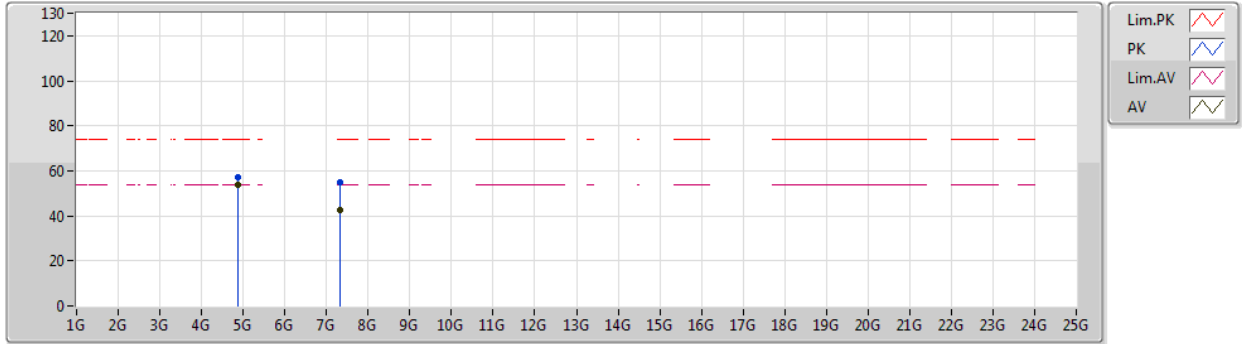


Type	Freq (Hz)	Level (dBuV/m)	Limit (dBuV/m)	Margin (dB)	Factor (dB)	Dist (m)	Condition	Azimuth (°)	Height (m)	Comment	Raw (dBuV)	AF (dB)	CL (dB)	PA (dB)
AV	2.3898G	47.19	54.00	-6.81	34.97	3	Horizontal	203	1.65	-	12.22	27.64	7.33	-
AV	2.4378G	99.33	Inf	-Inf	34.91	3	Horizontal	203	1.65	-	64.42	27.56	7.35	-
AV	2.4998G	47.09	54.00	-6.91	34.87	3	Horizontal	203	1.65	-	12.22	27.50	7.37	-
PK	2.3834G	59.92	74.00	-14.08	35.00	3	Horizontal	203	1.65	-	24.92	27.67	7.33	-
PK	2.4378G	101.65	Inf	-Inf	34.91	3	Horizontal	203	1.65	-	66.74	27.56	7.35	-
PK	2.4874G	60.11	74.00	-13.89	34.88	3	Horizontal	203	1.65	-	25.23	27.51	7.37	-

802.11b\_Nss1,(1Mbps)\_1TX(Port1)

19/09/2019

2437MHz\_TX

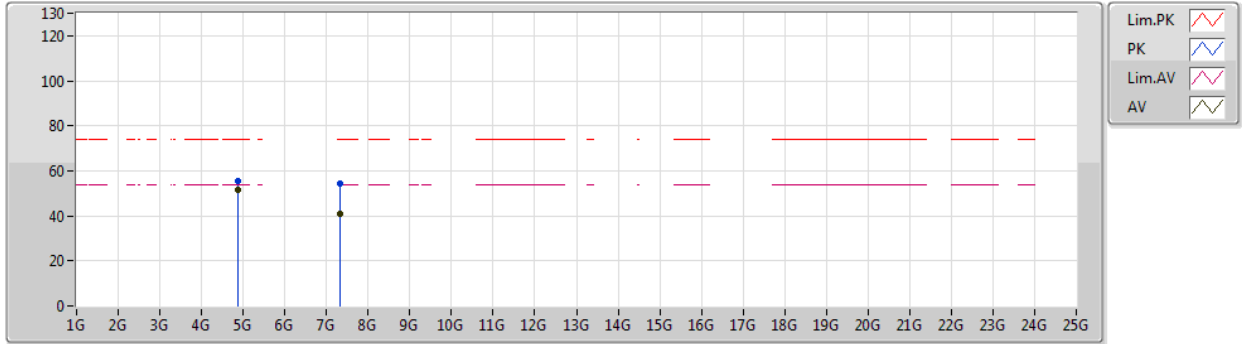


Type	Freq (Hz)	Level (dBuV/m)	Limit (dBuV/m)	Margin (dB)	Factor (dB)	Dist (m)	Condition	Azimuth (°)	Height (m)	Comment	Raw (dBuV)	AF (dB)	CL (dB)	PA (dB)
AV	4.874G	53.75	54.00	-0.25	7.03	3	Vertical	195	2.07	-	46.72	31.10	9.98	34.05
AV	7.31178G	42.44	54.00	-11.56	13.32	3	Vertical	141	2.71	-	29.12	36.29	11.30	34.27
PK	4.87399G	57.03	74.00	-16.97	7.03	3	Vertical	195	2.07	-	50.00	31.10	9.98	34.05
PK	7.31196G	55.19	74.00	-18.81	13.32	3	Vertical	141	2.71	-	41.87	36.29	11.30	34.27

802.11b\_Nss1,(1Mbps)\_1TX(Port1)

19/09/2019

2437MHz\_TX

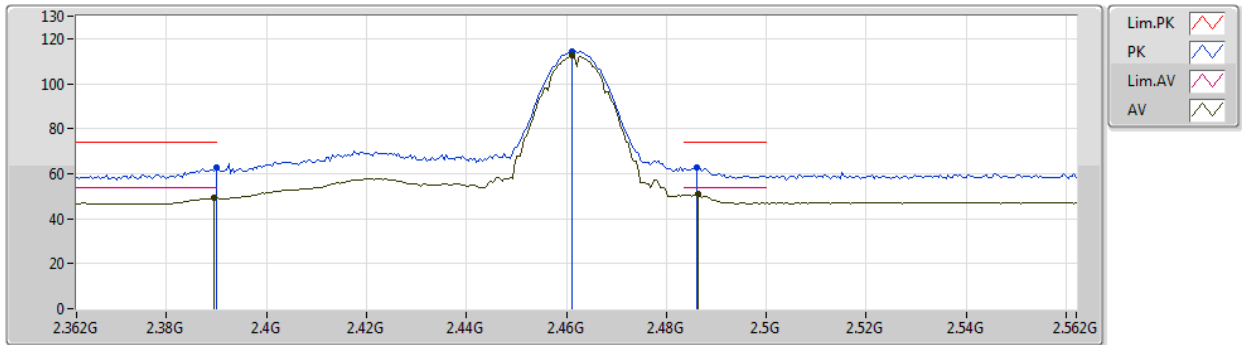


Type	Freq (Hz)	Level (dBuV/m)	Limit (dBuV/m)	Margin (dB)	Factor (dB)	Dist (m)	Condition	Azimuth (°)	Height (m)	Comment	Raw (dBuV)	AF (dB)	CL (dB)	PA (dB)
AV	4.87403G	51.52	54.00	-2.48	7.03	3	Horizontal	149	1.35	-	44.49	31.10	9.98	34.05
AV	7.31238G	40.99	54.00	-13.01	13.32	3	Horizontal	294	1.50	-	27.67	36.29	11.30	34.27
PK	4.87398G	55.63	74.00	-18.37	7.03	3	Horizontal	149	1.35	-	48.60	31.10	9.98	34.05
PK	7.31142G	54.48	74.00	-19.52	13.32	3	Horizontal	294	1.50	-	41.16	36.29	11.30	34.27

802.11b\_Nss1,(1Mbps)\_1TX(Port1)

19/09/2019

2462MHz\_TX

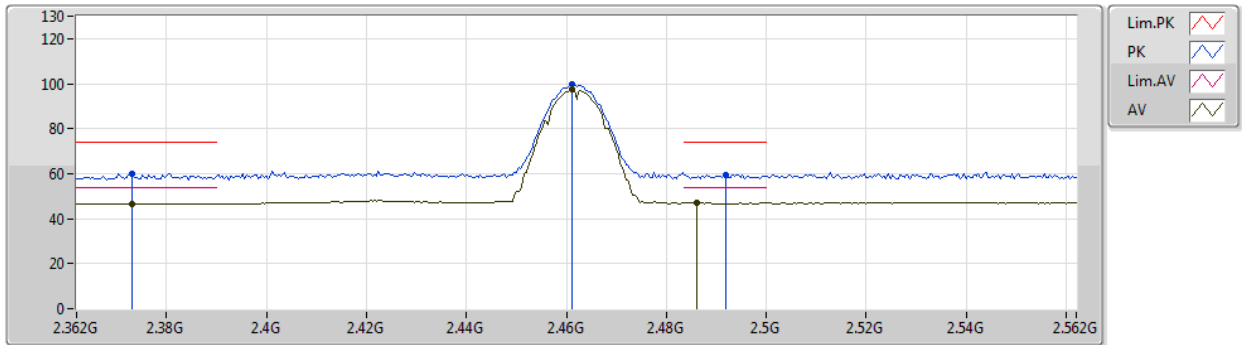


Type	Freq (Hz)	Level (dBuV/m)	Limit (dBuV/m)	Margin (dB)	Factor (dB)	Dist (m)	Condition	Azimuth (°)	Height (m)	Comment	Raw (dBuV)	AF (dB)	CL (dB)	PA (dB)
AV	2.3896G	49.13	54.00	-4.87	34.97	3	Vertical	0	1.74	-	14.16	27.64	7.33	-
AV	2.4612G	112.53	Inf	-Inf	34.90	3	Vertical	0	1.74	-	77.63	27.54	7.36	-
AV	2.4864G	50.92	54.00	-3.08	34.88	3	Vertical	0	1.74	-	16.04	27.51	7.37	-
PK	2.39G	62.89	74.00	-11.11	34.97	3	Vertical	0	1.74	-	27.92	27.64	7.33	-
PK	2.4612G	114.58	Inf	-Inf	34.90	3	Vertical	0	1.74	-	79.68	27.54	7.36	-
PK	2.486G	62.64	74.00	-11.36	34.88	3	Vertical	0	1.74	-	27.76	27.51	7.37	-

802.11b\_Nss1,(1Mbps)\_1TX(Port1)

19/09/2019

2462MHz\_TX

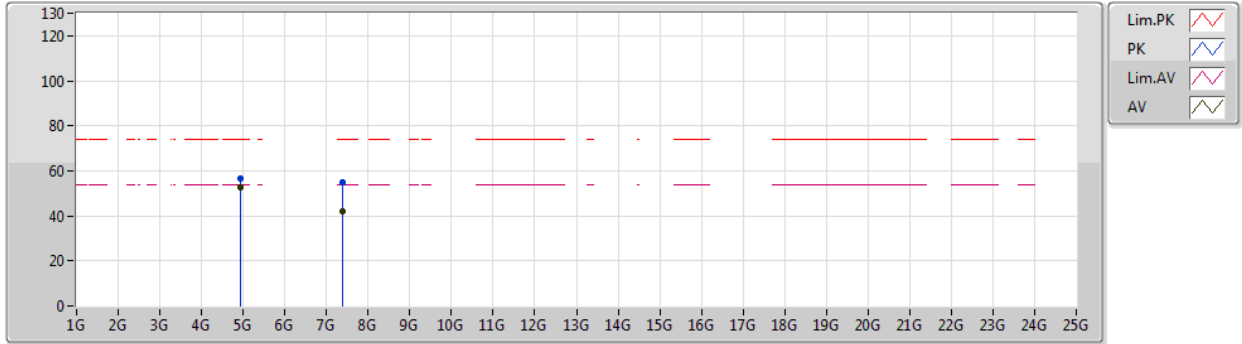


Type	Freq (Hz)	Level (dBuV/m)	Limit (dBuV/m)	Margin (dB)	Factor (dB)	Dist (m)	Condition	Azimuth (°)	Height (m)	Comment	Raw (dBuV)	AF (dB)	CL (dB)	PA (dB)
AV	2.3732G	46.76	54.00	-7.24	35.05	3	Horizontal	341	1.50	-	11.71	27.71	7.34	-
AV	2.4612G	97.57	Inf	-Inf	34.90	3	Horizontal	341	1.50	-	62.67	27.54	7.36	-
AV	2.486G	46.96	54.00	-7.04	34.88	3	Horizontal	341	1.50	-	12.08	27.51	7.37	-
PK	2.3732G	59.90	74.00	-14.10	35.05	3	Horizontal	341	1.50	-	24.85	27.71	7.34	-
PK	2.4612G	99.70	Inf	-Inf	34.90	3	Horizontal	341	1.50	-	64.80	27.54	7.36	-
PK	2.492G	59.45	74.00	-14.55	34.88	3	Horizontal	341	1.50	-	24.57	27.51	7.37	-

802.11b\_Nss1,(1Mbps)\_1TX(Port1)

19/09/2019

2462MHz\_TX



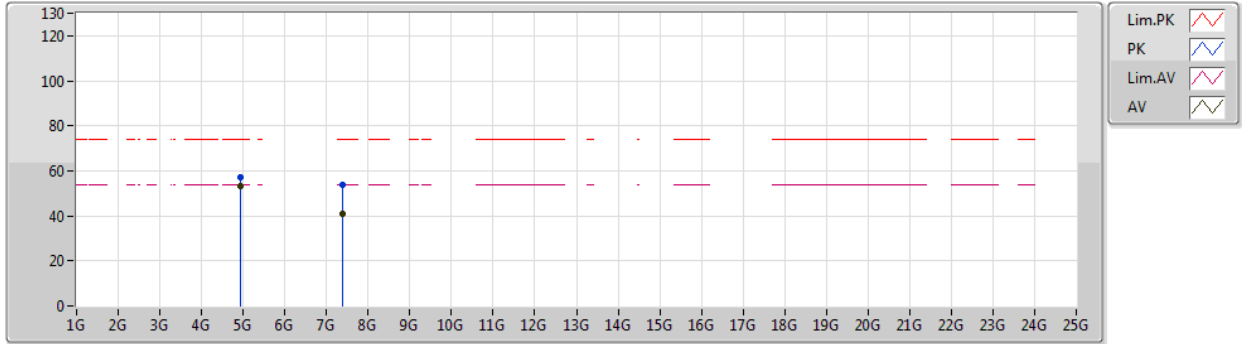
Type	Freq (Hz)	Level (dBuV/m)	Limit (dBuV/m)	Margin (dB)	Factor (dB)	Dist (m)	Condition	Azimuth (°)	Height (m)	Comment	Raw (dBuV)	AF (dB)	CL (dB)	PA (dB)
AV	4.92402G	52.59	54.00	-1.41	7.17	3	Vertical	157	1.72	-	45.42	31.20	10.02	34.05
AV	7.3848G	42.29	54.00	-11.71	13.26	3	Vertical	142	2.71	-	29.03	36.22	11.33	34.29
PK	4.92405G	56.79	74.00	-17.21	7.17	3	Vertical	157	1.72	-	49.62	31.20	10.02	34.05
PK	7.38474G	55.05	74.00	-18.95	13.26	3	Vertical	142	2.71	-	41.79	36.22	11.33	34.29



802.11b\_Nss1,(1Mbps)\_1TX(Port1)

19/09/2019

2462MHz\_TX



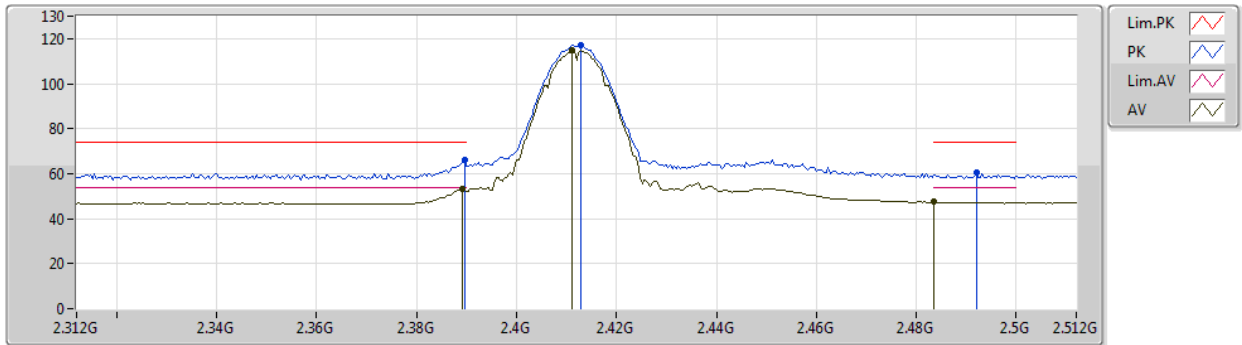
Type	Freq (Hz)	Level (dBuV/m)	Limit (dBuV/m)	Margin (dB)	Factor (dB)	Dist (m)	Condition	Azimuth (°)	Height (m)	Comment	Raw (dBuV)	AF (dB)	CL (dB)	PA (dB)
AV	4.92402G	53.12	54.00	-0.88	7.17	3	Horizontal	280	1.68	-	45.95	31.20	10.02	34.05
AV	7.37124G	40.78	54.00	-13.22	13.28	3	Horizontal	324	2.20	-	27.50	36.23	11.33	34.28
PK	4.92393G	57.29	74.00	-16.71	7.17	3	Horizontal	280	1.68	-	50.12	31.20	10.02	34.05
PK	7.38132G	54.07	74.00	-19.93	13.26	3	Horizontal	324	2.20	-	40.81	36.22	11.33	34.29



802.11b\_Nss1,(1Mbps)\_1TX(Port2)

20/09/2019

2412MHz\_TX



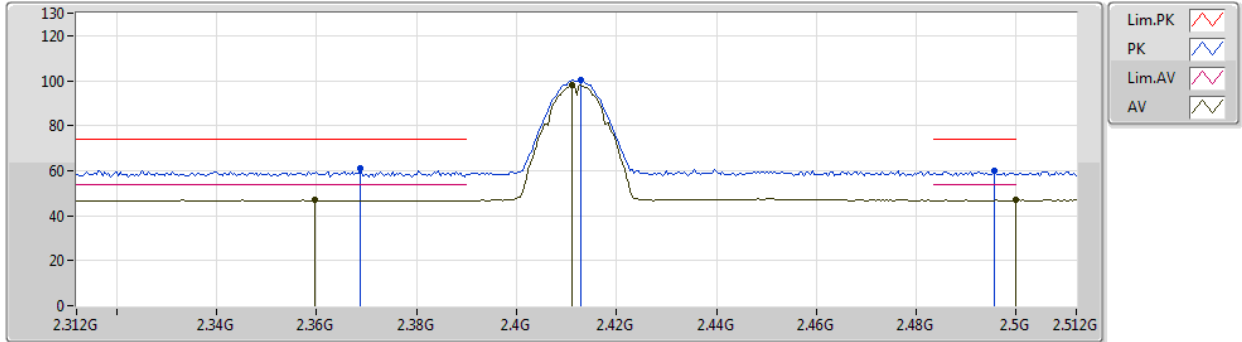
Type	Freq (Hz)	Level (dBuV/m)	Limit (dBuV/m)	Margin (dB)	Factor (dB)	Dist (m)	Condition	Azimuth (°)	Height (m)	Comment	Raw (dBuV)	AF (dB)	CL (dB)	PA (dB)
AV	2.3892G	53.43	54.00	-0.57	34.97	3	Vertical	359	1.71	-	18.46	27.64	7.33	-
AV	2.4112G	114.71	Inf	-Inf	34.93	3	Vertical	359	1.71	-	79.78	27.59	7.34	-
AV	2.4835G	47.35	54.00	-6.65	34.89	3	Vertical	359	1.71	-	12.46	27.52	7.37	-
PK	2.3896G	65.85	74.00	-8.15	34.97	3	Vertical	359	1.71	-	30.88	27.64	7.33	-
PK	2.4128G	117.06	Inf	-Inf	34.93	3	Vertical	359	1.71	-	82.13	27.59	7.34	-
PK	2.492G	60.38	74.00	-13.62	34.88	3	Vertical	359	1.71	-	25.50	27.51	7.37	-



802.11b\_Nss1,(1Mbps)\_1TX(Port2)

20/09/2019

2412MHz\_TX



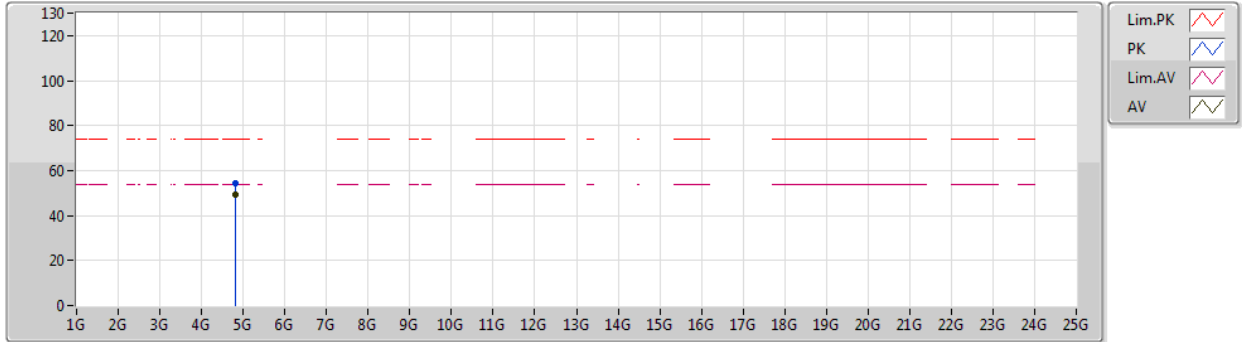
Type	Freq (Hz)	Level (dBuV/m)	Limit (dBuV/m)	Margin (dB)	Factor (dB)	Dist (m)	Condition	Azimuth (°)	Height (m)	Comment	Raw (dBuV)	AF (dB)	CL (dB)	PA (dB)
AV	2.3596G	46.83	54.00	-7.17	35.10	3	Horizontal	46	2.03	-	11.73	27.76	7.34	-
AV	2.4112G	98.03	Inf	-Inf	34.93	3	Horizontal	46	2.03	-	63.10	27.59	7.34	-
AV	2.5G	47.15	54.00	-6.85	34.87	3	Horizontal	46	2.03	-	12.28	27.50	7.37	-
PK	2.3688G	60.87	74.00	-13.13	35.06	3	Horizontal	46	2.03	-	25.81	27.72	7.34	-
PK	2.4128G	100.26	Inf	-Inf	34.93	3	Horizontal	46	2.03	-	65.33	27.59	7.34	-
PK	2.4956G	60.20	74.00	-13.80	34.87	3	Horizontal	46	2.03	-	25.33	27.50	7.37	-



802.11b\_Nss1,(1Mbps)\_1TX(Port2)

20/09/2019

2412MHz\_TX



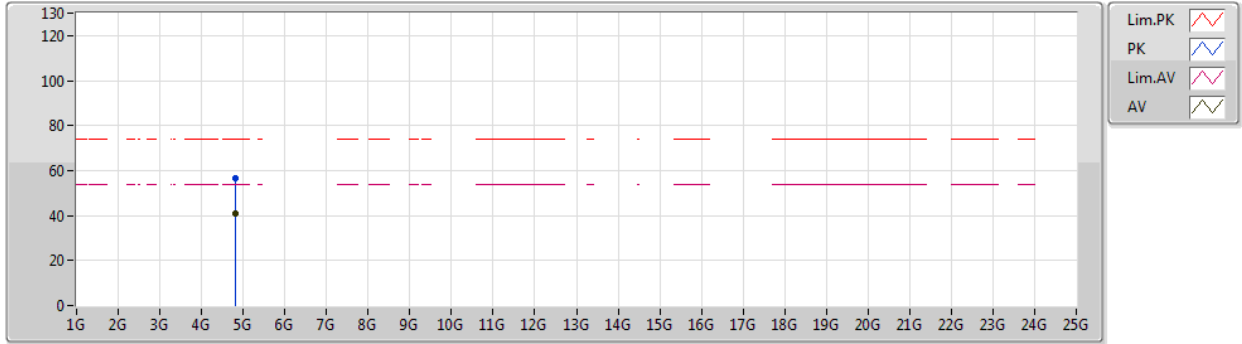
Type	Freq (Hz)	Level (dBuV/m)	Limit (dBuV/m)	Margin (dB)	Factor (dB)	Dist (m)	Condition	Azimuth (°)	Height (m)	Comment	Raw (dBuV)	AF (dB)	CL (dB)	PA (dB)
AV	4.82402G	49.16	54.00	-4.84	6.99	3	Vertical	197	1.50	-	42.17	31.10	9.94	34.05
PK	4.82406G	54.14	74.00	-19.86	6.99	3	Vertical	197	1.50	-	47.15	31.10	9.94	34.05



802.11b\_Nss1,(1Mbps)\_1TX(Port2)

20/09/2019

2412MHz\_TX



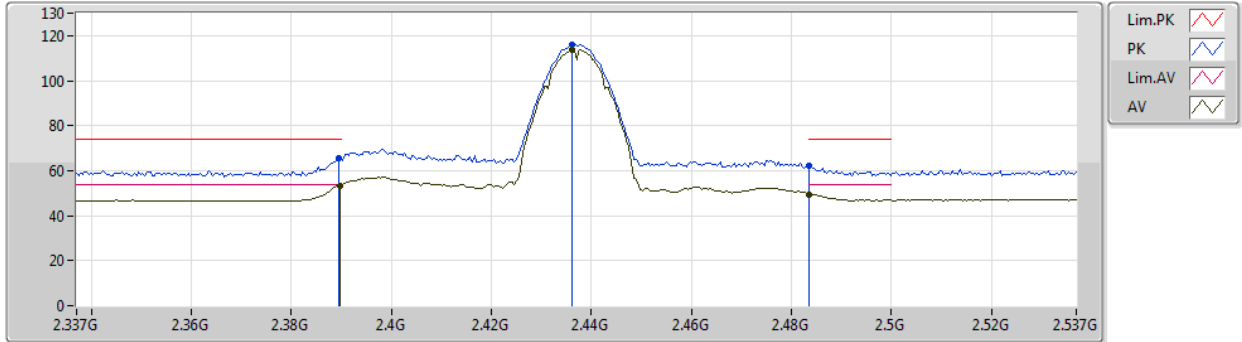
Type	Freq (Hz)	Level (dBuV/m)	Limit (dBuV/m)	Margin (dB)	Factor (dB)	Dist (m)	Condition	Azimuth (°)	Height (m)	Comment	Raw (dBuV)	AF (dB)	CL (dB)	PA (dB)
AV	4.82402G	40.89	54.00	-13.11	6.99	3	Horizontal	108	1.42	-	33.90	31.10	9.94	34.05
PK	4.82414G	56.32	74.00	-17.68	6.99	3	Horizontal	108	1.42	-	49.33	31.10	9.94	34.05



802.11b\_Nss1,(1Mbps)\_1TX(Port2)

20/09/2019

2437MHz\_TX



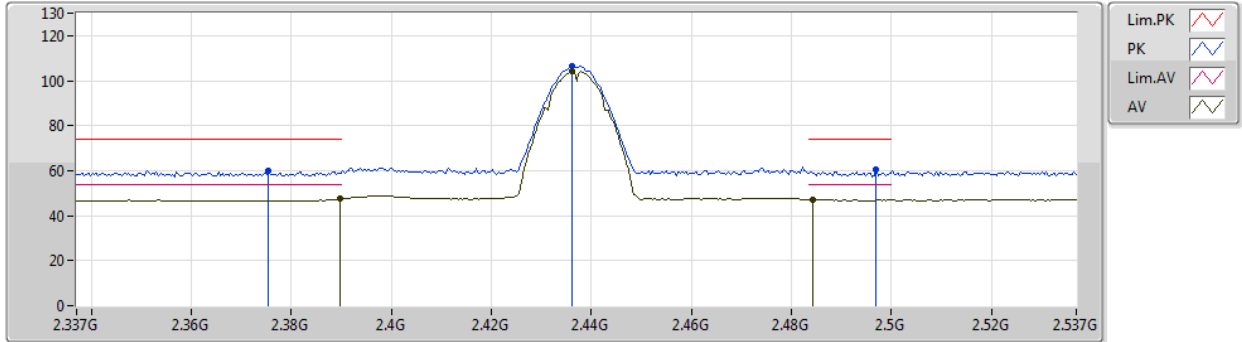
Type	Freq (Hz)	Level (dBuV/m)	Limit (dBuV/m)	Margin (dB)	Factor (dB)	Dist (m)	Condition	Azimuth (°)	Height (m)	Comment	Raw (dBuV)	AF (dB)	CL (dB)	PA (dB)
AV	2.3898G	53.37	54.00	-0.63	34.97	3	Vertical	359	2.03	-	18.40	27.64	7.33	-
AV	2.4362G	113.93	Inf	-Inf	34.91	3	Vertical	359	2.03	-	79.02	27.56	7.35	-
AV	2.4835G	49.47	54.00	-4.53	34.89	3	Vertical	359	2.03	-	14.58	27.52	7.37	-
PK	2.3894G	65.73	74.00	-8.27	34.97	3	Vertical	359	2.03	-	30.76	27.64	7.33	-
PK	2.4362G	116.03	Inf	-Inf	34.91	3	Vertical	359	2.03	-	81.12	27.56	7.35	-
PK	2.4835G	62.29	74.00	-11.71	34.89	3	Vertical	359	2.03	-	27.40	27.52	7.37	-



802.11b\_Nss1,(1Mbps)\_1TX(Port2)

20/09/2019

2437MHz\_TX



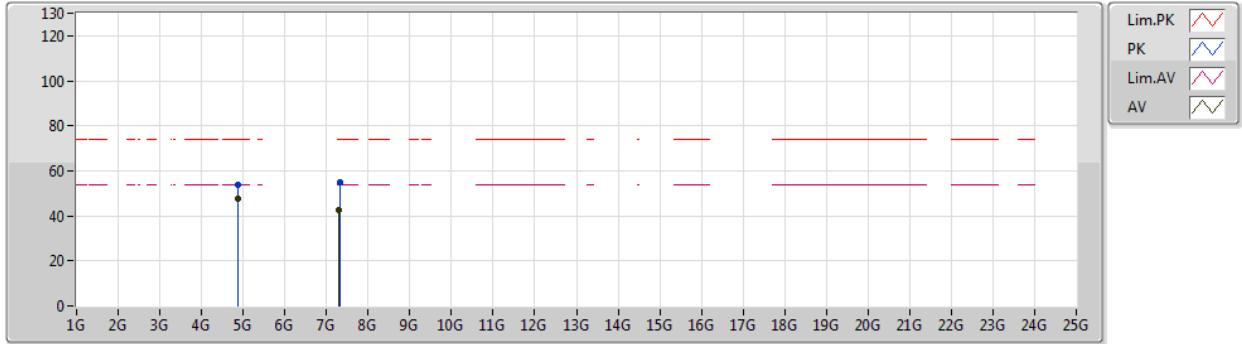
Type	Freq (Hz)	Level (dBuV/m)	Limit (dBuV/m)	Margin (dB)	Factor (dB)	Dist (m)	Condition	Azimuth (°)	Height (m)	Comment	Raw (dBuV)	AF (dB)	CL (dB)	PA (dB)
AV	2.3898G	47.39	54.00	-6.61	34.97	3	Horizontal	41	2.22	-	12.42	27.64	7.33	-
AV	2.4362G	104.30	Inf	-Inf	34.91	3	Horizontal	41	2.22	-	69.39	27.56	7.35	-
AV	2.4842G	47.20	54.00	-6.80	34.89	3	Horizontal	41	2.22	-	12.31	27.52	7.37	-
PK	2.3754G	60.00	74.00	-14.00	35.04	3	Horizontal	41	2.22	-	24.96	27.70	7.34	-
PK	2.4362G	106.41	Inf	-Inf	34.91	3	Horizontal	41	2.22	-	71.50	27.56	7.35	-
PK	2.497G	60.38	74.00	-13.62	34.87	3	Horizontal	41	2.22	-	25.51	27.50	7.37	-



802.11b\_Nss1,(1Mbps)\_1TX(Port2)

20/09/2019

2437MHz\_TX

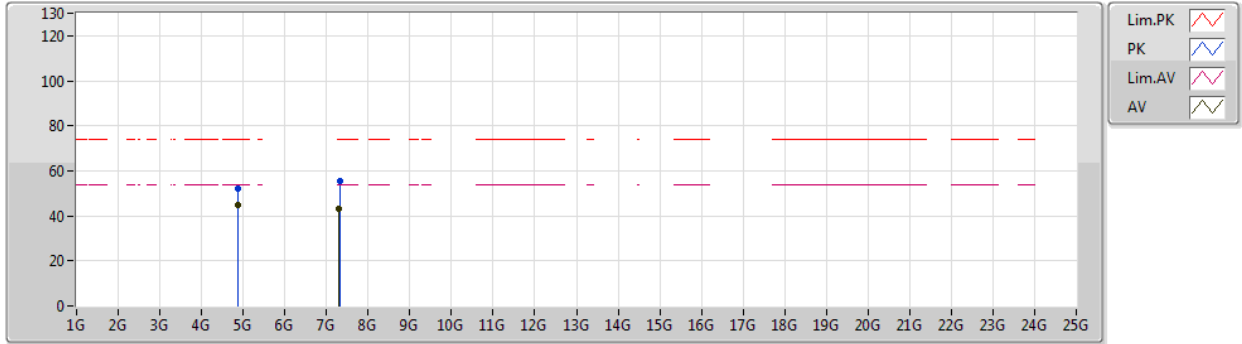


Type	Freq (Hz)	Level (dBuV/m)	Limit (dBuV/m)	Margin (dB)	Factor (dB)	Dist (m)	Condition	Azimuth (°)	Height (m)	Comment	Raw (dBuV)	AF (dB)	CL (dB)	PA (dB)
AV	4.87403G	47.52	54.00	-6.48	7.03	3	Vertical	330	1.39	-	40.49	31.10	9.98	34.05
AV	7.31004G	42.61	54.00	-11.39	13.32	3	Vertical	31	1.19	-	29.29	36.29	11.30	34.27
PK	4.87404G	53.59	74.00	-20.41	7.03	3	Vertical	330	1.39	-	46.56	31.10	9.98	34.05
PK	7.31172G	54.99	74.00	-19.01	13.32	3	Vertical	31	1.19	-	41.67	36.29	11.30	34.27

802.11b\_Nss1,(1Mbps)\_1TX(Port2)

20/09/2019

2437MHz\_TX



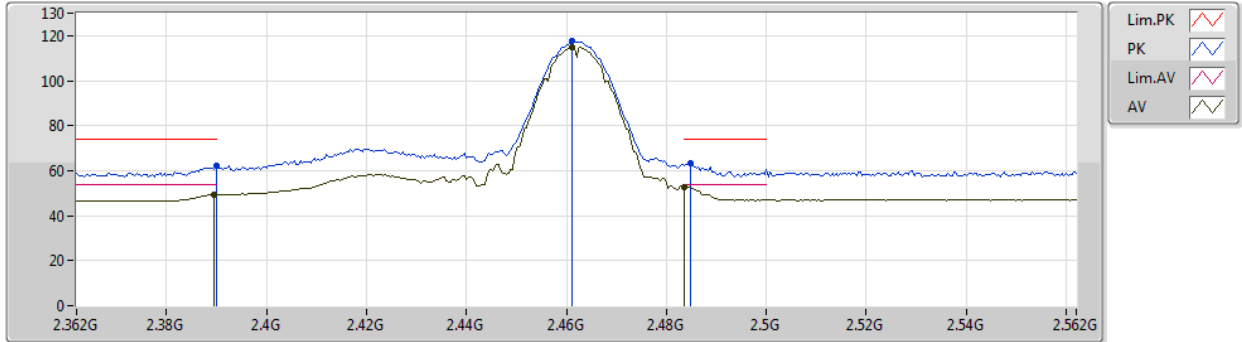
Type	Freq (Hz)	Level (dBuV/m)	Limit (dBuV/m)	Margin (dB)	Factor (dB)	Dist (m)	Condition	Azimuth (°)	Height (m)	Comment	Raw (dBuV)	AF (dB)	CL (dB)	PA (dB)
AV	4.87401G	44.76	54.00	-9.24	7.03	3	Horizontal	145	1.50	-	37.73	31.10	9.98	34.05
AV	7.31008G	43.08	54.00	-10.92	13.32	3	Horizontal	41	2.01	-	29.76	36.29	11.30	34.27
PK	4.87399G	52.27	74.00	-21.73	7.03	3	Horizontal	145	1.50	-	45.24	31.10	9.98	34.05
PK	7.31058G	55.55	74.00	-18.45	13.32	3	Horizontal	41	2.01	-	42.23	36.29	11.30	34.27



802.11b\_Nss1,(1Mbps)\_1TX(Port2)

20/09/2019

2462MHz\_TX



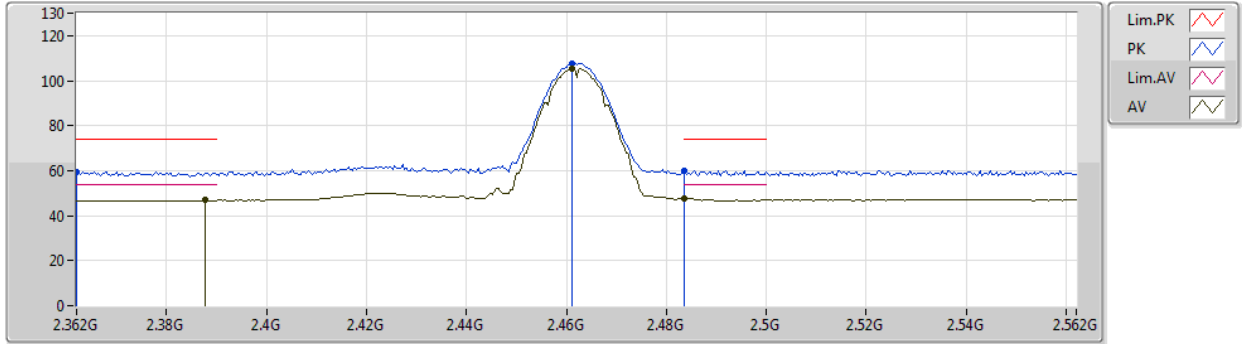
Type	Freq (Hz)	Level (dBuV/m)	Limit (dBuV/m)	Margin (dB)	Factor (dB)	Dist (m)	Condition	Azimuth (°)	Height (m)	Comment	Raw (dBuV)	AF (dB)	CL (dB)	PA (dB)
AV	2.3896G	49.42	54.00	-4.58	34.97	3	Vertical	357	1.70	-	14.45	27.64	7.33	-
AV	2.4612G	115.09	Inf	-Inf	34.90	3	Vertical	357	1.70	-	80.19	27.54	7.36	-
AV	2.4835G	52.86	54.00	-1.14	34.89	3	Vertical	357	1.70	-	17.97	27.52	7.37	-
PK	2.39G	62.36	74.00	-11.64	34.97	3	Vertical	357	1.70	-	27.39	27.64	7.33	-
PK	2.4612G	117.51	Inf	-Inf	34.90	3	Vertical	357	1.70	-	82.61	27.54	7.36	-
PK	2.4848G	63.20	74.00	-10.80	34.89	3	Vertical	357	1.70	-	28.31	27.52	7.37	-



802.11b\_Nss1,(1Mbps)\_1TX(Port2)

20/09/2019

2462MHz\_TX

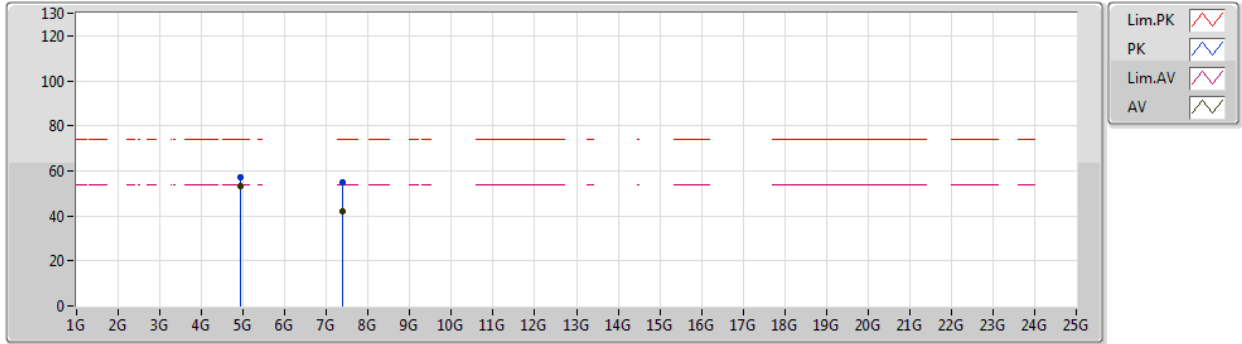


Type	Freq (Hz)	Level (dBuV/m)	Limit (dBuV/m)	Margin (dB)	Factor (dB)	Dist (m)	Condition	Azimuth (°)	Height (m)	Comment	Raw (dBuV)	AF (dB)	CL (dB)	PA (dB)
AV	2.3876G	46.89	54.00	-7.11	34.98	3	Horizontal	48	2.69	-	11.91	27.65	7.33	-
AV	2.4612G	105.62	Inf	-Inf	34.90	3	Horizontal	48	2.69	-	70.72	27.54	7.36	-
AV	2.4835G	47.57	54.00	-6.43	34.89	3	Horizontal	48	2.69	-	12.68	27.52	7.37	-
PK	2.362G	59.40	74.00	-14.60	35.09	3	Horizontal	48	2.69	-	24.31	27.75	7.34	-
PK	2.4612G	107.82	Inf	-Inf	34.90	3	Horizontal	48	2.69	-	72.92	27.54	7.36	-
PK	2.4835G	60.09	74.00	-13.91	34.89	3	Horizontal	48	2.69	-	25.20	27.52	7.37	-

802.11b\_Nss1,(1Mbps)\_1TX(Port2)

20/09/2019

2462MHz\_TX

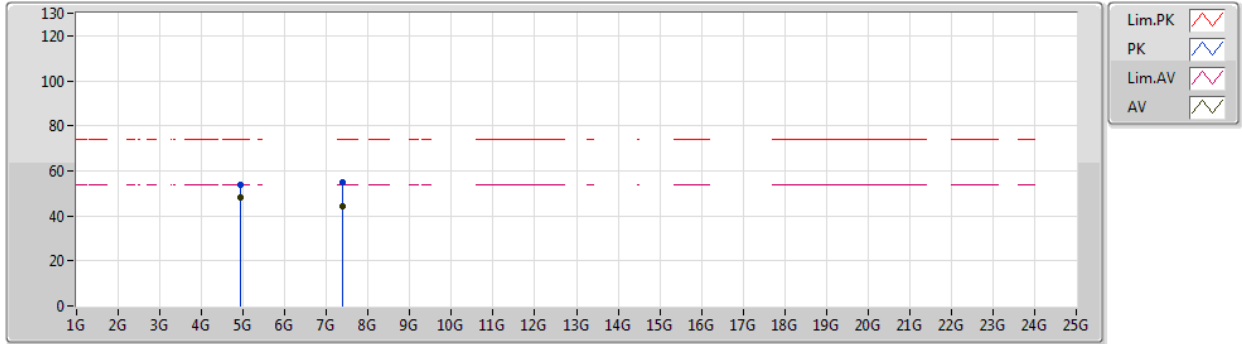


Type	Freq (Hz)	Level (dBuV/m)	Limit (dBuV/m)	Margin (dB)	Factor (dB)	Dist (m)	Condition	Azimuth (°)	Height (m)	Comment	Raw (dBuV)	AF (dB)	CL (dB)	PA (dB)
AV	4.92402G	53.25	54.00	-0.75	7.17	3	Vertical	174	1.93	-	46.08	31.20	10.02	34.05
AV	7.38532G	42.02	54.00	-11.98	13.26	3	Vertical	31	1.31	-	28.76	36.21	11.34	34.29
PK	4.92397G	56.88	74.00	-17.12	7.17	3	Vertical	174	1.93	-	49.71	31.20	10.02	34.05
PK	7.38538G	55.13	74.00	-18.87	13.26	3	Vertical	31	1.31	-	41.87	36.21	11.34	34.29

802.11b\_Nss1,(1Mbps)\_1TX(Port2)

20/09/2019

2462MHz\_TX

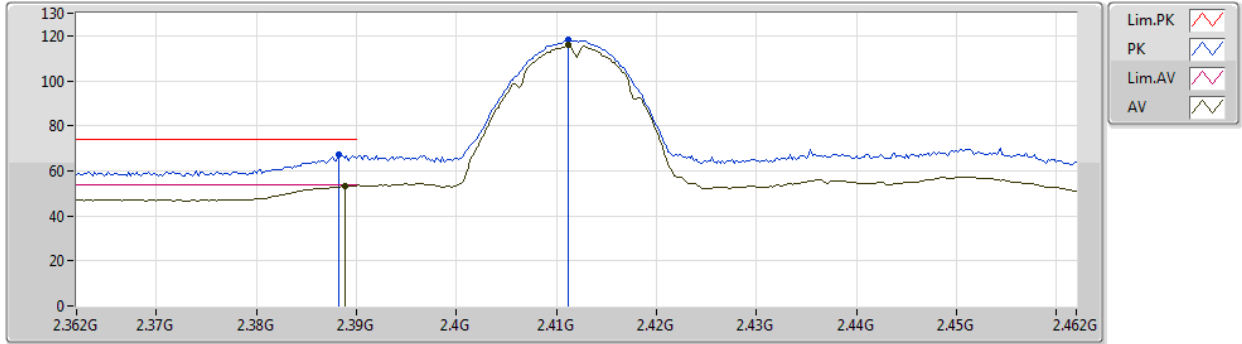


Type	Freq (Hz)	Level (dBuV/m)	Limit (dBuV/m)	Margin (dB)	Factor (dB)	Dist (m)	Condition	Azimuth (°)	Height (m)	Comment	Raw (dBuV)	AF (dB)	CL (dB)	PA (dB)
AV	4.92402G	47.91	54.00	-6.09	7.17	3	Horizontal	297	1.79	-	40.74	31.20	10.02	34.05
AV	7.38702G	44.08	54.00	-9.92	13.26	3	Horizontal	26	1.61	-	30.82	36.21	11.34	34.29
PK	4.92398G	53.75	74.00	-20.25	7.17	3	Horizontal	297	1.79	-	46.58	31.20	10.02	34.05
PK	7.3854G	54.84	74.00	-19.16	13.26	3	Horizontal	26	1.61	-	41.58	36.21	11.34	34.29

802.11b\_Nss1,(1Mbps)\_2TX

20/09/2019

2412MHz\_TX

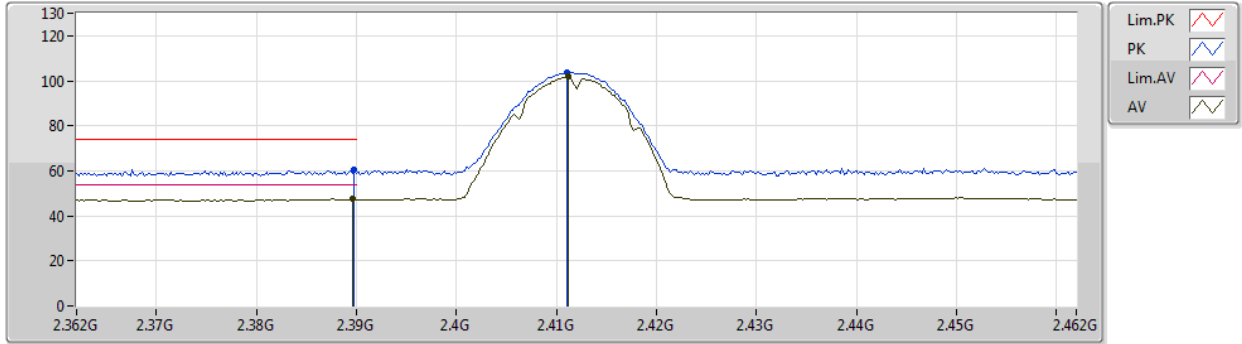


Type	Freq (Hz)	Level (dBuV/m)	Limit (dBuV/m)	Margin (dB)	Factor (dB)	Dist (m)	Condition	Azimuth (°)	Height (m)	Comment	Raw (dBuV)	AF (dB)	CL (dB)	PA (dB)
AV	2.3888G	53.39	54.00	-0.61	34.97	3	Vertical	347	1.50	-	18.42	27.64	7.33	-
AV	2.4112G	115.75	Inf	-Inf	34.93	3	Vertical	347	1.50	-	80.82	27.59	7.34	-
PK	2.3882G	67.17	74.00	-6.83	34.98	3	Vertical	347	1.50	-	32.19	27.65	7.33	-
PK	2.4112G	118.05	Inf	-Inf	34.93	3	Vertical	347	1.50	-	83.12	27.59	7.34	-

802.11b\_Nss1,(1Mbps)\_2TX

20/09/2019

2412MHz\_TX



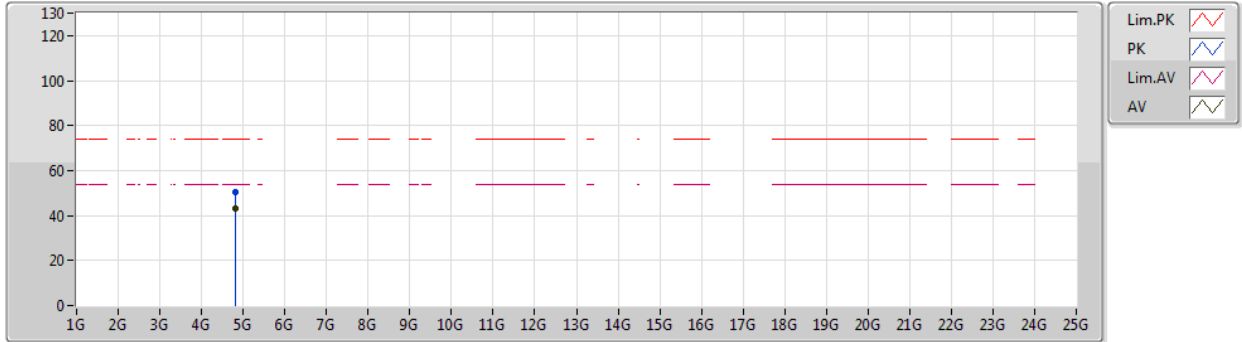
Type	Freq (Hz)	Level (dBuV/m)	Limit (dBuV/m)	Margin (dB)	Factor (dB)	Dist (m)	Condition	Azimuth (°)	Height (m)	Comment	Raw (dBuV)	AF (dB)	CL (dB)	PA (dB)
AV	2.3896G	47.37	54.00	-6.63	34.97	3	Horizontal	202	1.50	-	12.40	27.64	7.33	-
AV	2.4112G	101.78	Inf	-Inf	34.93	3	Horizontal	202	1.50	-	66.85	27.59	7.34	-
PK	2.3898G	60.71	74.00	-13.29	34.97	3	Horizontal	202	1.50	-	25.74	27.64	7.33	-
PK	2.411G	103.92	Inf	-Inf	34.93	3	Horizontal	202	1.50	-	68.99	27.59	7.34	-



802.11b\_Nss1,(1Mbps)\_2TX

20/09/2019

2412MHz\_TX



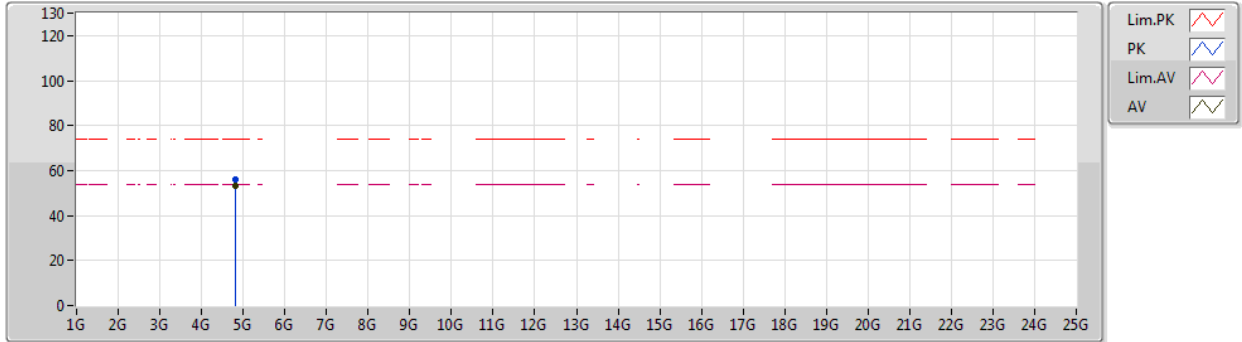
Type	Freq (Hz)	Level (dBuV/m)	Limit (dBuV/m)	Margin (dB)	Factor (dB)	Dist (m)	Condition	Azimuth (°)	Height (m)	Comment	Raw (dBuV)	AF (dB)	CL (dB)	PA (dB)
AV	4.82401G	43.00	54.00	-11.00	6.99	3	Vertical	46	1.76	-	36.01	31.10	9.94	34.05
PK	4.82397G	50.41	74.00	-23.59	6.99	3	Vertical	46	1.76	-	43.42	31.10	9.94	34.05



802.11b\_Nss1,(1Mbps)\_2TX

20/09/2019

2412MHz\_TX



Type	Freq (Hz)	Level (dBuV/m)	Limit (dBuV/m)	Margin (dB)	Factor (dB)	Dist (m)	Condition	Azimuth (°)	Height (m)	Comment	Raw (dBuV)	AF (dB)	CL (dB)	PA (dB)
AV	4.82401G	52.99	54.00	-1.01	6.99	3	Horizontal	145	1.17	-	46.00	31.10	9.94	34.05
PK	4.82391G	55.80	74.00	-18.20	6.99	3	Horizontal	145	1.17	-	48.81	31.10	9.94	34.05

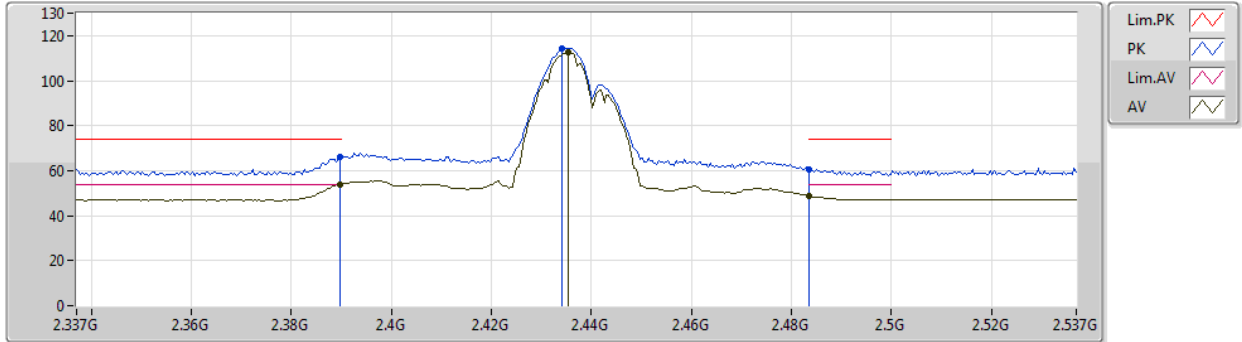




802.11b\_Nss1,(1Mbps)\_2TX

20/09/2019

2437MHz\_TX



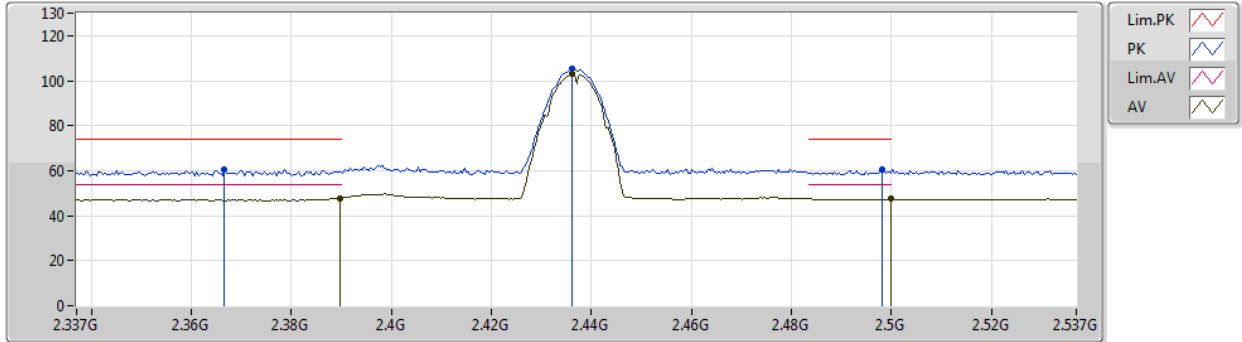
Type	Freq (Hz)	Level (dBuV/m)	Limit (dBuV/m)	Margin (dB)	Factor (dB)	Dist (m)	Condition	Azimuth (°)	Height (m)	Comment	Raw (dBuV)	AF (dB)	CL (dB)	PA (dB)
AV	2.3898G	53.68	54.00	-0.32	34.97	3	Vertical	11	2.07	-	18.71	27.64	7.33	-
AV	2.4354G	112.45	Inf	-Inf	34.91	3	Vertical	11	2.07	-	77.54	27.56	7.35	-
AV	2.4835G	48.76	54.00	-5.24	34.89	3	Vertical	11	2.07	-	13.87	27.52	7.37	-
PK	2.3898G	65.92	74.00	-8.08	34.97	3	Vertical	11	2.07	-	30.95	27.64	7.33	-
PK	2.4342G	114.37	Inf	-Inf	34.92	3	Vertical	11	2.07	-	79.45	27.57	7.35	-
PK	2.4835G	60.57	74.00	-13.43	34.89	3	Vertical	11	2.07	-	25.68	27.52	7.37	-



802.11b\_Nss1,(1Mbps)\_2TX

20/09/2019

2437MHz\_TX

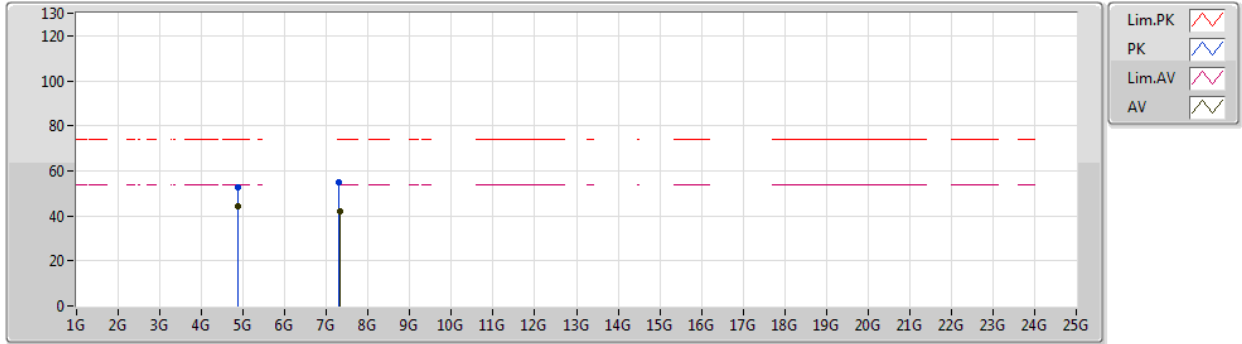


Type	Freq (Hz)	Level (dBuV/m)	Limit (dBuV/m)	Margin (dB)	Factor (dB)	Dist (m)	Condition	Azimuth (°)	Height (m)	Comment	Raw (dBuV)	AF (dB)	CL (dB)	PA (dB)
AV	2.3898G	47.85	54.00	-6.15	34.97	3	Horizontal	208	1.21	-	12.88	27.64	7.33	-
AV	2.4362G	103.08	Inf	-Inf	34.91	3	Horizontal	208	1.21	-	68.17	27.56	7.35	-
AV	2.4998G	47.56	54.00	-6.44	34.87	3	Horizontal	208	1.21	-	12.69	27.50	7.37	-
PK	2.3666G	60.72	74.00	-13.28	35.07	3	Horizontal	208	1.21	-	25.65	27.73	7.34	-
PK	2.4362G	105.17	Inf	-Inf	34.91	3	Horizontal	208	1.21	-	70.26	27.56	7.35	-
PK	2.4982G	60.24	74.00	-13.76	34.87	3	Horizontal	208	1.21	-	25.37	27.50	7.37	-

802.11b\_Nss1,(1Mbps)\_2TX

20/09/2019

2437MHz\_TX



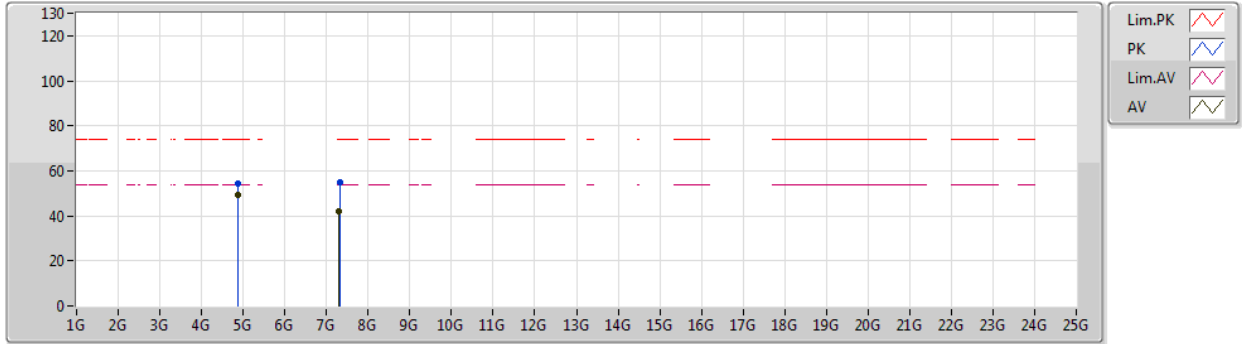
Type	Freq (Hz)	Level (dBuV/m)	Limit (dBuV/m)	Margin (dB)	Factor (dB)	Dist (m)	Condition	Azimuth (°)	Height (m)	Comment	Raw (dBuV)	AF (dB)	CL (dB)	PA (dB)
AV	4.87401G	44.46	54.00	-9.54	7.03	3	Vertical	271	1.50	-	37.43	31.10	9.98	34.05
AV	7.31232G	41.77	54.00	-12.23	13.32	3	Vertical	42	2.02	-	28.45	36.29	11.30	34.27
PK	4.87382G	52.74	74.00	-21.26	7.03	3	Vertical	271	1.50	-	45.71	31.10	9.98	34.05
PK	7.30938G	55.13	74.00	-18.87	13.32	3	Vertical	42	2.02	-	41.81	36.29	11.30	34.27



802.11b\_Nss1,(1Mbps)\_2TX

20/09/2019

2437MHz\_TX



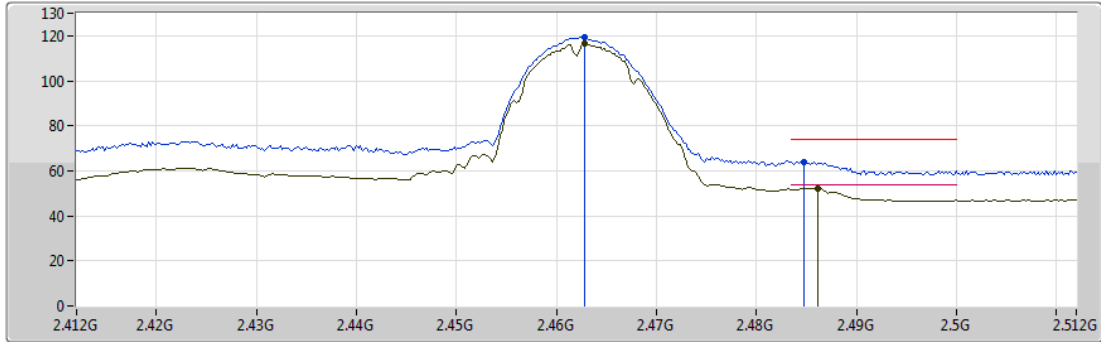
Type	Freq (Hz)	Level (dBuV/m)	Limit (dBuV/m)	Margin (dB)	Factor (dB)	Dist (m)	Condition	Azimuth (°)	Height (m)	Comment	Raw (dBuV)	AF (dB)	CL (dB)	PA (dB)
AV	4.87402G	49.39	54.00	-4.61	7.03	3	Horizontal	143	1.50	-	42.36	31.10	9.98	34.05
AV	7.3101G	41.96	54.00	-12.04	13.32	3	Horizontal	46	2.09	-	28.64	36.29	11.30	34.27
PK	4.874G	54.41	74.00	-19.59	7.03	3	Horizontal	143	1.50	-	47.38	31.10	9.98	34.05
PK	7.31023G	55.02	74.00	-18.98	13.32	3	Horizontal	46	2.09	-	41.70	36.29	11.30	34.27



802.11b\_Nss1,(1Mbps)\_2TX

20/09/2019

2462MHz\_TX



Legend for the spectrum plot:

- Lim.PK (Red line)
- PK (Blue line)
- Lim.AV (Pink line)
- AV (Green line)

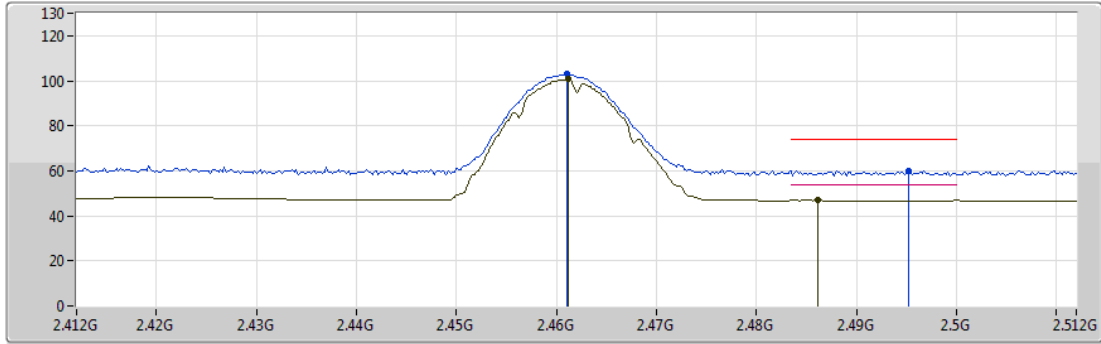
Type	Freq (Hz)	Level (dBuV/m)	Limit (dBuV/m)	Margin (dB)	Factor (dB)	Dist (m)	Condition	Azimuth (°)	Height (m)	Comment	Raw (dBuV)	AF (dB)	CL (dB)	PA (dB)
AV	2.4628G	116.41	Inf	-Inf	34.90	3	Vertical	14	1.71	-	81.51	27.54	7.36	-
AV	2.4862G	52.37	54.00	-1.63	34.88	3	Vertical	14	1.71	-	17.49	27.51	7.37	-
PK	2.4628G	119.32	Inf	-Inf	34.90	3	Vertical	14	1.71	-	84.42	27.54	7.36	-
PK	2.4848G	64.10	74.00	-9.90	34.89	3	Vertical	14	1.71	-	29.21	27.52	7.37	-



802.11b\_Nss1,(1Mbps)\_2TX

20/09/2019

2462MHz\_TX



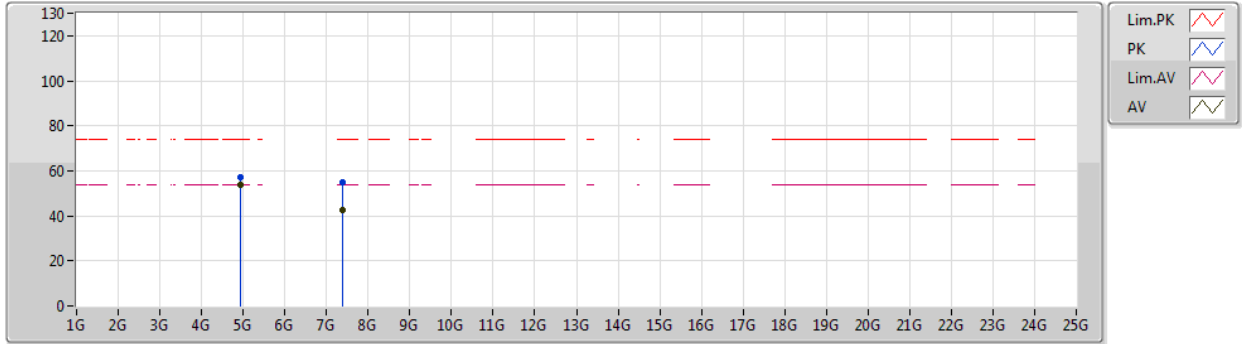
Type	Freq (Hz)	Level (dBuV/m)	Limit (dBuV/m)	Margin (dB)	Factor (dB)	Dist (m)	Condition	Azimuth (°)	Height (m)	Comment	Raw (dBuV)	AF (dB)	CL (dB)	PA (dB)
AV	2.4612G	100.68	Inf	-Inf	34.90	3	Horizontal	351	1.49	-	65.78	27.54	7.36	-
AV	2.4862G	46.83	54.00	-7.17	34.88	3	Horizontal	351	1.49	-	11.95	27.51	7.37	-
PK	2.461G	103.06	Inf	-Inf	34.90	3	Horizontal	351	1.49	-	68.16	27.54	7.36	-
PK	2.4952G	59.92	74.00	-14.08	34.87	3	Horizontal	351	1.49	-	25.05	27.50	7.37	-



802.11b\_Nss1,(1Mbps)\_2TX

20/09/2019

2462MHz\_TX

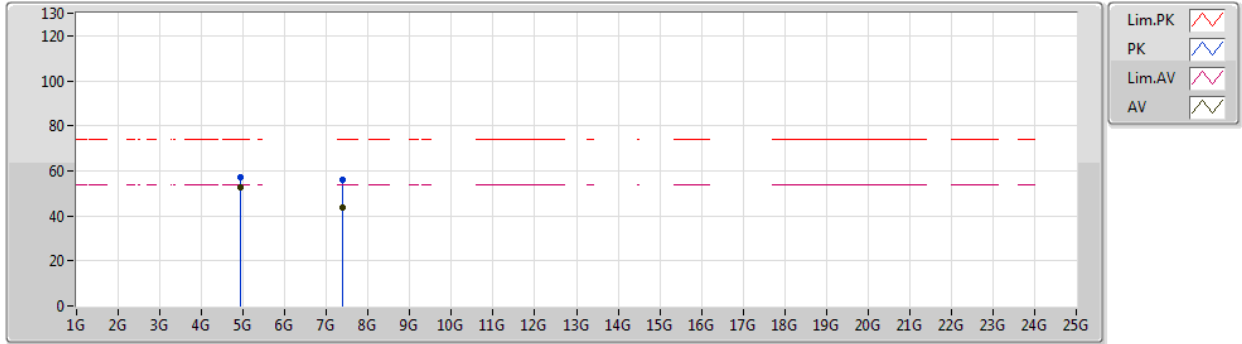


Type	Freq (Hz)	Level (dBuV/m)	Limit (dBuV/m)	Margin (dB)	Factor (dB)	Dist (m)	Condition	Azimuth (°)	Height (m)	Comment	Raw (dBuV)	AF (dB)	CL (dB)	PA (dB)
AV	4.92398G	53.57	54.00	-0.43	7.17	3	Vertical	339	1.68	-	46.40	31.20	10.02	34.05
AV	7.38674G	42.64	54.00	-11.36	13.26	3	Vertical	343	2.57	-	29.38	36.21	11.34	34.29
PK	4.92397G	57.43	74.00	-16.57	7.17	3	Vertical	339	1.68	-	50.26	31.20	10.02	34.05
PK	7.38454G	54.87	74.00	-19.13	13.26	3	Vertical	343	2.57	-	41.61	36.22	11.33	34.29

802.11b\_Nss1,(1Mbps)\_2TX

20/09/2019

2462MHz\_TX



Type	Freq (Hz)	Level (dBuV/m)	Limit (dBuV/m)	Margin (dB)	Factor (dB)	Dist (m)	Condition	Azimuth (°)	Height (m)	Comment	Raw (dBuV)	AF (dB)	CL (dB)	PA (dB)
AV	4.92401G	52.70	54.00	-1.30	7.17	3	Horizontal	142	1.50	-	45.53	31.20	10.02	34.05
AV	7.38512G	43.43	54.00	-10.57	13.26	3	Horizontal	27	1.50	-	30.17	36.21	11.34	34.29
PK	4.92396G	56.91	74.00	-17.09	7.17	3	Horizontal	142	1.50	-	49.74	31.20	10.02	34.05
PK	7.385G	55.96	74.00	-18.04	13.26	3	Horizontal	27	1.50	-	42.70	36.22	11.33	34.29

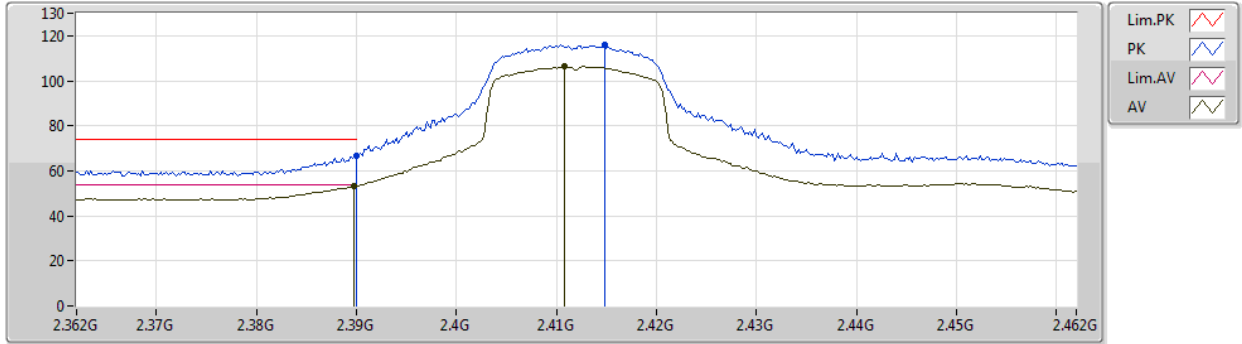




802.11g\_Nss1,(6Mbps)\_1TX(Port1)

20/09/2019

2412MHz\_TX



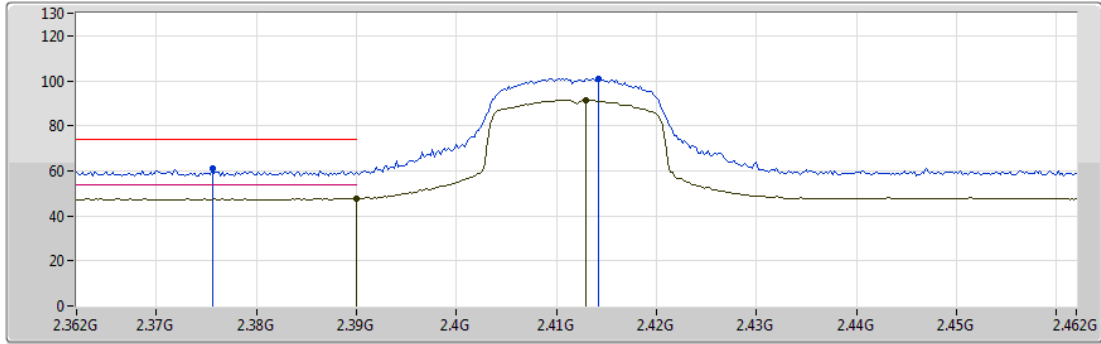
Type	Freq (Hz)	Level (dBuV/m)	Limit (dBuV/m)	Margin (dB)	Factor (dB)	Dist (m)	Condition	Azimuth (°)	Height (m)	Comment	Raw (dBuV)	AF (dB)	CL (dB)	PA (dB)
AV	2.3898G	53.03	54.00	-0.97	34.97	3	Vertical	354	1.73	-	18.06	27.64	7.33	-
AV	2.4108G	106.27	Inf	-Inf	34.93	3	Vertical	354	1.73	-	71.34	27.59	7.34	-
PK	2.39G	66.78	74.00	-7.22	34.97	3	Vertical	354	1.73	-	31.81	27.64	7.33	-
PK	2.4148G	116.23	Inf	-Inf	34.93	3	Vertical	354	1.73	-	81.30	27.59	7.34	-



802.11g\_Nss1,(6Mbps)\_1TX(Port1)

20/09/2019

2412MHz\_TX



Legend for the spectrum plot:

- Lim.PK (Red line)
- PK (Blue line)
- Lim.AV (Green line)
- AV (Yellow line)

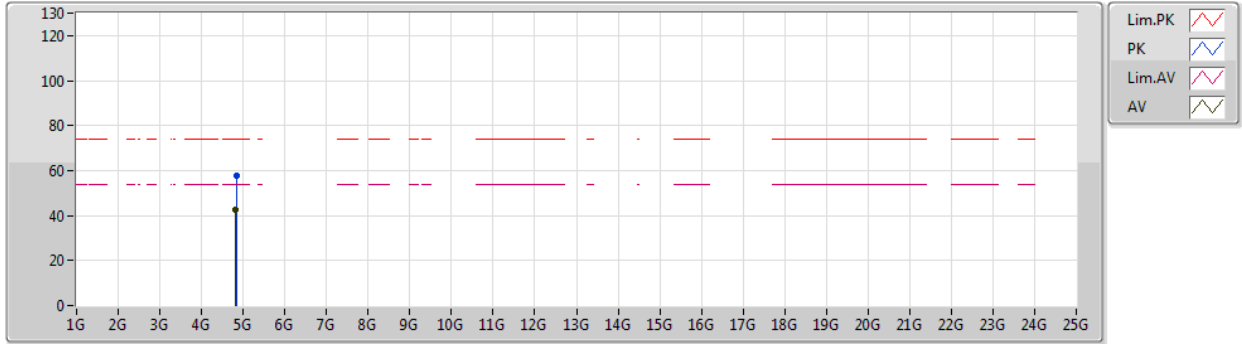
Type	Freq (Hz)	Level (dBuV/m)	Limit (dBuV/m)	Margin (dB)	Factor (dB)	Dist (m)	Condition	Azimuth (°)	Height (m)	Comment	Raw (dBuV)	AF (dB)	CL (dB)	PA (dB)
AV	2.39G	47.79	54.00	-6.21	34.97	3	Horizontal	201	1.50	-	12.82	27.64	7.33	-
AV	2.413G	91.51	Inf	-Inf	34.93	3	Horizontal	201	1.50	-	56.58	27.59	7.34	-
PK	2.3756G	61.13	74.00	-12.87	35.04	3	Horizontal	201	1.50	-	26.09	27.70	7.34	-
PK	2.4142G	101.12	Inf	-Inf	34.93	3	Horizontal	201	1.50	-	66.19	27.59	7.34	-



802.11g\_Nss1,(6Mbps)\_1TX(Port1)

20/09/2019

2412MHz\_TX



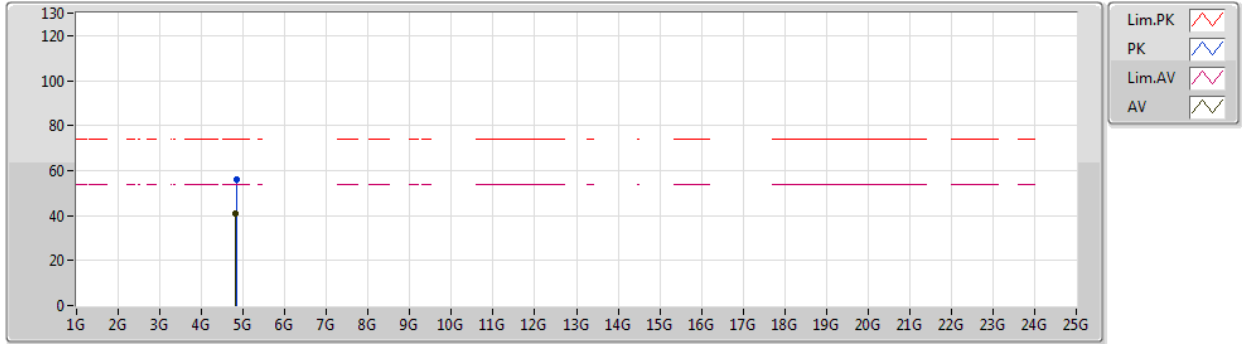
Type	Freq (Hz)	Level (dBuV/m)	Limit (dBuV/m)	Margin (dB)	Factor (dB)	Dist (m)	Condition	Azimuth (°)	Height (m)	Comment	Raw (dBuV)	AF (dB)	CL (dB)	PA (dB)
AV	4.82694G	42.38	54.00	-11.62	6.99	3	Vertical	190	1.49	-	35.39	31.10	9.94	34.05
PK	4.82976G	57.47	74.00	-16.53	6.99	3	Vertical	190	1.49	-	50.48	31.10	9.94	34.05



802.11g\_Nss1,(6Mbps)\_1TX(Port1)

20/09/2019

2412MHz\_TX

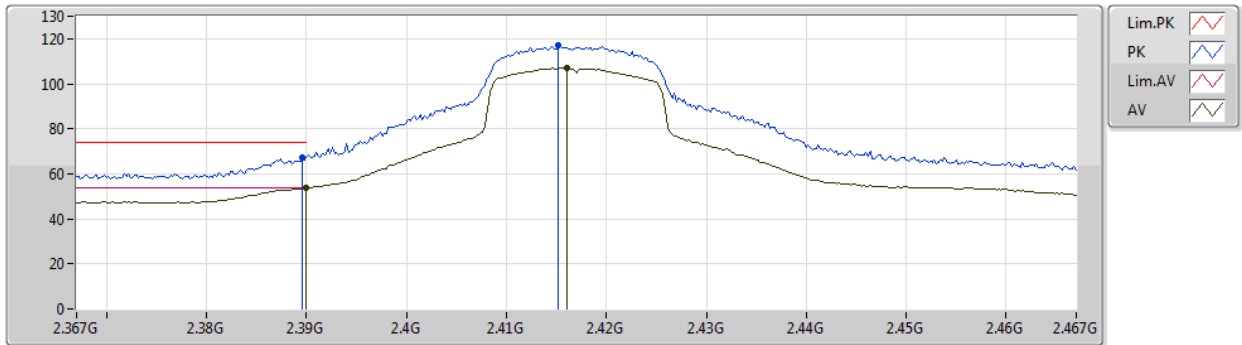


Type	Freq (Hz)	Level (dBuV/m)	Limit (dBuV/m)	Margin (dB)	Factor (dB)	Dist (m)	Condition	Azimuth (°)	Height (m)	Comment	Raw (dBuV)	AF (dB)	CL (dB)	PA (dB)
AV	4.82796G	41.08	54.00	-12.92	6.99	3	Horizontal	145	1.14	-	34.09	31.10	9.94	34.05
PK	4.82964G	56.09	74.00	-17.91	6.99	3	Horizontal	145	1.14	-	49.10	31.10	9.94	34.05

802.11g\_Nss1,(6Mbps)\_1TX(Port1)

20/09/2019

2417MHz\_TX



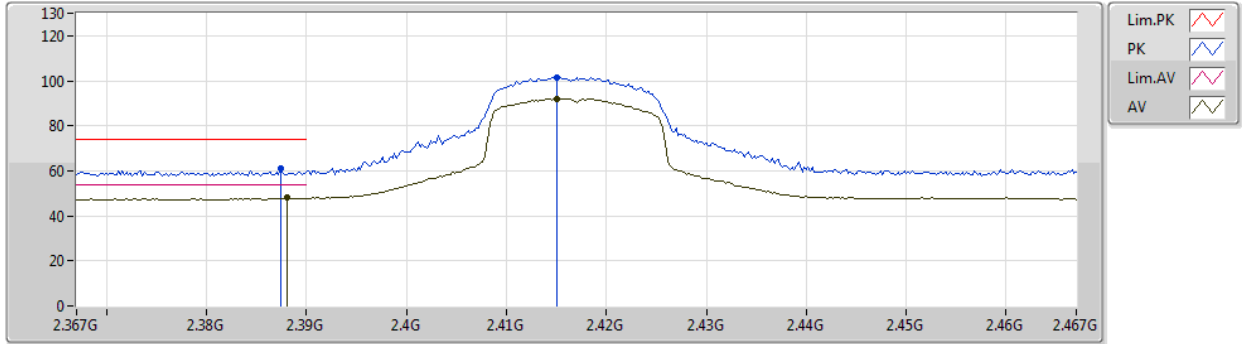
Type	Freq (Hz)	Level (dBuV/m)	Limit (dBuV/m)	Margin (dB)	Factor (dB)	Dist (m)	Condition	Azimuth (°)	Height (m)	Comment	Raw (dBuV)	AF (dB)	CL (dB)	PA (dB)
AV	2.39G	53.86	54.00	-0.14	34.97	3	Vertical	355	1.77	-	18.89	27.64	7.33	-
AV	2.416G	107.14	Inf	-Inf	34.92	3	Vertical	355	1.77	-	72.22	27.58	7.34	-
PK	2.3896G	67.18	74.00	-6.82	34.97	3	Vertical	355	1.77	-	32.21	27.64	7.33	-
PK	2.4152G	116.96	Inf	-Inf	34.92	3	Vertical	355	1.77	-	82.04	27.58	7.34	-



802.11g\_Nss1,(6Mbps)\_1TX(Port1)

20/09/2019

2417MHz\_TX



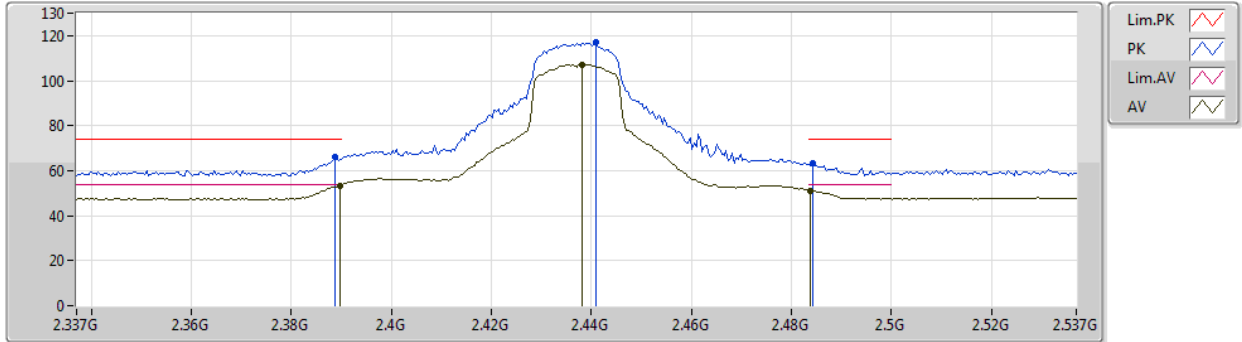
Type	Freq (Hz)	Level (dBuV/m)	Limit (dBuV/m)	Margin (dB)	Factor (dB)	Dist (m)	Condition	Azimuth (°)	Height (m)	Comment	Raw (dBuV)	AF (dB)	CL (dB)	PA (dB)
AV	2.388G	48.03	54.00	-5.97	34.98	3	Horizontal	198	1.50	-	13.05	27.65	7.33	-
AV	2.415G	92.14	Inf	-Inf	34.93	3	Horizontal	198	1.50	-	57.21	27.59	7.34	-
PK	2.3874G	60.82	74.00	-13.18	34.98	3	Horizontal	198	1.50	-	25.84	27.65	7.33	-
PK	2.415G	101.48	Inf	-Inf	34.93	3	Horizontal	198	1.50	-	66.55	27.59	7.34	-



802.11g\_Nss1,(6Mbps)\_1TX(Port1)

20/09/2019

2437MHz\_TX

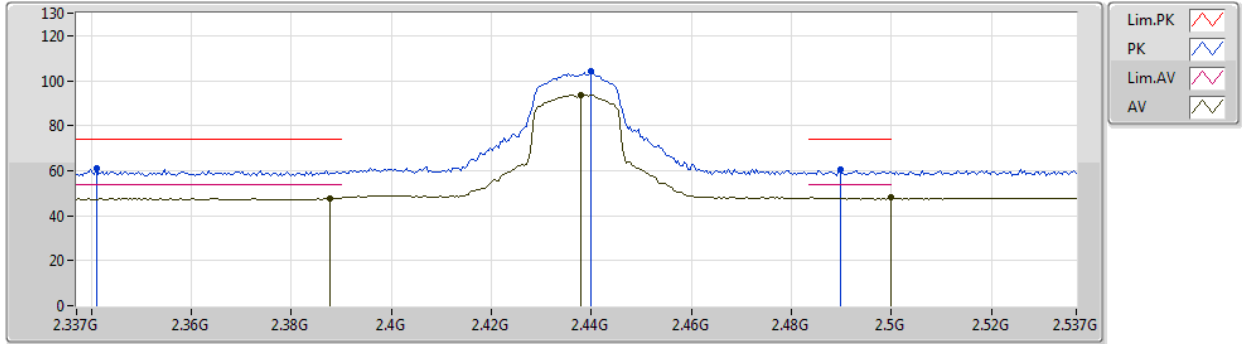


Type	Freq (Hz)	Level (dBuV/m)	Limit (dBuV/m)	Margin (dB)	Factor (dB)	Dist (m)	Condition	Azimuth (°)	Height (m)	Comment	Raw (dBuV)	AF (dB)	CL (dB)	PA (dB)
AV	2.3898G	53.43	54.00	-0.57	34.97	3	Vertical	0	1.50	-	18.46	27.64	7.33	-
AV	2.4382G	107.13	Inf	-Inf	34.91	3	Vertical	0	1.50	-	72.22	27.56	7.35	-
AV	2.4838G	51.04	54.00	-2.96	34.89	3	Vertical	0	1.50	-	16.15	27.52	7.37	-
PK	2.3886G	65.91	74.00	-8.09	34.98	3	Vertical	0	1.50	-	30.93	27.65	7.33	-
PK	2.441G	116.95	Inf	-Inf	34.91	3	Vertical	0	1.50	-	82.04	27.56	7.35	-
PK	2.4842G	63.23	74.00	-10.77	34.89	3	Vertical	0	1.50	-	28.34	27.52	7.37	-

802.11g\_Nss1,(6Mbps)\_1TX(Port1)

20/09/2019

2437MHz\_TX



Type	Freq (Hz)	Level (dBuV/m)	Limit (dBuV/m)	Margin (dB)	Factor (dB)	Dist (m)	Condition	Azimuth (°)	Height (m)	Comment	Raw (dBuV)	AF (dB)	CL (dB)	PA (dB)
AV	2.3878G	47.77	54.00	-6.23	34.98	3	Horizontal	200	1.63	-	12.79	27.65	7.33	-
AV	2.4378G	93.77	Inf	-Inf	34.91	3	Horizontal	200	1.63	-	58.86	27.56	7.35	-
AV	2.4998G	48.00	54.00	-6.00	34.87	3	Horizontal	200	1.63	-	13.13	27.50	7.37	-
PK	2.341G	60.98	74.00	-13.02	35.18	3	Horizontal	200	1.63	-	25.80	27.84	7.34	-
PK	2.4398G	104.36	Inf	-Inf	34.91	3	Horizontal	200	1.63	-	69.45	27.56	7.35	-
PK	2.4898G	60.50	74.00	-13.50	34.88	3	Horizontal	200	1.63	-	25.62	27.51	7.37	-

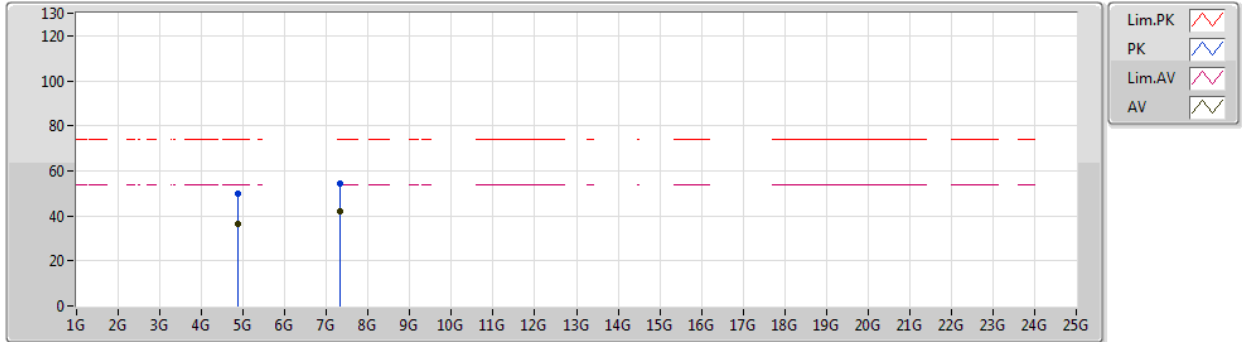




802.11g\_Nss1,(6Mbps)\_1TX(Port1)

20/09/2019

2437MHz\_TX

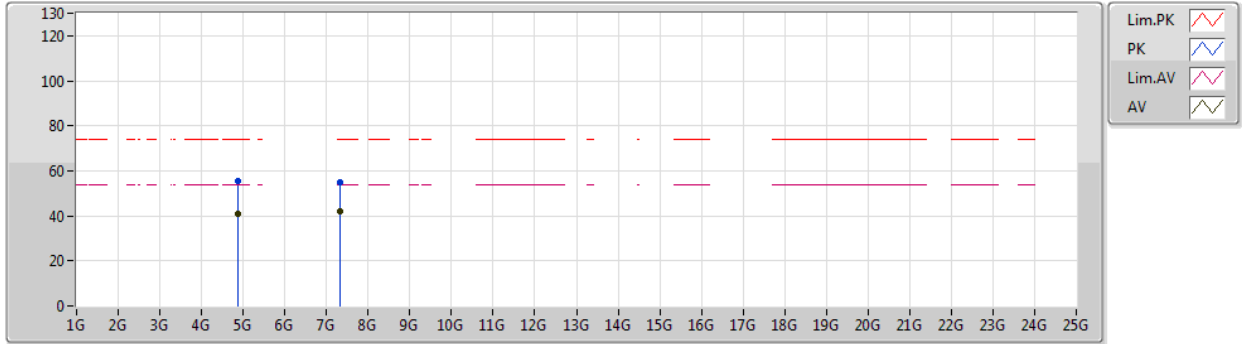


Type	Freq (Hz)	Level (dBuV/m)	Limit (dBuV/m)	Margin (dB)	Factor (dB)	Dist (m)	Condition	Azimuth (°)	Height (m)	Comment	Raw (dBuV)	AF (dB)	CL (dB)	PA (dB)
AV	4.88072G	36.55	54.00	-17.45	7.03	3	Vertical	68	2.04	-	29.52	31.10	9.98	34.05
AV	7.31988G	42.03	54.00	-11.97	13.31	3	Vertical	106	1.36	-	28.72	36.28	11.30	34.27
PK	4.87274G	49.70	74.00	-24.30	7.03	3	Vertical	68	2.04	-	42.67	31.10	9.98	34.05
PK	7.31538G	54.36	74.00	-19.64	13.31	3	Vertical	106	1.36	-	41.05	36.28	11.30	34.27

802.11g\_Nss1,(6Mbps)\_1TX(Port1)

20/09/2019

2437MHz\_TX



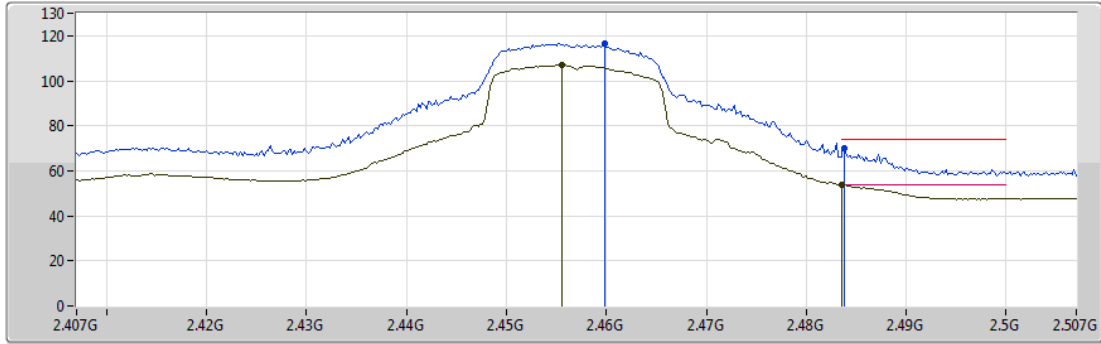
Type	Freq (Hz)	Level (dBuV/m)	Limit (dBuV/m)	Margin (dB)	Factor (dB)	Dist (m)	Condition	Azimuth (°)	Height (m)	Comment	Raw (dBuV)	AF (dB)	CL (dB)	PA (dB)
AV	4.87274G	40.68	54.00	-13.32	7.03	3	Horizontal	142	1.00	-	33.65	31.10	9.98	34.05
AV	7.31562G	42.07	54.00	-11.93	13.31	3	Horizontal	317	1.23	-	28.76	36.28	11.30	34.27
PK	4.8698G	55.40	74.00	-18.60	7.02	3	Horizontal	142	1.00	-	48.38	31.10	9.97	34.05
PK	7.32288G	55.06	74.00	-18.94	13.32	3	Horizontal	317	1.23	-	41.74	36.28	11.31	34.27



802.11g\_Nss1,(6Mbps)\_1TX(Port1)

20/09/2019

2457MHz\_TX

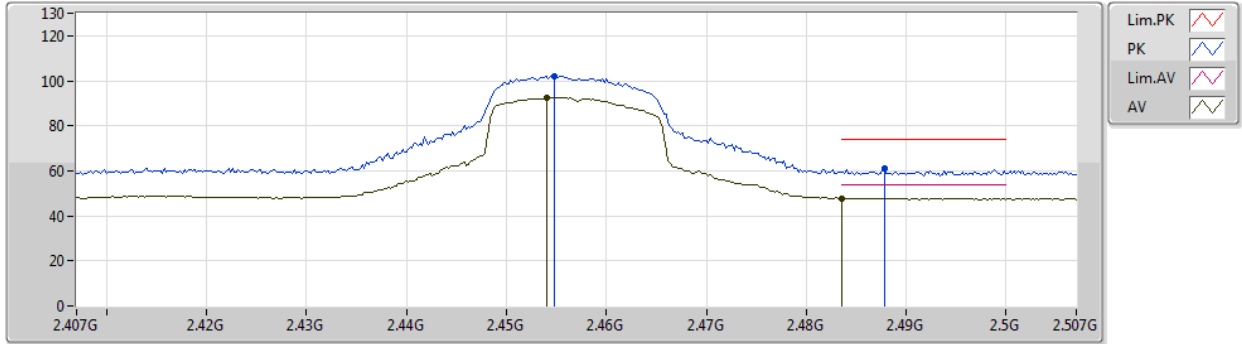


Type	Freq (Hz)	Level (dBuV/m)	Limit (dBuV/m)	Margin (dB)	Factor (dB)	Dist (m)	Condition	Azimuth (°)	Height (m)	Comment	Raw (dBuV)	AF (dB)	CL (dB)	PA (dB)
AV	2.4556G	106.88	Inf	-Inf	34.90	3	Vertical	355	1.70	-	71.98	27.54	7.36	-
AV	2.4835G	53.80	54.00	-0.20	34.89	3	Vertical	355	1.70	-	18.91	27.52	7.37	-
PK	2.4598G	116.47	Inf	-Inf	34.90	3	Vertical	355	1.70	-	81.57	27.54	7.36	-
PK	2.4838G	69.82	74.00	-4.18	34.89	3	Vertical	355	1.70	-	34.93	27.52	7.37	-

802.11g\_Nss1,(6Mbps)\_1TX(Port1)

20/09/2019

2457MHz\_TX



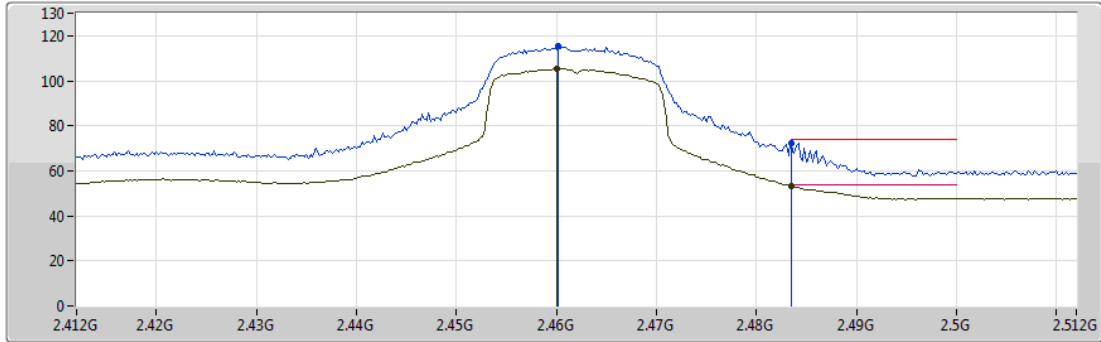
Type	Freq (Hz)	Level (dBuV/m)	Limit (dBuV/m)	Margin (dB)	Factor (dB)	Dist (m)	Condition	Azimuth (°)	Height (m)	Comment	Raw (dBuV)	AF (dB)	CL (dB)	PA (dB)
AV	2.454G	92.55	Inf	-Inf	34.90	3	Horizontal	347	1.67	-	57.65	27.55	7.35	-
AV	2.4835G	47.88	54.00	-6.12	34.89	3	Horizontal	347	1.67	-	12.99	27.52	7.37	-
PK	2.4548G	102.04	Inf	-Inf	34.90	3	Horizontal	347	1.67	-	67.14	27.55	7.35	-
PK	2.4878G	60.91	74.00	-13.09	34.88	3	Horizontal	347	1.67	-	26.03	27.51	7.37	-



802.11g\_Nss1,(6Mbps)\_1TX(Port1)

20/09/2019

2462MHz\_TX

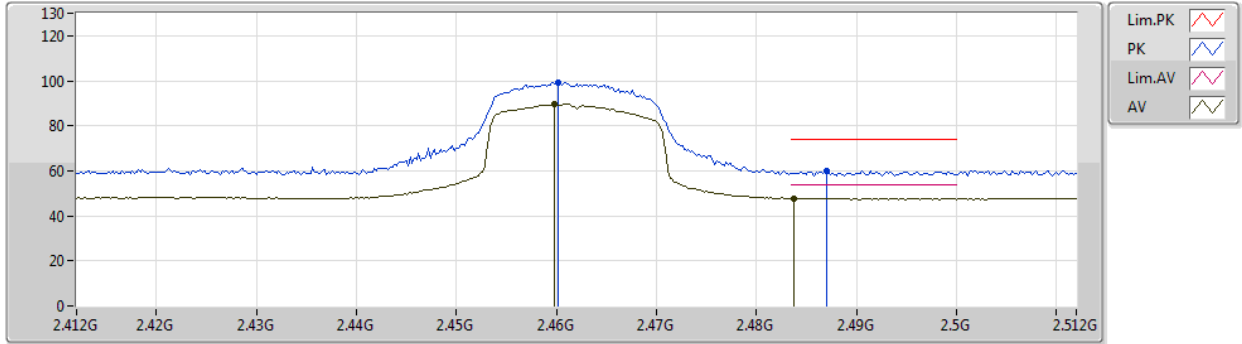


Type	Freq (Hz)	Level (dBuV/m)	Limit (dBuV/m)	Margin (dB)	Factor (dB)	Dist (m)	Condition	Azimuth (°)	Height (m)	Comment	Raw (dBuV)	AF (dB)	CL (dB)	PA (dB)
AV	2.46G	105.23	Inf	-Inf	34.90	3	Vertical	57	1.92	-	70.33	27.54	7.36	-
AV	2.4835G	53.06	54.00	-0.94	34.89	3	Vertical	57	1.92	-	18.17	27.52	7.37	-
PK	2.4602G	115.18	Inf	-Inf	34.90	3	Vertical	57	1.92	-	80.28	27.54	7.36	-
PK	2.4835G	72.47	74.00	-1.53	34.89	3	Vertical	57	1.92	-	37.58	27.52	7.37	-

802.11g\_Nss1,(6Mbps)\_1TX(Port1)

20/09/2019

2462MHz\_TX

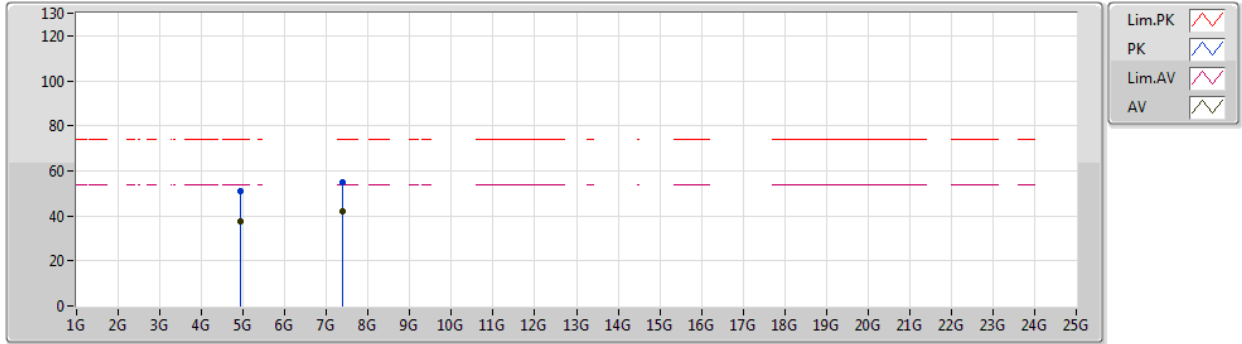


Type	Freq (Hz)	Level (dBuV/m)	Limit (dBuV/m)	Margin (dB)	Factor (dB)	Dist (m)	Condition	Azimuth (°)	Height (m)	Comment	Raw (dBuV)	AF (dB)	CL (dB)	PA (dB)
AV	2.4598G	89.47	Inf	-Inf	34.90	3	Horizontal	338	1.50	-	54.57	27.54	7.36	-
AV	2.4838G	47.83	54.00	-6.17	34.89	3	Horizontal	338	1.50	-	12.94	27.52	7.37	-
PK	2.4602G	99.43	Inf	-Inf	34.90	3	Horizontal	338	1.50	-	64.53	27.54	7.36	-
PK	2.487G	59.81	74.00	-14.19	34.88	3	Horizontal	338	1.50	-	24.93	27.51	7.37	-

802.11g\_Nss1,(6Mbps)\_1TX(Port1)

20/09/2019

2462MHz\_TX



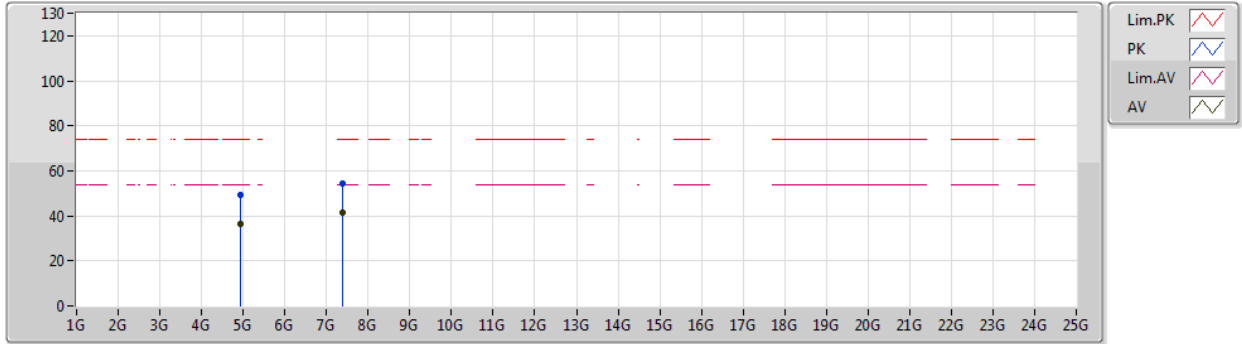
Type	Freq (Hz)	Level (dBuV/m)	Limit (dBuV/m)	Margin (dB)	Factor (dB)	Dist (m)	Condition	Azimuth (°)	Height (m)	Comment	Raw (dBuV)	AF (dB)	CL (dB)	PA (dB)
AV	4.9282G	37.72	54.00	-16.28	7.18	3	Vertical	153	1.67	-	30.54	31.21	10.02	34.05
AV	7.39818G	41.79	54.00	-12.21	13.25	3	Vertical	125	2.24	-	28.54	36.20	11.34	34.29
PK	4.92454G	51.01	74.00	-22.99	7.17	3	Vertical	153	1.67	-	43.84	31.20	10.02	34.05
PK	7.39176G	54.81	74.00	-19.19	13.26	3	Vertical	125	2.24	-	41.55	36.21	11.34	34.29



802.11g\_Nss1,(6Mbps)\_1TX(Port1)

20/09/2019

2462MHz\_TX



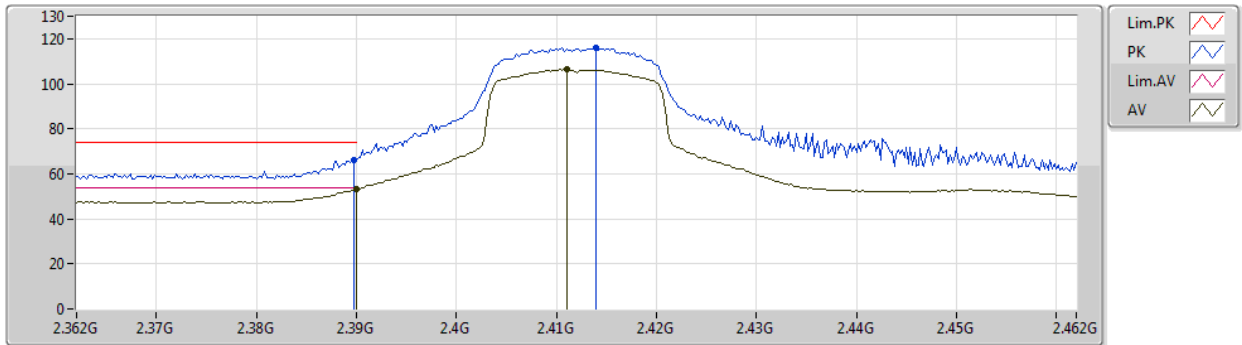
Type	Freq (Hz)	Level (dBuV/m)	Limit (dBuV/m)	Margin (dB)	Factor (dB)	Dist (m)	Condition	Azimuth (°)	Height (m)	Comment	Raw (dBuV)	AF (dB)	CL (dB)	PA (dB)
AV	4.92706G	36.46	54.00	-17.54	7.18	3	Horizontal	213	1.42	-	29.28	31.21	10.02	34.05
AV	7.37232G	41.67	54.00	-12.33	13.28	3	Horizontal	147	2.16	-	28.39	36.23	11.33	34.28
PK	4.92394G	49.33	74.00	-24.67	7.17	3	Horizontal	231	1.42	-	42.16	31.20	10.02	34.05
PK	7.38444G	54.50	74.00	-19.50	13.26	3	Horizontal	147	2.16	-	41.24	36.22	11.33	34.29



802.11g\_Nss1,(6Mbps)\_1TX(Port2)

20/09/2019

2412MHz\_TX



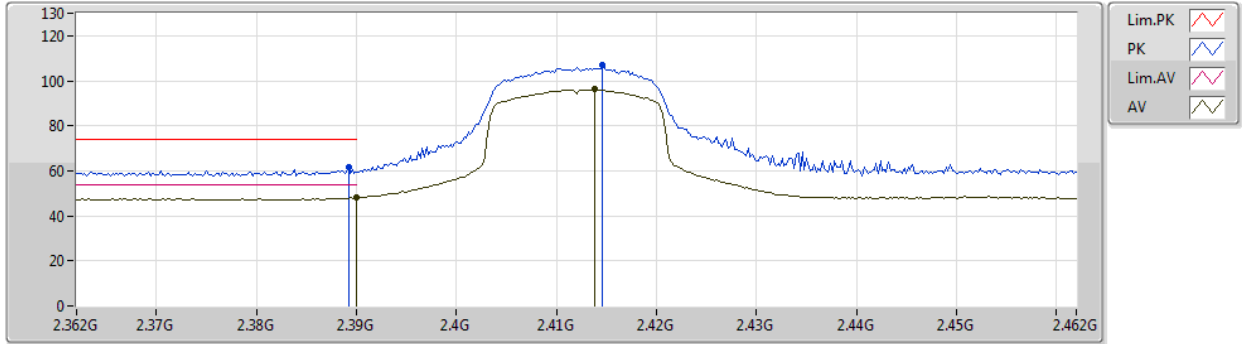
Type	Freq (Hz)	Level (dBuV/m)	Limit (dBuV/m)	Margin (dB)	Factor (dB)	Dist (m)	Condition	Azimuth (°)	Height (m)	Comment	Raw (dBuV)	AF (dB)	CL (dB)	PA (dB)
AV	2.39G	53.26	54.00	-0.74	34.97	3	Vertical	355	2.21	-	18.29	27.64	7.33	-
AV	2.411G	106.38	Inf	-Inf	34.93	3	Vertical	355	2.21	-	71.45	27.59	7.34	-
PK	2.3898G	66.28	74.00	-7.72	34.97	3	Vertical	355	2.21	-	31.31	27.64	7.33	-
PK	2.414G	116.04	Inf	-Inf	34.93	3	Vertical	355	2.21	-	81.11	27.59	7.34	-



802.11g\_Nss1,(6Mbps)\_1TX(Port2)

20/09/2019

2412MHz\_TX



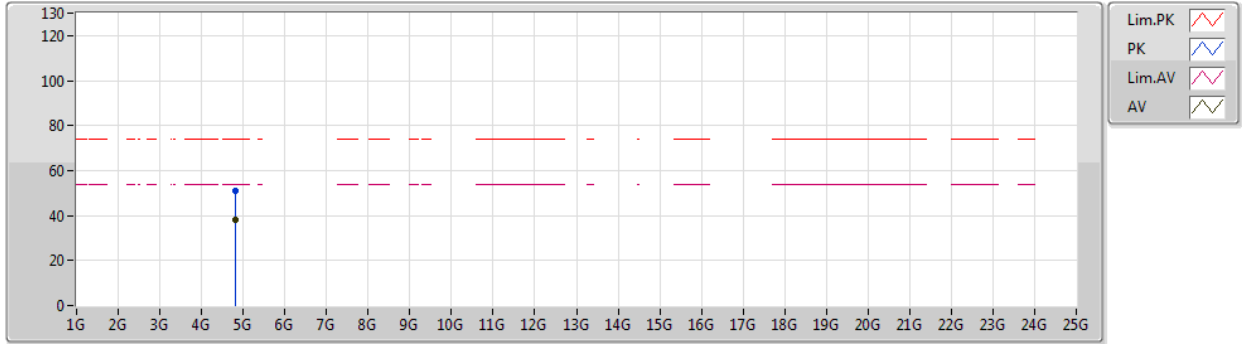
Type	Freq (Hz)	Level (dBuV/m)	Limit (dBuV/m)	Margin (dB)	Factor (dB)	Dist (m)	Condition	Azimuth (°)	Height (m)	Comment	Raw (dBuV)	AF (dB)	CL (dB)	PA (dB)
AV	2.39G	48.03	54.00	-5.97	34.97	3	Horizontal	42	2.96	-	13.06	27.64	7.33	-
AV	2.4138G	96.11	Inf	-Inf	34.93	3	Horizontal	42	2.96	-	61.18	27.59	7.34	-
PK	2.3892G	61.76	74.00	-12.24	34.97	3	Horizontal	42	2.96	-	26.79	27.64	7.33	-
PK	2.4146G	106.84	Inf	-Inf	34.93	3	Horizontal	42	2.96	-	71.91	27.59	7.34	-



802.11g\_Nss1,(6Mbps)\_1TX(Port2)

20/09/2019

2412MHz\_TX

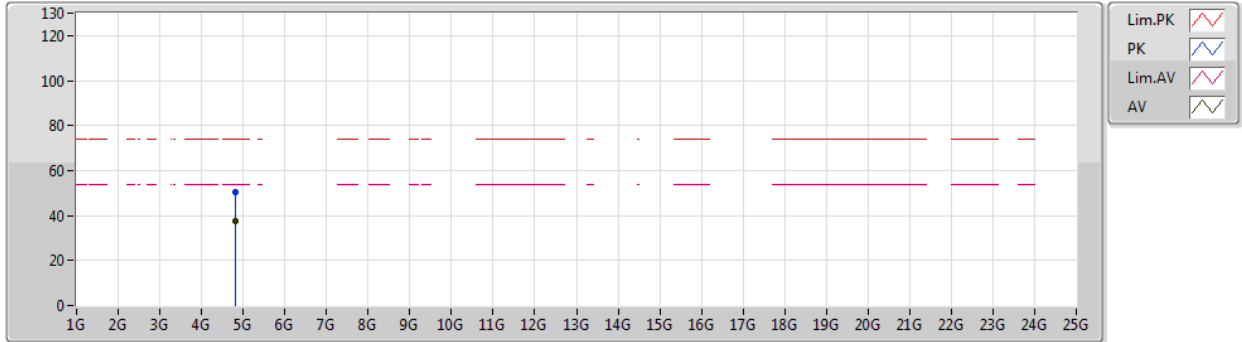


Type	Freq (Hz)	Level (dBuV/m)	Limit (dBuV/m)	Margin (dB)	Factor (dB)	Dist (m)	Condition	Azimuth (°)	Height (m)	Comment	Raw (dBuV)	AF (dB)	CL (dB)	PA (dB)
AV	4.82406G	37.94	54.00	-16.06	6.99	3	Vertical	175	1.72	-	30.95	31.10	9.94	34.05
PK	4.82628G	51.03	74.00	-22.97	6.99	3	Vertical	175	1.72	-	44.04	31.10	9.94	34.05

802.11g\_Nss1,(6Mbps)\_1TX(Port2)

20/09/2019

2412MHz\_TX



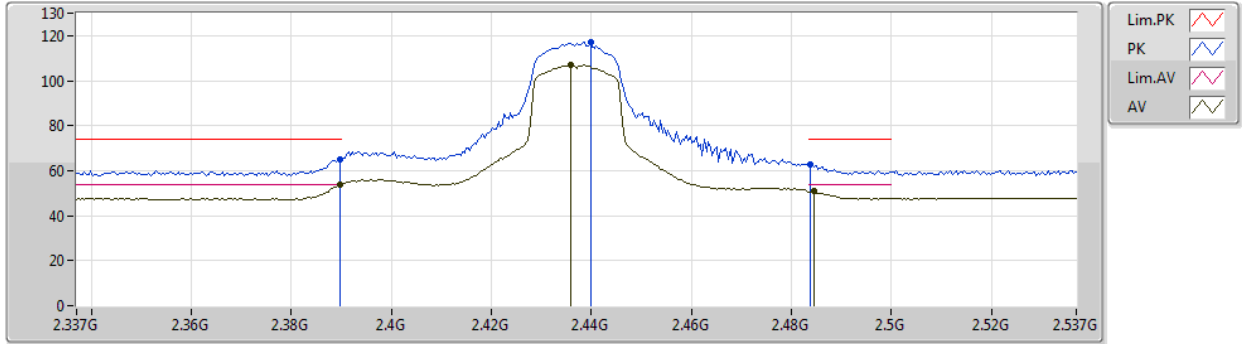
Type	Freq (Hz)	Level (dBuV/m)	Limit (dBuV/m)	Margin (dB)	Factor (dB)	Dist (m)	Condition	Azimuth (°)	Height (m)	Comment	Raw (dBuV)	AF (dB)	CL (dB)	PA (dB)
AV	4.82118G	37.55	54.00	-16.45	6.98	3	Horizontal	94	1.93	-	30.57	31.10	9.93	34.05
PK	4.82622G	50.37	74.00	-23.63	6.99	3	Horizontal	94	1.93	-	43.38	31.10	9.94	34.05



802.11g\_Nss1,(6Mbps)\_1TX(Port2)

20/09/2019

2437MHz\_TX



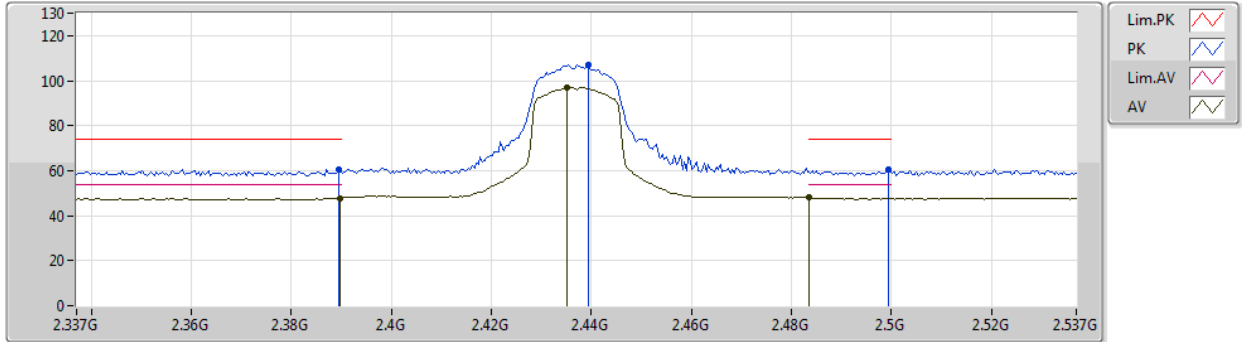
Type	Freq (Hz)	Level (dBuV/m)	Limit (dBuV/m)	Margin (dB)	Factor (dB)	Dist (m)	Condition	Azimuth (°)	Height (m)	Comment	Raw (dBuV)	AF (dB)	CL (dB)	PA (dB)
AV	2.3898G	53.59	54.00	-0.41	34.97	3	Vertical	356	2.02	-	18.62	27.64	7.33	-
AV	2.4358G	106.93	Inf	-Inf	34.91	3	Vertical	356	2.02	-	72.02	27.56	7.35	-
AV	2.4846G	50.86	54.00	-3.14	34.89	3	Vertical	356	2.02	-	15.97	27.52	7.37	-
PK	2.3898G	65.17	74.00	-8.83	34.97	3	Vertical	356	2.02	-	30.20	27.64	7.33	-
PK	2.4398G	117.10	Inf	-Inf	34.91	3	Vertical	356	2.02	-	82.19	27.56	7.35	-
PK	2.4838G	62.68	74.00	-11.32	34.89	3	Vertical	356	2.02	-	27.79	27.52	7.37	-



802.11g\_Nss1,(6Mbps)\_1TX(Port2)

20/09/2019

2437MHz\_TX

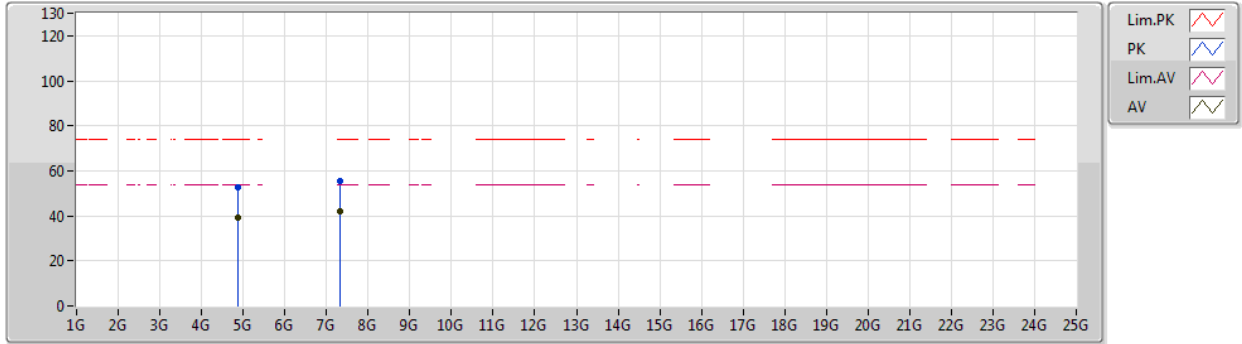


Type	Freq (Hz)	Level (dBuV/m)	Limit (dBuV/m)	Margin (dB)	Factor (dB)	Dist (m)	Condition	Azimuth (°)	Height (m)	Comment	Raw (dBuV)	AF (dB)	CL (dB)	PA (dB)
AV	2.3898G	47.86	54.00	-6.14	34.97	3	Horizontal	39	2.22	-	12.89	27.64	7.33	-
AV	2.435G	96.92	Inf	-Inf	34.92	3	Horizontal	39	2.22	-	62.00	27.57	7.35	-
AV	2.4835G	47.95	54.00	-6.05	34.89	3	Horizontal	39	2.22	-	13.06	27.52	7.37	-
PK	2.3894G	60.57	74.00	-13.43	34.97	3	Horizontal	39	2.22	-	25.60	27.64	7.33	-
PK	2.4394G	106.94	Inf	-Inf	34.91	3	Horizontal	39	2.22	-	72.03	27.56	7.35	-
PK	2.4994G	60.46	74.00	-13.54	34.87	3	Horizontal	39	2.22	-	25.59	27.50	7.37	-

802.11g\_Nss1,(6Mbps)\_1TX(Port2)

20/09/2019

2437MHz\_TX

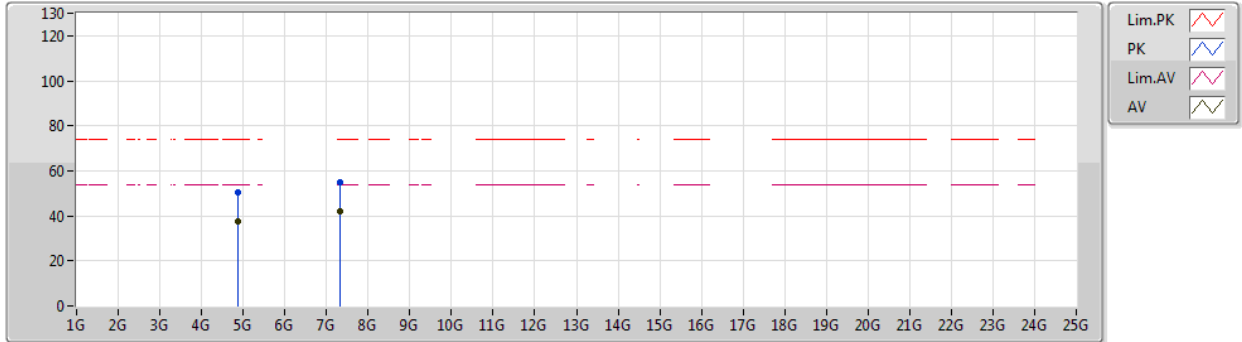


Type	Freq (Hz)	Level (dBuV/m)	Limit (dBuV/m)	Margin (dB)	Factor (dB)	Dist (m)	Condition	Azimuth (°)	Height (m)	Comment	Raw (dBuV)	AF (dB)	CL (dB)	PA (dB)
AV	4.87538G	38.99	54.00	-15.01	7.03	3	Vertical	167	1.80	-	31.96	31.10	9.98	34.05
AV	7.31454G	42.13	54.00	-11.87	13.32	3	Vertical	303	2.33	-	28.81	36.29	11.30	34.27
PK	4.87538G	52.45	74.00	-21.55	7.03	3	Vertical	167	1.80	-	45.42	31.10	9.98	34.05
PK	7.31286G	55.46	74.00	-18.54	13.32	3	Vertical	303	2.33	-	42.14	36.29	11.30	34.27

802.11g\_Nss1,(6Mbps)\_1TX(Port2)

20/09/2019

2437MHz\_TX



Type	Freq (Hz)	Level (dBuV/m)	Limit (dBuV/m)	Margin (dB)	Factor (dB)	Dist (m)	Condition	Azimuth (°)	Height (m)	Comment	Raw (dBuV)	AF (dB)	CL (dB)	PA (dB)
AV	4.87442G	37.78	54.00	-16.22	7.03	3	Horizontal	25	2.21	-	30.75	31.10	9.98	34.05
AV	7.31622G	42.03	54.00	-11.97	13.31	3	Horizontal	216	1.28	-	28.72	36.28	11.30	34.27
PK	4.87946G	50.32	74.00	-23.68	7.03	3	Horizontal	25	2.21	-	43.29	31.10	9.98	34.05
PK	7.31292G	54.75	74.00	-19.25	13.32	3	Horizontal	216	1.28	-	41.43	36.29	11.30	34.27

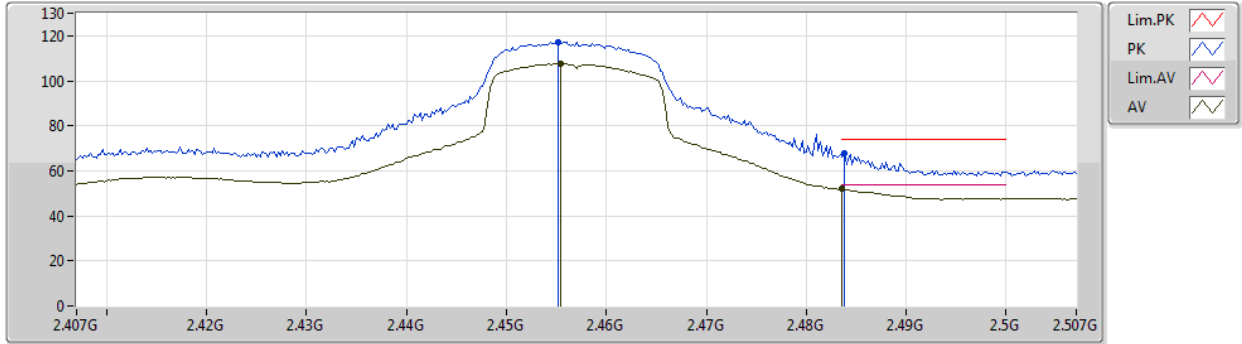




802.11g\_Nss1,(6Mbps)\_1TX(Port2)

20/09/2019

2457MHz\_TX



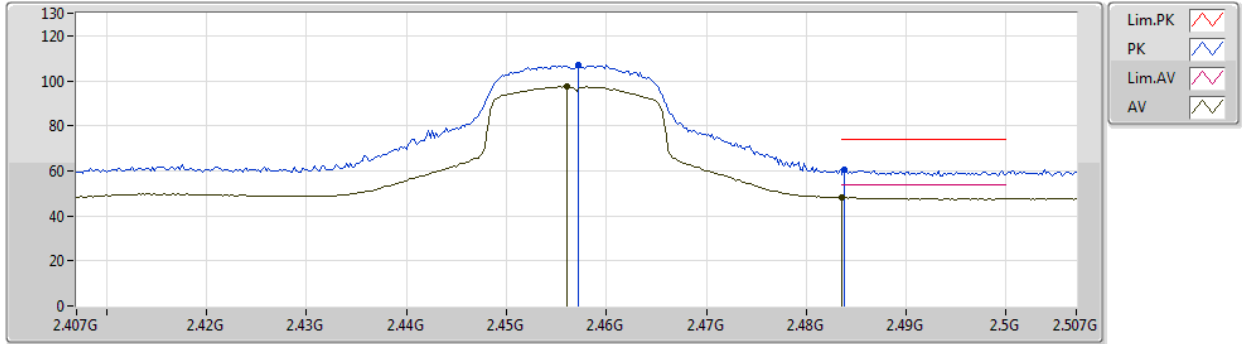
Type	Freq (Hz)	Level (dBuV/m)	Limit (dBuV/m)	Margin (dB)	Factor (dB)	Dist (m)	Condition	Azimuth (°)	Height (m)	Comment	Raw (dBuV)	AF (dB)	CL (dB)	PA (dB)
AV	2.4554G	107.73	Inf	-Inf	34.90	3	Vertical	359	2.12	-	72.83	27.54	7.36	-
AV	2.4835G	51.98	54.00	-2.02	34.89	3	Vertical	359	2.12	-	17.09	27.52	7.37	-
PK	2.4552G	117.30	Inf	-Inf	34.90	3	Vertical	359	2.12	-	82.40	27.54	7.36	-
PK	2.4838G	67.79	74.00	-6.21	34.89	3	Vertical	359	2.12	-	32.90	27.52	7.37	-



802.11g\_Nss1,(6Mbps)\_1TX(Port2)

20/09/2019

2457MHz\_TX

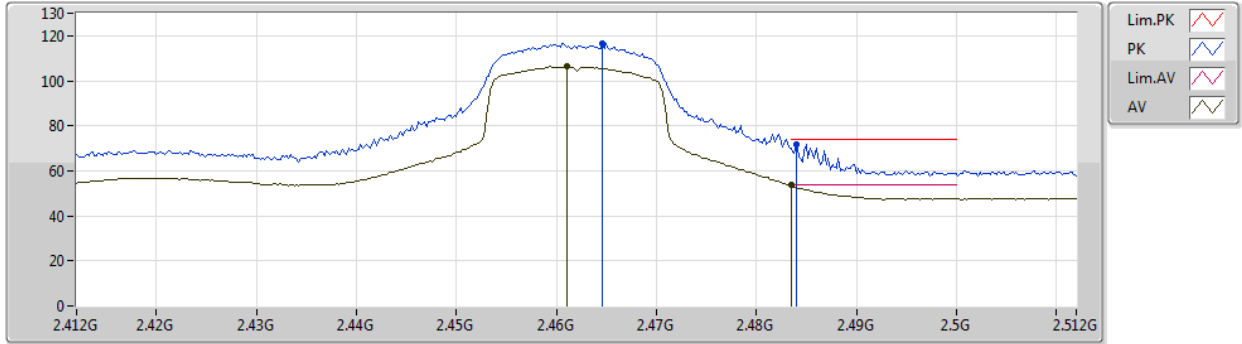


Type	Freq (Hz)	Level (dBuV/m)	Limit (dBuV/m)	Margin (dB)	Factor (dB)	Dist (m)	Condition	Azimuth (°)	Height (m)	Comment	Raw (dBuV)	AF (dB)	CL (dB)	PA (dB)
AV	2.456G	97.36	Inf	-Inf	34.90	3	Horizontal	37	2.42	-	62.46	27.54	7.36	-
AV	2.4836G	48.16	54.00	-5.84	34.89	3	Horizontal	37	2.42	-	13.27	27.52	7.37	-
PK	2.4572G	106.99	Inf	-Inf	34.90	3	Horizontal	37	2.42	-	72.09	27.54	7.36	-
PK	2.4838G	60.42	74.00	-13.58	34.89	3	Horizontal	37	2.42	-	25.53	27.52	7.37	-

802.11g\_Nss1,(6Mbps)\_1TX(Port2)

20/09/2019

2462MHz\_TX

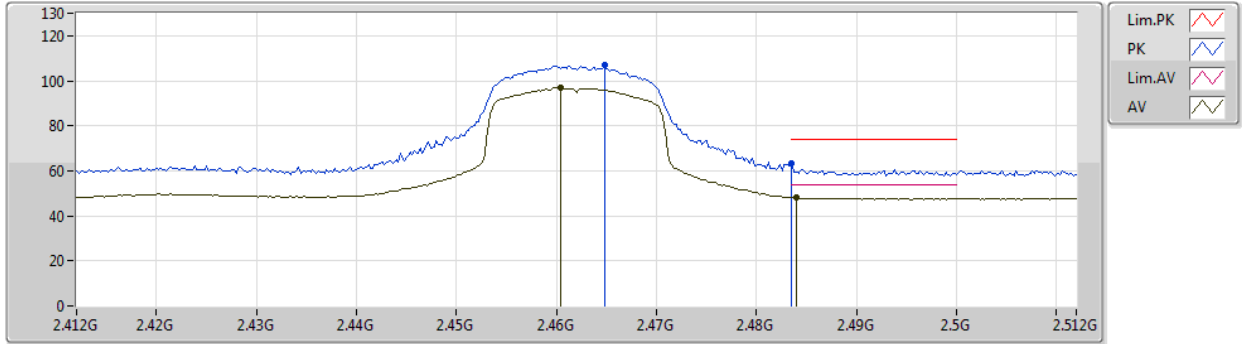


Type	Freq (Hz)	Level (dBuV/m)	Limit (dBuV/m)	Margin (dB)	Factor (dB)	Dist (m)	Condition	Azimuth (°)	Height (m)	Comment	Raw (dBuV)	AF (dB)	CL (dB)	PA (dB)
AV	2.461G	106.21	Inf	-Inf	34.90	3	Vertical	359	1.71	-	71.31	27.54	7.36	-
AV	2.4835G	53.54	54.00	-0.46	34.89	3	Vertical	359	1.71	-	18.65	27.52	7.37	-
PK	2.4646G	116.48	Inf	-Inf	34.90	3	Vertical	359	1.71	-	81.58	27.54	7.36	-
PK	2.484G	71.69	74.00	-2.31	34.89	3	Vertical	359	1.71	-	36.80	27.52	7.37	-

802.11g\_Nss1,(6Mbps)\_1TX(Port2)

20/09/2019

2462MHz\_TX

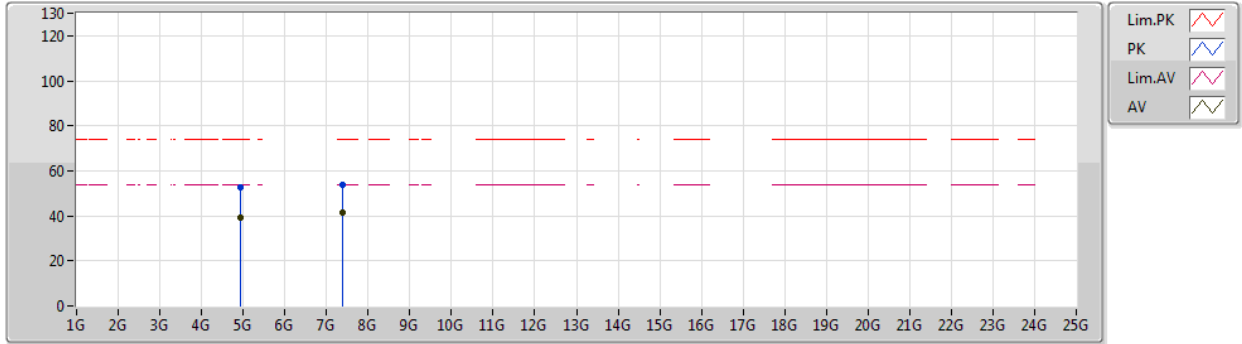


Type	Freq (Hz)	Level (dBuV/m)	Limit (dBuV/m)	Margin (dB)	Factor (dB)	Dist (m)	Condition	Azimuth (°)	Height (m)	Comment	Raw (dBuV)	AF (dB)	CL (dB)	PA (dB)
AV	2.4604G	96.84	Inf	-Inf	34.90	3	Horizontal	42	2.68	-	61.94	27.54	7.36	-
AV	2.484G	48.36	54.00	-5.64	34.89	3	Horizontal	42	2.68	-	13.47	27.52	7.37	-
PK	2.4648G	106.98	Inf	-Inf	34.90	3	Horizontal	42	2.68	-	72.08	27.54	7.36	-
PK	2.4835G	63.23	74.00	-10.77	34.89	3	Horizontal	42	2.68	-	28.34	27.52	7.37	-

802.11g\_Nss1,(6Mbps)\_1TX(Port2)

20/09/2019

2462MHz\_TX



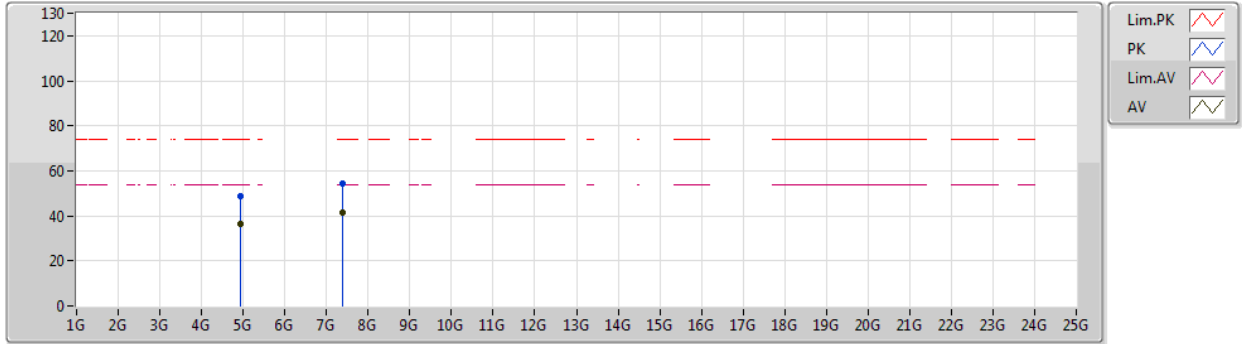
Type	Freq (Hz)	Level (dBuV/m)	Limit (dBuV/m)	Margin (dB)	Factor (dB)	Dist (m)	Condition	Azimuth (°)	Height (m)	Comment	Raw (dBuV)	AF (dB)	CL (dB)	PA (dB)
AV	4.92694G	38.96	54.00	-15.04	7.18	3	Vertical	167	1.78	-	31.78	31.21	10.02	34.05
AV	7.4007G	41.57	54.00	-12.43	13.25	3	Vertical	314	1.48	-	28.32	36.20	11.34	34.29
PK	4.92898G	52.54	74.00	-21.46	7.19	3	Vertical	167	1.78	-	45.35	31.22	10.02	34.05
PK	7.3971G	54.01	74.00	-19.99	13.25	3	Vertical	314	1.48	-	40.76	36.20	11.34	34.29



802.11g\_Nss1,(6Mbps)\_1TX(Port2)

20/09/2019

2462MHz\_TX



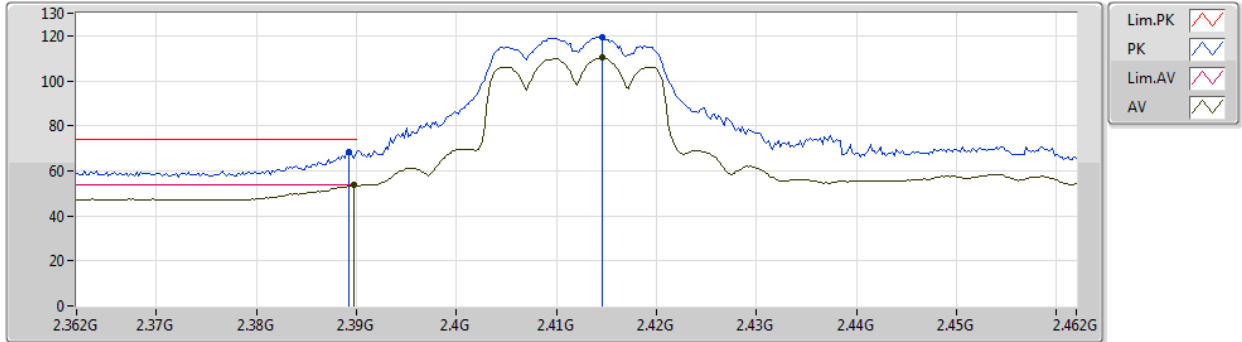
Type	Freq (Hz)	Level (dBuV/m)	Limit (dBuV/m)	Margin (dB)	Factor (dB)	Dist (m)	Condition	Azimuth (°)	Height (m)	Comment	Raw (dBuV)	AF (dB)	CL (dB)	PA (dB)
AV	4.92862G	36.19	54.00	-17.81	7.18	3	Horizontal	43	1.50	-	29.01	31.21	10.02	34.05
AV	7.40058G	41.58	54.00	-12.42	13.25	3	Horizontal	103	1.34	-	28.33	36.20	11.34	34.29
PK	4.92766G	48.79	74.00	-25.21	7.18	3	Horizontal	43	1.50	-	41.61	31.21	10.02	34.05
PK	7.37856G	54.52	74.00	-19.48	13.26	3	Horizontal	103	1.34	-	41.26	36.22	11.33	34.29



802.11g\_Nss1,(6Mbps)\_2TX

27/09/2019

2412MHz\_TX

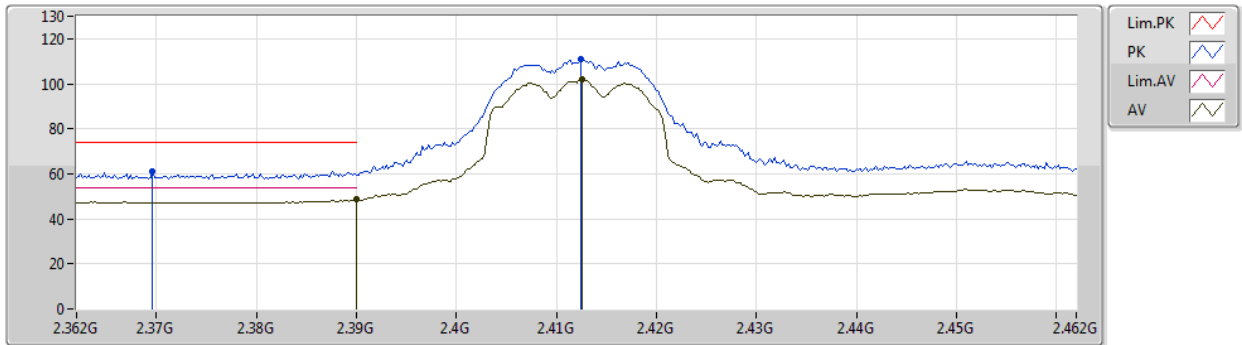


Type	Freq (Hz)	Level (dBuV/m)	Limit (dBuV/m)	Margin (dB)	Factor (dB)	Dist (m)	Condition	Azimuth (°)	Height (m)	Comment	Raw (dBuV)	AF (dB)	CL (dB)	PA (dB)
AV	2.3898G	53.63	54.00	-0.37	34.97	3	Vertical	345	1.77	-	18.66	27.64	7.33	-
AV	2.4146G	110.13	Inf	-Inf	34.93	3	Vertical	345	1.77	-	75.20	27.59	7.34	-
PK	2.3892G	68.52	74.00	-5.48	34.97	3	Vertical	345	1.77	-	33.55	27.64	7.33	-
PK	2.4146G	119.39	Inf	-Inf	34.93	3	Vertical	345	1.77	-	84.46	27.59	7.34	-

802.11g\_Nss1,(6Mbps)\_2TX

27/09/2019

2412MHz\_TX



Type	Freq (Hz)	Level (dBuV/m)	Limit (dBuV/m)	Margin (dB)	Factor (dB)	Dist (m)	Condition	Azimuth (°)	Height (m)	Comment	Raw (dBuV)	AF (dB)	CL (dB)	PA (dB)
AV	2.39G	48.47	54.00	-5.53	34.97	3	Horizontal	298	1.90	-	13.50	27.64	7.33	-
AV	2.4126G	101.78	Inf	-Inf	34.93	3	Horizontal	298	1.90	-	66.85	27.59	7.34	-
PK	2.3696G	61.08	74.00	-12.92	35.06	3	Horizontal	298	1.90	-	26.02	27.72	7.34	-
PK	2.4124G	110.76	Inf	-Inf	34.93	3	Horizontal	298	1.90	-	75.83	27.59	7.34	-

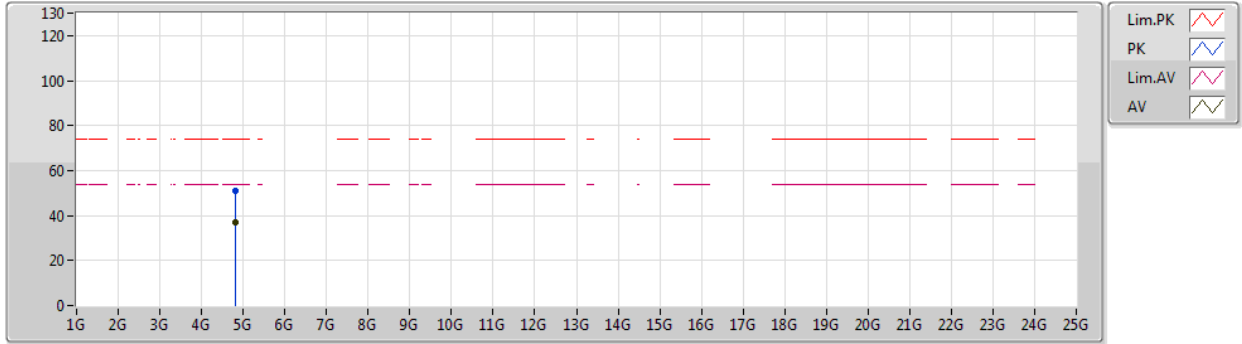




802.11g\_Nss1,(6Mbps)\_2TX

27/09/2019

2412MHz\_TX



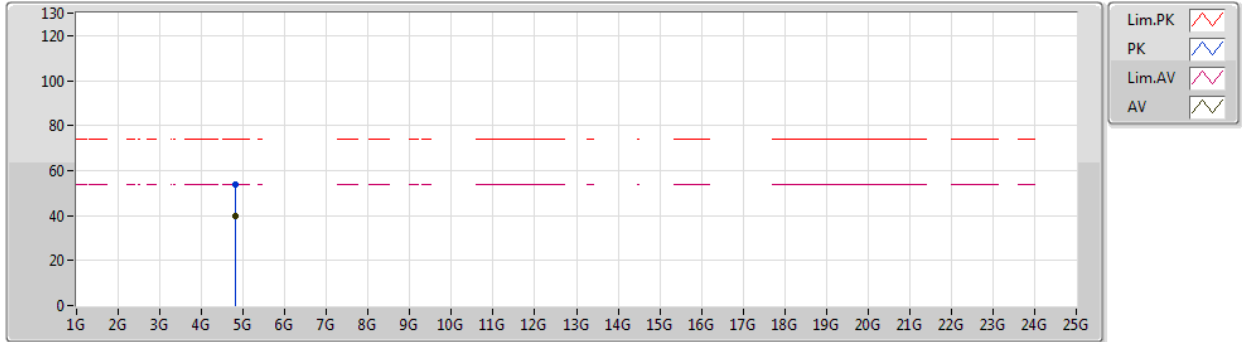
Type	Freq (Hz)	Level (dBuV/m)	Limit (dBuV/m)	Margin (dB)	Factor (dB)	Dist (m)	Condition	Azimuth (°)	Height (m)	Comment	Raw (dBuV)	AF (dB)	CL (dB)	PA (dB)
AV	4.82402G	37.07	54.00	-16.93	6.99	3	Vertical	191	2.92	-	30.08	31.10	9.94	34.05
PK	4.82445G	51.03	74.00	-22.97	6.99	3	Vertical	191	2.92	-	44.04	31.10	9.94	34.05



802.11g\_Nss1,(6Mbps)\_2TX

27/09/2019

2412MHz\_TX



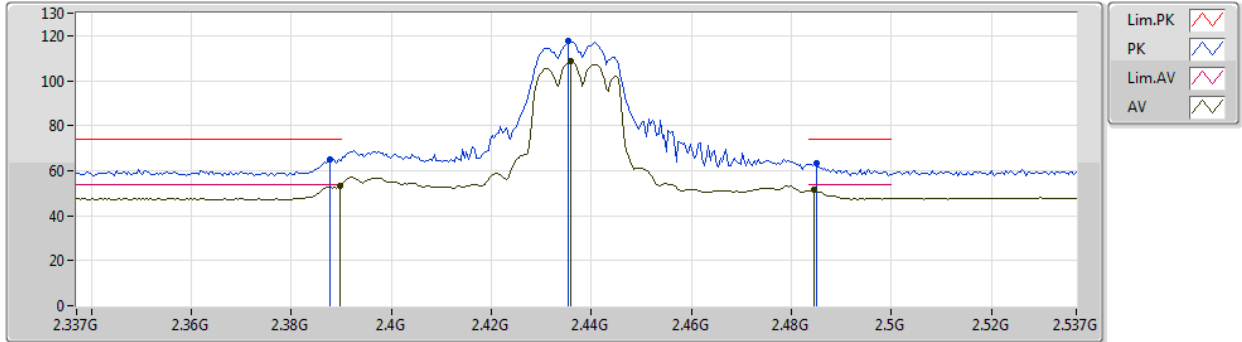
Type	Freq (Hz)	Level (dBuV/m)	Limit (dBuV/m)	Margin (dB)	Factor (dB)	Dist (m)	Condition	Azimuth (°)	Height (m)	Comment	Raw (dBuV)	AF (dB)	CL (dB)	PA (dB)
AV	4.8234G	39.52	54.00	-14.48	6.99	3	Horizontal	61	2.63	-	32.53	31.10	9.94	34.05
PK	4.82438G	53.86	74.00	-20.14	6.99	3	Horizontal	61	2.63	-	46.87	31.10	9.94	34.05



802.11g\_Nss1,(6Mbps)\_2TX

20/09/2019

2437MHz\_TX

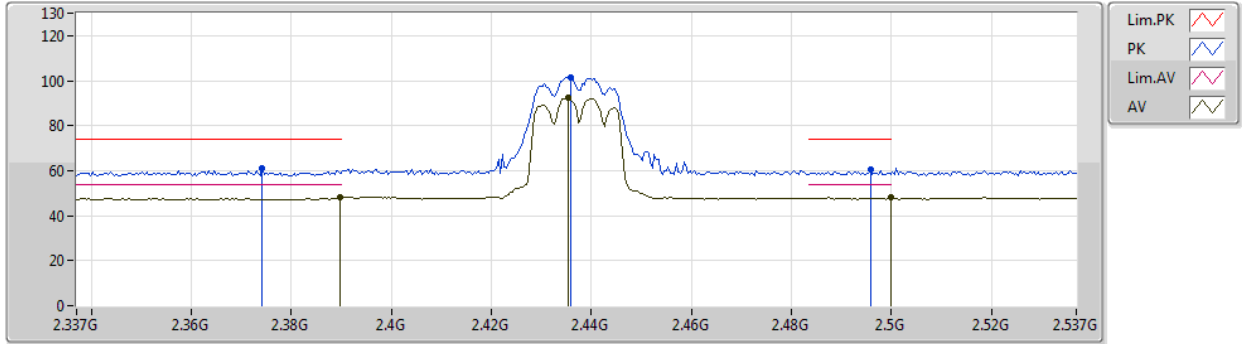


Type	Freq (Hz)	Level (dBuV/m)	Limit (dBuV/m)	Margin (dB)	Factor (dB)	Dist (m)	Condition	Azimuth (°)	Height (m)	Comment	Raw (dBuV)	AF (dB)	CL (dB)	PA (dB)
AV	2.3898G	53.16	54.00	-0.84	34.97	3	Vertical	358	1.50	-	18.19	27.64	7.33	-
AV	2.4358G	108.51	Inf	-Inf	34.91	3	Vertical	358	1.50	-	73.60	27.56	7.35	-
AV	2.4846G	51.57	54.00	-2.43	34.89	3	Vertical	358	1.50	-	16.68	27.52	7.37	-
PK	2.3878G	64.84	74.00	-9.16	34.98	3	Vertical	358	1.50	-	29.86	27.65	7.33	-
PK	2.4354G	117.51	Inf	-Inf	34.91	3	Vertical	358	1.50	-	82.60	27.56	7.35	-
PK	2.485G	63.07	74.00	-10.93	34.89	3	Vertical	358	1.50	-	28.18	27.52	7.37	-

802.11g\_Nss1,(6Mbps)\_2TX

20/09/2019

2437MHz\_TX



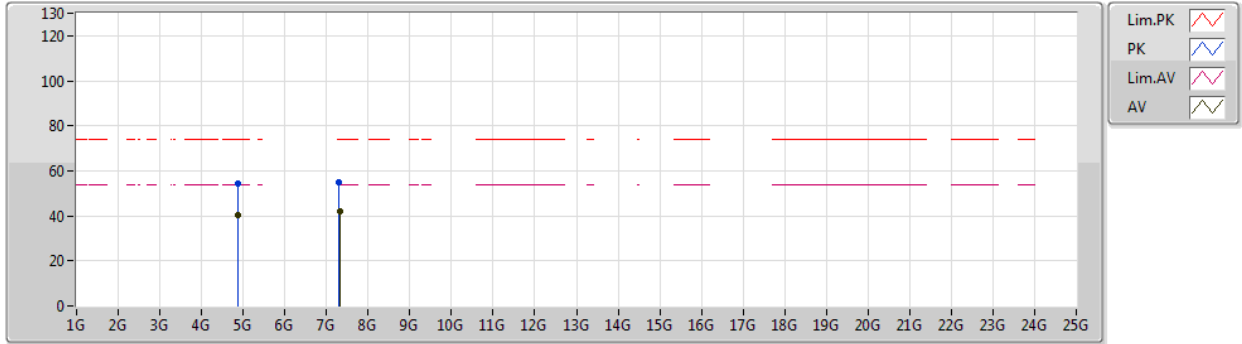
Type	Freq (Hz)	Level (dBuV/m)	Limit (dBuV/m)	Margin (dB)	Factor (dB)	Dist (m)	Condition	Azimuth (°)	Height (m)	Comment	Raw (dBuV)	AF (dB)	CL (dB)	PA (dB)
AV	2.3898G	48.12	54.00	-5.88	34.97	3	Horizontal	200	1.50	-	13.15	27.64	7.33	-
AV	2.4354G	92.48	Inf	-Inf	34.91	3	Horizontal	200	1.50	-	57.57	27.56	7.35	-
AV	2.4998G	47.98	54.00	-6.02	34.87	3	Horizontal	200	1.50	-	13.11	27.50	7.37	-
PK	2.3742G	61.03	74.00	-12.97	35.04	3	Horizontal	200	1.50	-	25.99	27.70	7.34	-
PK	2.4358G	101.26	Inf	-Inf	34.91	3	Horizontal	200	1.50	-	66.35	27.56	7.35	-
PK	2.4958G	60.32	74.00	-13.68	34.87	3	Horizontal	200	1.50	-	25.45	27.50	7.37	-



802.11g\_Nss1,(6Mbps)\_2TX

20/09/2019

2437MHz\_TX



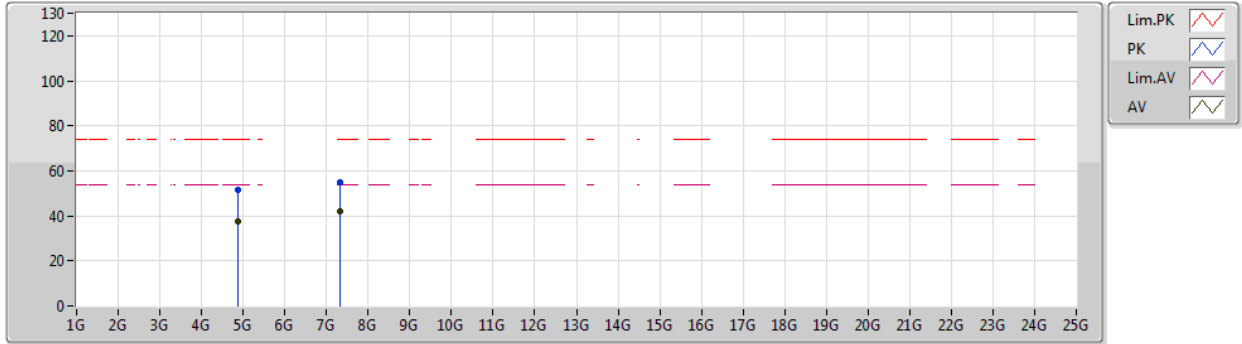
Type	Freq (Hz)	Level (dBuV/m)	Limit (dBuV/m)	Margin (dB)	Factor (dB)	Dist (m)	Condition	Azimuth (°)	Height (m)	Comment	Raw (dBuV)	AF (dB)	CL (dB)	PA (dB)
AV	4.8755G	40.53	54.00	-13.47	7.03	3	Vertical	185	1.80	-	33.50	31.10	9.98	34.05
AV	7.31328G	41.84	54.00	-12.16	13.32	3	Vertical	94	2.48	-	28.52	36.29	11.30	34.27
PK	4.87502G	54.43	74.00	-19.57	7.03	3	Vertical	185	1.80	-	47.40	31.10	9.98	34.05
PK	7.30746G	55.15	74.00	-18.85	13.32	3	Vertical	94	2.48	-	41.83	36.29	11.30	34.27



802.11g\_Nss1,(6Mbps)\_2TX

20/09/2019

2437MHz\_TX



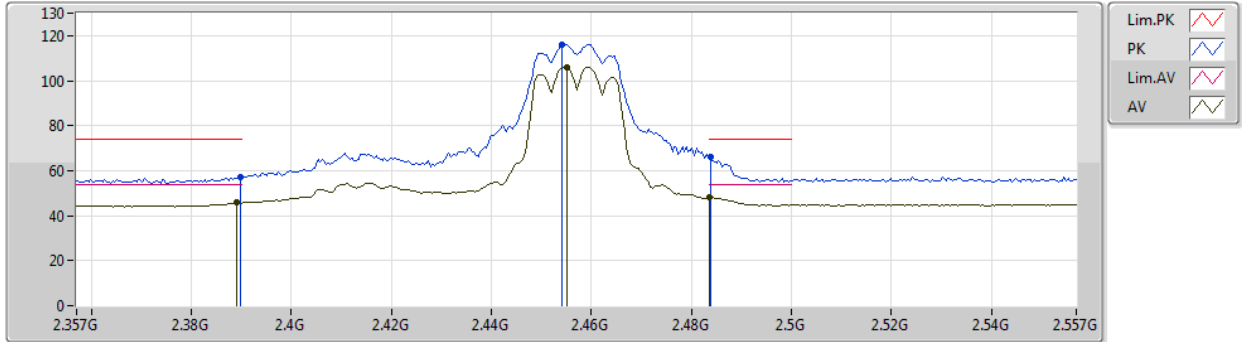
Type	Freq (Hz)	Level (dBuV/m)	Limit (dBuV/m)	Margin (dB)	Factor (dB)	Dist (m)	Condition	Azimuth (°)	Height (m)	Comment	Raw (dBuV)	AF (dB)	CL (dB)	PA (dB)
AV	4.87004G	37.68	54.00	-16.32	7.02	3	Horizontal	139	1.49	-	30.66	31.10	9.97	34.05
AV	7.32444G	41.82	54.00	-12.18	13.32	3	Horizontal	154	2.14	-	28.50	36.28	11.31	34.27
PK	4.87484G	51.30	74.00	-22.70	7.03	3	Horizontal	139	1.49	-	44.27	31.10	9.98	34.05
PK	7.31526G	55.05	74.00	-18.95	13.31	3	Horizontal	154	2.14	-	41.74	36.28	11.30	34.27



802.11g\_Nss1,(6Mbps)\_2TX

28/09/2019

2457MHz\_TX

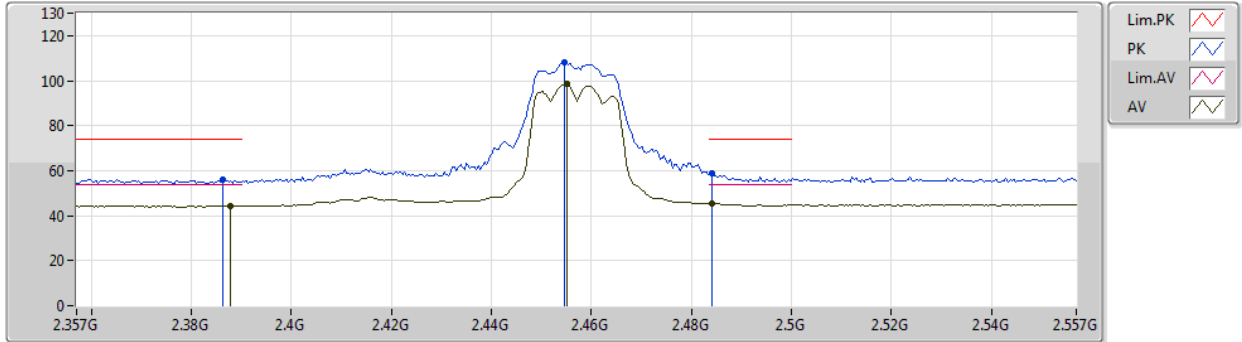


Type	Freq (Hz)	Level (dBuV/m)	Limit (dBuV/m)	Margin (dB)	Factor (dB)	Dist (m)	Condition	Azimuth (°)	Height (m)	Comment	Raw (dBuV)	AF (dB)	CL (dB)	PA (dB)
AV	2.389G	45.88	54.00	-8.12	32.09	3	Vertical	31	1.50	-	13.79	27.37	4.72	-
AV	2.455G	106.07	Inf	-Inf	32.35	3	Vertical	31	1.50	-	73.72	27.56	4.79	-
AV	2.4835G	48.04	54.00	-5.96	32.48	3	Vertical	31	1.50	-	15.56	27.65	4.83	-
PK	2.3898G	56.95	74.00	-17.05	32.09	3	Vertical	31	1.50	-	24.86	27.37	4.72	-
PK	2.4542G	116.20	Inf	-Inf	32.35	3	Vertical	31	1.50	-	83.85	27.56	4.79	-
PK	2.4838G	66.02	74.00	-7.98	32.48	3	Vertical	31	1.50	-	33.54	27.65	4.83	-

802.11g\_Nss1,(6Mbps)\_2TX

28/09/2019

2457MHz\_TX



Type	Freq (Hz)	Level (dBuV/m)	Limit (dBuV/m)	Margin (dB)	Factor (dB)	Dist (m)	Condition	Azimuth (°)	Height (m)	Comment	Raw (dBuV)	AF (dB)	CL (dB)	PA (dB)
AV	2.3878G	44.32	54.00	-9.68	32.08	3	Horizontal	315	1.73	-	12.24	27.36	4.72	-
AV	2.455G	98.40	Inf	-Inf	32.35	3	Horizontal	315	1.73	-	66.05	27.56	4.79	-
AV	2.4842G	45.46	54.00	-8.54	32.48	3	Horizontal	315	1.73	-	12.98	27.65	4.83	-
PK	2.3862G	56.15	74.00	-17.85	32.07	3	Horizontal	315	1.73	-	24.08	27.36	4.71	-
PK	2.4546G	108.11	Inf	-Inf	32.35	3	Horizontal	315	1.73	-	75.76	27.56	4.79	-
PK	2.4842G	58.61	74.00	-15.39	32.48	3	Horizontal	315	1.73	-	26.13	27.65	4.83	-

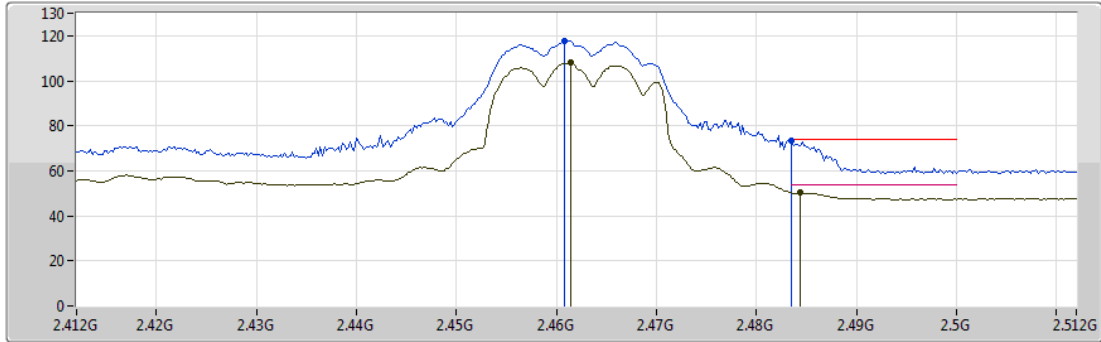




802.11g\_Nss1,(6Mbps)\_2TX

27/09/2019

2462MHz\_TX



Legend for the spectrum plot:

- Lim.PK (Red line)
- PK (Blue line)
- Lim.AV (Green line)
- AV (Yellow line)

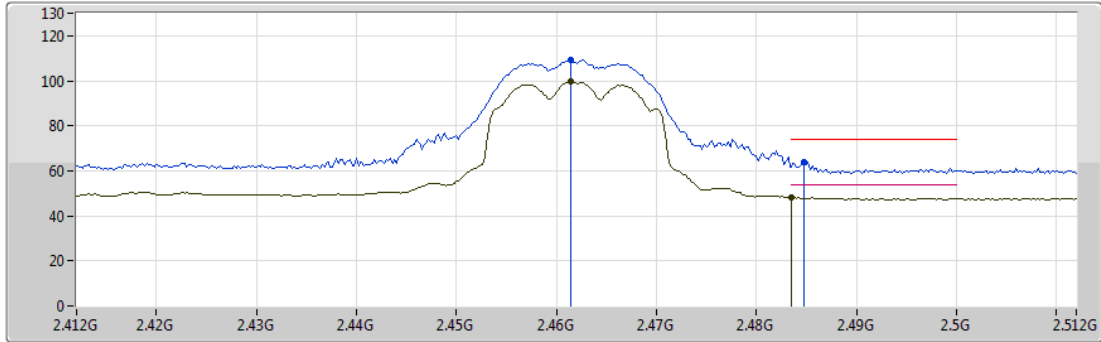
Type	Freq (Hz)	Level (dBuV/m)	Limit (dBuV/m)	Margin (dB)	Factor (dB)	Dist (m)	Condition	Azimuth (°)	Height (m)	Comment	Raw (dBuV)	AF (dB)	CL (dB)	PA (dB)
AV	2.4614G	107.87	Inf	-Inf	34.90	3	Vertical	10	1.50	-	72.97	27.54	7.36	-
AV	2.4844G	50.29	54.00	-3.71	34.89	3	Vertical	10	1.50	-	15.40	27.52	7.37	-
PK	2.4608G	117.59	Inf	-Inf	34.90	3	Vertical	10	1.50	-	82.69	27.54	7.36	-
PK	2.4835G	73.51	74.00	-0.49	34.89	3	Vertical	10	1.50	-	38.62	27.52	7.37	-



802.11g\_Nss1,(6Mbps)\_2TX

27/09/2019

2462MHz\_TX



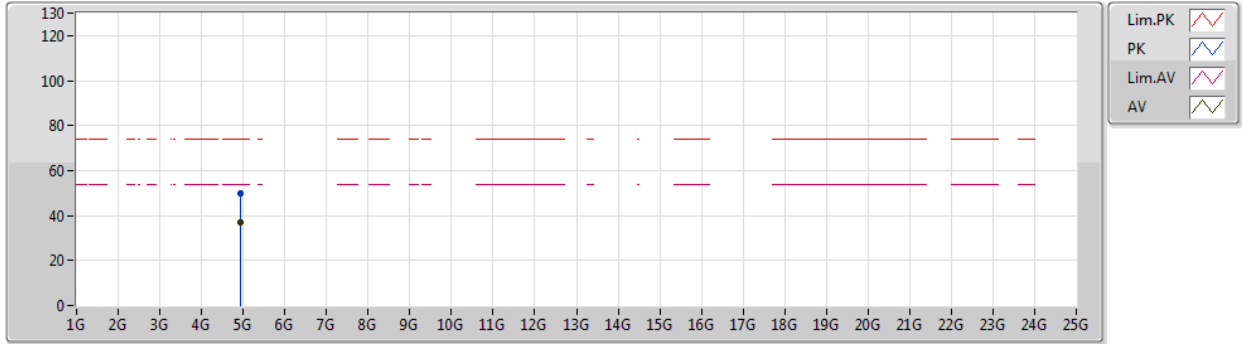
Type	Freq (Hz)	Level (dBuV/m)	Limit (dBuV/m)	Margin (dB)	Factor (dB)	Dist (m)	Condition	Azimuth (°)	Height (m)	Comment	Raw (dBuV)	AF (dB)	CL (dB)	PA (dB)
AV	2.4614G	99.70	Inf	-Inf	34.90	3	Horizontal	306	2.11	-	64.80	27.54	7.36	-
AV	2.4835G	48.29	54.00	-5.71	34.89	3	Horizontal	306	2.11	-	13.40	27.52	7.37	-
PK	2.4614G	109.32	Inf	-Inf	34.90	3	Horizontal	306	2.11	-	74.42	27.54	7.36	-
PK	2.4848G	63.93	74.00	-10.07	34.89	3	Horizontal	306	2.11	-	29.04	27.52	7.37	-



802.11g\_Nss1,(6Mbps)\_2TX

27/09/2019

2462MHz\_TX



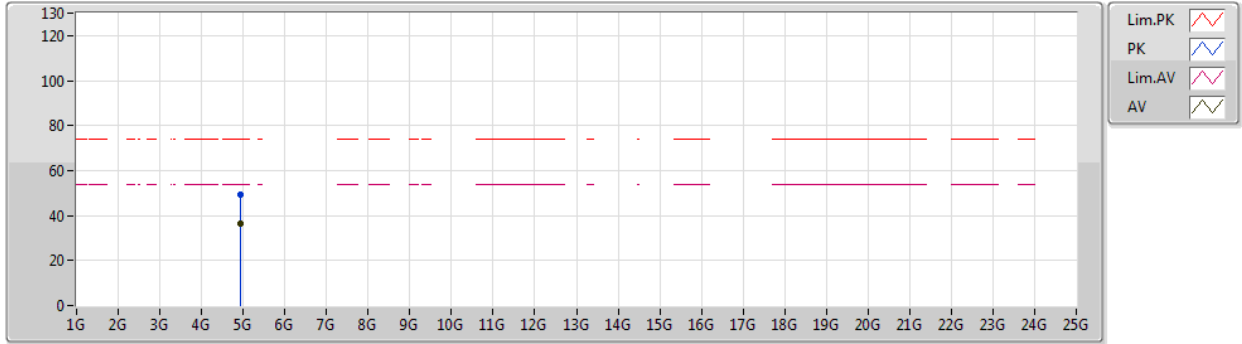
Type	Freq (Hz)	Level (dBuV/m)	Limit (dBuV/m)	Margin (dB)	Factor (dB)	Dist (m)	Condition	Azimuth (°)	Height (m)	Comment	Raw (dBuV)	AF (dB)	CL (dB)	PA (dB)
AV	4.92429G	36.74	54.00	-17.26	7.17	3	Vertical	353	1.07	-	29.57	31.20	10.02	34.05
PK	4.92449G	50.10	74.00	-23.90	7.17	3	Vertical	353	1.07	-	42.93	31.20	10.02	34.05



802.11g\_Nss1,(6Mbps)\_2TX

27/09/2019

2462MHz\_TX



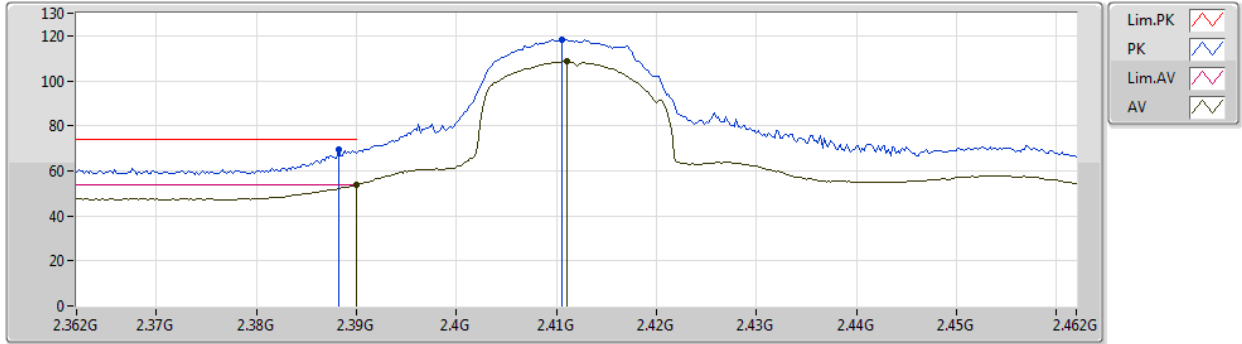
Type	Freq (Hz)	Level (dBuV/m)	Limit (dBuV/m)	Margin (dB)	Factor (dB)	Dist (m)	Condition	Azimuth (°)	Height (m)	Comment	Raw (dBuV)	AF (dB)	CL (dB)	PA (dB)
AV	4.92435G	36.32	54.00	-17.68	7.17	3	Horizontal	5	2.30	-	29.15	31.20	10.02	34.05
PK	4.92375G	49.40	74.00	-24.60	7.16	3	Horizontal	5	2.30	-	42.24	31.19	10.02	34.05



802.11n HT20\_Nss1,(MCS0)\_2TX

27/09/2019

2412MHz\_TX



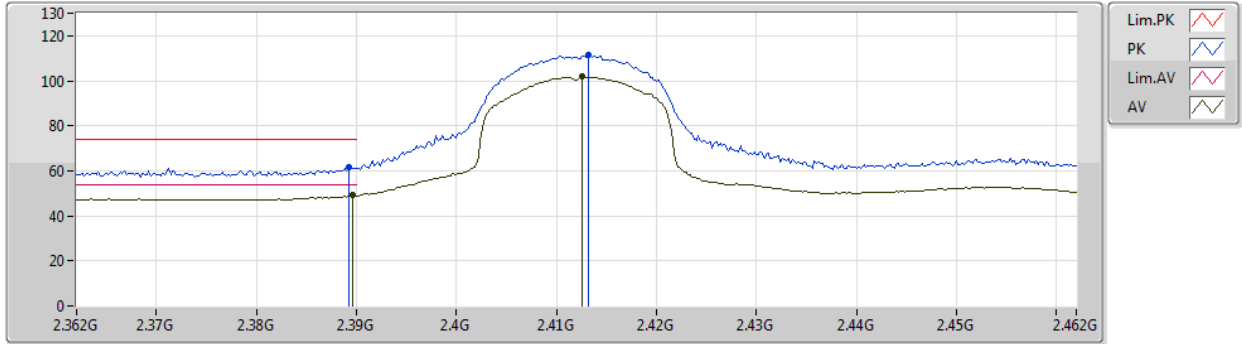
Type	Freq (Hz)	Level (dBuV/m)	Limit (dBuV/m)	Margin (dB)	Factor (dB)	Dist (m)	Condition	Azimuth (°)	Height (m)	Comment	Raw (dBuV)	AF (dB)	CL (dB)	PA (dB)
AV	2.39G	53.58	54.00	-0.42	34.97	3	Vertical	18	1.50	-	18.61	27.64	7.33	-
AV	2.411G	108.68	Inf	-Inf	34.93	3	Vertical	18	1.50	-	73.75	27.59	7.34	-
PK	2.3882G	69.41	74.00	-4.59	34.98	3	Vertical	18	1.50	-	34.43	27.65	7.33	-
PK	2.4106G	118.08	Inf	-Inf	34.93	3	Vertical	18	1.50	-	83.15	27.59	7.34	-



802.11n HT20\_Nss1,(MCS0)\_2TX

27/09/2019

2412MHz\_TX



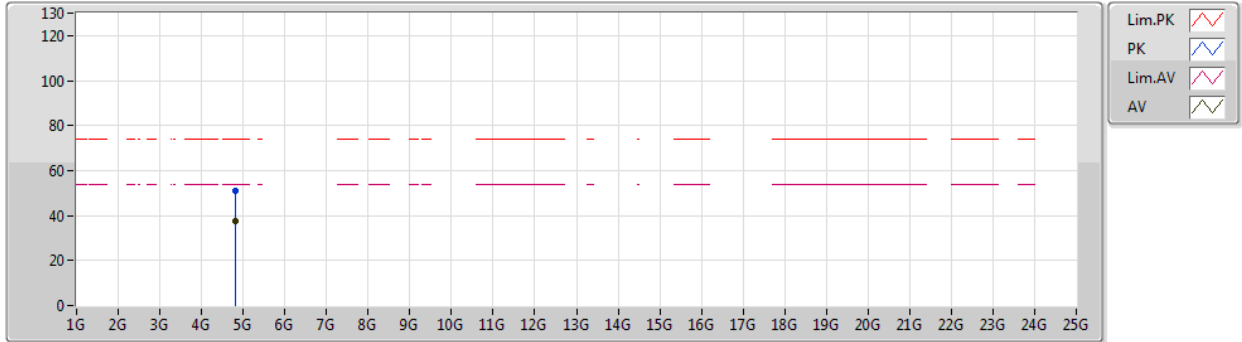
Type	Freq (Hz)	Level (dBuV/m)	Limit (dBuV/m)	Margin (dB)	Factor (dB)	Dist (m)	Condition	Azimuth (°)	Height (m)	Comment	Raw (dBuV)	AF (dB)	CL (dB)	PA (dB)
AV	2.3896G	49.29	54.00	-4.71	34.97	3	Horizontal	297	1.91	-	14.32	27.64	7.33	-
AV	2.4126G	101.75	Inf	-Inf	34.93	3	Horizontal	297	1.91	-	66.82	27.59	7.34	-
PK	2.3892G	61.47	74.00	-12.53	34.97	3	Horizontal	297	1.91	-	26.50	27.64	7.33	-
PK	2.4132G	111.40	Inf	-Inf	34.93	3	Horizontal	297	1.91	-	76.47	27.59	7.34	-



802.11n HT20\_Nss1,(MCS0)\_2TX

27/09/2019

2412MHz\_TX



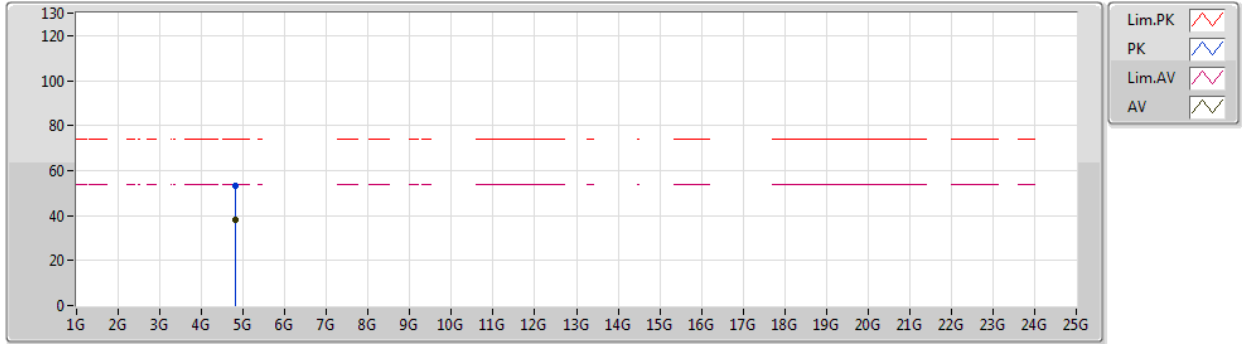
Type	Freq (Hz)	Level (dBuV/m)	Limit (dBuV/m)	Margin (dB)	Factor (dB)	Dist (m)	Condition	Azimuth (°)	Height (m)	Comment	Raw (dBuV)	AF (dB)	CL (dB)	PA (dB)
AV	4.82431G	37.64	54.00	-16.36	6.99	3	Vertical	202	2.79	-	30.65	31.10	9.94	34.05
PK	4.82431G	51.25	74.00	-22.75	6.99	3	Vertical	202	2.79	-	44.26	31.10	9.94	34.05



802.11n HT20\_Nss1,(MCS0)\_2TX

27/09/2019

2412MHz\_TX



Type	Freq (Hz)	Level (dBuV/m)	Limit (dBuV/m)	Margin (dB)	Factor (dB)	Dist (m)	Condition	Azimuth (°)	Height (m)	Comment	Raw (dBuV)	AF (dB)	CL (dB)	PA (dB)
AV	4.82303G	38.17	54.00	-15.83	6.99	3	Horizontal	15	1.50	-	31.18	31.10	9.94	34.05
PK	4.82432G	53.04	74.00	-20.96	6.99	3	Horizontal	15	1.50	-	46.05	31.10	9.94	34.05

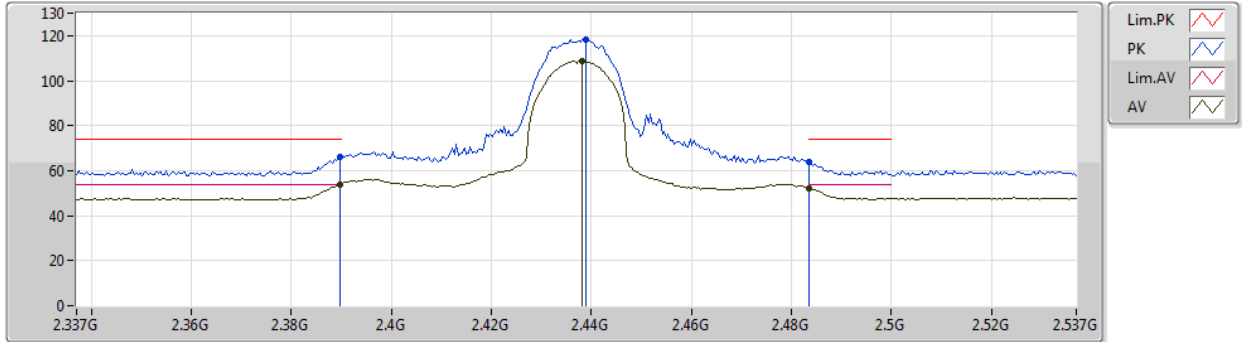




802.11n HT20\_Nss1,(MCS0)\_2TX

27/09/2019

2437MHz\_TX

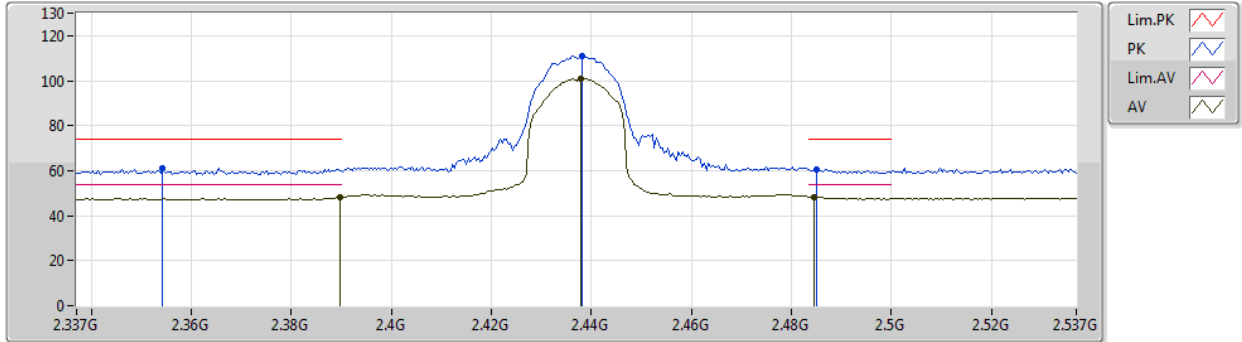


Type	Freq (Hz)	Level (dBuV/m)	Limit (dBuV/m)	Margin (dB)	Factor (dB)	Dist (m)	Condition	Azimuth (°)	Height (m)	Comment	Raw (dBuV)	AF (dB)	CL (dB)	PA (dB)
AV	2.3898G	53.89	54.00	-0.11	34.97	3	Vertical	344	1.50	-	18.92	27.64	7.33	-
AV	2.4382G	108.91	Inf	-Inf	34.91	3	Vertical	344	1.50	-	74.00	27.56	7.35	-
AV	2.4835G	52.33	54.00	-1.67	34.89	3	Vertical	344	1.50	-	17.44	27.52	7.37	-
PK	2.3898G	66.14	74.00	-7.86	34.97	3	Vertical	344	1.50	-	31.17	27.64	7.33	-
PK	2.439G	118.19	Inf	-Inf	34.91	3	Vertical	344	1.50	-	83.28	27.56	7.35	-
PK	2.4835G	63.87	74.00	-10.13	34.89	3	Vertical	344	1.50	-	28.98	27.52	7.37	-

802.11n HT20\_Nss1,(MCS0)\_2TX

27/09/2019

2437MHz\_TX



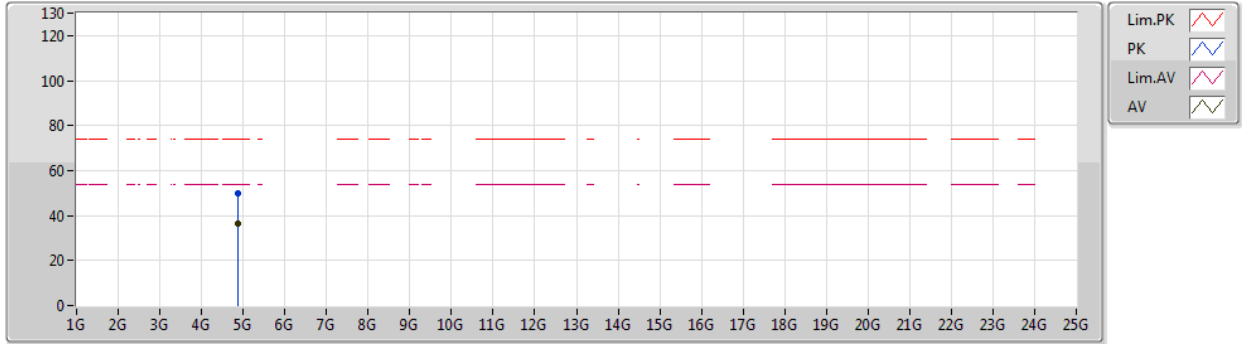
Type	Freq (Hz)	Level (dBuV/m)	Limit (dBuV/m)	Margin (dB)	Factor (dB)	Dist (m)	Condition	Azimuth (°)	Height (m)	Comment	Raw (dBuV)	AF (dB)	CL (dB)	PA (dB)
AV	2.3898G	48.19	54.00	-5.81	34.97	3	Horizontal	298	2.13	-	13.22	27.64	7.33	-
AV	2.4378G	101.07	Inf	-Inf	34.91	3	Horizontal	298	2.13	-	66.16	27.56	7.35	-
AV	2.4846G	48.43	54.00	-5.57	34.89	3	Horizontal	298	2.13	-	13.54	27.52	7.37	-
PK	2.3542G	61.26	74.00	-12.74	35.12	3	Horizontal	298	2.13	-	26.14	27.78	7.34	-
PK	2.4382G	111.04	Inf	-Inf	34.91	3	Horizontal	298	2.13	-	76.13	27.56	7.35	-
PK	2.485G	60.54	74.00	-13.46	34.89	3	Horizontal	298	2.13	-	25.65	27.52	7.37	-



802.11n HT20\_Nss1,(MCS0)\_2TX

27/09/2019

2437MHz\_TX



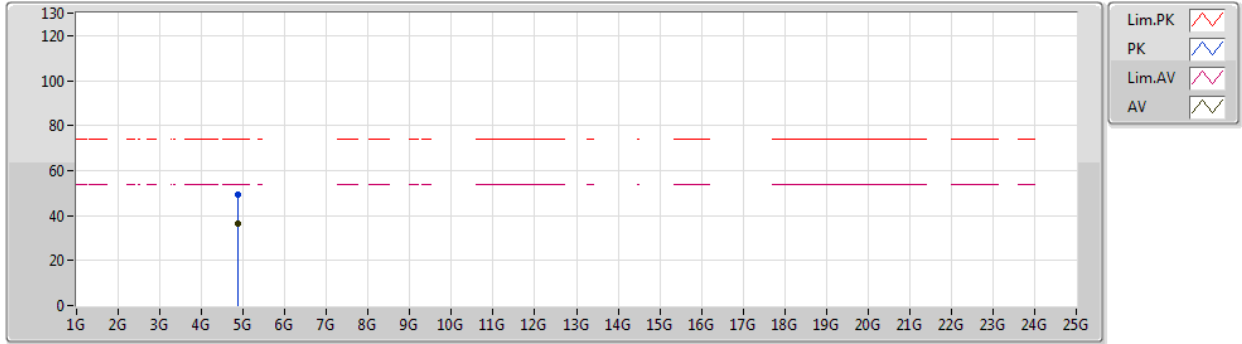
Type	Freq (Hz)	Level (dBuV/m)	Limit (dBuV/m)	Margin (dB)	Factor (dB)	Dist (m)	Condition	Azimuth (°)	Height (m)	Comment	Raw (dBuV)	AF (dB)	CL (dB)	PA (dB)
AV	4.87455G	36.31	54.00	-17.69	7.03	3	Vertical	211	1.63	-	29.28	31.10	9.98	34.05
PK	4.87358G	49.60	74.00	-24.40	7.03	3	Vertical	211	1.63	-	42.57	31.10	9.98	34.05



802.11n HT20\_Nss1,(MCS0)\_2TX

27/09/2019

2437MHz\_TX



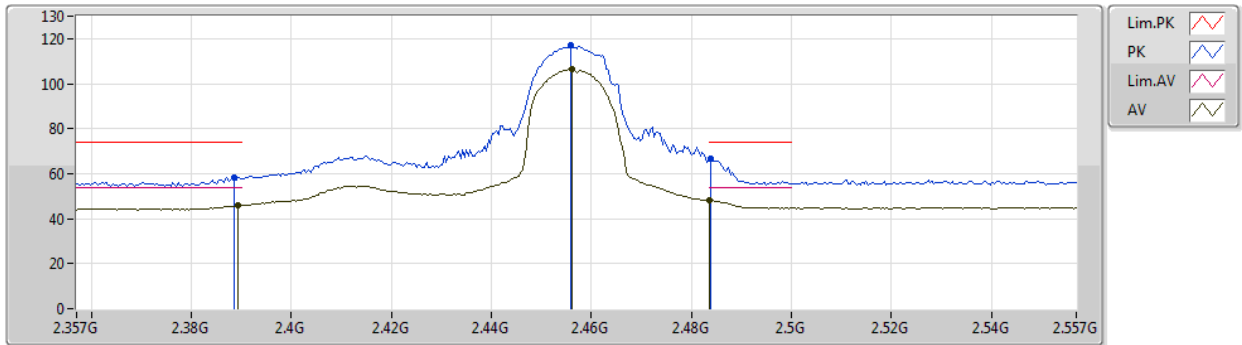
Type	Freq (Hz)	Level (dBuV/m)	Limit (dBuV/m)	Margin (dB)	Factor (dB)	Dist (m)	Condition	Azimuth (°)	Height (m)	Comment	Raw (dBuV)	AF (dB)	CL (dB)	PA (dB)
AV	4.87381G	36.27	54.00	-17.73	7.03	3	Horizontal	94	2.21	-	29.24	31.10	9.98	34.05
PK	4.87341G	49.43	74.00	-24.57	7.03	3	Horizontal	94	2.21	-	42.40	31.10	9.98	34.05



802.11n HT20\_Nss1,(MCS0)\_2TX

29/09/2019

2457MHz\_TX

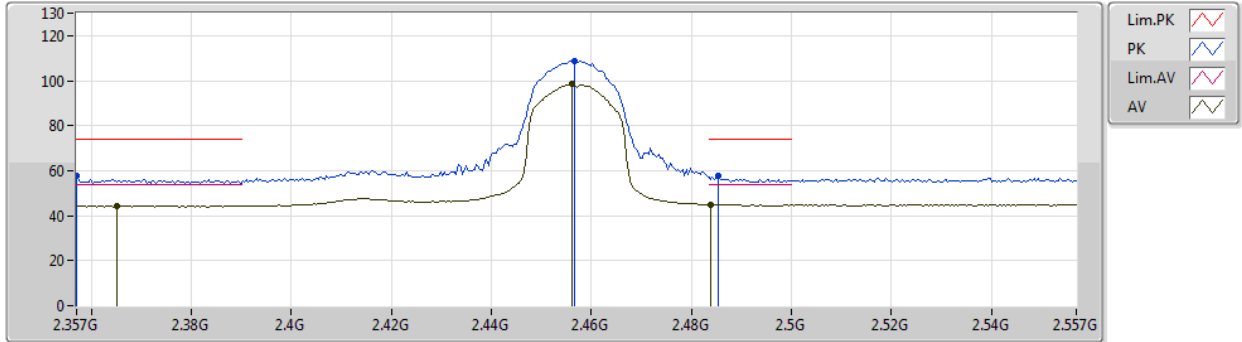


Type	Freq (Hz)	Level (dBuV/m)	Limit (dBuV/m)	Margin (dB)	Factor (dB)	Dist (m)	Condition	Azimuth (°)	Height (m)	Comment	Raw (dBuV)	AF (dB)	CL (dB)	PA (dB)
AV	2.3894G	45.81	54.00	-8.19	32.09	3	Vertical	25	1.49	-	13.72	27.37	4.72	-
AV	2.4562G	106.33	Inf	-Inf	32.37	3	Vertical	25	1.49	-	73.96	27.57	4.80	-
AV	2.4835G	48.27	54.00	-5.73	32.48	3	Vertical	25	1.49	-	15.79	27.65	4.83	-
PK	2.3886G	58.08	74.00	-15.92	32.09	3	Vertical	25	1.49	-	25.99	27.37	4.72	-
PK	2.4558G	116.85	Inf	-Inf	32.37	3	Vertical	25	1.49	-	84.48	27.57	4.80	-
PK	2.4838G	66.89	74.00	-7.11	32.48	3	Vertical	25	1.49	-	34.41	27.65	4.83	-

802.11n HT20\_Nss1,(MCS0)\_2TX

29/09/2019

2457MHz\_TX

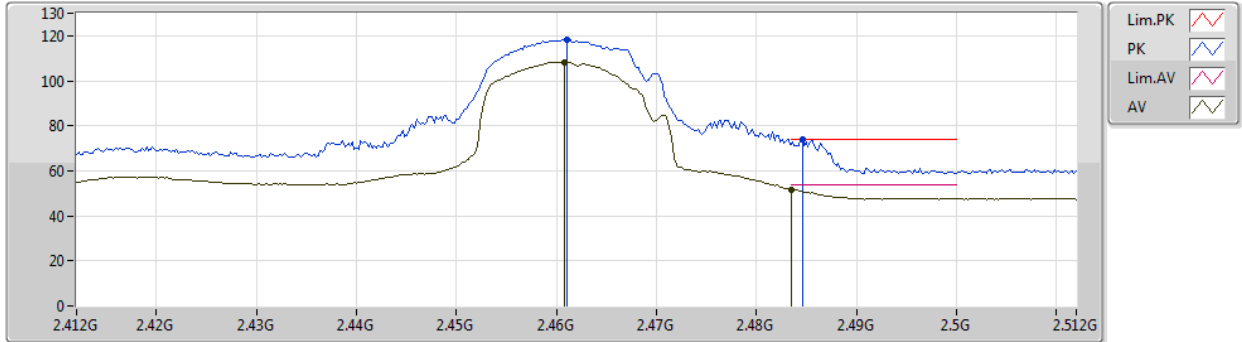


Type	Freq (Hz)	Level (dBuV/m)	Limit (dBuV/m)	Margin (dB)	Factor (dB)	Dist (m)	Condition	Azimuth (°)	Height (m)	Comment	Raw (dBuV)	AF (dB)	CL (dB)	PA (dB)
AV	2.365G	44.24	54.00	-9.76	31.98	3	Horizontal	313	2.72	-	12.26	27.29	4.69	-
AV	2.4562G	98.49	Inf	-Inf	32.37	3	Horizontal	313	2.72	-	66.12	27.57	4.80	-
AV	2.4838G	45.09	54.00	-8.91	32.48	3	Horizontal	313	2.72	-	12.61	27.65	4.83	-
PK	2.357G	57.46	74.00	-16.54	31.95	3	Horizontal	313	2.72	-	25.51	27.27	4.68	-
PK	2.4566G	108.87	Inf	-Inf	32.37	3	Horizontal	313	2.72	-	76.50	27.57	4.80	-
PK	2.4854G	57.60	74.00	-16.40	32.49	3	Horizontal	313	2.72	-	25.11	27.66	4.83	-

802.11n HT20\_Nss1,(MCS0)\_2TX

27/09/2019

2462MHz\_TX

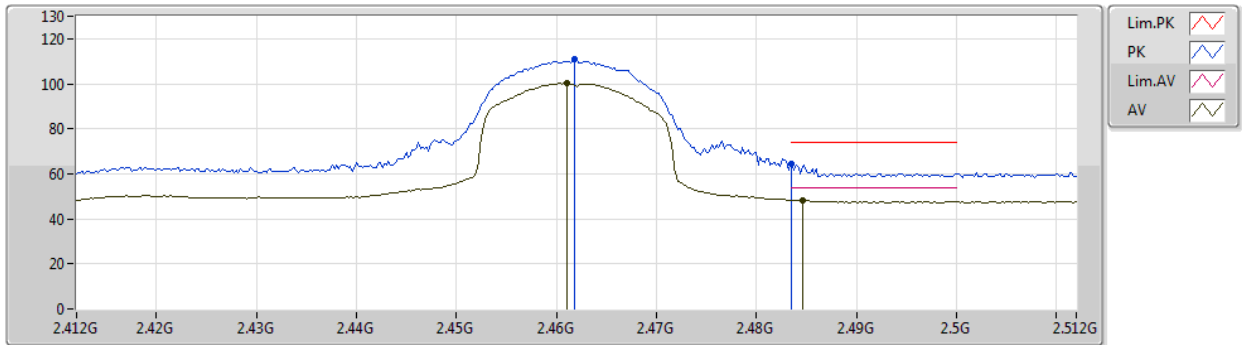


Type	Freq (Hz)	Level (dBuV/m)	Limit (dBuV/m)	Margin (dB)	Factor (dB)	Dist (m)	Condition	Azimuth (°)	Height (m)	Comment	Raw (dBuV)	AF (dB)	CL (dB)	PA (dB)
AV	2.4608G	108.36	Inf	-Inf	34.90	3	Vertical	16	1.09	-	73.46	27.54	7.36	-
AV	2.4835G	51.66	54.00	-2.34	34.89	3	Vertical	16	1.09	-	16.77	27.52	7.37	-
PK	2.461G	118.03	Inf	-Inf	34.90	3	Vertical	16	1.09	-	83.13	27.54	7.36	-
PK	2.4846G	73.70	74.00	-0.30	34.89	3	Vertical	16	1.09	-	38.81	27.52	7.37	-

802.11n HT20\_Nss1,(MCS0)\_2TX

27/09/2019

2462MHz\_TX



Type	Freq (Hz)	Level (dBuV/m)	Limit (dBuV/m)	Margin (dB)	Factor (dB)	Dist (m)	Condition	Azimuth (°)	Height (m)	Comment	Raw (dBuV)	AF (dB)	CL (dB)	PA (dB)
AV	2.461G	100.21	Inf	-Inf	34.90	3	Horizontal	309	2.09	-	65.31	27.54	7.36	-
AV	2.4846G	48.41	54.00	-5.59	34.89	3	Horizontal	309	2.09	-	13.52	27.52	7.37	-
PK	2.4618G	110.74	Inf	-Inf	34.90	3	Horizontal	309	2.09	-	75.84	27.54	7.36	-
PK	2.4835G	64.60	74.00	-9.40	34.89	3	Horizontal	309	2.09	-	29.71	27.52	7.37	-

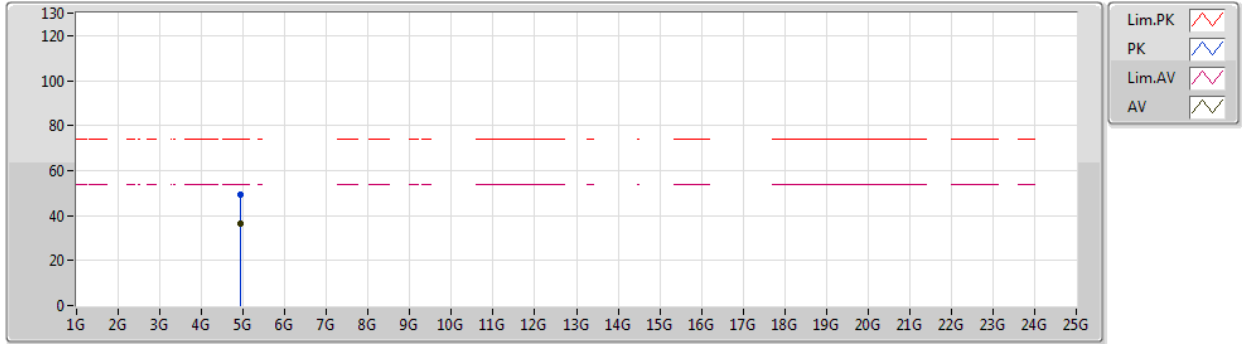




802.11n HT20\_Nss1,(MCS0)\_2TX

27/09/2019

2462MHz\_TX



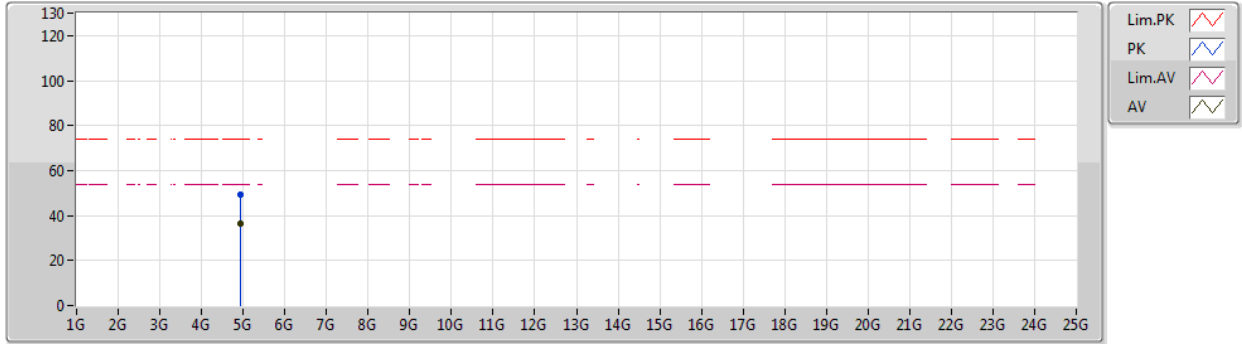
Type	Freq (Hz)	Level (dBuV/m)	Limit (dBuV/m)	Margin (dB)	Factor (dB)	Dist (m)	Condition	Azimuth (°)	Height (m)	Comment	Raw (dBuV)	AF (dB)	CL (dB)	PA (dB)
AV	4.92304G	36.34	54.00	-17.66	7.16	3	Vertical	1	2.39	-	29.18	31.19	10.02	34.05
PK	4.92391G	49.20	74.00	-24.80	7.17	3	Vertical	1	2.39	-	42.03	31.20	10.02	34.05



802.11n HT20\_Nss1,(MCS0)\_2TX

27/09/2019

2462MHz\_TX

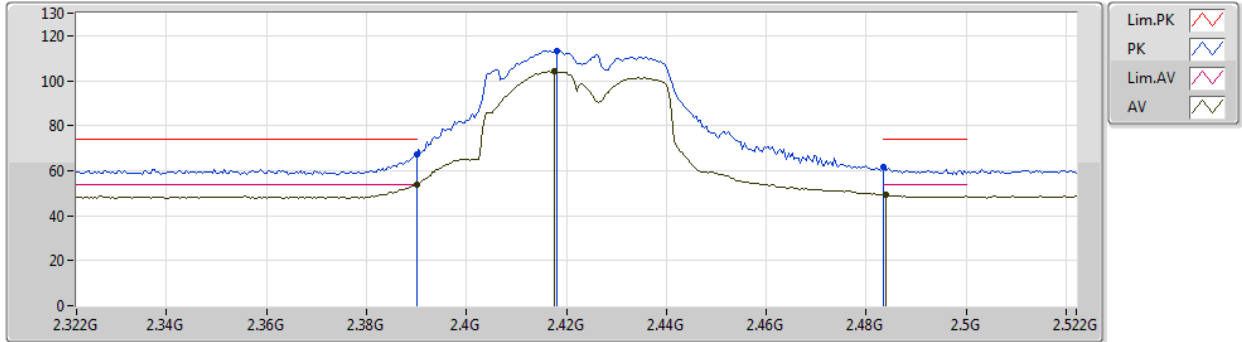


Type	Freq (Hz)	Level (dBuV/m)	Limit (dBuV/m)	Margin (dB)	Factor (dB)	Dist (m)	Condition	Azimuth (°)	Height (m)	Comment	Raw (dBuV)	AF (dB)	CL (dB)	PA (dB)
AV	4.92416G	36.22	54.00	-17.78	7.17	3	Horizontal	352	1.51	-	29.05	31.20	10.02	34.05
PK	4.925G	49.38	74.00	-24.62	7.17	3	Horizontal	352	1.51	-	42.21	31.20	10.02	34.05

802.11n HT40\_Nss1,(MCS0)\_2TX

27/09/2019

2422MHz\_TX



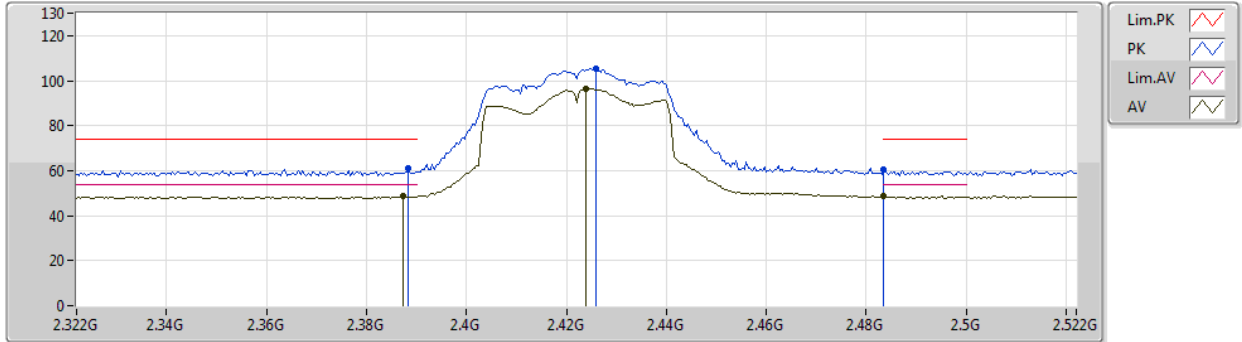
Type	Freq (Hz)	Level (dBuV/m)	Limit (dBuV/m)	Margin (dB)	Factor (dB)	Dist (m)	Condition	Azimuth (°)	Height (m)	Comment	Raw (dBuV)	AF (dB)	CL (dB)	PA (dB)
AV	2.39G	53.84	54.00	-0.16	34.97	3	Vertical	357	2.22	-	18.87	27.64	7.33	-
AV	2.4176G	104.07	Inf	-Inf	34.92	3	Vertical	357	2.22	-	69.15	27.58	7.34	-
AV	2.484G	49.29	54.00	-4.71	34.89	3	Vertical	357	2.22	-	14.40	27.52	7.37	-
PK	2.39G	67.08	74.00	-6.92	34.97	3	Vertical	357	2.22	-	32.11	27.64	7.33	-
PK	2.418G	113.32	Inf	-Inf	34.92	3	Vertical	357	2.22	-	78.40	27.58	7.34	-
PK	2.4835G	61.54	74.00	-12.46	34.89	3	Vertical	357	2.22	-	26.65	27.52	7.37	-



802.11n HT40\_Nss1,(MCS0)\_2TX

27/09/2019

2422MHz\_TX



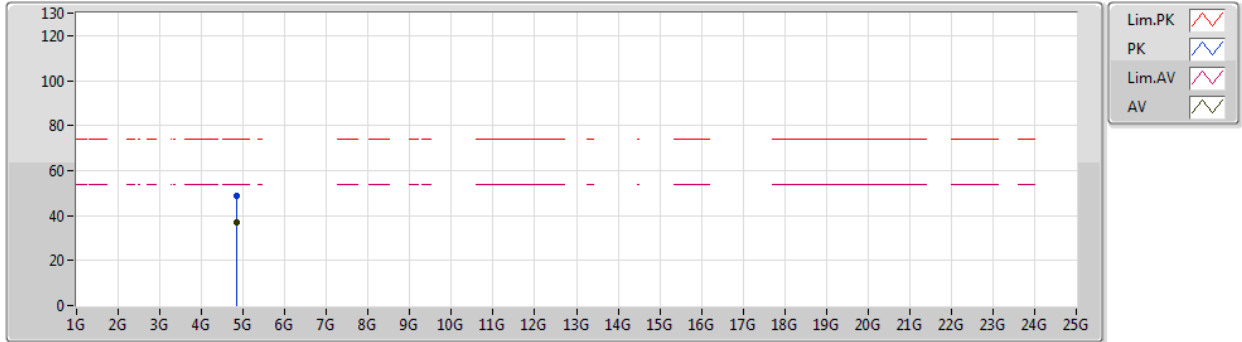
Type	Freq (Hz)	Level (dBuV/m)	Limit (dBuV/m)	Margin (dB)	Factor (dB)	Dist (m)	Condition	Azimuth (°)	Height (m)	Comment	Raw (dBuV)	AF (dB)	CL (dB)	PA (dB)
AV	2.3872G	48.49	54.00	-5.51	34.98	3	Horizontal	299	2.11	-	13.51	27.65	7.33	-
AV	2.424G	96.53	Inf	-Inf	34.92	3	Horizontal	299	2.11	-	61.61	27.58	7.34	-
AV	2.4835G	48.64	54.00	-5.36	34.89	3	Horizontal	299	2.11	-	13.75	27.52	7.37	-
PK	2.3884G	60.81	74.00	-13.19	34.98	3	Horizontal	299	2.11	-	25.83	27.65	7.33	-
PK	2.426G	105.44	Inf	-Inf	34.91	3	Horizontal	299	2.11	-	70.53	27.57	7.34	-
PK	2.4835G	60.28	74.00	-13.72	34.89	3	Horizontal	299	2.11	-	25.39	27.52	7.37	-



802.11n HT40\_Nss1,(MCS0)\_2TX

27/09/2019

2422MHz\_TX

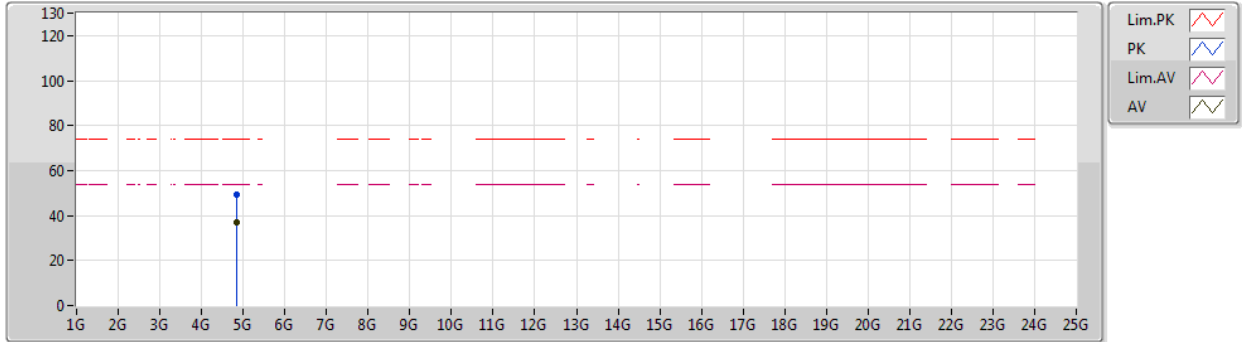


Type	Freq (Hz)	Level (dBuV/m)	Limit (dBuV/m)	Margin (dB)	Factor (dB)	Dist (m)	Condition	Azimuth (°)	Height (m)	Comment	Raw (dBuV)	AF (dB)	CL (dB)	PA (dB)
AV	4.84436G	36.84	54.00	-17.16	7.00	3	Vertical	1	3.00	-	29.84	31.10	9.95	34.05
PK	4.8434G	48.80	74.00	-25.20	7.00	3	Vertical	1	3.00	-	41.80	31.10	9.95	34.05

802.11n HT40\_Nss1,(MCS0)\_2TX

27/09/2019

2422MHz\_TX



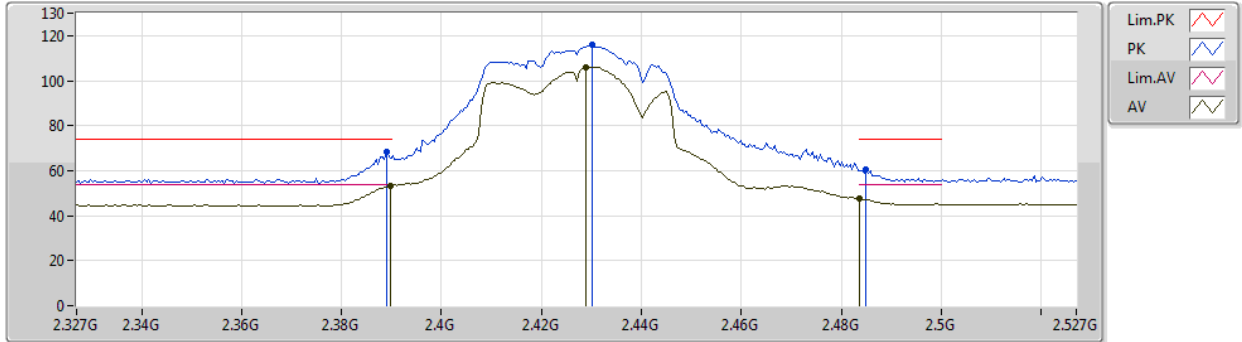
Type	Freq (Hz)	Level (dBuV/m)	Limit (dBuV/m)	Margin (dB)	Factor (dB)	Dist (m)	Condition	Azimuth (°)	Height (m)	Comment	Raw (dBuV)	AF (dB)	CL (dB)	PA (dB)
AV	4.84383G	36.91	54.00	-17.09	7.00	3	Horizontal	91	1.95	-	29.91	31.10	9.95	34.05
PK	4.84425G	49.58	74.00	-24.42	7.00	3	Horizontal	91	1.95	-	42.58	31.10	9.95	34.05



802.11n HT40\_Nss1,(MCS0)\_2TX

29/09/2019

2427MHz\_TX



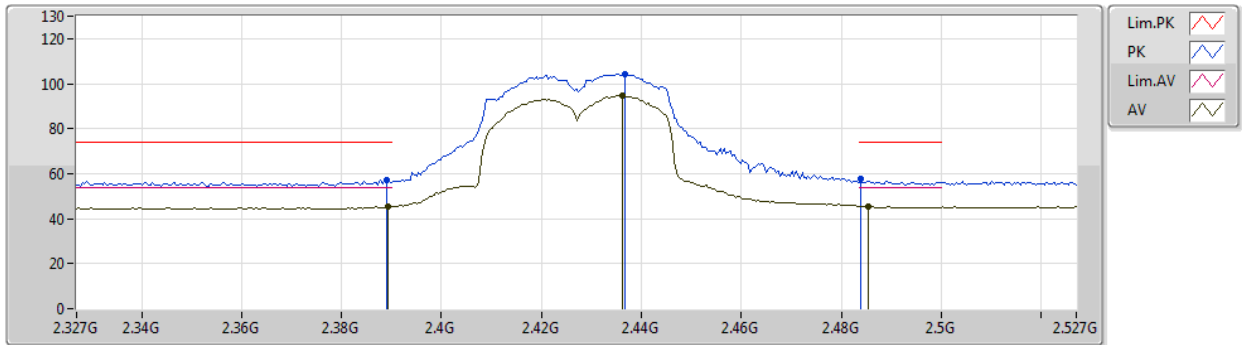
Type	Freq (Hz)	Level (dBuV/m)	Limit (dBuV/m)	Margin (dB)	Factor (dB)	Dist (m)	Condition	Azimuth (°)	Height (m)	Comment	Raw (dBuV)	AF (dB)	CL (dB)	PA (dB)
AV	2.3898G	53.15	54.00	-0.85	32.09	3	Vertical	359	1.49	-	21.06	27.37	4.72	-
AV	2.429G	106.16	Inf	-Inf	32.25	3	Vertical	359	1.49	-	73.91	27.49	4.76	-
AV	2.4835G	47.69	54.00	-6.31	32.48	3	Vertical	359	1.49	-	15.21	27.65	4.83	-
PK	2.389G	68.57	74.00	-5.43	32.09	3	Vertical	359	1.49	-	36.48	27.37	4.72	-
PK	2.4302G	115.84	Inf	-Inf	32.26	3	Vertical	359	1.49	-	83.58	27.49	4.77	-
PK	2.485G	60.57	74.00	-13.43	32.48	3	Vertical	359	1.49	-	28.09	27.65	4.83	-



802.11n HT40\_Nss1,(MCS0)\_2TX

29/09/2019

2427MHz\_TX



Type	Freq (Hz)	Level (dBuV/m)	Limit (dBuV/m)	Margin (dB)	Factor (dB)	Dist (m)	Condition	Azimuth (°)	Height (m)	Comment	Raw (dBuV)	AF (dB)	CL (dB)	PA (dB)
AV	2.3894G	45.32	54.00	-8.68	32.09	3	Horizontal	316	1.48	-	13.23	27.37	4.72	-
AV	2.4362G	94.75	Inf	-Inf	32.28	3	Horizontal	316	1.48	-	62.47	27.51	4.77	-
AV	2.4854G	45.64	54.00	-8.36	32.49	3	Horizontal	316	1.48	-	13.15	27.66	4.83	-
PK	2.389G	57.39	74.00	-16.61	32.09	3	Horizontal	316	1.48	-	25.30	27.37	4.72	-
PK	2.4366G	104.49	Inf	-Inf	32.28	3	Horizontal	316	1.48	-	72.21	27.51	4.77	-
PK	2.4838G	57.66	74.00	-16.34	32.48	3	Horizontal	316	1.48	-	25.18	27.65	4.83	-

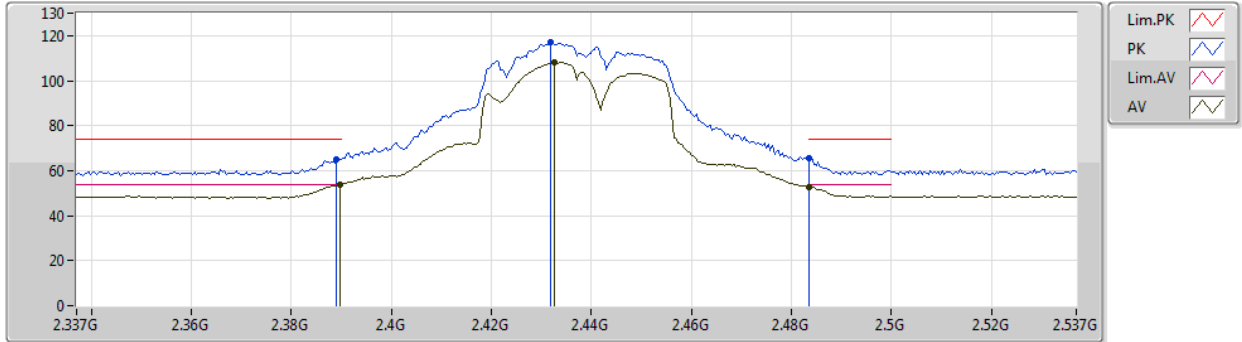




802.11n HT40\_Nss1,(MCS0)\_2TX

27/09/2019

2437MHz\_TX



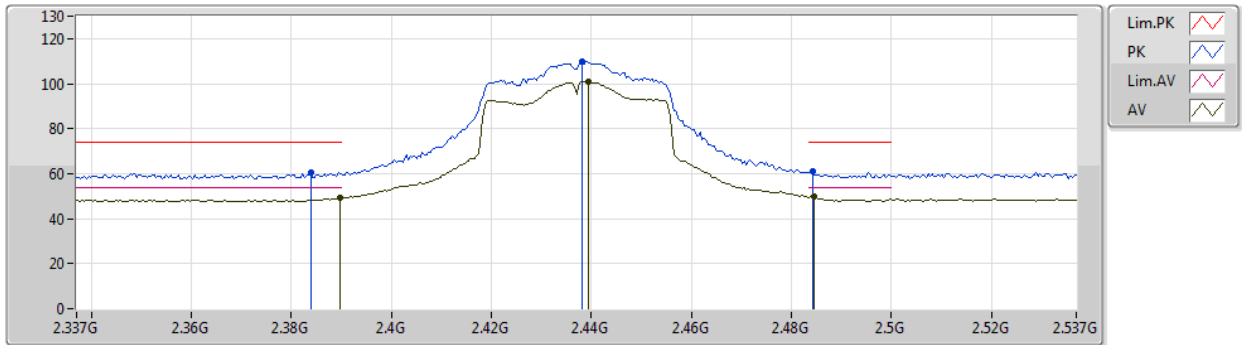
Type	Freq (Hz)	Level (dBuV/m)	Limit (dBuV/m)	Margin (dB)	Factor (dB)	Dist (m)	Condition	Azimuth (°)	Height (m)	Comment	Raw (dBuV)	AF (dB)	CL (dB)	PA (dB)
AV	2.4326G	108.04	Inf	-Inf	34.92	3	Vertical	1	1.50	-	73.12	27.57	7.35	-
AV	2.3898G	53.88	54.00	-0.12	34.97	3	Vertical	1	1.50	-	18.91	27.64	7.33	-
AV	2.4835G	52.57	54.00	-1.43	34.89	3	Vertical	1	1.50	-	17.68	27.52	7.37	-
PK	2.4318G	117.12	Inf	-Inf	34.92	3	Vertical	1	1.50	-	82.20	27.57	7.35	-
PK	2.389G	65.01	74.00	-8.99	34.97	3	Vertical	1	1.50	-	30.04	27.64	7.33	-
PK	2.4835G	65.29	74.00	-8.71	34.89	3	Vertical	1	1.50	-	30.40	27.52	7.37	-



802.11n HT40\_Nss1,(MCS0)\_2TX

27/09/2019

2437MHz\_TX



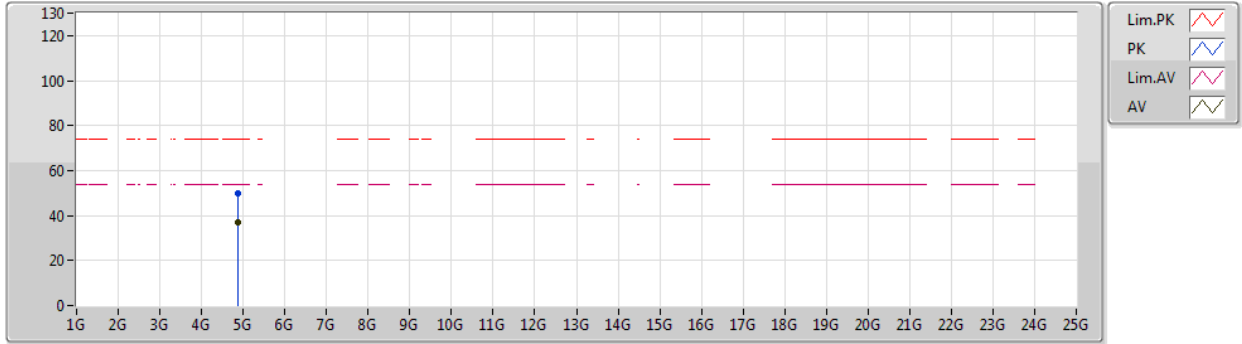
Type	Freq (Hz)	Level (dBuV/m)	Limit (dBuV/m)	Margin (dB)	Factor (dB)	Dist (m)	Condition	Azimuth (°)	Height (m)	Comment	Raw (dBuV)	AF (dB)	CL (dB)	PA (dB)
AV	2.3898G	49.13	54.00	-4.87	34.97	3	Horizontal	310	2.14	-	14.16	27.64	7.33	-
AV	2.4394G	101.09	Inf	-Inf	34.91	3	Horizontal	310	2.14	-	66.18	27.56	7.35	-
AV	2.4846G	49.74	54.00	-4.26	34.89	3	Horizontal	310	2.14	-	14.85	27.52	7.37	-
PK	2.3838G	60.40	74.00	-13.60	34.99	3	Horizontal	310	2.14	-	25.41	27.66	7.33	-
PK	2.4382G	109.79	Inf	-Inf	34.91	3	Horizontal	310	2.14	-	74.88	27.56	7.35	-
PK	2.4842G	61.18	74.00	-12.82	34.89	3	Horizontal	310	2.14	-	26.29	27.52	7.37	-



802.11n HT40\_Nss1,(MCS0)\_2TX

27/09/2019

2437MHz\_TX



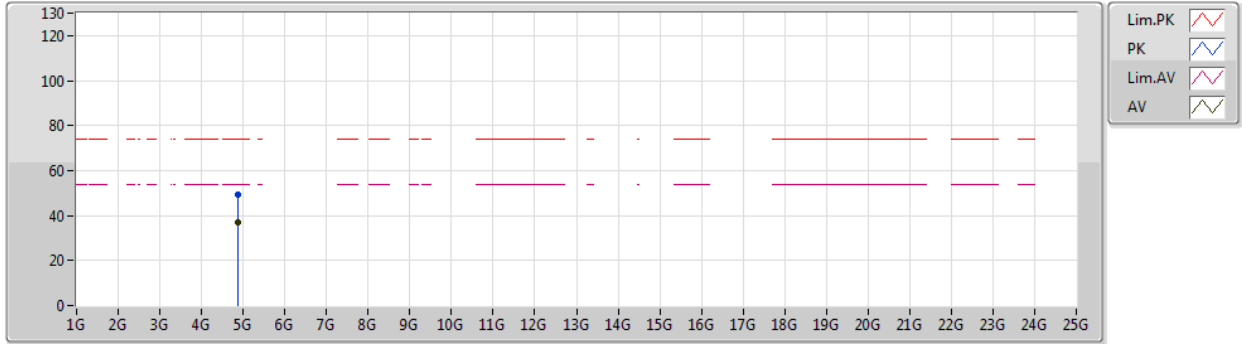
Type	Freq (Hz)	Level (dBuV/m)	Limit (dBuV/m)	Margin (dB)	Factor (dB)	Dist (m)	Condition	Azimuth (°)	Height (m)	Comment	Raw (dBuV)	AF (dB)	CL (dB)	PA (dB)
AV	4.8734G	36.71	54.00	-17.29	7.03	3	Vertical	215	1.50	-	29.68	31.10	9.98	34.05
PK	4.873G	49.70	74.00	-24.30	7.03	3	Vertical	215	1.50	-	42.67	31.10	9.98	34.05



802.11n HT40\_Nss1,(MCS0)\_2TX

27/09/2019

2437MHz\_TX



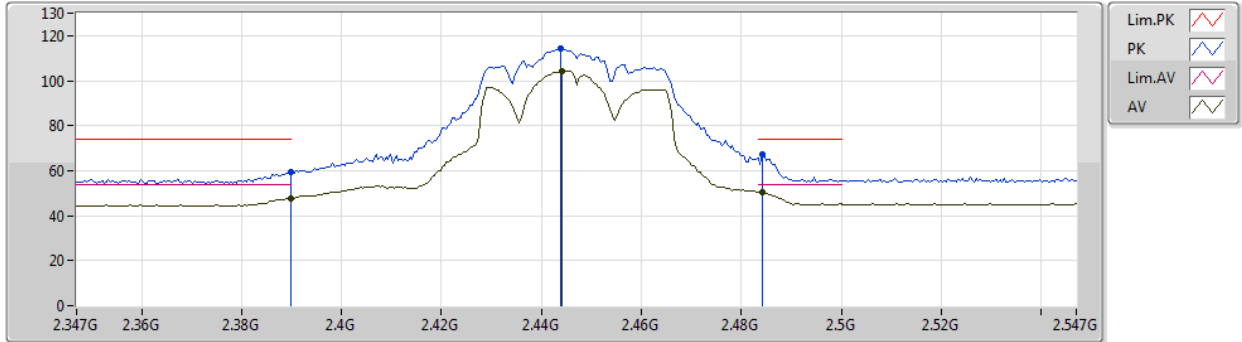
Type	Freq (Hz)	Level (dBuV/m)	Limit (dBuV/m)	Margin (dB)	Factor (dB)	Dist (m)	Condition	Azimuth (°)	Height (m)	Comment	Raw (dBuV)	AF (dB)	CL (dB)	PA (dB)
AV	4.87313G	36.75	54.00	-17.25	7.03	3	Horizontal	359	1.50	-	29.72	31.10	9.98	34.05
PK	4.87452G	49.10	74.00	-24.90	7.03	3	Horizontal	359	1.50	-	42.07	31.10	9.98	34.05



802.11n HT40\_Nss1,(MCS0)\_2TX

29/09/2019

2447MHz\_TX



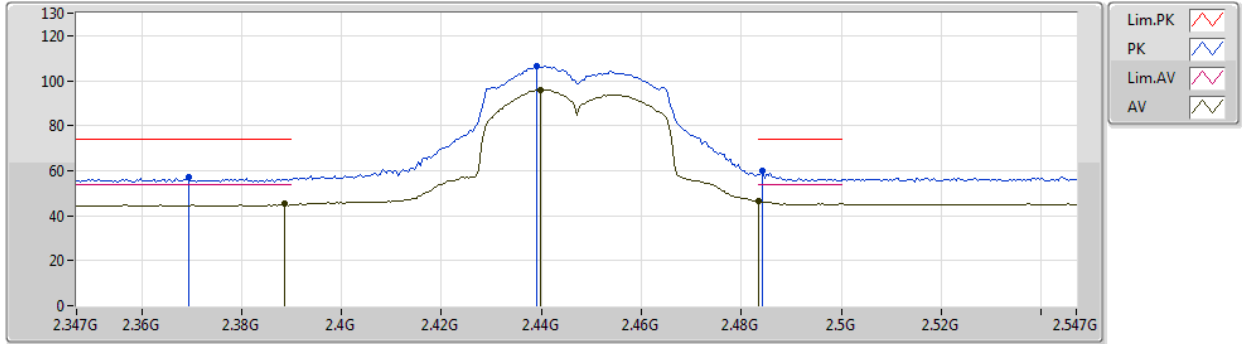
Type	Freq (Hz)	Level (dBuV/m)	Limit (dBuV/m)	Margin (dB)	Factor (dB)	Dist (m)	Condition	Azimuth (°)	Height (m)	Comment	Raw (dBuV)	AF (dB)	CL (dB)	PA (dB)
AV	2.3898G	47.85	54.00	-6.15	32.09	3	Vertical	340	1.34	-	15.76	27.37	4.72	-
AV	2.4442G	104.43	Inf	-Inf	32.31	3	Vertical	340	1.34	-	72.12	27.53	4.78	-
AV	2.4842G	50.67	54.00	-3.33	32.48	3	Vertical	340	1.34	-	18.19	27.65	4.83	-
PK	2.3898G	59.52	74.00	-14.48	32.09	3	Vertical	340	1.34	-	27.43	27.37	4.72	-
PK	2.4438G	114.11	Inf	-Inf	32.31	3	Vertical	340	1.34	-	81.80	27.53	4.78	-
PK	2.4842G	67.26	74.00	-6.74	32.48	3	Vertical	340	1.34	-	34.78	27.65	4.83	-



802.11n HT40\_Nss1,(MCS0)\_2TX

29/09/2019

2447MHz\_TX



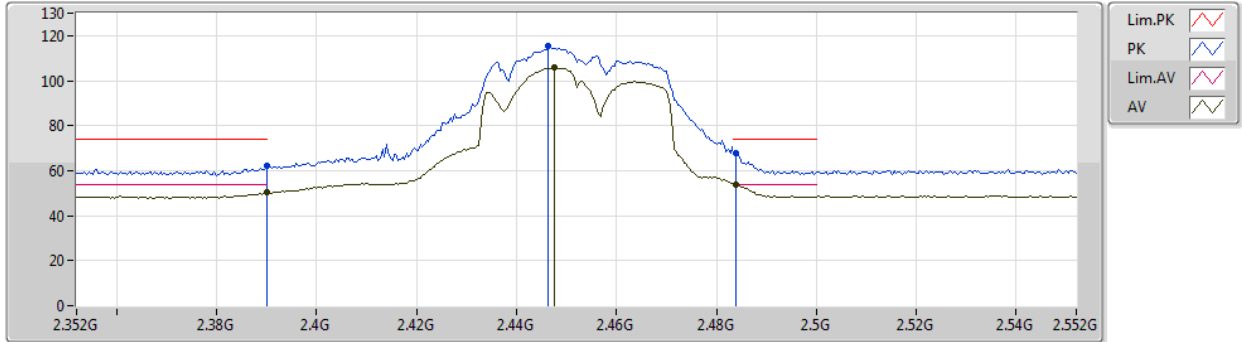
Type	Freq (Hz)	Level (dBuV/m)	Limit (dBuV/m)	Margin (dB)	Factor (dB)	Dist (m)	Condition	Azimuth (°)	Height (m)	Comment	Raw (dBuV)	AF (dB)	CL (dB)	PA (dB)
AV	2.3886G	45.12	54.00	-8.88	32.09	3	Horizontal	312	1.80	-	13.03	27.37	4.72	-
AV	2.4398G	95.98	Inf	-Inf	32.30	3	Horizontal	312	1.80	-	63.68	27.52	4.78	-
AV	2.4835G	46.36	54.00	-7.64	32.48	3	Horizontal	312	1.80	-	13.88	27.65	4.83	-
PK	2.3694G	56.92	74.00	-17.08	32.00	3	Horizontal	312	1.80	-	24.92	27.31	4.69	-
PK	2.439G	106.49	Inf	-Inf	32.30	3	Horizontal	312	1.80	-	74.19	27.52	4.78	-
PK	2.4842G	59.84	74.00	-14.16	32.48	3	Horizontal	312	1.80	-	27.36	27.65	4.83	-



802.11n HT40\_Nss1,(MCS0)\_2TX

27/09/2019

2452MHz\_TX



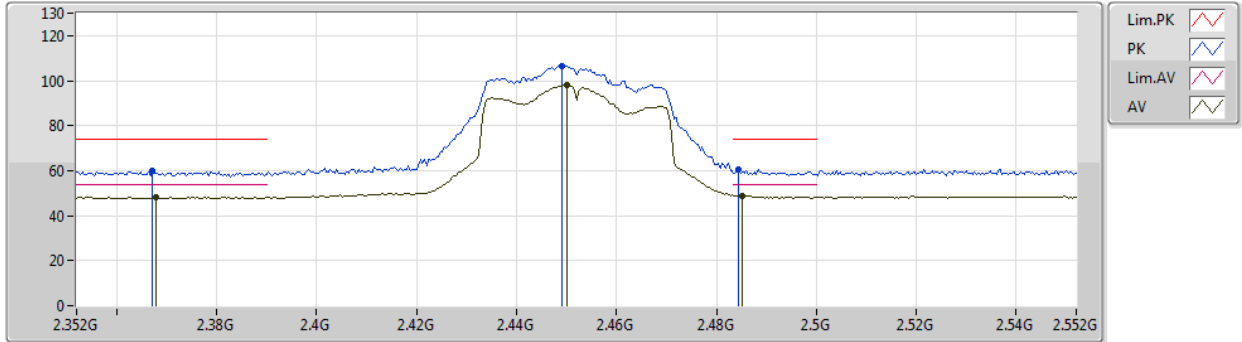
Type	Freq (Hz)	Level (dBuV/m)	Limit (dBuV/m)	Margin (dB)	Factor (dB)	Dist (m)	Condition	Azimuth (°)	Height (m)	Comment	Raw (dBuV)	AF (dB)	CL (dB)	PA (dB)
AV	2.39G	50.16	54.00	-3.84	34.97	3	Vertical	0	1.02	-	15.19	27.64	7.33	-
AV	2.4476G	105.76	Inf	-Inf	34.90	3	Vertical	0	1.02	-	70.86	27.55	7.35	-
AV	2.484G	53.79	54.00	-0.21	34.89	3	Vertical	0	1.02	-	18.90	27.52	7.37	-
PK	2.39G	61.92	74.00	-12.08	34.97	3	Vertical	0	1.02	-	26.95	27.64	7.33	-
PK	2.4464G	115.21	Inf	-Inf	34.90	3	Vertical	0	1.02	-	80.31	27.55	7.35	-
PK	2.484G	67.65	74.00	-6.35	34.89	3	Vertical	0	1.02	-	32.76	27.52	7.37	-



802.11n HT40\_Nss1,(MCS0)\_2TX

27/09/2019

2452MHz\_TX



Type	Freq (Hz)	Level (dBuV/m)	Limit (dBuV/m)	Margin (dB)	Factor (dB)	Dist (m)	Condition	Azimuth (°)	Height (m)	Comment	Raw (dBuV)	AF (dB)	CL (dB)	PA (dB)
AV	2.368G	48.15	54.00	-5.85	35.07	3	Horizontal	305	2.17	-	13.08	27.73	7.34	-
AV	2.45G	98.01	Inf	-Inf	34.90	3	Horizontal	305	2.17	-	63.11	27.55	7.35	-
AV	2.4852G	48.94	54.00	-5.06	34.88	3	Horizontal	305	2.17	-	14.06	27.51	7.37	-
PK	2.3672G	59.92	74.00	-14.08	35.07	3	Horizontal	305	2.17	-	24.85	27.73	7.34	-
PK	2.4492G	106.44	Inf	-Inf	34.90	3	Horizontal	305	2.17	-	71.54	27.55	7.35	-
PK	2.4844G	60.46	74.00	-13.54	34.89	3	Horizontal	305	2.17	-	25.57	27.52	7.37	-

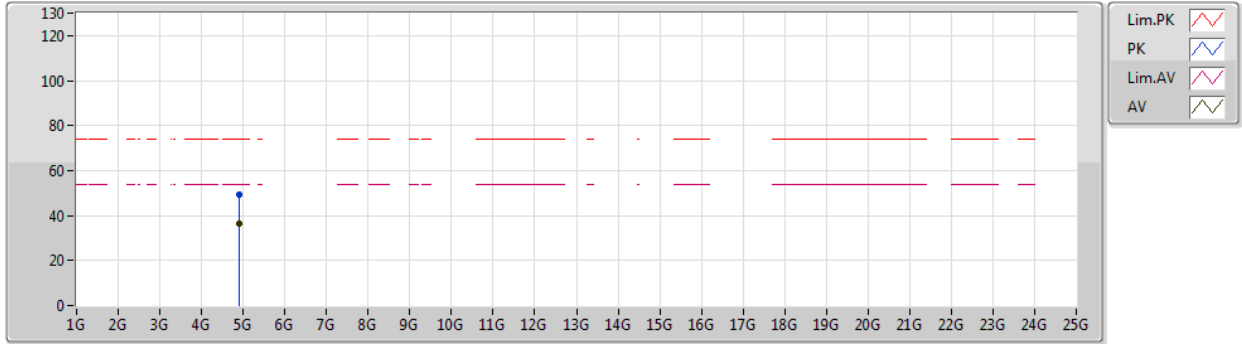




802.11n HT40\_Nss1,(MCS0)\_2TX

27/09/2019

2452MHz\_TX



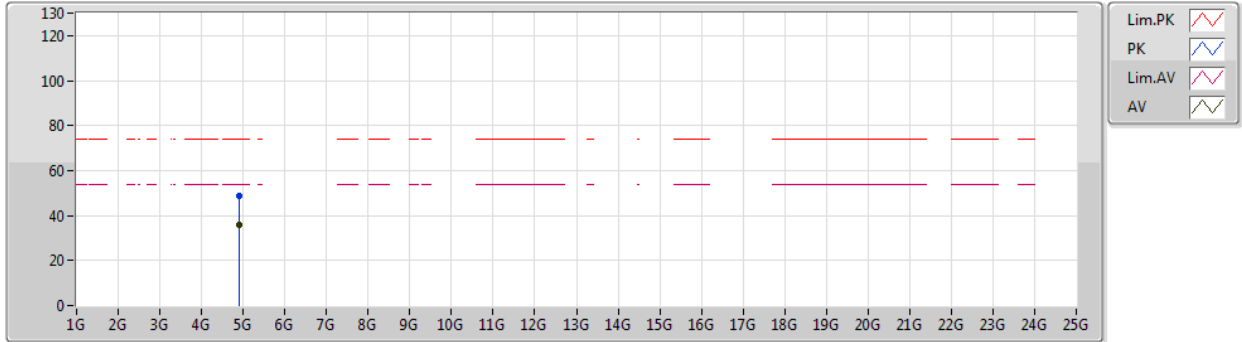
Type	Freq (Hz)	Level (dBuV/m)	Limit (dBuV/m)	Margin (dB)	Factor (dB)	Dist (m)	Condition	Azimuth (°)	Height (m)	Comment	Raw (dBuV)	AF (dB)	CL (dB)	PA (dB)
AV	4.90481G	36.38	54.00	-17.62	7.07	3	Vertical	195	2.85	-	29.31	31.12	10.00	34.05
PK	4.9034G	49.27	74.00	-24.73	7.06	3	Vertical	195	2.85	-	42.21	31.11	10.00	34.05



802.11n HT40\_Nss1,(MCS0)\_2TX

27/09/2019

2452MHz\_TX



Type	Freq (Hz)	Level (dBuV/m)	Limit (dBuV/m)	Margin (dB)	Factor (dB)	Dist (m)	Condition	Azimuth (°)	Height (m)	Comment	Raw (dBuV)	AF (dB)	CL (dB)	PA (dB)
AV	4.90427G	36.00	54.00	-18.00	7.07	3	Horizontal	44	1.50	-	28.93	31.12	10.00	34.05
PK	4.90321G	48.97	74.00	-25.03	7.06	3	Horizontal	44	1.50	-	41.91	31.11	10.00	34.05

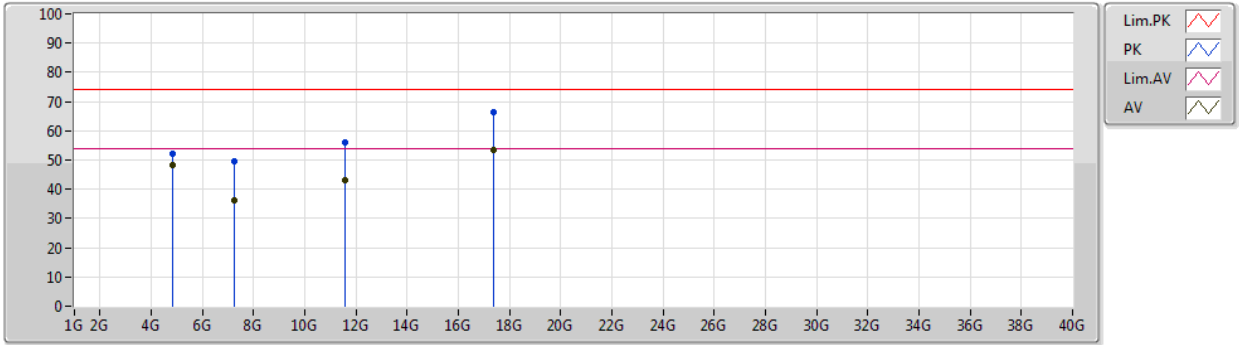


Summary

Mode	Result	Type	Freq (Hz)	Level (dBuV/m)	Limit (dBuV/m)	Margin (dB)	Factor (dB)	Dist (m)	Condition	Azimuth (°)	Height (m)	Comments
Mode 1	Pass	AV	17.34722G	53.86	54.00	-0.14	24.95	3	Horizontal	77	2.17	-

Radiation-above 1GHz\_Mode 1

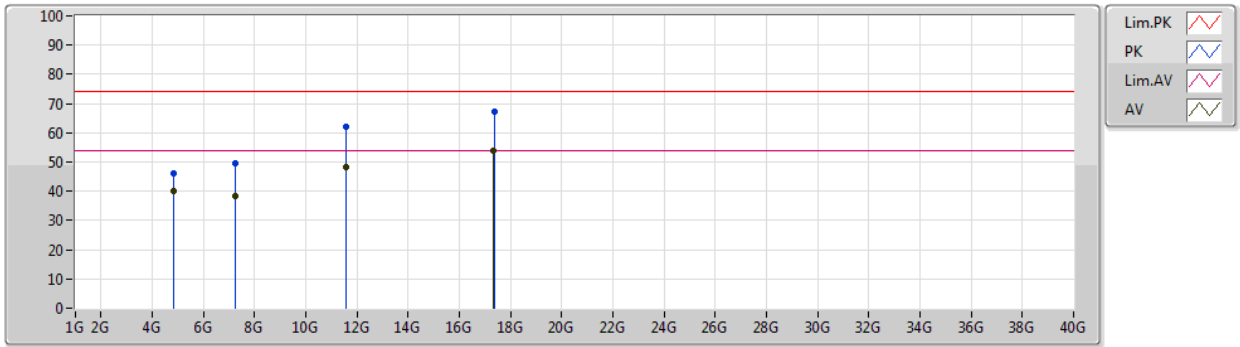
06/11/2019



Type	Freq (Hz)	Level (dBuV/m)	Limit (dBuV/m)	Margin (dB)	Factor (dB)	Dist (m)	Condition	Azimuth (°)	Height (m)	Comment	Raw (dBuV)	AF (dB)	CL (dB)	PA (dB)
AV	4.824G	48.23	54.00	-5.77	4.27	3	Vertical	360	1.48	-	43.96	31.38	6.79	33.90
AV	7.23477G	36.35	54.00	-17.65	10.27	3	Vertical	55	1.68	-	26.08	35.81	8.57	34.11
AV	11.57034G	43.29	54.00	-10.71	16.30	3	Vertical	47	1.22	-	26.99	39.52	10.72	33.94
AV	17.35948G	53.64	54.00	-0.36	25.02	3	Vertical	195	1.49	-	28.62	42.37	13.94	31.29
PK	4.82398G	52.36	74.00	-21.64	4.27	3	Vertical	360	1.48	-	48.09	31.38	6.79	33.90
PK	7.2378G	49.56	74.00	-24.44	10.28	3	Vertical	55	1.68	-	39.28	35.82	8.57	34.11
PK	11.56606G	55.92	74.00	-18.08	16.30	3	Vertical	47	1.22	-	39.62	39.52	10.72	33.94
PK	17.3614G	66.47	74.00	-7.53	25.04	3	Vertical	195	1.49	-	41.43	42.39	13.94	31.29

Radiation-above 1GHz\_Mode 1

06/11/2019



Type	Freq (Hz)	Level (dBuV/m)	Limit (dBuV/m)	Margin (dB)	Factor (dB)	Dist (m)	Condition	Azimuth (°)	Height (m)	Comment	Raw (dBuV)	AF (dB)	CL (dB)	PA (dB)
AV	4.82398G	40.19	54.00	-13.81	4.27	3	Horizontal	109	1.52	-	35.92	31.38	6.79	33.90
AV	7.23485G	38.16	54.00	-15.84	10.27	3	Horizontal	72	1.48	-	27.89	35.81	8.57	34.11
AV	11.5705G	48.37	54.00	-5.63	16.30	3	Horizontal	75	1.50	-	32.07	39.52	10.72	33.94
AV	17.34722G	53.86	54.00	-0.14	24.95	3	Horizontal	77	2.17	-	28.91	42.29	13.94	31.28
PK	4.82404G	46.18	74.00	-27.82	4.27	3	Horizontal	109	1.52	-	41.91	31.38	6.79	33.90
PK	7.23919G	49.59	74.00	-24.41	10.28	3	Horizontal	72	1.48	-	39.31	35.82	8.57	34.11
PK	11.5658G	62.23	74.00	-11.77	16.30	3	Horizontal	75	1.50	-	45.93	39.52	10.72	33.94
PK	17.3572G	67.31	74.00	-6.69	25.01	3	Horizontal	77	2.17	-	42.30	42.36	13.94	31.29