



# FCC DFS TEST REPORT

**FCC ID** : Z8H89FT0047  
**Equipment** : ePMP 5GHz Force 300 CSM RADIO / ePMP 3000L 5GHz Access Point Radio  
**Brand Name** : Cambium Networks  
**Model Name** : ePMP 5GHz Force 300 CSM RADIO / ePMP 3000L 5GHz Access Point Radio  
**Applicant** : Cambium Networks Inc.  
3800 Golf Road, Suite 360 Rolling Meadows, IL 60008, USA  
**Manufacturer** : Cambium Networks Inc.  
3800 Golf Road, Suite 360 Rolling Meadows, IL 60008, USA  
**Standard** : 47 CFR FCC Part 15.407

The product was received on Jan. 16, 2019, and testing was started from Aug. 22, 2019 and completed on Aug. 27, 2019. We, SPORTON INTERNATIONAL INC. EMC & Wireless Communications Laboratory, would like to declare that the tested sample has been evaluated in accordance with the procedures given in FCC KDB 905462 D02 UNII DFS Compliance Procedures New Rules v02 and shown compliance with the applicable technical standards.

The report must not be used by the client to claim product certification, approval, or endorsement by TAF or any agency of government.

The test results in this variant report apply exclusively to the tested model / sample. Without written approval of SPORTON INTERNATIONAL INC. EMC & Wireless Communications Laboratory, the test report shall not be reproduced except in full.



Approved by: Sam Chen

**SPORTON INTERNATIONAL INC. EMC & Wireless Communications Laboratory**  
No. 52, Huaya 1st Rd., Guishan Dist., Taoyuan City, Taiwan (R.O.C.)



## Table of Contents

History of this test report.....3

Summary of Test Result.....4

**1 General Description .....5**

1.1 Information.....5

1.2 Accessories .....10

1.3 Support Equipment.....10

1.4 Applicable Standards .....10

1.5 Testing Location Information.....10

**2 Test Configuration of EUT.....11**

2.1 Test Channel Frequencies Configuration.....11

2.2 The Worst Case Measurement Configuration.....11

**3 Dynamic Frequency Selection (DFS) Test Result .....12**

3.1 General DFS Information .....12

3.2 Radar Test Waveform Calibration.....15

3.3 UNII Detection Bandwidth .....28

3.4 Channel Availability Check (CAC).....31

3.5 In-service Monitoring .....35

3.6 Statistical Performance Check .....43

**4 Test Equipment and Calibration Data .....96**

**5 Measurement Uncertainty .....97**

### Appendix A. Test Photos

#### Photographs of EUT v01





### Summary of Test Result

Report Clause	Ref Std. Clause	Test Items	Result (PASS/FAIL)	Remark
3.3	FCC KDB 905462 7.8.1	DFS: UNII Detection Bandwidth Measurement	PASS	-
3.4	FCC KDB 905462 7.8.2.1	DFS: Initial Channel Availability Check Time	PASS	-
3.4	FCC KDB 905462 7.8.2.2	DFS: Radar Burst at the Beginning of the Channel Availability Check Time	PASS	-
3.4	FCC KDB 905462 7.8.2.3	DFS: Radar Burst at the End of the Channel Availability Check Time	PASS	-
3.5	FCC KDB 905462 7.8.3	DFS: In-Service Monitoring for Channel Move Time (CMT)	PASS	-
3.5	FCC KDB 905462 7.8.3	DFS: In-Service Monitoring for Channel Closing Transmission Time (CCTT)	PASS	-
3.5	FCC KDB 905462 7.8.3	DFS: In-Service Monitoring for Non-Occupancy Period (NOP)	PASS	-
3.6	FCC KDB 905462 7.8.4	DFS: Statistical Performance Check	PASS	-
3.1.4	FCC KDB 905462 8.1	User Access Restrictions	PASS	-
<p>Note: For Client without radar detection, Since the product is client without radar detection function, only Channel Move Time, Channel Closing Transmission Time and Non-Occupancy Period are required to perform.</p>				

**Declaration of Conformity:**

The test results with all measurement uncertainty excluded are presented in accordance with the regulation limits or requirements declared by manufacturers.

**Comments and Explanations:**

1. The test configuration, test mode and test software were written in this test report are declared by the manufacturer.
2. The declared of product specification for EUT presented in the report are provided by the manufacturer, and the manufacturer takes all the responsibilities for the accuracy of product specification.

Reviewed by: **Sam Chen**  
Report Producer: **Vicky Huang**



# 1 General Description

## 1.1 Information

### 1.1.1 RF General Information

Specification Items	Description	
Frequency Range	5250 MHz – 5350 MHz 5470 MHz – 5725 MHz	
Power Type	From power adapter	
Channel Bandwidth	20/80 MHz operating channel bandwidth	
Operating Mode	<input checked="" type="checkbox"/> Master	
	<input type="checkbox"/> Client with radar detection	
	<input checked="" type="checkbox"/> Client without radar detection	
Communication Mode	<input type="checkbox"/> IP Based (Load Based)	<input checked="" type="checkbox"/> Frame Based
TPC Function	<input checked="" type="checkbox"/> With TPC	<input type="checkbox"/> Without TPC
Weather Band (5600~5650MHz)	<input checked="" type="checkbox"/> With 5600~5650MHz	<input type="checkbox"/> Without 5600~5650MHz
Power-on cycle	<b>For Master:</b> 80MHz: Requires 56.957 seconds to complete its power-on cycle. <b>For Client without radar detection:</b> NA (No Channel Availability Check Function)	
Software / Firmware Version	<b>For Master:</b> 4.5-RC8	
	<b>For Client without radar detection:</b> 4.5-RC7	
<ul style="list-style-type: none"> <li>♦ OFDM-BPSK, QPSK, 16QAM, 64QAM, 256QAM modulation.</li> <li>♦ EUT employ a TPC mechanism and TPC have the capability to operate at least 6 dB below highest RF output power.</li> </ul>		

Note1: The above information was declared by manufacturer.

Note2: While frame-based mechanism is implemented, the test procedure is the same with regular IEEE 802.11a/n/ac devices.



TPC Power Result  
For Set 1 antenna:

Mode	Min Power (dBm)	Max Power (dBm)	Min EIRP (dBm)	Max EIRP (dBm)
802.11a_Nss1,(6Mbps)_2TX	-	-	-	-
5.25-5.35GHz	-2.29	3.71	22.71	28.71
5.47-5.725GHz	-2.58	3.42	22.42	28.42
802.11ac VHT20_Nss1,(MCS0)_2TX	-	-	-	-
5.25-5.35GHz	-2.37	3.63	22.63	28.63
5.47-5.725GHz	-2.53	3.47	22.47	28.47
802.11ac VHT80_Nss1,(MCS0)_2TX	-	-	-	-
5.25-5.35GHz	-2.54	3.46	22.46	28.46
5.47-5.725GHz	-2.50	3.50	22.50	28.50

For Set 2 antenna:

Mode	Min Power (dBm)	Max Power (dBm)	Min EIRP (dBm)	Max EIRP (dBm)
802.11a_Nss1,(6Mbps)_2TX	-	-	-	-
5.25-5.35GHz	5.37	11.37	22.37	28.37
5.47-5.725GHz	6.74	12.74	23.74	29.74
802.11ac VHT20_Nss1,(MCS0)_2TX	-	-	-	-
5.25-5.35GHz	5.80	11.80	22.80	28.80
5.47-5.725GHz	6.60	12.60	23.60	29.60
802.11ac VHT80_Nss1,(MCS0)_2TX	-	-	-	-
5.25-5.35GHz	4.66	10.66	21.66	27.66
5.47-5.725GHz	6.79	12.79	23.79	29.79

For Set 3 antenna:

Mode	Min Power (dBm)	Max Power (dBm)	Min EIRP (dBm)	Max EIRP (dBm)
802.11a_Nss1,(6Mbps)_2TX	-	-	-	-
5.25-5.35GHz	17.73	23.73	19.73	25.73
5.47-5.725GHz	17.75	23.75	19.75	25.75
802.11ac VHT20_Nss1,(MCS0)_2TX	-	-	-	-
5.25-5.35GHz	17.93	23.93	19.93	25.93
5.47-5.725GHz	17.57	23.57	19.57	25.57
802.11ac VHT80_Nss1,(MCS0)_2TX	-	-	-	-
5.25-5.35GHz	16.52	22.52	18.52	24.52
5.47-5.725GHz	17.93	23.93	19.93	25.93



1.1.2 Antenna Information

Set	Ant.	Port	Brand	P/N	Type	Connector	Gain (dBi)
1	1	1	Cambium	C050900D007B	Dish	Reversed-SMA	25
		2	Cambium	C050900D007B	Dish	Reversed-SMA	25
Set	Ant.	Port	Brand	P/N	Type	Connector	Gain (dBi)
2	2	1	ANATEL	C050900D021	Array	Reversed-SMA	17
		2	ANATEL	C050900D021	Array	Reversed-SMA	17
Set	Ant.	Port	Brand	Model Name	Type	Connector	Gain (dBi)
3	3	1	ABRACON	APAMS-121	Dipole	Reversed-SMA	2
	4	2	ABRACON	APAMS-121	Dipole	Reversed-SMA	2

Note 1: The above information was declared by manufacturer.

Note 2: The EUT has three sets of antenna.

Note 3: Set 1 antenna has one antenna, and it has two connectors.

Note 4: Set 2 antenna has one antenna, and it has two connectors.

Note 5: Set 3 antenna contains two antennas, and the array gain is 0dBi.

**For IEEE 802.11a/n/ac mode (2TX/2RX)**

Port 1 and Port 2 can be used as transmitting/receiving antenna.

Port 1 and Port 2 could transmit/receive simultaneously.



### 1.1.3 DFS Band Carrier Frequencies

There are two bandwidth systems.

For 20MHz bandwidth systems:

Frequency Band	Channel No.	Frequency	Channel No.	Frequency
5250~5350 MHz Band 2	1	5260 MHz	8	5295 MHz
	2	5265 MHz	9	5300 MHz
	3	5270 MHz	10	5305 MHz
	4	5275 MHz	11	5310 MHz
	5	5280 MHz	12	5315 MHz
	6	5285 MHz	13	5320 MHz
	7	5290 MHz	-	-
5470~5725 MHz Band 3	1	5500 MHz	22	5605 MHz
	2	5505 MHz	23	5610 MHz
	3	5510 MHz	24	5615 MHz
	4	5515 MHz	25	5620 MHz
	5	5520 MHz	26	5625 MHz
	6	5525 MHz	27	5630 MHz
	7	5530 MHz	28	5635 MHz
	8	5535 MHz	29	5640 MHz
	9	5540 MHz	30	5645 MHz
	10	5545 MHz	31	5650 MHz
	11	5550 MHz	32	5655 MHz
	12	5555 MHz	33	5660 MHz
	13	5560 MHz	34	5665 MHz
	14	5565 MHz	35	5670 MHz
	15	5570 MHz	36	5675 MHz
	16	5575 MHz	37	5680 MHz
	17	5580 MHz	38	5685 MHz
	18	5585 MHz	39	5690 MHz
	19	5590 MHz	40	5695 MHz
	20	5595 MHz	41	5700 MHz
	21	5600 MHz	42	5720 MHz





For 80MHz bandwidth systems:

Frequency Band	Channel No.	Frequency	Channel No.	Frequency
5250~5350 MHz Band 2	1	5290 MHz	-	-
	1	5530 MHz	18	5615
5470~5725 MHz Band 3	2	5535 MHz	19	5620
	3	5540 MHz	20	5625
	4	5545 MHz	21	5630
	5	5550 MHz	22	5635
	6	5555 MHz	23	5640
	7	5560 MHz	24	5645
	8	5565 MHz	25	5650
	9	5570 MHz	26	5655
	10	5575 MHz	27	5660
	11	5580 MHz	28	5665
	12	5585 MHz	29	5670
	13	5590 MHz	30	5675
	14	5595 MHz	31	5680
	15	5600 MHz	32	5685
	16	5605 MHz	33	5690
	17	5610 MHz	-	-

### 1.1.4 Table for Multiple Listing

The equipment names/model names in the following table are all refer to the identical product.

EUT	Equipment Name / Model Name	GPS Function	WIFI Filter Function
1	ePMP 5GHz Force 300 CSM RADIO	No	Yes
2	ePMP 3000L 5GHz Access Point Radio	Yes	Yes

From the above models, EUT 1 was selected as representative model for the test and its data was recorded in this report.

### 1.1.5 Table for Class III Change

This product is an extension of original one reported under Sporton project number: 880825-01

Below is the table for the change of the product with respect to the original one.

Modifications	Performance Checking
1. Adding 5GHz band 2 and band 3 (5250~5350 MHz, 5470~5725 MHz) for this device, and it has the straddle channels (5690 MHz, 5720 MHz). 2. Adding slave without Radar mode in DFS Band.	All test items.



### 1.2 Accessories

N/A

### 1.3 Support Equipment

Support Equipment				
No.	Equipment	Brand Name	Model Name	FCC ID
A	Notebook	DELL	E4300	N/A
B	Notebook	DELL	E4300	N/A
C	WLAN AP	Cambium	F300C	N/A
D	PoE	Cambium	NTE-P15-30IN	N/A

### 1.4 Applicable Standards

According to the specifications of the manufacturer, the EUT must comply with the requirements of the following standards:

- FCC KDB 905462 D02 UNII DFS Compliance Procedures New Rules v02

### 1.5 Testing Location Information

Testing Location		
<input type="checkbox"/>	HWA YA	ADD : No. 52, Huaya 1st Rd., Guishan Dist., Taoyuan City, Taiwan (R.O.C.) TEL : 886-3-327-3456 FAX : 886-3-327-0973
<input checked="" type="checkbox"/>	JHUBEI	ADD : No.8, Lane 724, Bo-ai St., Jhubei City, HsinChu County 302, Taiwan, R.O.C. TEL : 886-3-656-9065 FAX : 886-3-656-9085

For Master:

Test Condition	Test Site No.	Test Engineer	Test Environment	Test Date
DFS Site	DF02-CB	DK Chang	25.7~26.8°C / 61~64%	22-Aug-19~23-Aug-19

For Client without radar detection:

Test Condition	Test Site No.	Test Engineer	Test Environment	Test Date
DFS Site	DF02-CB	Kevin Huang	24.3~25.3°C / 62~68%	27-Aug-19

Test site Designation No. TW0006 with FCC  
Test site registered number IC 4086B with Industry Canada.



## 2 Test Configuration of EUT

### 2.1 Test Channel Frequencies Configuration

For Master:

Test Channel Frequencies Configuration	
IEEE Std.	Test Channel Freq. (MHz)
20MHz	5550 MHz
80MHz	5550 MHz

For Client without radar detection:

Test Channel Frequencies Configuration	
IEEE Std.	Test Channel Freq. (MHz)
80MHz	5550 MHz

### 2.2 The Worst Case Measurement Configuration

The Worst Case Mode for Following Conformance Tests	
<b>Tests Item</b>	Dynamic Frequency Selection (DFS)
<b>Test Condition</b>	Conducted measurement at transmit chains The EUT shall be configured to operate at the highest transmitter output power setting. If more than one antenna assembly is intended for this power setting, the gain of the antenna assembly with the lowest gain shall be used.
<b>Modulation Mode</b>	For Master: 20MHz, 80MHz
	For Client without radar detection: 80MHz

Note: The EUT was powered by PoE, and the PoE was for measurement only, would not be marketed. PoE information as below:

Support Equipment			
Equipment	Brand Name	Model Name	FCC ID
PoE	Cambium	NTE-P15-30IN	N/A



### 3 Dynamic Frequency Selection (DFS) Test Result

#### 3.1 General DFS Information

##### 3.1.1 DFS Parameters

Table D.1: DFS requirement values	
Parameter	Value
Non-occupancy period	Minimum 30 minutes
Channel Availability Check Time	60 seconds
Channel Move Time	10 seconds (Note 1).
Channel Closing Transmission Time	200 milliseconds + an aggregate of 60 milliseconds over remaining 10 second periods. (Notes 1 and 2).
U-NII Detection Bandwidth	Minimum 100% of the 99% power bandwidth (Note 3).

Note 1: Channel Move Time and the Channel Closing Transmission Time should be performed with Radar Type 0. The measurement timing begins at the end of the Radar Type 0 burst.

Note 2: The Channel Closing Transmission Time is comprised of 200 milliseconds starting at the beginning of the Channel Move Time plus any additional intermittent control signals required to facilitate Channel changes (an aggregate of 60 milliseconds) during the remainder of the 10 second period. The aggregate duration of control signals will not count quiet periods in between transmissions.

Note 3: During the U-NII Detection Bandwidth detection test, radar type 0 is used and for each frequency step the minimum percentage of detection is 90%. Measurements are performed with no data traffic.

Table D.2: Interference threshold values	
Maximum Transmit Power	Value (see note)
EIRP ≥ 200 mW	-64 dBm
EIRP < 200 mW and PSD < 10dBm/MHz	-62 dBm
EIRP < 200 mW and PSD ≥ 10dBm/MHz	-64 dBm

Note 1: This is the level at the input of the receiver assuming a 0 dBi receive antenna.

Note 2: Throughout these test procedures an additional 1 dB has been added to the amplitude of the test transmission waveforms to account for variations in measurement equipment. This will ensure that the test signal is at or above the detection threshold level to trigger a DFS response.

Note3: EIRP is based on the highest antenna gain. For MIMO devices refer to KDB Publication 662911D01.



**3.1.2 Applicability of DFS Requirements Prior to Use of a Channel**

Requirement	DFS Operational mode		
	Master	Client without radar detection	Client with radar detection
<i>Non-Occupancy Period</i>	Yes	Not required	Yes
<i>DFS Detection Threshold</i>	Yes	Not required	Yes
<i>Channel Availability Check Time</i>	Yes	Not required	Not required
<i>U-NII Detection Bandwidth</i>	Yes	Not required	Yes

**3.1.3 Applicability of DFS Requirements during Normal Operation**

Requirement	DFS Operational mode		
	Master	Client without radar detection	Client with radar detection
<i>DFS Detection Threshold</i>	Yes	Not required	Yes
<i>Channel Closing Transmission Time</i>	Yes	Yes	Yes
<i>Channel Move Time</i>	Yes	Yes	Yes
<i>U-NII Detection Bandwidth</i>	Yes	Not required	Yes

Additional requirements for devices with multiple bandwidth modes	Master Device or Client with Radar Detection	Client Without Radar Detection
U-NII Detection Bandwidth and Statistical Performance Check	All BW modes must be tested	Not required
Channel Move Time and Channel Closing Transmission Time	Test using widest BW mode available	Test using the widest BW mode available for the link
All other tests	Any single BW mode	Not required

**Note:** Frequencies selected for statistical performance check (Section 7.8.4) should include several frequencies within the radar detection bandwidth and frequencies near the edge of the radar detection bandwidth. For 802.11 devices it is suggested to select frequencies in each of the bonded 20 MHz channels and the channel center frequency.



**3.1.4 User Access Restrictions**

<b>User Access Restrictions</b>	
<input checked="" type="checkbox"/>	DFS controls (hardware or software) related to radar detection are NOT accessible to the user. Manufacturer statement confirming that information regarding the parameters of the detected Radar Waveforms is not available to the end user.

**3.1.5 Channel Loading/Data Streaming**

<input type="checkbox"/>	The data file (MPEG-4) has been transmitting in a streaming mode.
<input checked="" type="checkbox"/>	Software to ping the client is permitted to simulate data transfer with random ping intervals.
<input checked="" type="checkbox"/>	Minimum channel loading of approximately 17%.
<input type="checkbox"/>	Unicast protocol has been used.



### 3.2 Radar Test Waveform Calibration

#### 3.2.1 Short Pulse Radar Test Waveforms

Radar Type	Pulse Width (µsec)	PRI (µsec)	Number of Pulses	Minimum Percentage of Successful Detection	Minimum Trials
0	1	1428	18	See Note 1	See Note 1
1A	1	15 unique PRI in KDB 905462 D02 Table 5a	$\text{Roundup}\left\{\left(\frac{1}{360}\right) \times \left(\frac{19 \times 10^6}{PRI}\right)\right\}$	60%	15
1B	1	15 unique PRI within 518-3066, Excluding 1A PRI		60%	15
2	1-5	150-230	23-29	60%	30
3	6-10	200-500	16-18	60%	30
4	11-20	200-500	12-16	60%	30
Aggregate (Radar Types 1-4)				80%	120
<b>Note 1:</b> Short Pulse Radar Type 0 should be used for the detection bandwidth test, channel move time, and channel closing time tests.					

A minimum of 30 unique waveforms are required for each of the short pulse radar types 1 through 4. If more than 30 waveforms are used for short pulse radar types 1 through 4, then each additional waveform must also be unique and not repeated from the previous waveforms. The aggregate is the average of the percentage of successful detections of short pulse radar types 1-4.

#### 3.2.2 Long Pulse Radar Test Waveform

Radar Type	Pulse Width (µsec)	Chirp Width (MHz)	PRI (µsec)	Number of Pulses per Burst	Number of Bursts	Minimum Percentage of Successful Detection	Minimum Trials
5	50-100	5-20	1000-2000	1-3	8-20	80%	30

Each waveform is defined as follows:

- The transmission period for the Long Pulse Radar test signal is 12 seconds.
- There are a total of 8 to 20 Bursts in the 12 second period, with the number of Bursts being randomly chosen. This number is Burst Count.
- Each Burst consists of 1 to 3 pulses, with the number of pulses being randomly chosen. Each Burst within the 12 second sequence may have a different number of pulses.
- The pulse width is between 50 and 100 microseconds, with the pulse width being randomly chosen. Each pulse within a Burst will have the same pulse width. Pulses in different Bursts may have different pulse widths.
- Each pulse has a linear FM chirp between 5 and 20 MHz, with the chirp width being randomly chosen. Each pulse within a transmission period will have the same chirp width. The chirp is centered on the pulse. For example, with a radar frequency of 5300 MHz and a 20 MHz chirped signal, the chirp starts at 5290 MHz and



ends at 5310 MHz.

- ◆ If more than one pulse is present in a Burst, the time between the pulses will be between 1000 and 2000 microseconds, with the time being randomly chosen. If three pulses are present in a Burst, the time between the first and second pulses is chosen independently of the time between the second and third pulses.
- ◆ The 12 second transmission period is divided into even intervals. The number of intervals is equal to Burst Count. Each interval is of length (12,000,000 / Burst Count) microseconds. Each interval contains one Burst. The start time for the Burst, relative to the beginning of the interval, is between 1 and [(12,000,000 / Burst Count) – (Total Burst Length) + (One Random PRI Interval)] microseconds, with the start time being randomly chosen. The step interval for the start time is 1 microsecond. The start time for each Burst is chosen independently.

### 3.2.3 Frequency Hopping Radar Test Waveform

Radar Type	Pulse Width (µsec)	PRI (µsec)	Pulses per Hop	Hopping Rate (kHz)	Hopping Sequence Length (ms)	Minimum Percentage of Successful Detection	Minimum Trials
6	1	333	9	0.333	300	70%	30

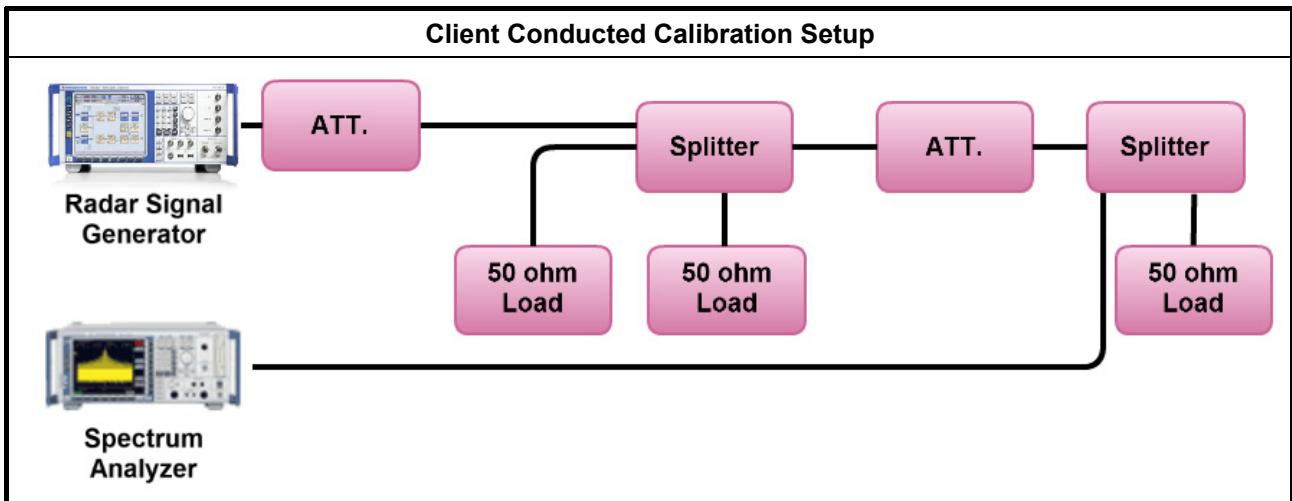
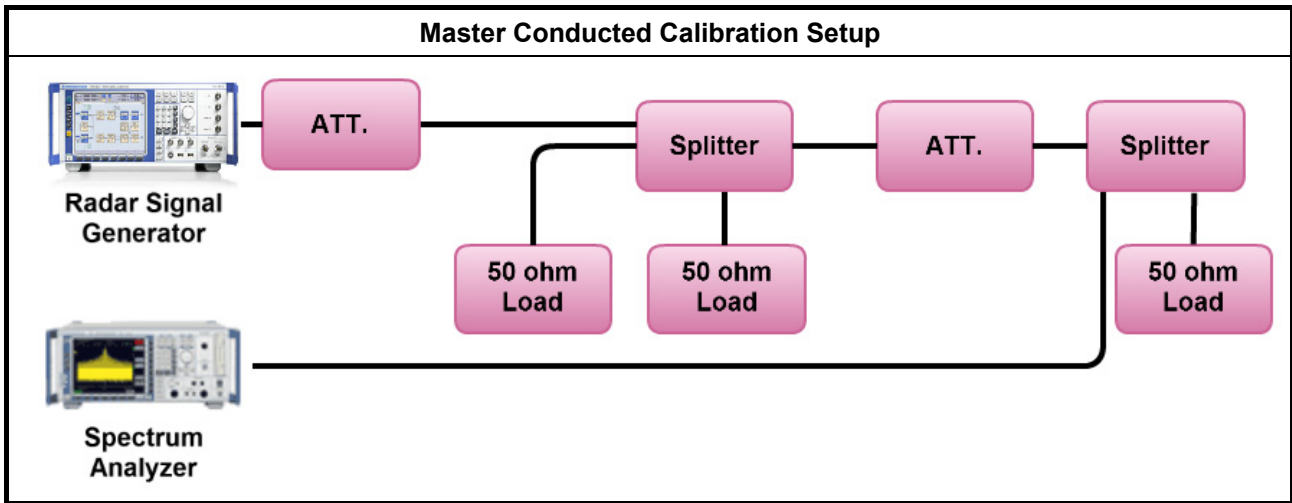
The FCC Type 6 waveform uses a static waveform with 100 bursts in the instruments ARB. In addition, the RF list mode is operated with a list containing 100 frequencies from a randomly generated list and it had be ensured that at least one of the random frequencies falls into the UNII Detection Bandwidth of the DUT. Each burst from the waveform file initiates a trigger pulse at the beginning that switches the RF list from one item to the next one.

### 3.2.4 DFS Threshold Level

DFS Threshold Level	
DFS Threshold level: -63 dBm	<input checked="" type="checkbox"/> at the antenna connector
	<input type="checkbox"/> in front of the antenna
The Interference <b>Radar Detection Threshold Level</b> is is $-64 \text{ dBm} + 0 [dBi] + 1 \text{ dB} = -63 \text{ dBm}$ . That had been taken into account the output power range and antenna gain.	



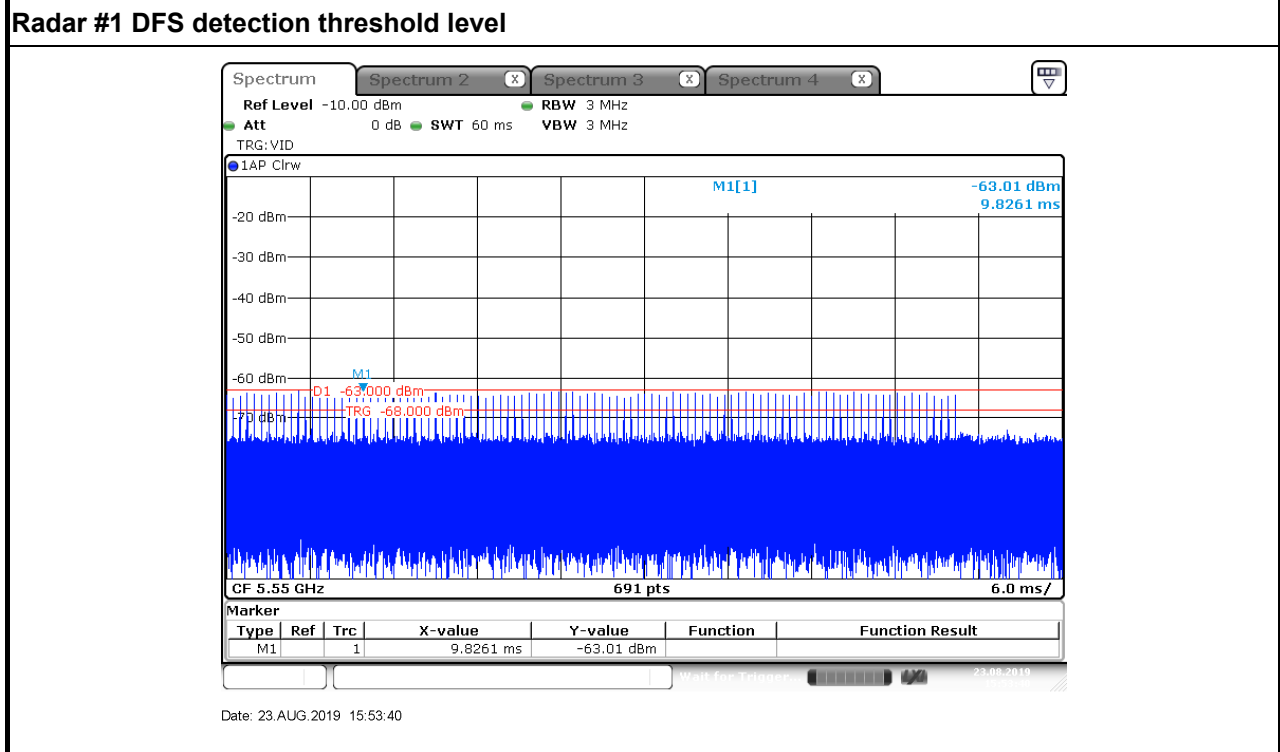
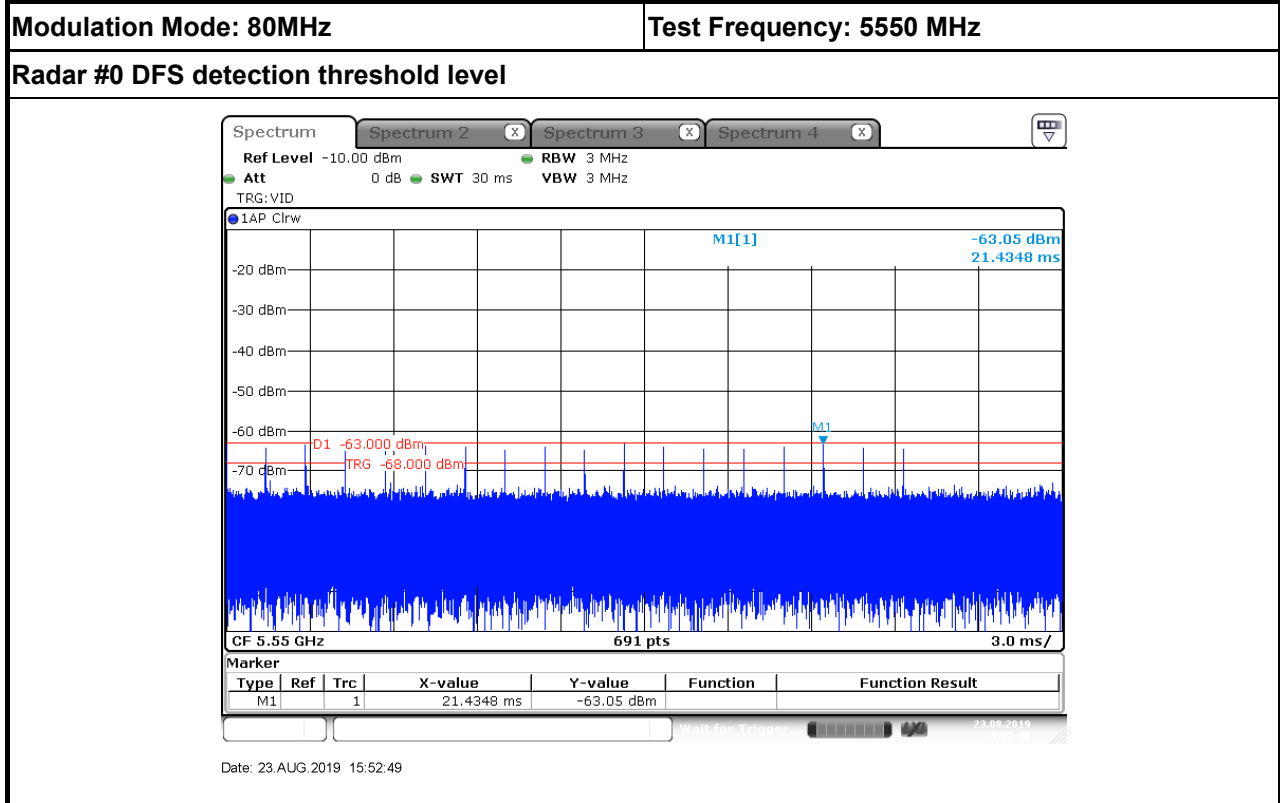
### 3.2.5 Calibration Setup





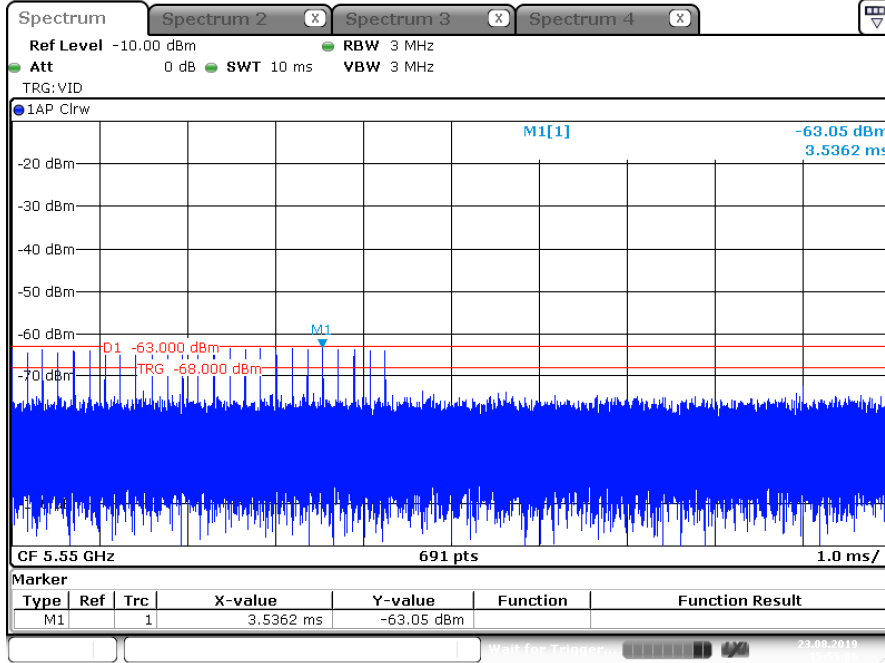
### 3.2.6 Radar Waveform calibration Plot

For Master:



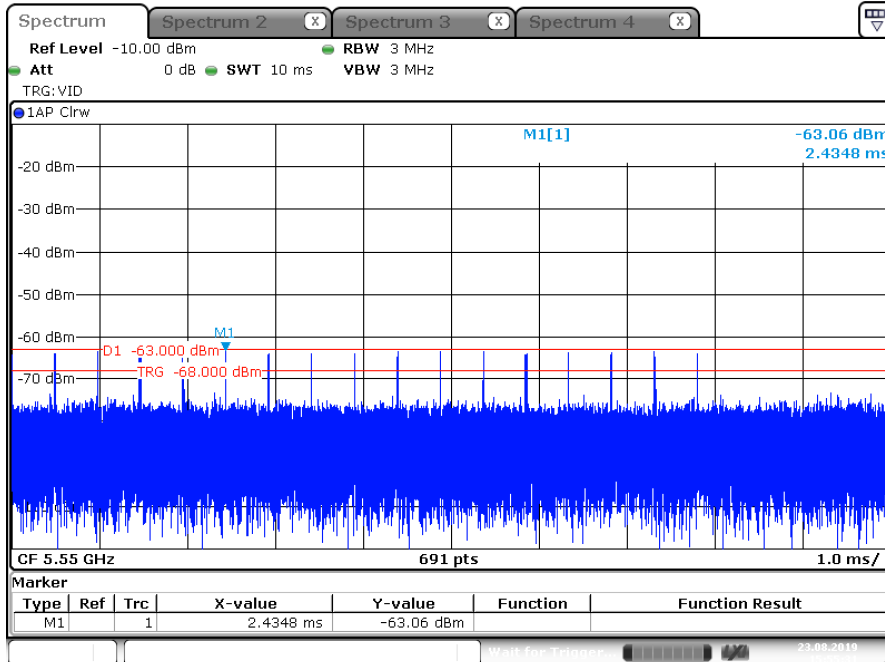


Radar #2 DFS detection threshold level



Date: 23.AUG.2019 15:55:07

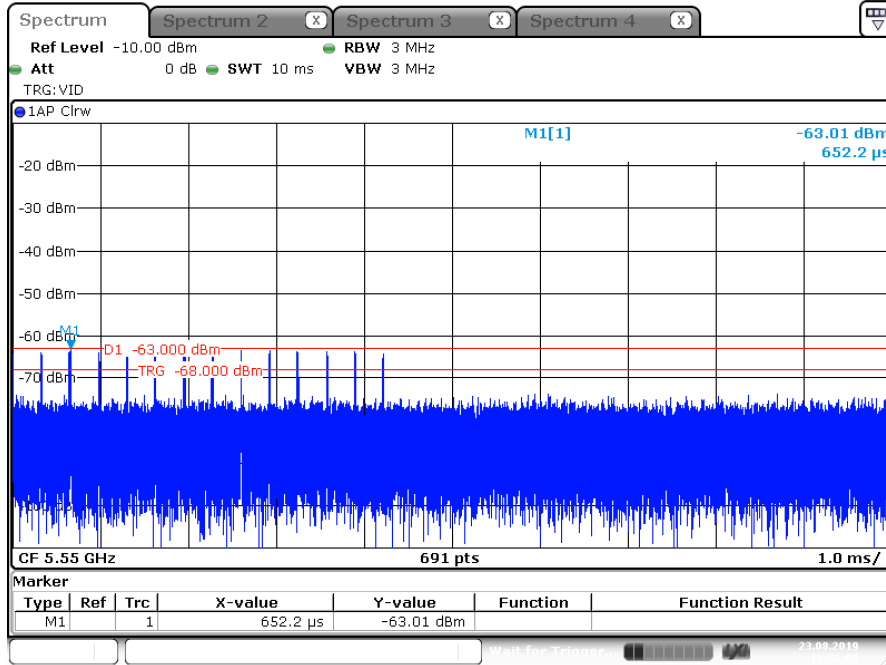
Radar #3 DFS detection threshold level



Date: 23.AUG.2019 15:55:31

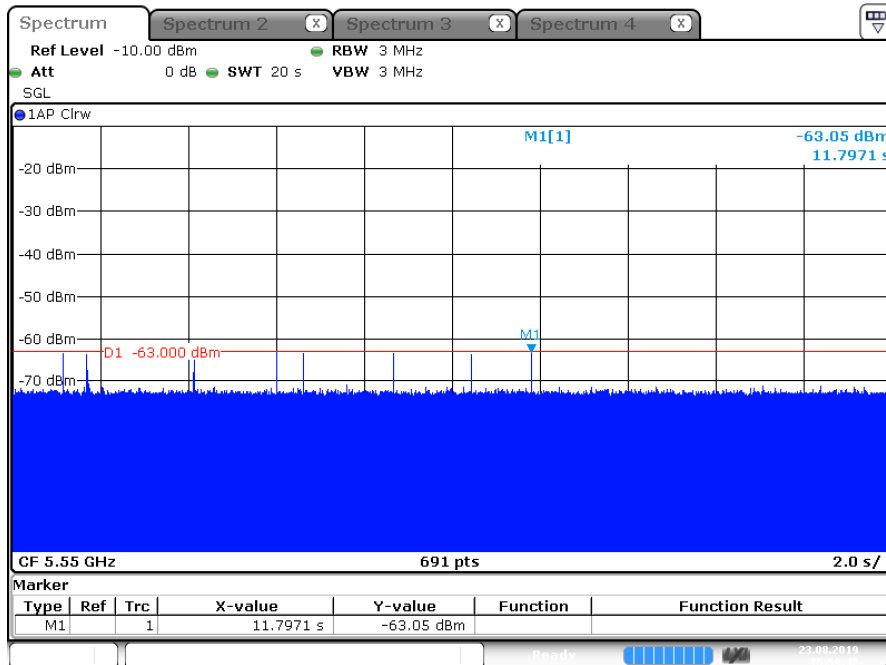


**Radar #4 DFS detection threshold level**



Date: 23.AUG.2019 15:56:05

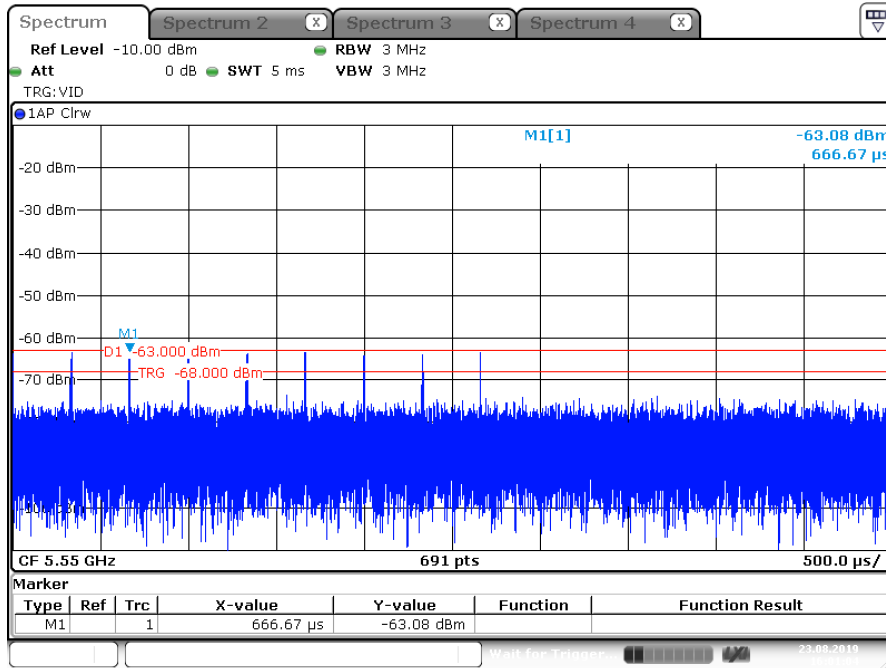
**Radar #5 DFS detection threshold level**



Date: 23.AUG.2019 15:59:42



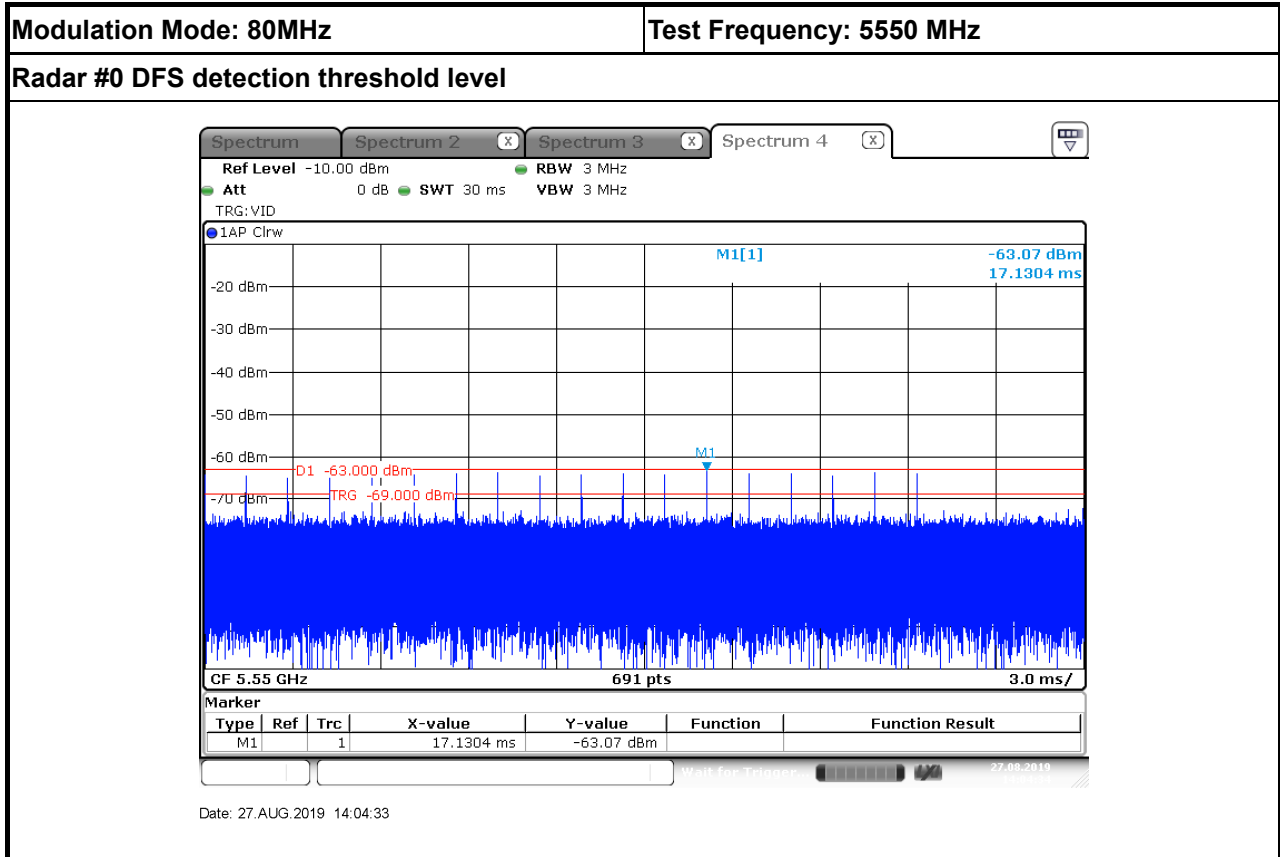
Radar #6 DFS detection threshold level



Date: 23.AUG.2019 16:01:04

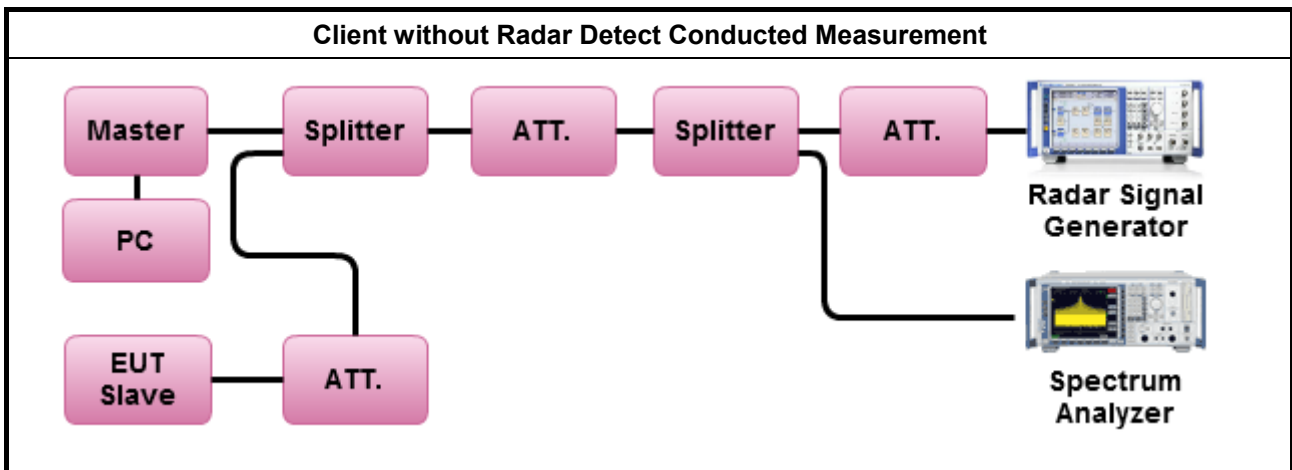
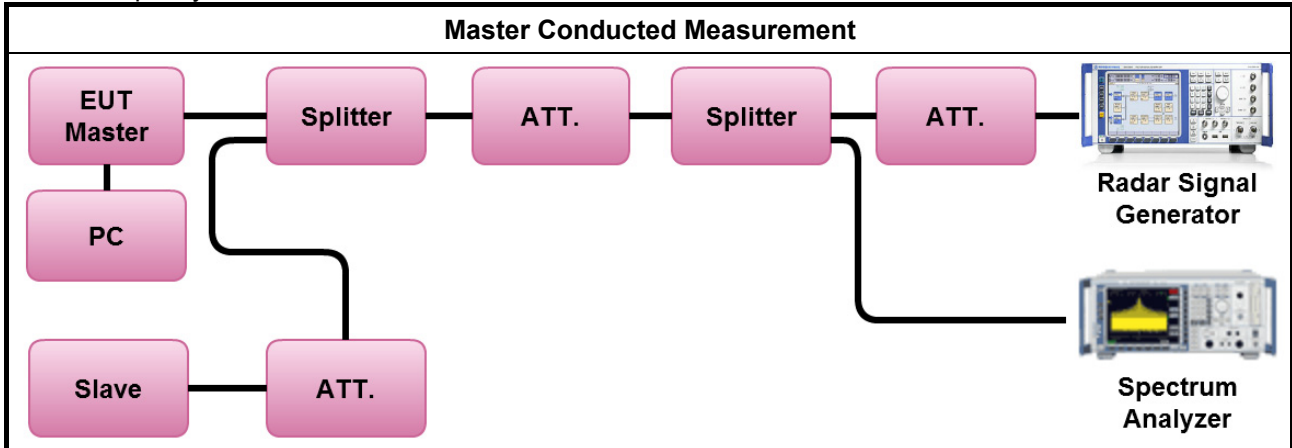


For Client without radar detection:



### 3.2.7 Test Setup

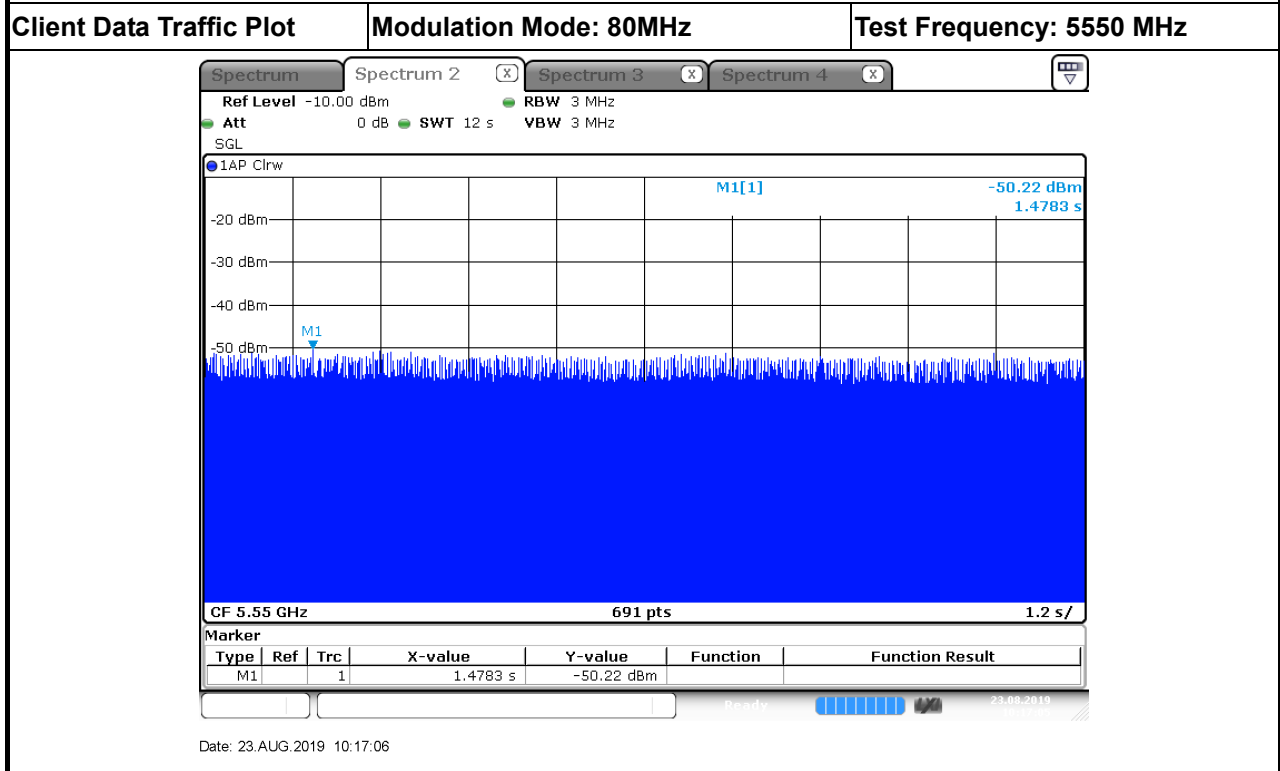
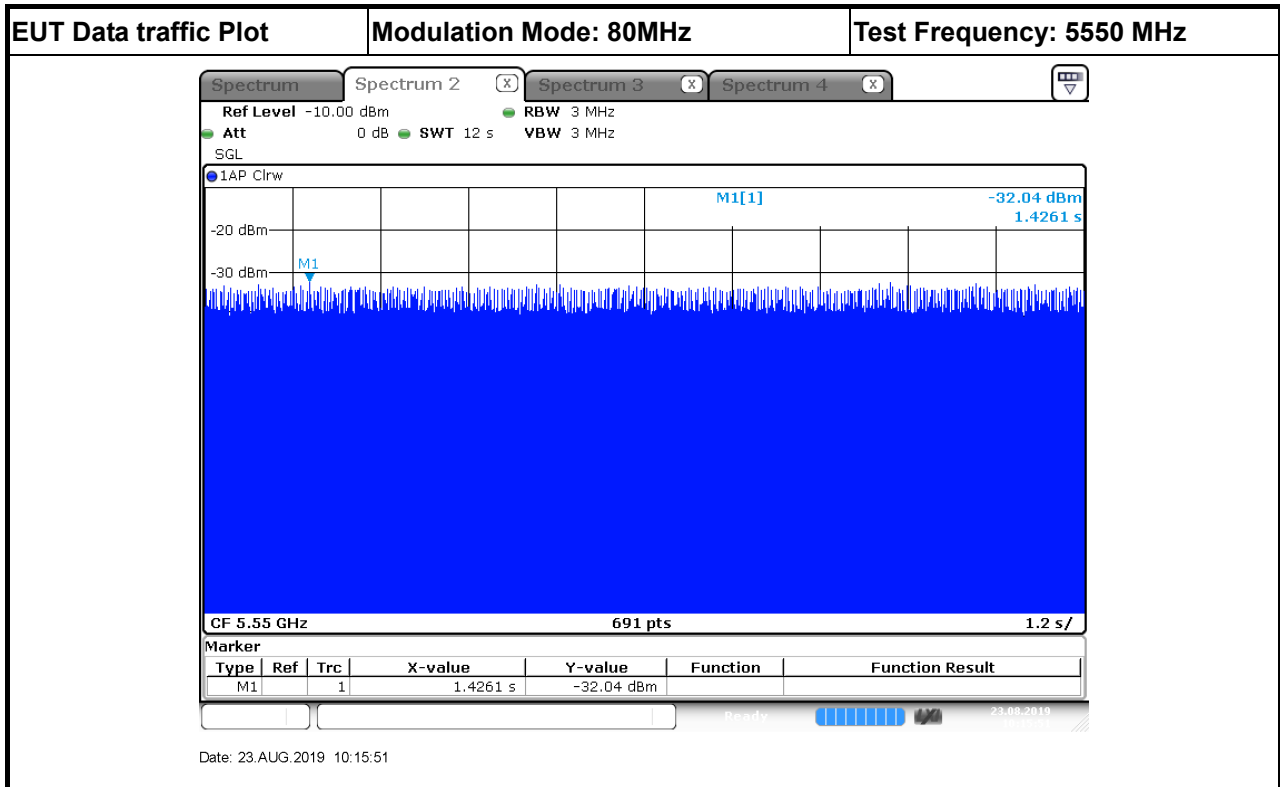
A spectrum analyzer is used as a monitor to verify that the EUT has vacated the Channel within the (Channel Closing Transmission Time and Channel Move Time, and does not transmit on a Channel during the Non-Occupancy Period after the detection and Channel move.



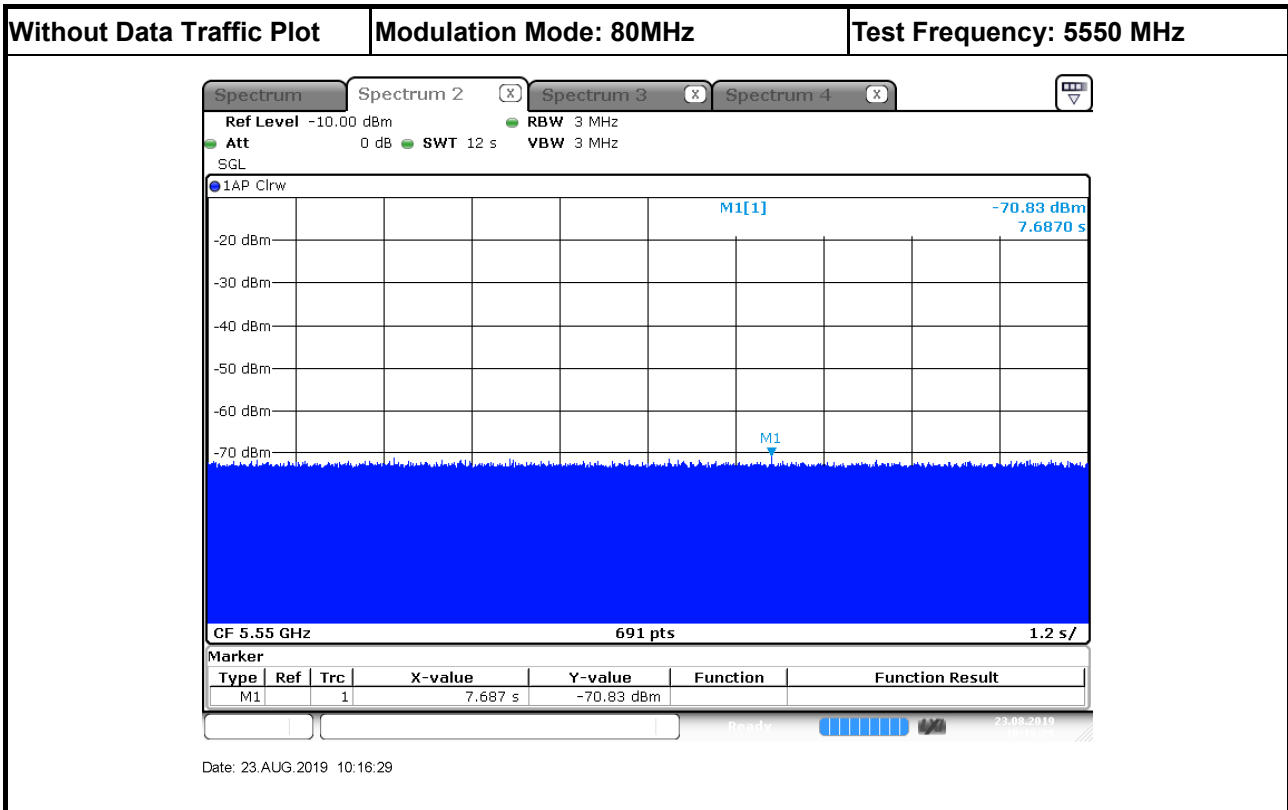


### 3.2.8 Data traffic Plot

For Master:

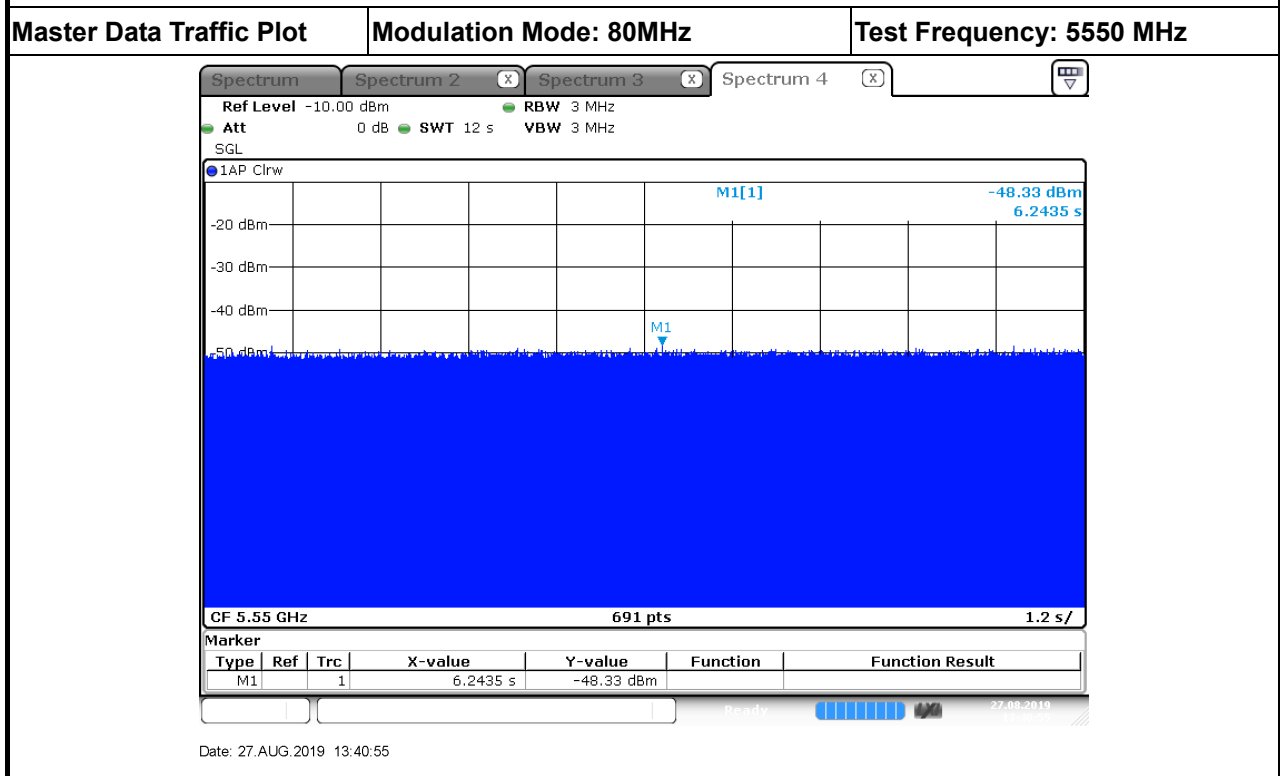
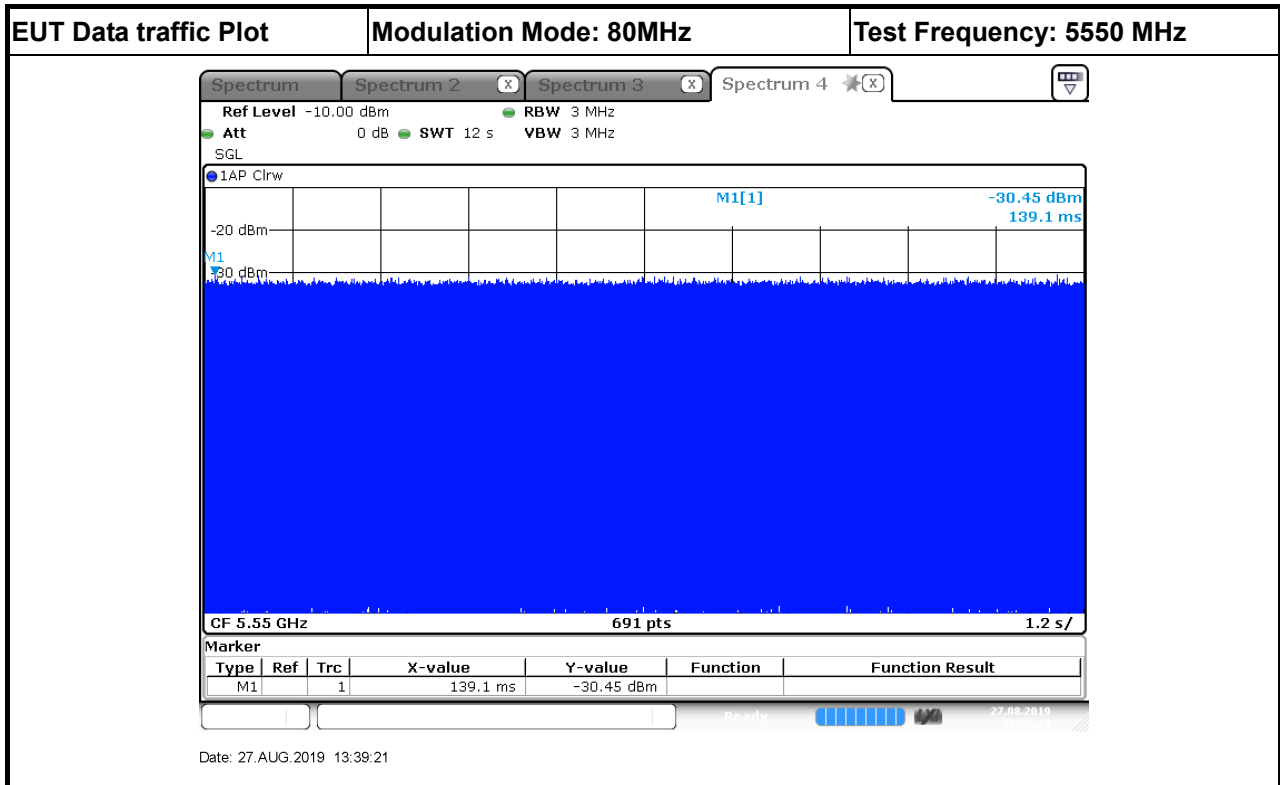


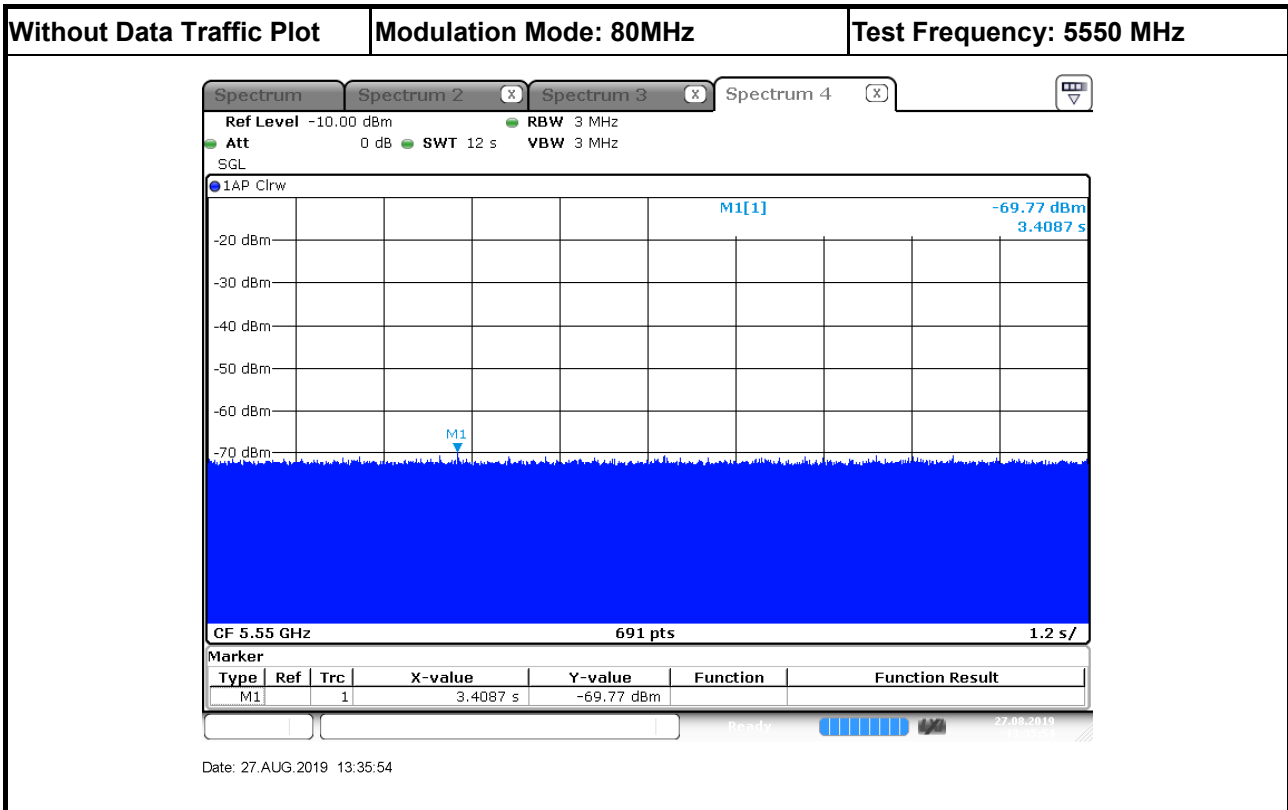






For Client without radar detection:







### 3.3 UNII Detection Bandwidth

#### 3.3.1 UNII Detection Bandwidth Limit

Channel Bandwidth (MHz)	99% Occupied Bandwidth (MHz)	UNII Detection Bandwidth Min. Limit (MHz)
20	17.887	18
80	76.700	77

UNII Detection Bandwidth is minimum 100% of the 99% power bandwidth. A single radar Burst is generated for a minimum of 10 trials, and the response of the UUT is noted. The UUT must detect the Radar Waveform 90% or more of the time.

#### 3.3.2 Measuring Instruments

Refer a test equipment and calibration data table in this test report.

#### 3.3.3 Test Procedures

Test Method	
<input checked="" type="checkbox"/>	During the U-NII Detection Bandwidth detection test, radar type 0 is used and for each frequency step the minimum percentage of detection is 90 percent. Measurements are performed with no data traffic. The EUT is set up as a standalone device (no associated Client and no traffic). The radar frequency is increased in 1 MHz steps, repeating the above test sequence, until the detection rate falls below 90%. The highest frequency at which detection is greater than or equal to 90% is denoted as $F_H$ . The radar frequency is decreased in 1 MHz steps, repeating the above test sequence, until the detection rate falls below 90%. The lowest frequency at which detection is greater than or equal to 90% is denoted as $F_L$ . UNII Detection Bandwidth = $F_H - F_L$ .



3.3.4 Test Result of UNII Detection Bandwidth

EUT Frequency=5550 MHz												
Channel Bandwidth (MHz)	20											
Radar Frequency (MHz)	DFS Detection Trials (1=Detection, 0= No Detection)										Detection Rate (%)	
	1	2	3	4	5	6	7	8	9	10		
5540	0	0	0	0	0	0	0	0	0	0	0	0
5541(FL)	1	0	1	1	1	1	1	1	1	1	1	90
5542	1	1	1	1	1	1	1	1	1	1	1	100
5543	1	1	1	1	1	1	1	1	1	1	1	100
5544	1	1	1	1	1	1	1	1	1	1	1	100
5545	1	1	1	1	1	1	1	1	1	1	1	100
5550	1	1	1	1	1	1	1	1	1	1	1	100
5555	1	1	1	1	1	1	1	1	1	1	1	100
5556	1	1	1	1	1	1	1	1	1	1	1	100
5557	1	1	1	1	1	1	1	1	1	1	1	100
5558	1	1	1	1	1	1	1	1	1	1	1	100
5559(FH)	1	1	1	0	1	1	1	1	1	1	1	90
5560	0	0	0	0	0	0	0	0	0	0	0	0
Radar Type 0-Detection Bandwidth (MHz) = (FH-FL) = (5559MHz-5541MHz)=											18	
UNII Detection Bandwidth Min. Limit (MHz) =											18	
<b>Test Result</b>											<b>Complied</b>	



EUT Frequency=5550 MHz												
Channel Bandwidth (MHz)	80											
Radar Frequency (MHz)	DFS Detection Trials (1=Detection, 0= No Detection)										Detection Rate (%)	
	1	2	3	4	5	6	7	8	9	10		
5511	0	0	0	0	0	0	0	0	0	0	0	0
5512(FL)	1	1	1	1	1	1	1	1	1	0	1	90
5513	1	1	1	1	1	1	1	1	1	1	1	100
5514	1	1	1	1	1	1	1	1	1	1	1	100
5515	1	1	1	1	1	1	1	1	1	1	1	100
5520	1	1	1	1	1	1	1	1	1	1	1	100
5525	1	1	1	1	1	1	1	1	1	1	1	100
5530	1	1	1	1	1	1	1	1	1	1	1	100
5535	1	1	1	1	1	1	1	1	1	1	1	100
5540	1	1	1	1	1	1	1	1	1	1	1	100
5545	1	1	1	1	1	1	1	1	1	1	1	100
5550	1	1	1	1	1	1	1	1	1	1	1	100
5555	1	1	1	1	1	1	1	1	1	1	1	100
5560	1	1	1	1	1	1	1	1	1	1	1	100
5565	1	1	1	1	1	1	1	1	1	1	1	100
5570	1	1	1	1	1	1	1	1	1	1	1	100
5575	1	1	1	1	1	1	1	1	1	1	1	100
5580	1	1	1	1	1	1	1	1	1	1	1	100
5585	1	1	1	1	1	1	1	1	1	1	1	100
5586	1	1	1	1	1	1	1	1	1	1	1	100
5587	1	1	1	1	1	1	1	1	1	1	1	100
5588	1	1	1	1	1	1	1	1	1	1	1	100
5589(FH)	1	1	1	1	0	1	1	1	1	1	1	90
5590	0	0	0	0	0	0	0	0	0	0	0	0
Radar Type 0-Detection Bandwidth (MHz) = (FH-FL) = (5589MHz-5512MHz)=											77	
UNII Detection Bandwidth Min. Limit (MHz) =											77	
<b>Test Result</b>											<b>Complied</b>	



### 3.4 Channel Availability Check (CAC)

#### 3.4.1 Channel Availability Check Limit

Channel Availability Check Limit	
<input checked="" type="checkbox"/>	The EUT shall perform a Channel Availability Check to ensure that there is no radar operating on the channel. After power-up sequence, receive at least 1 minute (60 sec) on the intended operating frequency.

#### 3.4.2 Measuring Instruments

Refer a test equipment and calibration data table in this test report.

#### 3.4.3 Test Procedures

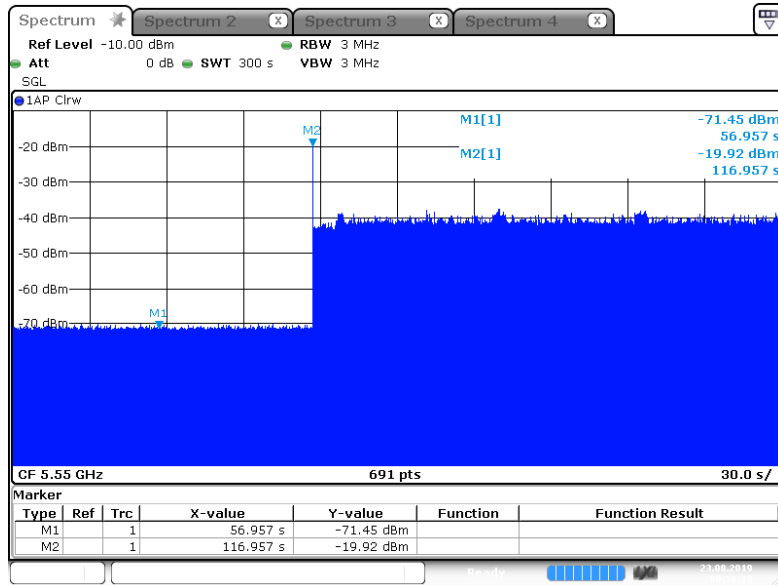
Test Method	
<input checked="" type="checkbox"/>	For Initial Channel Availability Check Time. The EUT does not emit beacon, control, or data signals on the test Channel until the power-up sequence has been completed and the UNII device checks for Radar Waveforms for one minute on the test Channel. This test does not use any Radar Waveforms.
<input checked="" type="checkbox"/>	For Radar Burst at the Beginning of the Channel Availability Check Time. To verify successful radar detection on the selected Channel during a period equal to the Beginning of the Channel Availability Check Time.
<input checked="" type="checkbox"/>	For Radar Burst at the End of the Channel Availability Check Time. To verify successful radar detection on the selected Channel during a period equal to the End of the Channel Availability Check Time.



### 3.4.4 Test Result of Initial Channel Availability Check Time

Modulation Mode	Freq.	Radar Test Signal
80MHz	5550 MHz	N/A

The EUT does not transmit any beacon or data transmissions until at least 1 minute after the completion of the power-on cycle (56.957 sec). The initial CAC time of the EUT is indicated by marker 1 (56.957 sec). Initial beacons/data transmissions are indicated by marker 2 (116.957 sec).



Date: 23.AUG.2019 09:56:18

<b>Test Result</b>	<b>Complied</b>
--------------------	-----------------

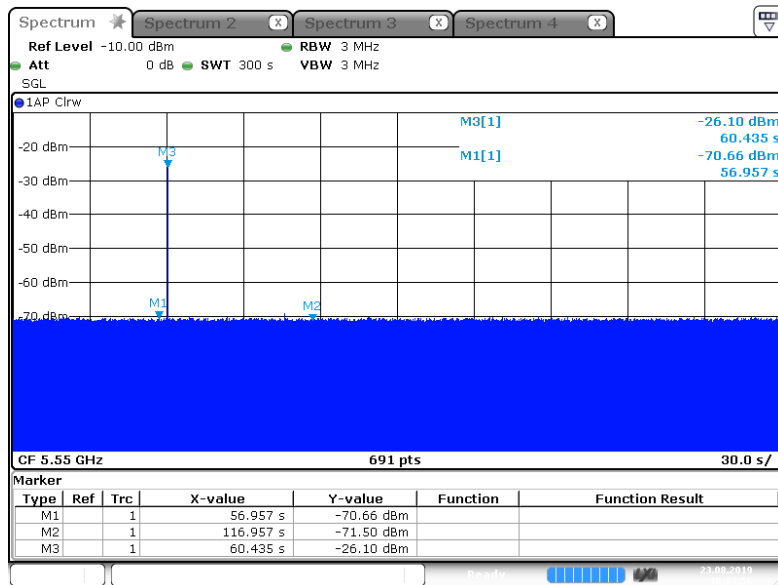




### 3.4.5 Test Result of Radar Burst at the Beginning of the Channel Availability Check Time

Modulation Mode	Freq. (MHz)	Radar Type Signal
80MHz	5550 MHz	0

Visual indication on the EUT of successful detection of the radar Burst will be recorded and reported. Observation of emissions will continue for 239.565 seconds after the radar Burst has been generated. Verify that during the 300 seconds measurement window no EUT transmissions occurred.



Date: 23.AUG.2019 10:03:57

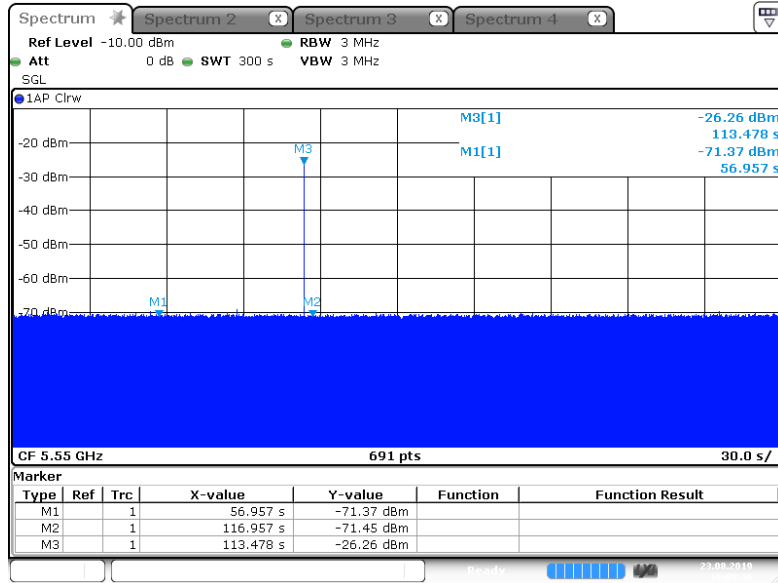
<b>Test Result</b>	<b>Complied</b>
--------------------	-----------------



3.4.6 Test Result of Radar Burst at the End of the Channel Availability Check Time

Modulation Mode	Freq. (MHz)	Radar Type Signal
80MHz	5550 MHz	0

Visual indication on the EUT of successful detection of the radar Burst will be recorded and reported. Observation of emissions will continue for 186.522 seconds after the radar Burst has been generated. Verify that during the 300 seconds measurement window no EUT transmissions occurred.



Date: 23.AUG.2019 10:09:36

<b>Test Result</b>	<b>Complied</b>
--------------------	-----------------



### 3.5 In-service Monitoring

#### 3.5.1 In-service Monitoring Limit

In-service Monitoring Limit	
Channel Move Time	10 sec
Channel Closing Transmission Time	200 ms + an aggregate of 60 ms over remaining 10 sec periods.
Non-occupancy period	Minimum 30 minutes

#### 3.5.2 Measuring Instruments

Refer a test equipment and calibration data table in this test report.

#### 3.5.3 Test Procedures

Test Method	
<input checked="" type="checkbox"/>	Verified during In-Service Monitoring; Channel Closing Transmission Time, Channel Move Time. Client Device will associate with the EUT. Observe the transmissions of the EUT at the end of the radar Burst on the Operating Channel for duration greater than 10 seconds. Measure and record the transmissions from the EUT during the observation time (Channel Move Time). Compare the Channel Move Time and Channel Closing Transmission Time limits.
<input checked="" type="checkbox"/>	Verified during In-Service Monitoring; Channel Closing Transmission Time, Channel Move Time. One 12 sec plot needs to be reported for the Short Pulse Radar Types 0. And zoom-in a 60 ms plot verified channel closing time for the aggregate transmission time starting from 200ms after the end of the radar signal to the completion of the channel move.
<input checked="" type="checkbox"/>	Verified during In-Service Monitoring; Non-Occupancy Period. Client Device will associate with the EUT. Observe the transmissions of the EUT at the end of the radar Burst on the Operating Channel for duration greater than 10 seconds. Measure and record the transmissions from the EUT during the observation time (Non-Occupancy Period). Compare the Non-Occupancy Period limits.

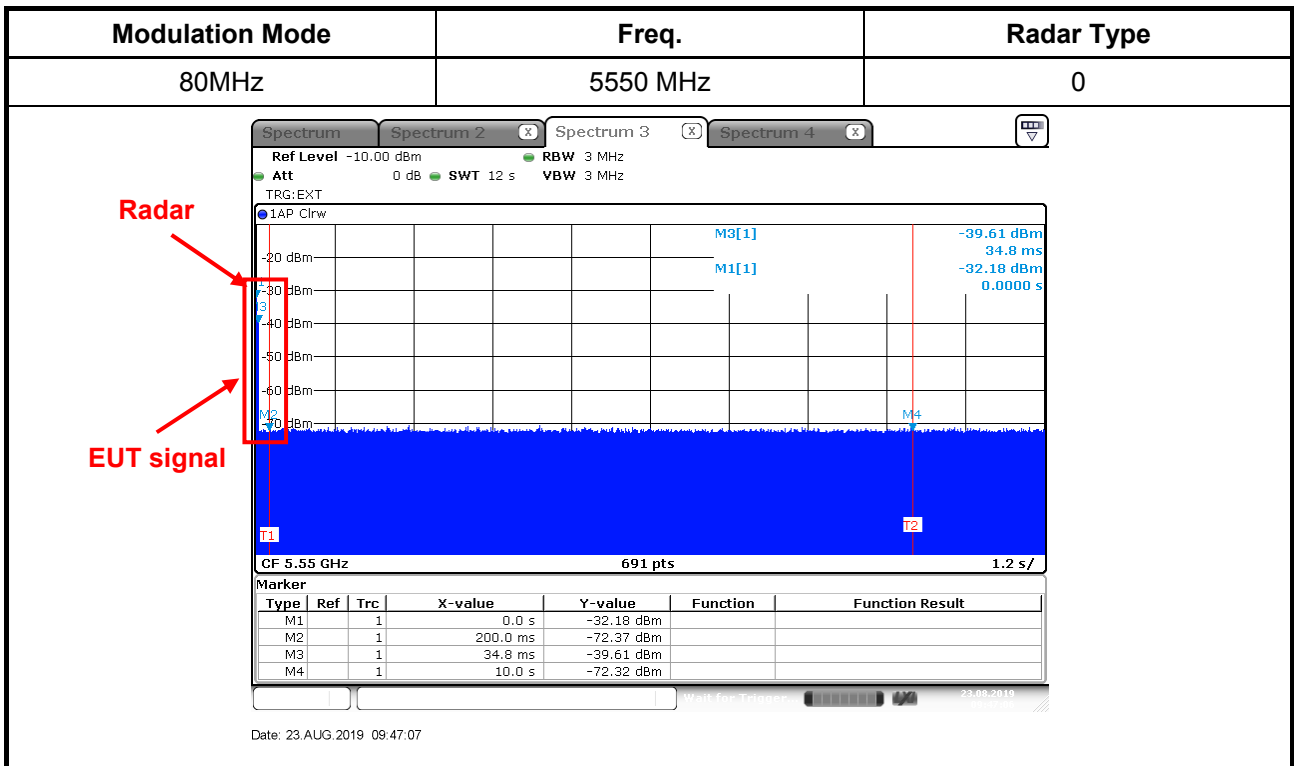


### 3.5.4 Test Result of Channel Move Time

For Master:

Modulation Mode: 80MHz

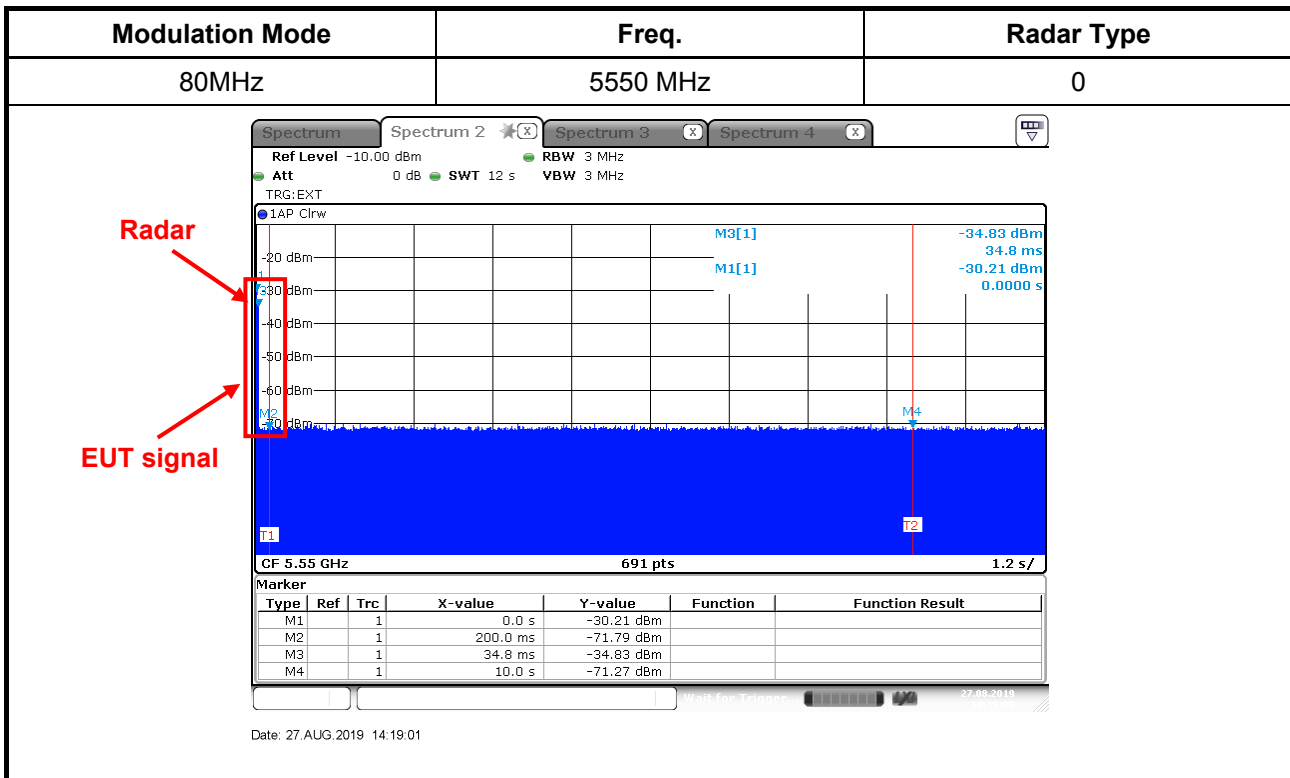
Parameter	Test Result	Limit
	Type 0	
Test Channel (MHz)	5550 MHz	-
Channel Move Time (sec.)	0.034	< 10s





For Client without radar detection:  
Modulation Mode: 80MHz

Parameter	Test Result	Limit
	Type 0	
Test Channel (MHz)	5550 MHz	-
Channel Move Time (sec.)	0.034	< 10s





### 3.5.5 Test Result of Channel Closing Transmission Time

For Master:

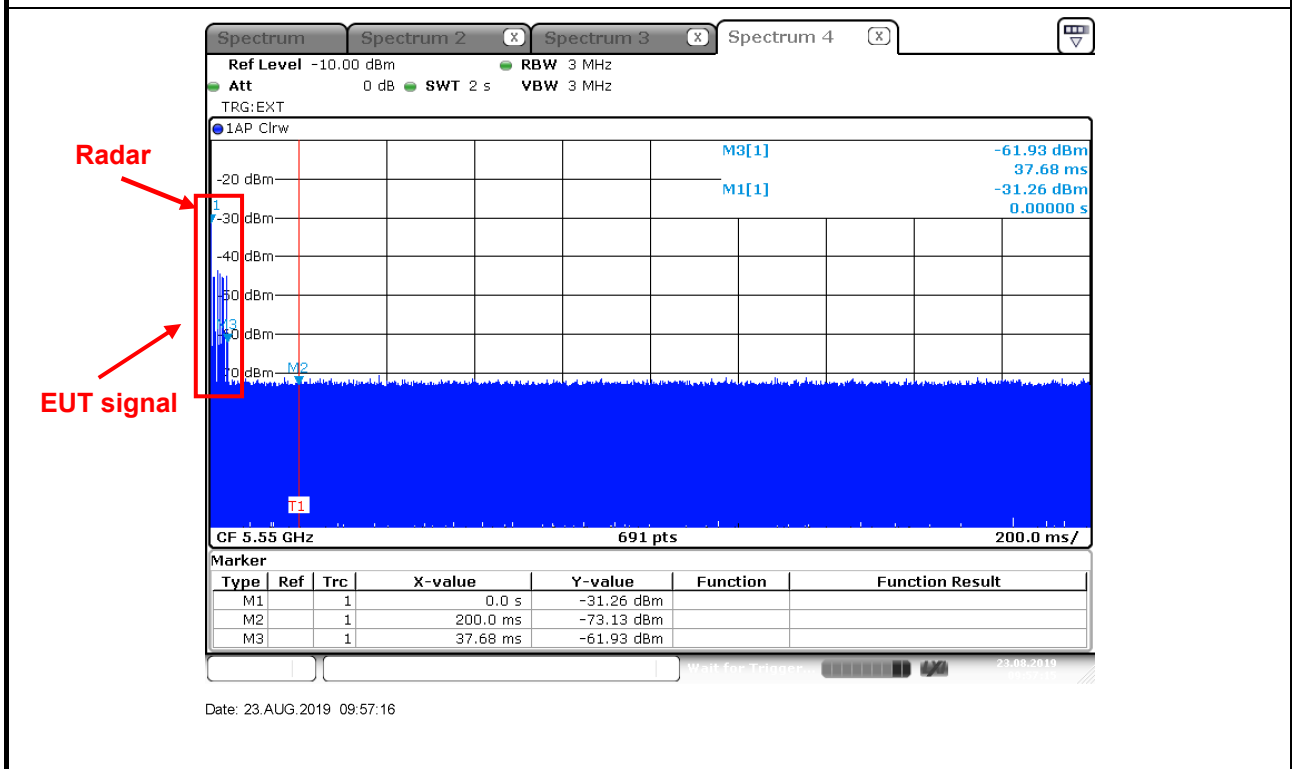
Modulation Mode: 80MHz

Parameter	Test Result	Limit
	Type 0	
Test Channel (MHz)	5550 MHz	-
Channel Closing Transmission Time (ms) (Note)	0.000	< 60ms

Note: The Channel Closing Transmission Time is comprised of 200 milliseconds starting at the beginning of the Channel Move Time plus any additional intermittent control signals required to facilitate a Channel move (an aggregate of 60 milliseconds) during the remainder of the 10 seconds period. The aggregate duration of control signals will not count quiet periods in between transmissions.

Modulation Mode	Freq.	Radar Type
80MHz	5550 MHz	0

Channel Closing Transmission Time is comprised of 200 ms starting at the beginning of the Channel Move Time plus 60ms additional intermittent control signals



Dwell is the dwell time per spectrum analyzer sampling bin.

S is the sweep time

B is the number of spectrum analyzer sampling bins

C is the intermittent control signals of Channel Closing Transmission Time

N is the number of spectrum analyzer sampling bins (intermittent control signals) showing a U-NII transmission

$$\text{Dwell (2.899 ms)} = \text{S (2000 ms)} / \text{B (690)}$$

$$\text{C (0.000 ms)} = \text{N (0)} \times \text{Dwell (2.899 ms)}$$



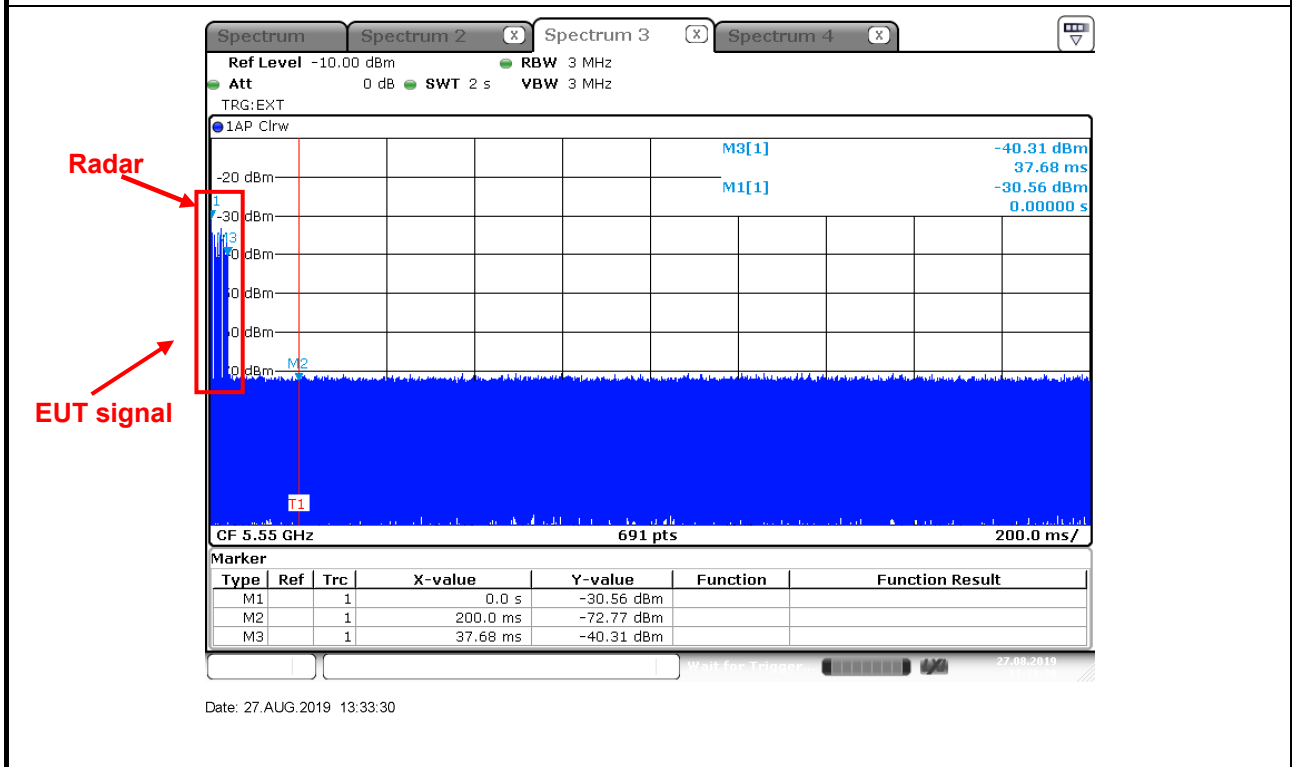
For Client without radar detection:  
 Modulation Mode: 80MHz

Parameter	Test Result	Limit
	Type 0	
Test Channel (MHz)	5550 MHz	-
Channel Closing Transmission Time (ms) (Note)	0.000	< 60ms

Note: The Channel Closing Transmission Time is comprised of 200 milliseconds starting at the beginning of the Channel Move Time plus any additional intermittent control signals required to facilitate a Channel move (an aggregate of 60 milliseconds) during the remainder of the 10 seconds period. The aggregate duration of control signals will not count quiet periods in between transmissions.

Modulation Mode	Freq.	Radar Type
80MHz	5550 MHz	0

Channel Closing Transmission Time is comprised of 200 ms starting at the beginning of the Channel Move Time plus 60ms additional intermittent control signals



Dwell is the dwell time per spectrum analyzer sampling bin.

S is the sweep time

B is the number of spectrum analyzer sampling bins

C is the intermittent control signals of Channel Closing Transmission Time

N is the number of spectrum analyzer sampling bins (intermittent control signals) showing a U-NII transmission

$$\text{Dwell (2.899 ms)} = \text{S (2000 ms)} / \text{B (690)}$$

$$\text{C (0.000 ms)} = \text{N (0)} \times \text{Dwell (2.899 ms)}$$



### 3.5.6 Test Result of Non-Occupancy Period

For Master:

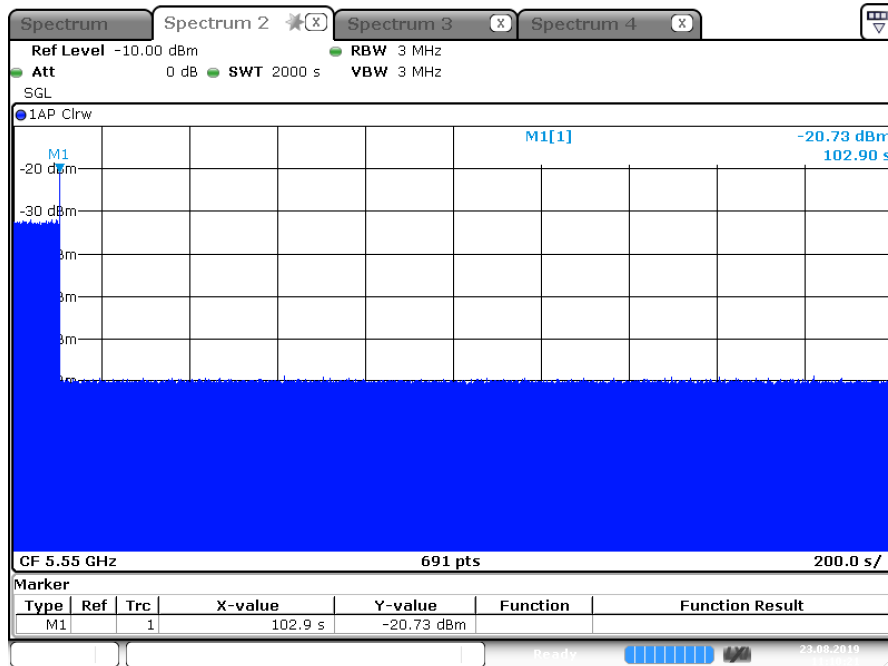
Modulation Mode: 80MHz

Parameter	Test Result	Limit
	Type 0	
Test Channel (MHz)	5550 MHz	-
Non-Occupancy Period (min.)	≥ 30	≥ 30 min

Modulation Mode	Freq.
80MHz	5550 MHz

#### Non-Occupancy Period

During the 30 minutes observation time, UUT did not make any transmissions on a channel after a radar signal was detected on that channel by either the Channel Availability Check or the In-Service Monitoring.



Date: 23.AUG.2019 11:10:22





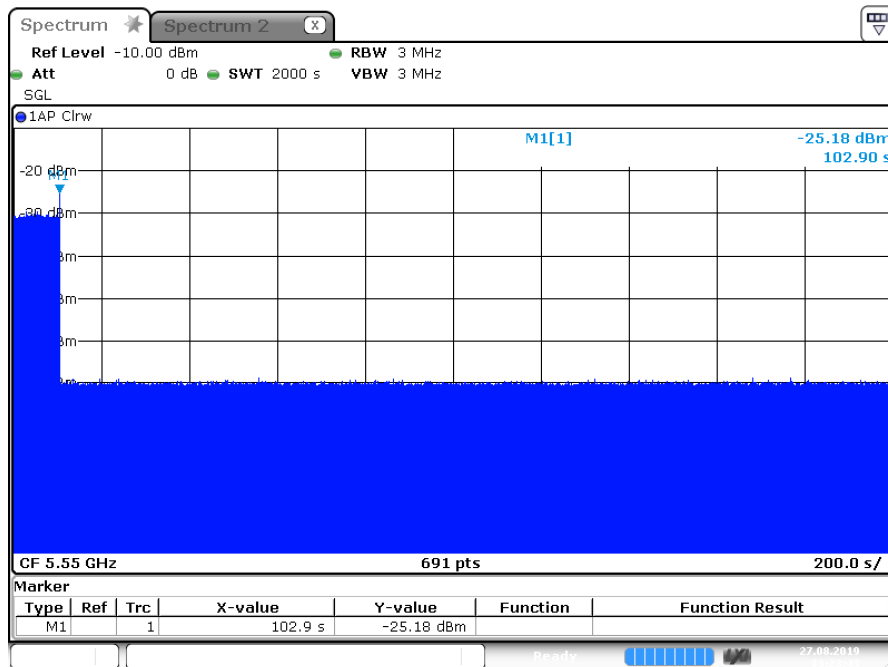
For Client without radar detection:  
 Modulation Mode: 80MHz

Parameter	Test Result	Limit
	Type 0	
Test Channel (MHz)	5550 MHz	-
Non-Occupancy Period (min.)	$\geq 30$	$\geq 30$ min

Modulation Mode	Freq.
80MHz	5550 MHz

**Non-Occupancy Period**

During the 30 minutes observation time, UUT did not make any transmissions on a channel after a radar signal was detected on that channel by either the Channel Availability Check or the In-Service Monitoring.



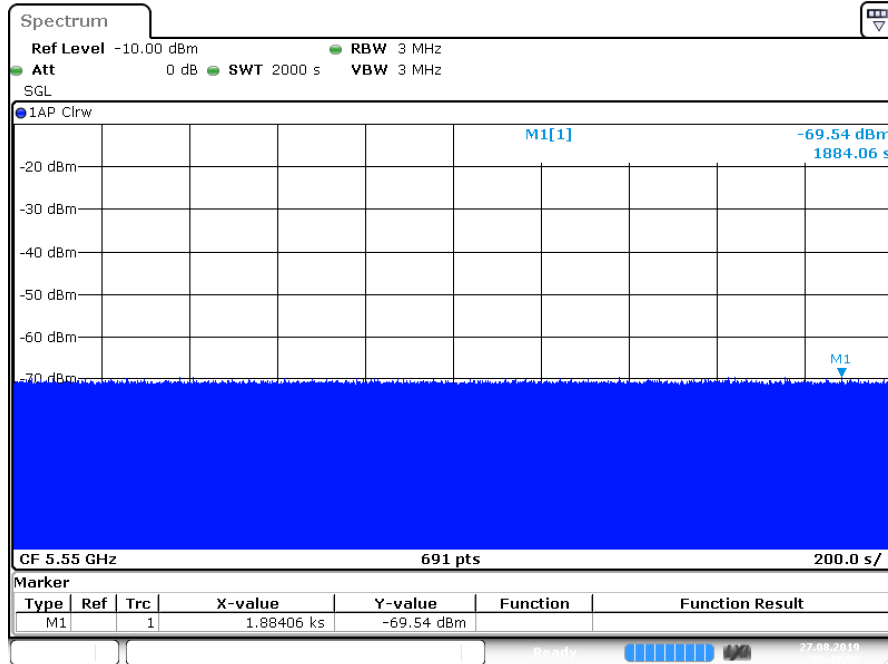
Date: 27.AUG.2019 13:23:42



**Non-associated test**

Master was off.

During the 30 minutes observation time, The UUT did not make any transmissions in the DFS band after UUT power up.



Date: 27.AUG.2019 09:48:52



### 3.6 Statistical Performance Check

#### 3.6.1 Statistical Performance Check Limit

Radar Type	Minimum Percentage of Successful Detection (Pd)	Minimum Trials
1	60%	30
2	60%	30
3	60%	30
4	60%	30
Aggregate (Radar Types 1-4)	80%	120
5	80%	30
6	70%	30

The percentage of successful detection is calculated by:

$$\frac{\text{TotalWaveformDetections}}{\text{TotalWaveformTrails}} \times 100 = \text{Probability of Detection Radar Waveform}$$

In addition an aggregate minimum percentage of successful detection across all Short Pulse Radar Types 1-4 is required and is calculated as follows:

$$\frac{Pd1 + Pd2 + Pd3 + Pd4}{4}$$

#### 3.6.2 Measuring Instruments

Refer a test equipment and calibration data table in this test report.

#### 3.6.3 Test Procedures

Test Method
<input checked="" type="checkbox"/> For Statistical Performance Check test. Demonstrating a minimum channel loading of approximately 17% or greater of the test. Observe the transmissions of the UUT at the end of the Burst on the Operating Channel for duration greater than 10 seconds for Short Pulse Radar Types 1-4 and 6 to ensure detection occurs. Then Observe the transmissions of the UUT at the end of the Burst on the Operating Channel for duration greater than 22 seconds for Long Pulse Radar Type 5 to ensure detection occurs. The device can utilize a test mode to demonstrate when detection occurs to prevent the need to reset the device between trial runs.



**3.6.4 Test Result of Statistical Performance Check**

Modulation Mode: 20MHz

**Type 1 Radar Statistical Performance**

Trial #	Test Freq. (MHz)	Pulse Repetition Frequency Number	Pulse Repetition Frequency (Pulse Per Second)	PRI (us)	1=Detection 0=No Detection
1	5555	1	1930.5	518	1
2	5547	23	326.2	3066	1
3	5550	19	1139.0	878	1
4	5545	12	1355.0	738	1
5	5546	4	1730.1	578	1
6	5555	8	1519.8	658	1
7	5555	15	1253.1	798	1
8	5551	6	1618.1	618	0
9	5545	14	1285.3	778	1
10	5548	3	1792.1	558	1
11	5556	13	1319.3	758	1
12	5552	9	1474.9	678	0
13	5548	7	1567.4	638	1
14	5558	17	1193.3	838	1
15	5553	10	1432.7	698	1
16	5547	-	1692.0	591	1
17	5557	-	328.1	3048	1
18	5547	-	373.4	2678	0
19	5555	-	574.4	1741	1
20	5552	-	1216.5	822	1
21	5541	-	801.3	1248	1
22	5546	-	488.5	2047	1
23	5543	-	956.0	1046	1
24	5546	-	517.6	1932	1
25	5549	-	1422.5	703	1
26	5548	-	542.0	1845	1
27	5552	-	741.3	1349	1
28	5547	-	881.8	1134	1
29	5550	-	427.4	2340	1
30	5556	-	628.9	1590	1
Detection Percentage (%)					90.000
Limit					60%
<b>Test Result</b>					<b>Complied</b>



**Type 2 Radar Statistical Performance**

Trial #	Test Freq. (MHz)	Pulse Width (us)	PRI (us)	Pulses / Burst	1=Detection 0=No Detection
1	5544	2.6	221	23	1
2	5548	4.6	198	27	0
3	5541	1.1	184	29	1
4	5558	4.8	203	24	0
5	5545	2.4	162	25	1
6	5557	3.4	204	28	1
7	5547	2.3	170	27	1
8	5544	3.5	184	23	1
9	5554	4.9	150	27	1
10	5555	4.6	211	29	1
11	5556	2.9	158	23	1
12	5541	2.6	226	27	0
13	5546	1.6	204	26	1
14	5557	3.9	181	25	1
15	5552	4.6	202	24	0
16	5553	4.1	194	27	1
17	5544	2.3	193	28	1
18	5555	3.9	173	29	1
19	5543	4.3	188	23	1
20	5541	1.5	215	26	1
21	5549	4.9	227	27	1
22	5552	1.1	199	23	1
23	5553	4.5	155	29	1
24	5544	4.0	190	27	1
25	5556	2.4	151	23	1
26	5549	2.5	180	28	1
27	5552	2.5	228	23	1
28	5559	2.5	203	25	1
29	5554	1.5	188	25	1
30	5555	1.9	217	24	1
Detection Percentage (%)					86.667
Limit					60%
<b>Test Result</b>					<b>Complied</b>



**Type 3 Radar Statistical Performance**

Trial #	Test Freq. (MHz)	Pulse Width (us)	PRI (us)	Pulses / Burst	1=Detection ; 0=No Detection
1	5555	8.0	205	16	1
2	5543	6.7	382	18	1
3	5542	8.6	418	16	1
4	5558	9.4	351	17	1
5	5559	7.4	383	18	1
6	5541	9.8	232	16	1
7	5551	9.1	377	17	1
8	5545	9.6	457	16	1
9	5553	8.0	471	18	1
10	5543	9.0	304	18	1
11	5559	8.0	316	17	1
12	5553	9.8	325	16	1
13	5556	8.0	409	17	0
14	5554	9.9	200	17	1
15	5549	8.8	458	16	1
16	5550	8.0	232	18	1
17	5547	8.3	250	16	0
18	5546	8.7	270	16	1
19	5559	7.7	350	17	1
20	5550	7.1	230	16	0
21	5542	7.3	416	18	0
22	5542	7.6	498	18	1
23	5552	7.3	286	17	1
24	5544	7.3	287	16	1
25	5558	7.5	462	17	1
26	5552	6.2	300	17	1
27	5555	6.4	323	18	1
28	5550	7.1	420	16	1
29	5548	7.2	395	18	1
30	5550	8.4	377	16	1
Detection Percentage (%)					86.667
Limit					60%
<b>Test Result</b>					<b>Complied</b>



**Type 4 Radar Statistical Performance**

<b>Trial #</b>	<b>Test Freq. (MHz)</b>	<b>Pulse Width (us)</b>	<b>PRI (us)</b>	<b>Pulses / Burst</b>	<b>1=Detection 0=No Detection</b>
1	5542	18.0	242	15	1
2	5556	19.9	279	12	1
3	5551	12.9	487	14	1
4	5558	15.0	452	13	1
5	5552	16.3	230	12	1
6	5543	19.8	238	13	1
7	5558	18.2	420	16	1
8	5557	16.3	452	15	0
9	5554	14.2	495	12	1
10	5548	17.8	228	16	1
11	5554	19.1	211	16	0
12	5546	18.4	283	15	1
13	5541	11.8	411	12	1
14	5544	14.2	284	13	1
15	5549	13.9	202	12	1
16	5542	17.8	340	14	0
17	5548	15.6	290	16	1
18	5559	14.6	250	16	1
19	5547	14.4	484	15	1
20	5552	18.9	387	13	1
21	5542	11.1	348	15	1
22	5546	13.8	291	16	1
23	5551	14.3	295	12	1
24	5550	12.5	300	12	1
25	5542	12.5	322	14	1
26	5542	12.5	383	13	1
27	5556	15.7	322	16	1
28	5551	19.8	469	13	1
29	5555	18.6	406	15	1
30	5548	15.9	238	14	1
Detection Percentage (%)					90.000
Limit					60%
<b>Test Result</b>					<b>Complied</b>



**Total Type 1~4 Radar Statistical Performance**

<b>Radar Type #</b>	<b>Detection Percentage (%)</b>
1	90.000
2	86.667
3	86.667
4	90.000
Aggregate (Radar Types 1-4)	88.333
Limit	80%
<b>Test Result</b>	<b>Complied</b>





**Type 5 Radar Statistical Performance**

Center Freq. (MHz)	Low Edge (MHz)	High Edge (MHz)	VSG Freq. (MHz)	Detection
5550	5541	5559		
Trial	Chirp	Offset		
1	5	2	5550	1
2	20	8	5550	1
3	7	2.8	5550	1
4	8	3.2	5550	1
5	9	3.6	5550	1
6	10	4	5550	1
7	11	4.4	5550	1
8	12	4.8	5550	1
9	13	5.2	5550	1
10	14	5.6	5550	1
11	15	6	5547	0
12	16	6.4	5547	0
13	17	6.8	5548	1
14	20	8	5549	1
15	19	7.6	5549	1
16	18	7.2	5548	1
17	17	6.8	5548	1
18	16	6.4	5547	1
19	15	6	5547	0
20	14	5.6	5547	1
21	13	5.2	5554	1
22	12	4.8	5554	1
23	11	4.4	5555	1
24	10	4	5555	1
25	9	3.6	5555	1
26	8	3.2	5556	1
27	18	7.2	5552	1
28	19	7.6	5551	1
29	20	8	5551	1
30	5	2	5557	1
Total				27
Detection Percentage (%)				90%
Limit				80%
<b>Test Result</b>				<b>Complied</b>



<b>Trial Number</b>							1
<b>Number of Bursts in Trial</b>							8
<b>Chirp Center Frequency</b>							5550
Burst	No. of Pulses	Pulse Width (us)	Chirp Width (MHz)	Pulse 1-to-2 Spacing (us)	Pulse 2-to-3 Spacing (us)	Starting Location Within Interval (ms)	
1	1	62.1	5	-	-	1091	
2	2	56	5	1729	-	133	
3	2	91.3	5	1230	-	1057	
4	3	50.7	5	1762	1616	1442	
5	2	92.6	5	1723	-	544	
6	2	87.3	5	1302	-	1089	
7	2	59.5	5	1291	-	1374	
8	2	52.2	5	1653	-	1237	
Detection Check (1=Detection; 0=No Detection)							1

<b>Trial Number</b>							2
<b>Number of Bursts in Trial</b>							9
<b>Chirp Center Frequency</b>							5550
Burst	No. of Pulses	Pulse Width (us)	Chirp Width (MHz)	Pulse 1-to-2 Spacing (us)	Pulse 2-to-3 Spacing (us)	Starting Location Within Interval (ms)	
1	3	90	20	1007	1326	30	
2	2	73.7	20	1785	-	979	
3	1	78.1	20	-	-	683	
4	2	92.4	20	1281	-	950	
5	1	61.2	20	-	-	612	
6	3	67.2	20	1525	1870	17	
7	1	78.5	20	-	-	429	
8	2	60.3	20	1931	-	936	
9	3	92.9	20	1403	1476	548	
Detection Check (1=Detection; 0=No Detection)							1



<b>Trial Number</b>							3
<b>Number of Bursts in Trial</b>							10
<b>Chirp Center Frequency</b>							5550
Burst	No. of Pulses	Pulse Width (us)	Chirp Width (MHz)	Pulse 1-to-2 Spacing (us)	Pulse 2-to-3 Spacing (us)	Starting Location Within Interval (ms)	
1	3	63.4	7	1574	1607	801	
2	1	98	7	-	-	966	
3	1	58.7	7	-	-	185	
4	1	88	7	-	-	1012	
5	3	79.5	7	1562	1370	943	
6	3	57.1	7	1900	1188	686	
7	2	64.4	7	1090	-	599	
8	1	78.7	7	-	-	1089	
9	1	69.3	7	-	-	188	
10	3	55.3	7	1375	1691	933	
Detection Check (1=Detection; 0=No Detection)							1

<b>Trial Number</b>							4
<b>Number of Bursts in Trial</b>							11
<b>Chirp Center Frequency</b>							5550
Burst	No. of Pulses	Pulse Width (us)	Chirp Width (MHz)	Pulse 1-to-2 Spacing (us)	Pulse 2-to-3 Spacing (us)	Starting Location Within Interval (ms)	
1	2	74.3	8	1642	-	24	
2	1	83.1	8	-	-	985	
3	2	59.5	8	1680	-	988	
4	2	59.8	8	1786	-	800	
5	2	77.6	8	1617	-	339	
6	2	79.9	8	1553	-	1040	
7	1	56	8	-	-	544	
8	3	71.4	8	1406	1927	452	
9	1	97.4	8	-	-	204	
10	2	98.3	8	1037	-	926	
11	1	63.6	8	-	-	1052	
Detection Check (1=Detection; 0=No Detection)							1



<b>Trial Number</b>			5			
<b>Number of Bursts in Trial</b>			12			
<b>Chirp Center Frequency</b>			5550			
Burst	No. of Pulses	Pulse Width (us)	Chirp Width (MHz)	Pulse 1-to-2 Spacing (us)	Pulse 2-to-3 Spacing (us)	Starting Location Within Interval (ms)
1	1	50	9	-	-	557
2	2	62.5	9	1731	-	567
3	2	55.4	9	1070	-	460
4	1	65.7	9	-	-	4
5	2	58	9	1512	-	64
6	2	60.9	9	1230	-	650
7	3	89.6	9	1598	1738	235
8	3	84.4	9	1271	1617	873
9	3	72.3	9	1498	1321	901
10	1	58.9	9	-	-	663
11	2	74.8	9	1584	-	919
12	1	71.8	9	-	-	375
Detection Check (1=Detection; 0=No Detection)						1

<b>Trial Number</b>			6			
<b>Number of Bursts in Trial</b>			13			
<b>Chirp Center Frequency</b>			5550			
Burst	No. of Pulses	Pulse Width (us)	Chirp Width (MHz)	Pulse 1-to-2 Spacing (us)	Pulse 2-to-3 Spacing (us)	Starting Location Within Interval (ms)
1	2	88.1	10	1257	-	846
2	1	58.7	10	-	-	725
3	2	97.1	10	1037	-	30
4	3	83.1	10	1029	1106	490
5	1	62.1	10	-	-	262
6	2	71.4	10	1058	-	283
7	2	86.3	10	1867	-	49
8	3	77.3	10	1418	1876	634
9	1	78.9	10	-	-	304
10	3	79.2	10	1055	1572	564
11	3	52	10	1582	1836	852
12	3	56.5	10	1195	1542	525
13	3	100	10	1638	1729	750
Detection Check (1=Detection; 0=No Detection)						1



<b>Trial Number</b>							7
<b>Number of Bursts in Trial</b>							14
<b>Chirp Center Frequency</b>							5550
Burst	No. of Pulses	Pulse Width (us)	Chirp Width (MHz)	Pulse 1-to-2 Spacing (us)	Pulse 2-to-3 Spacing (us)	Starting Location Within Interval (ms)	
1	2	92.7	11	1208	-	231	
2	2	81.3	11	1144	-	804	
3	2	60.4	11	1555	-	34	
4	2	62.1	11	1320	-	427	
5	1	50	11	-	-	577	
6	3	65.9	11	1020	1365	3	
7	2	73.8	11	1308	-	51	
8	2	74.3	11	1143	-	360	
9	1	62.9	11	-	-	394	
10	2	74.8	11	1404	-	317	
11	2	69.7	11	1309	-	532	
12	2	69.8	11	1688	-	339	
13	2	77.4	11	1857	-	381	
14	1	55.1	11	-	-	426	
Detection Check (1=Detection; 0=No Detection)							1

<b>Trial Number</b>							8
<b>Number of Bursts in Trial</b>							15
<b>Chirp Center Frequency</b>							5550
Burst	No. of Pulses	Pulse Width (us)	Chirp Width (MHz)	Pulse 1-to-2 Spacing (us)	Pulse 2-to-3 Spacing (us)	Starting Location Within Interval (ms)	
1	1	91.7	12	-	-	776	
2	2	90	12	1196	-	187	
3	3	92.3	12	1486	1853	448	
4	2	66.8	12	1545	-	702	
5	1	64	12	-	-	403	
6	3	95.4	12	1123	1473	230	
7	3	66.8	12	1867	1401	604	
8	3	67.7	12	1472	1397	38	
9	1	68.2	12	-	-	735	
10	2	82.2	12	1297	-	610	
11	1	92.1	12	-	-	618	
12	2	57	12	1764	-	705	
13	2	58.5	12	1310	-	22	
14	3	85.5	12	1630	1447	641	
15	2	82.2	12	1371	-	109	
Detection Check (1=Detection; 0=No Detection)							1



<b>Trial Number</b>			9			
<b>Number of Bursts in Trial</b>			16			
<b>Chirp Center Frequency</b>			5550			
<b>Burst</b>	<b>No. of Pulses</b>	<b>Pulse Width (us)</b>	<b>Chirp Width (MHz)</b>	<b>Pulse 1-to-2 Spacing (us)</b>	<b>Pulse 2-to-3 Spacing (us)</b>	<b>Starting Location Within Interval (ms)</b>
1	2	74.4	13	1707	-	442
2	2	63.6	13	1725	-	280
3	2	71.3	13	1704	-	459
4	3	77.6	13	1063	1405	197
5	3	65.2	13	1731	1294	101
6	3	55.1	13	1109	1549	17
7	2	96.8	13	1034	-	131
8	3	80.8	13	1533	1051	365
9	1	60.4	13	-	-	222
10	2	61.8	13	1312	-	371
11	2	71.3	13	1657	-	33
12	2	98.1	13	1024	-	291
13	1	57.9	13	-	-	188
14	1	91.8	13	-	-	163
15	2	56.7	13	1259	-	426
16	2	89.7	13	1690	-	606
<b>Detection Check (1=Detection; 0=No Detection)</b>						1



<b>Trial Number</b>			10			
<b>Number of Bursts in Trial</b>			17			
<b>Chirp Center Frequency</b>			5550			
<b>Burst</b>	<b>No. of Pulses</b>	<b>Pulse Width (us)</b>	<b>Chirp Width (MHz)</b>	<b>Pulse 1-to-2 Spacing (us)</b>	<b>Pulse 2-to-3 Spacing (us)</b>	<b>Starting Location Within Interval (ms)</b>
1	2	74.4	14	1107	-	462
2	1	87.6	14	-	-	653
3	2	61.7	14	1741	-	457
4	2	57.5	14	1566	-	388
5	2	66.1	14	1855	-	63
6	3	70.1	14	1044	1012	136
7	1	66.4	14	-	-	343
8	1	59.2	14	-	-	349
9	2	88.3	14	1240	-	362
10	1	64.7	14	-	-	221
11	2	73	14	1703	-	144
12	2	81.7	14	1450	-	671
13	3	70.1	14	1741	1278	320
14	1	63.6	14	-	-	196
15	1	58.7	14	-	-	413
16	2	65.9	14	1478	-	170
17	1	72.7	14	-	-	564
<b>Detection Check (1=Detection; 0=No Detection)</b>						1



<b>Trial Number</b>			11			
<b>Number of Bursts in Trial</b>			18			
<b>Chirp Center Frequency</b>			5547			
<b>Burst</b>	<b>No. of Pulses</b>	<b>Pulse Width (us)</b>	<b>Chirp Width (MHz)</b>	<b>Pulse 1-to-2 Spacing (us)</b>	<b>Pulse 2-to-3 Spacing (us)</b>	<b>Starting Location Within Interval (ms)</b>
1	2	72.1	15	1193	-	130
2	3	76.3	15	1484	1390	114
3	1	86.1	15	-	-	14
4	1	73.2	15	-	-	604
5	1	81.2	15	-	-	548
6	2	99.5	15	1398	-	173
7	1	93.9	15	-	-	262
8	2	75.9	15	1921	-	38
9	3	79.2	15	1100	1429	84
10	3	77	15	1166	1799	610
11	1	91.8	15	-	-	339
12	3	56.8	15	1330	1556	580
13	2	83.1	15	1556	-	295
14	2	63	15	1552	-	156
15	1	65.7	15	-	-	439
16	1	64.5	15	-	-	188
17	1	88.5	15	-	-	419
18	1	60.6	15	-	-	205
<b>Detection Check (1=Detection; 0=No Detection)</b>						0





<b>Trial Number</b>			12			
<b>Number of Bursts in Trial</b>			19			
<b>Chirp Center Frequency</b>			5547			
<b>Burst</b>	<b>No. of Pulses</b>	<b>Pulse Width (us)</b>	<b>Chirp Width (MHz)</b>	<b>Pulse 1-to-2 Spacing (us)</b>	<b>Pulse 2-to-3 Spacing (us)</b>	<b>Starting Location Within Interval (ms)</b>
1	2	90.5	16	1299	-	381
2	2	88.4	16	1418	-	327
3	2	53.7	16	1055	-	536
4	1	80.5	16	-	-	285
5	1	50.4	16	-	-	398
6	2	61.2	16	1749	-	439
7	2	78.8	16	1065	-	129
8	3	75	16	1748	1820	325
9	2	96.7	16	1254	-	440
10	3	76.3	16	1848	1106	397
11	1	73.3	16	-	-	232
12	2	92.4	16	1317	-	91
13	2	92.4	16	1854	-	256
14	3	64.4	16	1240	1634	582
15	2	67.3	16	1473	-	117
16	2	84.1	16	1795	-	202
17	1	80.9	16	-	-	135
18	1	74.6	16	-	-	396
19	2	97.6	16	1805	-	615
<b>Detection Check (1=Detection; 0=No Detection)</b>						0



<b>Trial Number</b>							13
<b>Number of Bursts in Trial</b>							20
<b>Chirp Center Frequency</b>							5548
Burst	No. of Pulses	Pulse Width (us)	Chirp Width (MHz)	Pulse 1-to-2 Spacing (us)	Pulse 2-to-3 Spacing (us)	Starting Location Within Interval (ms)	
1	2	66.1	17	1417	-	388	
2	2	86.7	17	1693	-	348	
3	2	70.5	17	1263	-	215	
4	2	78	17	1446	-	28	
5	2	66	17	1185	-	585	
6	2	80.6	17	1855	-	65	
7	1	95.5	17	-	-	92	
8	1	98.8	17	-	-	68	
9	3	64.3	17	1641	1108	517	
10	1	75.1	17	-	-	121	
11	2	72.6	17	1499	-	448	
12	1	60.3	17	-	-	567	
13	2	54.9	17	1056	-	245	
14	2	98.8	17	1023	-	584	
15	2	60.9	17	1243	-	579	
16	2	62.7	17	1226	-	464	
17	1	80.1	17	-	-	89	
18	2	70.9	17	1711	-	153	
19	1	90.7	17	-	-	282	
20	1	98.9	17	-	-	71	
Detection Check (1=Detection; 0=No Detection)							1

<b>Trial Number</b>							14
<b>Number of Bursts in Trial</b>							8
<b>Chirp Center Frequency</b>							5549
Burst	No. of Pulses	Pulse Width (us)	Chirp Width (MHz)	Pulse 1-to-2 Spacing (us)	Pulse 2-to-3 Spacing (us)	Starting Location Within Interval (ms)	
1	2	67.5	20	1542	-	947	
2	3	83.6	20	1272	1696	124	
3	2	93.2	20	1877	-	701	
4	1	55.6	20	-	-	1123	
5	3	84.2	20	1733	1619	756	
6	3	69.1	20	1612	1071	1	
7	2	66.9	20	1905	-	7	
8	3	86.8	20	1697	1621	1082	
Detection Check (1=Detection; 0=No Detection)							1



<b>Trial Number</b>							15
<b>Number of Bursts in Trial</b>							9
<b>Chirp Center Frequency</b>							5549
Burst	No. of Pulses	Pulse Width (us)	Chirp Width (MHz)	Pulse 1-to-2 Spacing (us)	Pulse 2-to-3 Spacing (us)	Starting Location Within Interval (ms)	
1	2	62.2	19	1571	-	949	
2	2	85	19	1669	-	189	
3	2	64.5	19	1505	-	176	
4	2	50.4	19	1325	-	538	
5	2	66.1	19	1483	-	908	
6	2	71.2	19	1110	-	1017	
7	3	53.7	19	1445	1677	492	
8	3	62.5	19	1596	1341	349	
9	3	62	19	1929	1221	1105	
Detection Check (1=Detection; 0=No Detection)							1

<b>Trial Number</b>							16
<b>Number of Bursts in Trial</b>							10
<b>Chirp Center Frequency</b>							5548
Burst	No. of Pulses	Pulse Width (us)	Chirp Width (MHz)	Pulse 1-to-2 Spacing (us)	Pulse 2-to-3 Spacing (us)	Starting Location Within Interval (ms)	
1	2	80.5	18	1910	-	284	
2	2	64.2	18	1661	-	751	
3	2	90.1	18	1041	-	491	
4	2	69.8	18	1495	-	107	
5	1	73.1	18	-	-	490	
6	3	77.2	18	1418	1145	1155	
7	3	52.6	18	1732	1787	772	
8	2	71.4	18	1562	-	121	
9	2	89.8	18	1491	-	89	
10	2	76.4	18	1355	-	615	
Detection Check (1=Detection; 0=No Detection)							1



<b>Trial Number</b>							17
<b>Number of Bursts in Trial</b>							11
<b>Chirp Center Frequency</b>							5548
Burst	No. of Pulses	Pulse Width (us)	Chirp Width (MHz)	Pulse 1-to-2 Spacing (us)	Pulse 2-to-3 Spacing (us)	Starting Location Within Interval (ms)	
1	2	51.2	17	1236	-	740	
2	1	71.7	17	-	-	941	
3	2	74.7	17	1164	-	370	
4	2	50.9	17	1919	-	371	
5	2	65.2	17	1206	-	1033	
6	2	98	17	1182	-	346	
7	2	58.7	17	1612	-	639	
8	1	63.8	17	-	-	1056	
9	3	86.3	17	1545	1065	205	
10	1	94.4	17	-	-	753	
11	3	88.5	17	1699	1319	58	
Detection Check (1=Detection; 0=No Detection)							1

<b>Trial Number</b>							18
<b>Number of Bursts in Trial</b>							12
<b>Chirp Center Frequency</b>							5547
Burst	No. of Pulses	Pulse Width (us)	Chirp Width (MHz)	Pulse 1-to-2 Spacing (us)	Pulse 2-to-3 Spacing (us)	Starting Location Within Interval (ms)	
1	2	88.7	16	1405	-	448	
2	3	90.2	16	1544	1235	621	
3	1	96.5	16	-	-	512	
4	2	80.5	16	1090	-	321	
5	2	63.7	16	1268	-	798	
6	1	53.4	16	-	-	809	
7	2	52.3	16	1043	-	301	
8	3	54.7	16	1701	1104	796	
9	3	75.6	16	1923	1729	669	
10	2	59.2	16	1244	-	369	
11	1	56.3	16	-	-	51	
12	2	87.8	16	1608	-	733	
Detection Check (1=Detection; 0=No Detection)							1



<b>Trial Number</b>							19
<b>Number of Bursts in Trial</b>							13
<b>Chirp Center Frequency</b>							5547
Burst	No. of Pulses	Pulse Width (us)	Chirp Width (MHz)	Pulse 1-to-2 Spacing (us)	Pulse 2-to-3 Spacing (us)	Starting Location Within Interval (ms)	
1	2	68.2	15	1104	-	229	
2	2	58.4	15	1627	-	488	
3	3	74.7	15	1861	1015	137	
4	2	58.2	15	1593	-	520	
5	1	51.6	15	-	-	799	
6	2	94.7	15	1469	-	43	
7	2	70.7	15	1091	-	126	
8	2	82.9	15	1472	-	607	
9	3	62.7	15	1168	1453	527	
10	2	63.1	15	1529	-	143	
11	1	96.1	15	-	-	176	
12	2	57	15	1457	-	882	
13	3	95.6	15	1707	1501	214	
Detection Check (1=Detection; 0=No Detection)							0

<b>Trial Number</b>							20
<b>Number of Bursts in Trial</b>							14
<b>Chirp Center Frequency</b>							5547
Burst	No. of Pulses	Pulse Width (us)	Chirp Width (MHz)	Pulse 1-to-2 Spacing (us)	Pulse 2-to-3 Spacing (us)	Starting Location Within Interval (ms)	
1	1	95.7	14	-	-	117	
2	1	93.1	14	-	-	720	
3	1	55.8	14	-	-	297	
4	1	76.7	14	-	-	284	
5	2	68	14	1686	-	472	
6	3	94.1	14	1796	1393	264	
7	2	53.9	14	1293	-	525	
8	1	99.3	14	-	-	155	
9	2	73.3	14	1458	-	65	
10	2	93.3	14	1196	-	451	
11	3	55.8	14	1895	1034	243	
12	1	66.4	14	-	-	228	
13	2	65.6	14	1732	-	746	
14	2	76.5	14	1187	-	522	
Detection Check (1=Detection; 0=No Detection)							1



<b>Trial Number</b>							21
<b>Number of Bursts in Trial</b>							15
<b>Chirp Center Frequency</b>							5554
Burst	No. of Pulses	Pulse Width (us)	Chirp Width (MHz)	Pulse 1-to-2 Spacing (us)	Pulse 2-to-3 Spacing (us)	Starting Location Within Interval (ms)	
1	1	85.1	13	-	-	565	
2	2	72.5	13	1648	-	211	
3	1	67.5	13	-	-	348	
4	2	56.1	13	1360	-	156	
5	1	71.1	13	-	-	718	
6	2	93.1	13	1391	-	400	
7	1	56.5	13	-	-	482	
8	1	63.8	13	-	-	703	
9	2	67.4	13	1727	-	780	
10	1	52.3	13	-	-	102	
11	3	62.4	13	1228	1715	304	
12	2	53.3	13	1630	-	57	
13	2	83.1	13	1205	-	768	
14	2	93.7	13	1085	-	461	
15	2	90.7	13	1297	-	746	
Detection Check (1=Detection; 0=No Detection)							1

<b>Trial Number</b>							22
<b>Number of Bursts in Trial</b>							16
<b>Chirp Center Frequency</b>							5554
Burst	No. of Pulses	Pulse Width (us)	Chirp Width (MHz)	Pulse 1-to-2 Spacing (us)	Pulse 2-to-3 Spacing (us)	Starting Location Within Interval (ms)	
1	2	98.8	12	1439	-	95	
2	1	54.5	12	-	-	676	
3	2	80.5	12	1360	-	8	
4	2	55.9	12	1906	-	373	
5	2	72.1	12	1623	-	254	
6	2	84.4	12	1604	-	480	
7	1	78.5	12	-	-	663	
8	1	88	12	-	-	314	
9	2	74.7	12	1157	-	596	
10	2	97.1	12	1673	-	264	
11	1	81.6	12	-	-	740	
12	1	83.6	12	-	-	163	
13	3	87.6	12	1757	1322	628	
14	2	58.5	12	1372	-	132	
15	3	91.8	12	1767	1183	106	
16	2	58.8	12	1432	-	659	
Detection Check (1=Detection; 0=No Detection)							1



<b>Trial Number</b>			23			
<b>Number of Bursts in Trial</b>			17			
<b>Chirp Center Frequency</b>			5555			
<b>Burst</b>	<b>No. of Pulses</b>	<b>Pulse Width (us)</b>	<b>Chirp Width (MHz)</b>	<b>Pulse 1-to-2 Spacing (us)</b>	<b>Pulse 2-to-3 Spacing (us)</b>	<b>Starting Location Within Interval (ms)</b>
1	1	96	11	-	-	284
2	2	92.5	11	1241	-	488
3	2	89.5	11	1347	-	76
4	2	74.8	11	1607	-	688
5	2	60.6	11	1523	-	28
6	2	71.5	11	1659	-	383
7	2	71.1	11	1454	-	182
8	1	98.7	11	-	-	20
9	2	85.1	11	1770	-	576
10	2	89.2	11	1086	-	410
11	2	60.7	11	1101	-	458
12	2	75.2	11	1719	-	348
13	2	75.7	11	1799	-	481
14	3	56.7	11	1132	1884	587
15	2	65	11	1885	-	480
16	2	64.6	11	1910	-	195
17	3	69.9	11	1410	1190	396
<b>Detection Check (1=Detection; 0=No Detection)</b>						1



<b>Trial Number</b>			24			
<b>Number of Bursts in Trial</b>			18			
<b>Chirp Center Frequency</b>			5555			
<b>Burst</b>	<b>No. of Pulses</b>	<b>Pulse Width (us)</b>	<b>Chirp Width (MHz)</b>	<b>Pulse 1-to-2 Spacing (us)</b>	<b>Pulse 2-to-3 Spacing (us)</b>	<b>Starting Location Within Interval (ms)</b>
1	3	83.8	10	1290	1021	536
2	2	66.9	10	1112	-	44
3	3	91	10	1220	1504	611
4	2	86.1	10	1678	-	456
5	3	65.5	10	1928	1222	330
6	1	62.6	10	-	-	297
7	3	68.7	10	1505	1200	351
8	3	59.2	10	1452	1114	230
9	1	73.9	10	-	-	222
10	1	77.2	10	-	-	57
11	2	96.4	10	1357	-	399
12	2	99.9	10	1173	-	299
13	2	99.9	10	1520	-	464
14	1	86.7	10	-	-	294
15	1	92.6	10	-	-	653
16	1	77.1	10	-	-	550
17	2	81.1	10	1664	-	566
18	3	68.4	10	1536	1309	580
<b>Detection Check (1=Detection; 0=No Detection)</b>						1





<b>Trial Number</b>			25			
<b>Number of Bursts in Trial</b>			19			
<b>Chirp Center Frequency</b>			5555			
<b>Burst</b>	<b>No. of Pulses</b>	<b>Pulse Width (us)</b>	<b>Chirp Width (MHz)</b>	<b>Pulse 1-to-2 Spacing (us)</b>	<b>Pulse 2-to-3 Spacing (us)</b>	<b>Starting Location Within Interval (ms)</b>
1	3	68.2	9	1723	1868	471
2	3	83.7	9	1711	1405	368
3	2	69.7	9	1781	-	425
4	1	59.7	9	-	-	440
5	2	96.7	9	1484	-	123
6	2	95.8	9	1319	-	261
7	3	71.3	9	1095	1354	332
8	3	53.2	9	1527	1427	427
9	2	69.5	9	1771	-	397
10	3	63.9	9	1075	1447	67
11	2	93.4	9	1783	-	174
12	2	77.3	9	1564	-	17
13	2	73.1	9	1294	-	216
14	1	77.4	9	-	-	292
15	3	57.2	9	1722	1886	619
16	2	68.7	9	1629	-	233
17	1	60.8	9	-	-	226
18	3	69.7	9	1128	1224	599
19	1	62.2	9	-	-	433
<b>Detection Check (1=Detection; 0=No Detection)</b>						1



<b>Trial Number</b>		26				
<b>Number of Bursts in Trial</b>		20				
<b>Chirp Center Frequency</b>		5556				
Burst	No. of Pulses	Pulse Width (us)	Chirp Width (MHz)	Pulse 1-to-2 Spacing (us)	Pulse 2-to-3 Spacing (us)	Starting Location Within Interval (ms)
1	1	80.5	8	-	-	90
2	3	62.6	8	1406	1343	319
3	3	85.6	8	1190	1529	384
4	2	83.9	8	1208	-	567
5	2	92.4	8	1488	-	234
6	2	54	8	1529	-	535
7	3	81.3	8	1501	1812	325
8	1	98.5	8	-	-	532
9	1	85.8	8	-	-	272
10	2	84.7	8	1593	-	182
11	2	83.3	8	1705	-	134
12	2	79.8	8	1567	-	286
13	1	77.9	8	-	-	368
14	3	98.4	8	1510	1569	290
15	2	79.9	8	1588	-	231
16	3	78	8	1140	1353	353
17	3	55.2	8	1700	1327	53
18	3	71.9	8	1081	1224	44
19	1	62	8	-	-	298
20	3	70.5	8	1888	1442	529
Detection Check (1=Detection; 0=No Detection)						1

<b>Trial Number</b>		27				
<b>Number of Bursts in Trial</b>		8				
<b>Chirp Center Frequency</b>		5552				
Burst	No. of Pulses	Pulse Width (us)	Chirp Width (MHz)	Pulse 1-to-2 Spacing (us)	Pulse 2-to-3 Spacing (us)	Starting Location Within Interval (ms)
1	2	69.1	18	1076	-	1436
2	2	62.1	18	1688	-	22
3	2	94.8	18	1891	-	897
4	1	75.8	18	-	-	1186
5	2	65.4	18	1713	-	589
6	2	97.7	18	1292	-	614
7	3	98.1	18	1670	1711	506
8	2	85.4	18	1672	-	776
Detection Check (1=Detection; 0=No Detection)						1



<b>Trial Number</b>		28				
<b>Number of Bursts in Trial</b>		9				
<b>Chirp Center Frequency</b>		5551				
Burst	No. of Pulses	Pulse Width (us)	Chirp Width (MHz)	Pulse 1-to-2 Spacing (us)	Pulse 2-to-3 Spacing (us)	Starting Location Within Interval (ms)
1	3	82	19	1233	1713	679
2	3	87.7	19	1554	1123	473
3	2	98.9	19	1518	-	869
4	1	55	19	-	-	719
5	1	93.6	19	-	-	902
6	2	58.7	19	1641	-	1243
7	2	88.7	19	1387	-	410
8	1	60.3	19	-	-	1154
9	1	97.7	19	-	-	512
Detection Check (1=Detection; 0=No Detection)						1

<b>Trial Number</b>		29				
<b>Number of Bursts in Trial</b>		10				
<b>Chirp Center Frequency</b>		5551				
Burst	No. of Pulses	Pulse Width (us)	Chirp Width (MHz)	Pulse 1-to-2 Spacing (us)	Pulse 2-to-3 Spacing (us)	Starting Location Within Interval (ms)
1	1	69.6	20	-	-	1131
2	1	74.5	20	-	-	290
3	1	60.9	20	-	-	895
4	1	74.6	20	-	-	202
5	2	99.3	20	1501	-	139
6	2	95.3	20	1065	-	854
7	2	91.9	20	1722	-	219
8	2	51	20	1285	-	57
9	2	87.7	20	1747	-	141
10	1	87.2	20	-	-	596
Detection Check (1=Detection; 0=No Detection)						1



<b>Trial Number</b>		30				
<b>Number of Bursts in Trial</b>		11				
<b>Chirp Center Frequency</b>		5557				
<b>Burst</b>	<b>No. of Pulses</b>	<b>Pulse Width (us)</b>	<b>Chirp Width (MHz)</b>	<b>Pulse 1-to-2 Spacing (us)</b>	<b>Pulse 2-to-3 Spacing (us)</b>	<b>Starting Location Within Interval (ms)</b>
1	3	59.9	5	1901	1196	935
2	2	77.1	5	1590	-	1038
3	2	62.7	5	1227	-	690
4	1	77.1	5	-	-	547
5	3	99.8	5	1798	1790	551
6	2	61.5	5	1135	-	876
7	2	77.5	5	1583	-	448
8	2	57.3	5	1890	-	736
9	2	53.5	5	1757	-	362
10	1	66.6	5	-	-	836
11	3	80.7	5	1811	1289	410
<b>Detection Check (1=Detection; 0=No Detection)</b>						1



**Type 6 Radar Statistical Performance**

Trial #	Test Freq. (MHz)	Pulses / Hop	Pulse Width (us)	PRI (us)	1=Detection 0=No Detection
1	5550	9	1	333	1
2	5550	9	1	333	1
3	5550	9	1	333	1
4	5550	9	1	333	1
5	5550	9	1	333	1
6	5550	9	1	333	1
7	5550	9	1	333	1
8	5550	9	1	333	1
9	5550	9	1	333	1
10	5550	9	1	333	1
11	5550	9	1	333	1
12	5550	9	1	333	1
13	5550	9	1	333	1
14	5550	9	1	333	1
15	5550	9	1	333	1
16	5550	9	1	333	1
17	5550	9	1	333	1
18	5550	9	1	333	1
19	5550	9	1	333	1
20	5550	9	1	333	1
21	5550	9	1	333	1
22	5550	9	1	333	1
23	5550	9	1	333	1
24	5550	9	1	333	1
25	5550	9	1	333	1
26	5550	9	1	333	1
27	5550	9	1	333	1
28	5550	9	1	333	1
29	5550	9	1	333	1
30	5550	9	1	333	1
Detection Percentage (%)					100.000
Limit					70%
<b>Test Result</b>					<b>Complied</b>



Modulation Mode: 80MHz

**Type 1 Radar Statistical Performance**

Trial #	Test Freq. (MHz)	Pulse Repetition Frequency Number	Pulse Repetition Frequency (Pulse Per Second)	PRI (us)	1=Detection 0=No Detection
1	5582	1	1930.5	518	1
2	5556	23	326.2	3066	1
3	5520	19	1139.0	878	1
4	5578	12	1355.0	738	1
5	5544	4	1730.1	578	1
6	5521	8	1519.8	658	1
7	5514	15	1253.1	798	1
8	5570	6	1618.1	618	1
9	5533	14	1285.3	778	1
10	5534	3	1792.1	558	1
11	5520	13	1319.3	758	0
12	5564	9	1474.9	678	1
13	5579	7	1567.4	638	0
14	5589	17	1193.3	838	1
15	5586	10	1432.7	698	1
16	5514	-	1692.0	591	0
17	5516	-	328.1	3048	1
18	5538	-	373.4	2678	0
19	5539	-	574.4	1741	1
20	5566	-	1216.5	822	0
21	5566	-	801.3	1248	1
22	5564	-	488.5	2047	1
23	5565	-	956.0	1046	1
24	5531	-	517.6	1932	1
25	5516	-	1422.5	703	0
26	5525	-	542.0	1845	1
27	5513	-	741.3	1349	1
28	5574	-	881.8	1134	1
29	5544	-	427.4	2340	1
30	5552	-	628.9	1590	1
Detection Percentage (%)					80.000
Limit					60%
<b>Test Result</b>					<b>Complied</b>



**Type 2 Radar Statistical Performance**

Trial #	Test Freq. (MHz)	Pulse Width (us)	PRI (us)	Pulses / Burst	1=Detection 0=No Detection
1	5519	2.6	221	23	1
2	5538	4.6	198	27	1
3	5536	1.1	184	29	1
4	5571	4.8	203	24	1
5	5536	2.4	162	25	1
6	5524	3.4	204	28	0
7	5552	2.3	170	27	1
8	5546	3.5	184	23	1
9	5554	4.9	150	27	0
10	5512	4.6	211	29	1
11	5554	2.9	158	23	1
12	5564	2.6	226	27	1
13	5578	1.6	204	26	1
14	5530	3.9	181	25	1
15	5519	4.6	202	24	1
16	5546	4.1	194	27	1
17	5549	2.3	193	28	0
18	5517	3.9	173	29	1
19	5554	4.3	188	23	1
20	5516	1.5	215	26	1
21	5571	4.9	227	27	1
22	5583	1.1	199	23	1
23	5546	4.5	155	29	1
24	5552	4.0	190	27	1
25	5513	2.4	151	23	1
26	5571	2.5	180	28	1
27	5559	2.5	228	23	1
28	5542	2.5	203	25	1
29	5516	1.5	188	25	1
30	5529	1.9	217	24	1
Detection Percentage (%)					90.000
Limit					60%
<b>Test Result</b>					<b>Complied</b>



**Type 3 Radar Statistical Performance**

Trial #	Test Freq. (MHz)	Pulse Width (us)	PRI (us)	Pulses / Burst	1=Detection 0=No Detection
1	5530	8.0	205	16	1
2	5548	6.7	382	18	0
3	5549	8.6	418	16	0
4	5525	9.4	351	17	1
5	5528	7.4	383	18	0
6	5552	9.8	232	16	1
7	5549	9.1	377	17	1
8	5513	9.6	457	16	1
9	5575	8.0	471	18	1
10	5585	9.0	304	18	0
11	5525	8.0	316	17	1
12	5512	9.8	325	16	1
13	5562	8.0	409	17	1
14	5541	9.9	200	17	0
15	5551	8.8	458	16	1
16	5559	8.0	232	18	1
17	5575	8.3	250	16	1
18	5566	8.7	270	16	1
19	5563	7.7	350	17	1
20	5529	7.1	230	16	1
21	5570	7.3	416	18	1
22	5515	7.6	498	18	1
23	5517	7.3	286	17	1
24	5580	7.3	287	16	1
25	5549	7.5	462	17	1
26	5528	6.2	300	17	1
27	5551	6.4	323	18	1
28	5544	7.1	420	16	1
29	5533	7.2	395	18	1
30	5549	8.4	377	16	1
Detection Percentage (%)					83.333
Limit					60%
<b>Test Result</b>					<b>Complied</b>





**Type 4 Radar Statistical Performance**

Trial #	Test Freq. (MHz)	Pulse Width (us)	PRI (us)	Pulses / Burst	1=Detection 0=No Detection
1	5554	18.0	242	15	1
2	5528	19.9	279	12	1
3	5518	12.9	487	14	1
4	5568	15.0	452	13	1
5	5586	16.3	230	12	1
6	5567	19.8	238	13	0
7	5553	18.2	420	16	1
8	5561	16.3	452	15	0
9	5541	14.2	495	12	1
10	5545	17.8	228	16	1
11	5568	19.1	211	16	1
12	5562	18.4	283	15	0
13	5529	11.8	411	12	1
14	5514	14.2	284	13	1
15	5583	13.9	202	12	1
16	5555	17.8	340	14	0
17	5524	15.6	290	16	1
18	5548	14.6	250	16	1
19	5567	14.4	484	15	1
20	5566	18.9	387	13	1
21	5544	11.1	348	15	1
22	5564	13.8	291	16	1
23	5580	14.3	295	12	1
24	5533	12.5	300	12	1
25	5577	12.5	322	14	1
26	5566	12.5	383	13	1
27	5526	15.7	322	16	1
28	5516	19.8	469	13	1
29	5551	18.6	406	15	1
30	5535	15.9	238	14	1
Detection Percentage (%)					86.667
Limit					60%
<b>Test Result</b>					<b>Complied</b>



**Total Type 1~4 Radar Statistical Performance**

<b>Radar Type #</b>	<b>Detection Percentage (%)</b>
1	80.000
2	90.000
3	83.333
4	86.667
Aggregate (Radar Types 1-4)	85.000
Limit	80%
<b>Test Result</b>	<b>Complied</b>



**Type 5 Radar Statistical Performance**

Center Freq. (MHz)	Low Edge (MHz)	High Edge (MHz)	VSG Freq. (MHz)	Detection
Trial	Chirp	Offset		
1	5	2	5550	1
2	20	8	5550	0
3	7	2.8	5550	1
4	8	3.2	5550	1
5	9	3.6	5550	1
6	10	4	5550	1
7	11	4.4	5550	1
8	12	4.8	5550	1
9	13	5.2	5550	1
10	14	5.6	5550	1
11	15	6	5518	1
12	16	6.4	5518	1
13	17	6.8	5519	1
14	20	8	5520	0
15	19	7.6	5520	0
16	18	7.2	5519	0
17	17	6.8	5519	1
18	16	6.4	5518	1
19	15	6	5518	1
20	14	5.6	5518	1
21	13	5.2	5584	1
22	12	4.8	5584	1
23	11	4.4	5585	1
24	10	4	5585	1
25	9	3.6	5585	1
26	8	3.2	5586	1
27	18	7.2	5582	1
28	19	7.6	5581	1
29	20	8	5581	0
30	5	2	5587	1
Total				25
Detection Percentage (%)				83%
Limit				80%
<b>Test Result</b>				<b>Complied</b>



<b>Trial Number</b>		1				
<b>Number of Bursts in Trial</b>		8				
<b>Chirp Center Frequency</b>		5550				
Burst	No. of Pulses	Pulse Width (us)	Chirp Width (MHz)	Pulse 1-to-2 Spacing (us)	Pulse 2-to-3 Spacing (us)	Starting Location Within Interval (ms)
1	1	62.1	5	-	-	1091
2	2	56	5	1729	-	133
3	2	91.3	5	1230	-	1057
4	3	50.7	5	1762	1616	1442
5	2	92.6	5	1723	-	544
6	2	87.3	5	1302	-	1089
7	2	59.5	5	1291	-	1374
8	2	52.2	5	1653	-	1237
Detection Check (1=Detection; 0=No Detection)						1

<b>Trial Number</b>		2				
<b>Number of Bursts in Trial</b>		9				
<b>Chirp Center Frequency</b>		5550				
Burst	No. of Pulses	Pulse Width (us)	Chirp Width (MHz)	Pulse 1-to-2 Spacing (us)	Pulse 2-to-3 Spacing (us)	Starting Location Within Interval (ms)
1	3	90	20	1007	1326	30
2	2	73.7	20	1785	-	979
3	1	78.1	20	-	-	683
4	2	92.4	20	1281	-	950
5	1	61.2	20	-	-	612
6	3	67.2	20	1525	1870	17
7	1	78.5	20	-	-	429
8	2	60.3	20	1931	-	936
9	3	92.9	20	1403	1476	548
Detection Check (1=Detection; 0=No Detection)						0



<b>Trial Number</b>							3
<b>Number of Bursts in Trial</b>							10
<b>Chirp Center Frequency</b>							5550
Burst	No. of Pulses	Pulse Width (us)	Chirp Width (MHz)	Pulse 1-to-2 Spacing (us)	Pulse 2-to-3 Spacing (us)	Starting Location Within Interval (ms)	
1	3	63.4	7	1574	1607	801	
2	1	98	7	-	-	966	
3	1	58.7	7	-	-	185	
4	1	88	7	-	-	1012	
5	3	79.5	7	1562	1370	943	
6	3	57.1	7	1900	1188	686	
7	2	64.4	7	1090	-	599	
8	1	78.7	7	-	-	1089	
9	1	69.3	7	-	-	188	
10	3	55.3	7	1375	1691	933	
Detection Check (1=Detection; 0=No Detection)							1

<b>Trial Number</b>							4
<b>Number of Bursts in Trial</b>							11
<b>Chirp Center Frequency</b>							5550
Burst	No. of Pulses	Pulse Width (us)	Chirp Width (MHz)	Pulse 1-to-2 Spacing (us)	Pulse 2-to-3 Spacing (us)	Starting Location Within Interval (ms)	
1	2	74.3	8	1642	-	24	
2	1	83.1	8	-	-	985	
3	2	59.5	8	1680	-	988	
4	2	59.8	8	1786	-	800	
5	2	77.6	8	1617	-	339	
6	2	79.9	8	1553	-	1040	
7	1	56	8	-	-	544	
8	3	71.4	8	1406	1927	452	
9	1	97.4	8	-	-	204	
10	2	98.3	8	1037	-	926	
11	1	63.6	8	-	-	1052	
Detection Check (1=Detection; 0=No Detection)							1



<b>Trial Number</b>							5
<b>Number of Bursts in Trial</b>							12
<b>Chirp Center Frequency</b>							5550
Burst	No. of Pulses	Pulse Width (us)	Chirp Width (MHz)	Pulse 1-to-2 Spacing (us)	Pulse 2-to-3 Spacing (us)	Starting Location Within Interval (ms)	
1	1	50	9	-	-	557	
2	2	62.5	9	1731	-	567	
3	2	55.4	9	1070	-	460	
4	1	65.7	9	-	-	4	
5	2	58	9	1512	-	64	
6	2	60.9	9	1230	-	650	
7	3	89.6	9	1598	1738	235	
8	3	84.4	9	1271	1617	873	
9	3	72.3	9	1498	1321	901	
10	1	58.9	9	-	-	663	
11	2	74.8	9	1584	-	919	
12	1	71.8	9	-	-	375	
Detection Check (1=Detection; 0=No Detection)							1

<b>Trial Number</b>							6
<b>Number of Bursts in Trial</b>							13
<b>Chirp Center Frequency</b>							5550
Burst	No. of Pulses	Pulse Width (us)	Chirp Width (MHz)	Pulse 1-to-2 Spacing (us)	Pulse 2-to-3 Spacing (us)	Starting Location Within Interval (ms)	
1	2	88.1	10	1257	-	846	
2	1	58.7	10	-	-	725	
3	2	97.1	10	1037	-	30	
4	3	83.1	10	1029	1106	490	
5	1	62.1	10	-	-	262	
6	2	71.4	10	1058	-	283	
7	2	86.3	10	1867	-	49	
8	3	77.3	10	1418	1876	634	
9	1	78.9	10	-	-	304	
10	3	79.2	10	1055	1572	564	
11	3	52	10	1582	1836	852	
12	3	56.5	10	1195	1542	525	
13	3	100	10	1638	1729	750	
Detection Check (1=Detection; 0=No Detection)							1



<b>Trial Number</b>							7
<b>Number of Bursts in Trial</b>							14
<b>Chirp Center Frequency</b>							5550
Burst	No. of Pulses	Pulse Width (us)	Chirp Width (MHz)	Pulse 1-to-2 Spacing (us)	Pulse 2-to-3 Spacing (us)	Starting Location Within Interval (ms)	
1	2	92.7	11	1208	-	231	
2	2	81.3	11	1144	-	804	
3	2	60.4	11	1555	-	34	
4	2	62.1	11	1320	-	427	
5	1	50	11	-	-	577	
6	3	65.9	11	1020	1365	3	
7	2	73.8	11	1308	-	51	
8	2	74.3	11	1143	-	360	
9	1	62.9	11	-	-	394	
10	2	74.8	11	1404	-	317	
11	2	69.7	11	1309	-	532	
12	2	69.8	11	1688	-	339	
13	2	77.4	11	1857	-	381	
14	1	55.1	11	-	-	426	
Detection Check (1=Detection; 0=No Detection)							1

<b>Trial Number</b>							8
<b>Number of Bursts in Trial</b>							15
<b>Chirp Center Frequency</b>							5550
Burst	No. of Pulses	Pulse Width (us)	Chirp Width (MHz)	Pulse 1-to-2 Spacing (us)	Pulse 2-to-3 Spacing (us)	Starting Location Within Interval (ms)	
1	1	91.7	12	-	-	776	
2	2	90	12	1196	-	187	
3	3	92.3	12	1486	1853	448	
4	2	66.8	12	1545	-	702	
5	1	64	12	-	-	403	
6	3	95.4	12	1123	1473	230	
7	3	66.8	12	1867	1401	604	
8	3	67.7	12	1472	1397	38	
9	1	68.2	12	-	-	735	
10	2	82.2	12	1297	-	610	
11	1	92.1	12	-	-	618	
12	2	57	12	1764	-	705	
13	2	58.5	12	1310	-	22	
14	3	85.5	12	1630	1447	641	
15	2	82.2	12	1371	-	109	
Detection Check (1=Detection; 0=No Detection)							1



<b>Trial Number</b>			9			
<b>Number of Bursts in Trial</b>			16			
<b>Chirp Center Frequency</b>			5550			
<b>Burst</b>	<b>No. of Pulses</b>	<b>Pulse Width (us)</b>	<b>Chirp Width (MHz)</b>	<b>Pulse 1-to-2 Spacing (us)</b>	<b>Pulse 2-to-3 Spacing (us)</b>	<b>Starting Location Within Interval (ms)</b>
1	2	74.4	13	1707	-	442
2	2	63.6	13	1725	-	280
3	2	71.3	13	1704	-	459
4	3	77.6	13	1063	1405	197
5	3	65.2	13	1731	1294	101
6	3	55.1	13	1109	1549	17
7	2	96.8	13	1034	-	131
8	3	80.8	13	1533	1051	365
9	1	60.4	13	-	-	222
10	2	61.8	13	1312	-	371
11	2	71.3	13	1657	-	33
12	2	98.1	13	1024	-	291
13	1	57.9	13	-	-	188
14	1	91.8	13	-	-	163
15	2	56.7	13	1259	-	426
16	2	89.7	13	1690	-	606
<b>Detection Check (1=Detection; 0=No Detection)</b>						1





Trial Number			10			
Number of Bursts in Trial			17			
Chirp Center Frequency			5550			
Burst	No. of Pulses	Pulse Width (us)	Chirp Width (MHz)	Pulse 1-to-2 Spacing (us)	Pulse 2-to-3 Spacing (us)	Starting Location Within Interval (ms)
1	2	74.4	14	1107	-	462
2	1	87.6	14	-	-	653
3	2	61.7	14	1741	-	457
4	2	57.5	14	1566	-	388
5	2	66.1	14	1855	-	63
6	3	70.1	14	1044	1012	136
7	1	66.4	14	-	-	343
8	1	59.2	14	-	-	349
9	2	88.3	14	1240	-	362
10	1	64.7	14	-	-	221
11	2	73	14	1703	-	144
12	2	81.7	14	1450	-	671
13	3	70.1	14	1741	1278	320
14	1	63.6	14	-	-	196
15	1	58.7	14	-	-	413
16	2	65.9	14	1478	-	170
17	1	72.7	14	-	-	564
Detection Check (1=Detection; 0=No Detection)						1



<b>Trial Number</b>			11			
<b>Number of Bursts in Trial</b>			18			
<b>Chirp Center Frequency</b>			5518			
<b>Burst</b>	<b>No. of Pulses</b>	<b>Pulse Width (us)</b>	<b>Chirp Width (MHz)</b>	<b>Pulse 1-to-2 Spacing (us)</b>	<b>Pulse 2-to-3 Spacing (us)</b>	<b>Starting Location Within Interval (ms)</b>
1	2	72.1	15	1193	-	130
2	3	76.3	15	1484	1390	114
3	1	86.1	15	-	-	14
4	1	73.2	15	-	-	604
5	1	81.2	15	-	-	548
6	2	99.5	15	1398	-	173
7	1	93.9	15	-	-	262
8	2	75.9	15	1921	-	38
9	3	79.2	15	1100	1429	84
10	3	77	15	1166	1799	610
11	1	91.8	15	-	-	339
12	3	56.8	15	1330	1556	580
13	2	83.1	15	1556	-	295
14	2	63	15	1552	-	156
15	1	65.7	15	-	-	439
16	1	64.5	15	-	-	188
17	1	88.5	15	-	-	419
18	1	60.6	15	-	-	205
<b>Detection Check (1=Detection; 0=No Detection)</b>						1



<b>Trial Number</b>			12			
<b>Number of Bursts in Trial</b>			19			
<b>Chirp Center Frequency</b>			5518			
<b>Burst</b>	<b>No. of Pulses</b>	<b>Pulse Width (us)</b>	<b>Chirp Width (MHz)</b>	<b>Pulse 1-to-2 Spacing (us)</b>	<b>Pulse 2-to-3 Spacing (us)</b>	<b>Starting Location Within Interval (ms)</b>
1	2	90.5	16	1299	-	381
2	2	88.4	16	1418	-	327
3	2	53.7	16	1055	-	536
4	1	80.5	16	-	-	285
5	1	50.4	16	-	-	398
6	2	61.2	16	1749	-	439
7	2	78.8	16	1065	-	129
8	3	75	16	1748	1820	325
9	2	96.7	16	1254	-	440
10	3	76.3	16	1848	1106	397
11	1	73.3	16	-	-	232
12	2	92.4	16	1317	-	91
13	2	92.4	16	1854	-	256
14	3	64.4	16	1240	1634	582
15	2	67.3	16	1473	-	117
16	2	84.1	16	1795	-	202
17	1	80.9	16	-	-	135
18	1	74.6	16	-	-	396
19	2	97.6	16	1805	-	615
<b>Detection Check (1=Detection; 0=No Detection)</b>						1



<b>Trial Number</b>							13
<b>Number of Bursts in Trial</b>							20
<b>Chirp Center Frequency</b>							5519
Burst	No. of Pulses	Pulse Width (us)	Chirp Width (MHz)	Pulse 1-to-2 Spacing (us)	Pulse 2-to-3 Spacing (us)	Starting Location Within Interval (ms)	
1	2	66.1	17	1417	-	388	
2	2	86.7	17	1693	-	348	
3	2	70.5	17	1263	-	215	
4	2	78	17	1446	-	28	
5	2	66	17	1185	-	585	
6	2	80.6	17	1855	-	65	
7	1	95.5	17	-	-	92	
8	1	98.8	17	-	-	68	
9	3	64.3	17	1641	1108	517	
10	1	75.1	17	-	-	121	
11	2	72.6	17	1499	-	448	
12	1	60.3	17	-	-	567	
13	2	54.9	17	1056	-	245	
14	2	98.8	17	1023	-	584	
15	2	60.9	17	1243	-	579	
16	2	62.7	17	1226	-	464	
17	1	80.1	17	-	-	89	
18	2	70.9	17	1711	-	153	
19	1	90.7	17	-	-	282	
20	1	98.9	17	-	-	71	
Detection Check (1=Detection; 0=No Detection)							1

<b>Trial Number</b>							14
<b>Number of Bursts in Trial</b>							8
<b>Chirp Center Frequency</b>							5520
Burst	No. of Pulses	Pulse Width (us)	Chirp Width (MHz)	Pulse 1-to-2 Spacing (us)	Pulse 2-to-3 Spacing (us)	Starting Location Within Interval (ms)	
1	2	67.5	20	1542	-	947	
2	3	83.6	20	1272	1696	124	
3	2	93.2	20	1877	-	701	
4	1	55.6	20	-	-	1123	
5	3	84.2	20	1733	1619	756	
6	3	69.1	20	1612	1071	1	
7	2	66.9	20	1905	-	7	
8	3	86.8	20	1697	1621	1082	
Detection Check (1=Detection; 0=No Detection)							0



<b>Trial Number</b>							15
<b>Number of Bursts in Trial</b>							9
<b>Chirp Center Frequency</b>							5520
Burst	No. of Pulses	Pulse Width (us)	Chirp Width (MHz)	Pulse 1-to-2 Spacing (us)	Pulse 2-to-3 Spacing (us)	Starting Location Within Interval (ms)	
1	2	62.2	19	1571	-	949	
2	2	85	19	1669	-	189	
3	2	64.5	19	1505	-	176	
4	2	50.4	19	1325	-	538	
5	2	66.1	19	1483	-	908	
6	2	71.2	19	1110	-	1017	
7	3	53.7	19	1445	1677	492	
8	3	62.5	19	1596	1341	349	
9	3	62	19	1929	1221	1105	
Detection Check (1=Detection; 0=No Detection)							0

<b>Trial Number</b>							16
<b>Number of Bursts in Trial</b>							10
<b>Chirp Center Frequency</b>							5519
Burst	No. of Pulses	Pulse Width (us)	Chirp Width (MHz)	Pulse 1-to-2 Spacing (us)	Pulse 2-to-3 Spacing (us)	Starting Location Within Interval (ms)	
1	2	80.5	18	1910	-	284	
2	2	64.2	18	1661	-	751	
3	2	90.1	18	1041	-	491	
4	2	69.8	18	1495	-	107	
5	1	73.1	18	-	-	490	
6	3	77.2	18	1418	1145	1155	
7	3	52.6	18	1732	1787	772	
8	2	71.4	18	1562	-	121	
9	2	89.8	18	1491	-	89	
10	2	76.4	18	1355	-	615	
Detection Check (1=Detection; 0=No Detection)							0



<b>Trial Number</b>							17
<b>Number of Bursts in Trial</b>							11
<b>Chirp Center Frequency</b>							5519
Burst	No. of Pulses	Pulse Width (us)	Chirp Width (MHz)	Pulse 1-to-2 Spacing (us)	Pulse 2-to-3 Spacing (us)	Starting Location Within Interval (ms)	
1	2	51.2	17	1236	-	740	
2	1	71.7	17	-	-	941	
3	2	74.7	17	1164	-	370	
4	2	50.9	17	1919	-	371	
5	2	65.2	17	1206	-	1033	
6	2	98	17	1182	-	346	
7	2	58.7	17	1612	-	639	
8	1	63.8	17	-	-	1056	
9	3	86.3	17	1545	1065	205	
10	1	94.4	17	-	-	753	
11	3	88.5	17	1699	1319	58	
Detection Check (1=Detection; 0=No Detection)							1

<b>Trial Number</b>							18
<b>Number of Bursts in Trial</b>							12
<b>Chirp Center Frequency</b>							5518
Burst	No. of Pulses	Pulse Width (us)	Chirp Width (MHz)	Pulse 1-to-2 Spacing (us)	Pulse 2-to-3 Spacing (us)	Starting Location Within Interval (ms)	
1	2	88.7	16	1405	-	448	
2	3	90.2	16	1544	1235	621	
3	1	96.5	16	-	-	512	
4	2	80.5	16	1090	-	321	
5	2	63.7	16	1268	-	798	
6	1	53.4	16	-	-	809	
7	2	52.3	16	1043	-	301	
8	3	54.7	16	1701	1104	796	
9	3	75.6	16	1923	1729	669	
10	2	59.2	16	1244	-	369	
11	1	56.3	16	-	-	51	
12	2	87.8	16	1608	-	733	
Detection Check (1=Detection; 0=No Detection)							1



<b>Trial Number</b>							19
<b>Number of Bursts in Trial</b>							13
<b>Chirp Center Frequency</b>							5518
Burst	No. of Pulses	Pulse Width (us)	Chirp Width (MHz)	Pulse 1-to-2 Spacing (us)	Pulse 2-to-3 Spacing (us)	Starting Location Within Interval (ms)	
1	2	68.2	15	1104	-	229	
2	2	58.4	15	1627	-	488	
3	3	74.7	15	1861	1015	137	
4	2	58.2	15	1593	-	520	
5	1	51.6	15	-	-	799	
6	2	94.7	15	1469	-	43	
7	2	70.7	15	1091	-	126	
8	2	82.9	15	1472	-	607	
9	3	62.7	15	1168	1453	527	
10	2	63.1	15	1529	-	143	
11	1	96.1	15	-	-	176	
12	2	57	15	1457	-	882	
13	3	95.6	15	1707	1501	214	
Detection Check (1=Detection; 0=No Detection)							1

<b>Trial Number</b>							20
<b>Number of Bursts in Trial</b>							14
<b>Chirp Center Frequency</b>							5518
Burst	No. of Pulses	Pulse Width (us)	Chirp Width (MHz)	Pulse 1-to-2 Spacing (us)	Pulse 2-to-3 Spacing (us)	Starting Location Within Interval (ms)	
1	1	95.7	14	-	-	117	
2	1	93.1	14	-	-	720	
3	1	55.8	14	-	-	297	
4	1	76.7	14	-	-	284	
5	2	68	14	1686	-	472	
6	3	94.1	14	1796	1393	264	
7	2	53.9	14	1293	-	525	
8	1	99.3	14	-	-	155	
9	2	73.3	14	1458	-	65	
10	2	93.3	14	1196	-	451	
11	3	55.8	14	1895	1034	243	
12	1	66.4	14	-	-	228	
13	2	65.6	14	1732	-	746	
14	2	76.5	14	1187	-	522	
Detection Check (1=Detection; 0=No Detection)							1



<b>Trial Number</b>							21
<b>Number of Bursts in Trial</b>							15
<b>Chirp Center Frequency</b>							5584
Burst	No. of Pulses	Pulse Width (us)	Chirp Width (MHz)	Pulse 1-to-2 Spacing (us)	Pulse 2-to-3 Spacing (us)	Starting Location Within Interval (ms)	
1	1	85.1	13	-	-	565	
2	2	72.5	13	1648	-	211	
3	1	67.5	13	-	-	348	
4	2	56.1	13	1360	-	156	
5	1	71.1	13	-	-	718	
6	2	93.1	13	1391	-	400	
7	1	56.5	13	-	-	482	
8	1	63.8	13	-	-	703	
9	2	67.4	13	1727	-	780	
10	1	52.3	13	-	-	102	
11	3	62.4	13	1228	1715	304	
12	2	53.3	13	1630	-	57	
13	2	83.1	13	1205	-	768	
14	2	93.7	13	1085	-	461	
15	2	90.7	13	1297	-	746	
Detection Check (1=Detection; 0=No Detection)							1

<b>Trial Number</b>							22
<b>Number of Bursts in Trial</b>							16
<b>Chirp Center Frequency</b>							5584
Burst	No. of Pulses	Pulse Width (us)	Chirp Width (MHz)	Pulse 1-to-2 Spacing (us)	Pulse 2-to-3 Spacing (us)	Starting Location Within Interval (ms)	
1	2	98.8	12	1439	-	95	
2	1	54.5	12	-	-	676	
3	2	80.5	12	1360	-	8	
4	2	55.9	12	1906	-	373	
5	2	72.1	12	1623	-	254	
6	2	84.4	12	1604	-	480	
7	1	78.5	12	-	-	663	
8	1	88	12	-	-	314	
9	2	74.7	12	1157	-	596	
10	2	97.1	12	1673	-	264	
11	1	81.6	12	-	-	740	
12	1	83.6	12	-	-	163	
13	3	87.6	12	1757	1322	628	
14	2	58.5	12	1372	-	132	
15	3	91.8	12	1767	1183	106	
16	2	58.8	12	1432	-	659	
Detection Check (1=Detection; 0=No Detection)							1





<b>Trial Number</b>			23			
<b>Number of Bursts in Trial</b>			17			
<b>Chirp Center Frequency</b>			5585			
<b>Burst</b>	<b>No. of Pulses</b>	<b>Pulse Width (us)</b>	<b>Chirp Width (MHz)</b>	<b>Pulse 1-to-2 Spacing (us)</b>	<b>Pulse 2-to-3 Spacing (us)</b>	<b>Starting Location Within Interval (ms)</b>
1	1	96	11	-	-	284
2	2	92.5	11	1241	-	488
3	2	89.5	11	1347	-	76
4	2	74.8	11	1607	-	688
5	2	60.6	11	1523	-	28
6	2	71.5	11	1659	-	383
7	2	71.1	11	1454	-	182
8	1	98.7	11	-	-	20
9	2	85.1	11	1770	-	576
10	2	89.2	11	1086	-	410
11	2	60.7	11	1101	-	458
12	2	75.2	11	1719	-	348
13	2	75.7	11	1799	-	481
14	3	56.7	11	1132	1884	587
15	2	65	11	1885	-	480
16	2	64.6	11	1910	-	195
17	3	69.9	11	1410	1190	396
<b>Detection Check (1=Detection; 0=No Detection)</b>						1



<b>Trial Number</b>			24			
<b>Number of Bursts in Trial</b>			18			
<b>Chirp Center Frequency</b>			5585			
<b>Burst</b>	<b>No. of Pulses</b>	<b>Pulse Width (us)</b>	<b>Chirp Width (MHz)</b>	<b>Pulse 1-to-2 Spacing (us)</b>	<b>Pulse 2-to-3 Spacing (us)</b>	<b>Starting Location Within Interval (ms)</b>
1	3	83.8	10	1290	1021	536
2	2	66.9	10	1112	-	44
3	3	91	10	1220	1504	611
4	2	86.1	10	1678	-	456
5	3	65.5	10	1928	1222	330
6	1	62.6	10	-	-	297
7	3	68.7	10	1505	1200	351
8	3	59.2	10	1452	1114	230
9	1	73.9	10	-	-	222
10	1	77.2	10	-	-	57
11	2	96.4	10	1357	-	399
12	2	99.9	10	1173	-	299
13	2	99.9	10	1520	-	464
14	1	86.7	10	-	-	294
15	1	92.6	10	-	-	653
16	1	77.1	10	-	-	550
17	2	81.1	10	1664	-	566
18	3	68.4	10	1536	1309	580
<b>Detection Check (1=Detection; 0=No Detection)</b>						1



<b>Trial Number</b>			25			
<b>Number of Bursts in Trial</b>			19			
<b>Chirp Center Frequency</b>			5585			
<b>Burst</b>	<b>No. of Pulses</b>	<b>Pulse Width (us)</b>	<b>Chirp Width (MHz)</b>	<b>Pulse 1-to-2 Spacing (us)</b>	<b>Pulse 2-to-3 Spacing (us)</b>	<b>Starting Location Within Interval (ms)</b>
1	3	68.2	9	1723	1868	471
2	3	83.7	9	1711	1405	368
3	2	69.7	9	1781	-	425
4	1	59.7	9	-	-	440
5	2	96.7	9	1484	-	123
6	2	95.8	9	1319	-	261
7	3	71.3	9	1095	1354	332
8	3	53.2	9	1527	1427	427
9	2	69.5	9	1771	-	397
10	3	63.9	9	1075	1447	67
11	2	93.4	9	1783	-	174
12	2	77.3	9	1564	-	17
13	2	73.1	9	1294	-	216
14	1	77.4	9	-	-	292
15	3	57.2	9	1722	1886	619
16	2	68.7	9	1629	-	233
17	1	60.8	9	-	-	226
18	3	69.7	9	1128	1224	599
19	1	62.2	9	-	-	433
<b>Detection Check (1=Detection; 0=No Detection)</b>						1



<b>Trial Number</b>							26
<b>Number of Bursts in Trial</b>							20
<b>Chirp Center Frequency</b>							5586
Burst	No. of Pulses	Pulse Width (us)	Chirp Width (MHz)	Pulse 1-to-2 Spacing (us)	Pulse 2-to-3 Spacing (us)	Starting Location Within Interval (ms)	
1	1	80.5	8	-	-	90	
2	3	62.6	8	1406	1343	319	
3	3	85.6	8	1190	1529	384	
4	2	83.9	8	1208	-	567	
5	2	92.4	8	1488	-	234	
6	2	54	8	1529	-	535	
7	3	81.3	8	1501	1812	325	
8	1	98.5	8	-	-	532	
9	1	85.8	8	-	-	272	
10	2	84.7	8	1593	-	182	
11	2	83.3	8	1705	-	134	
12	2	79.8	8	1567	-	286	
13	1	77.9	8	-	-	368	
14	3	98.4	8	1510	1569	290	
15	2	79.9	8	1588	-	231	
16	3	78	8	1140	1353	353	
17	3	55.2	8	1700	1327	53	
18	3	71.9	8	1081	1224	44	
19	1	62	8	-	-	298	
20	3	70.5	8	1888	1442	529	
Detection Check (1=Detection; 0=No Detection)							1

<b>Trial Number</b>							27
<b>Number of Bursts in Trial</b>							8
<b>Chirp Center Frequency</b>							5582
Burst	No. of Pulses	Pulse Width (us)	Chirp Width (MHz)	Pulse 1-to-2 Spacing (us)	Pulse 2-to-3 Spacing (us)	Starting Location Within Interval (ms)	
1	2	69.1	18	1076	-	1436	
2	2	62.1	18	1688	-	22	
3	2	94.8	18	1891	-	897	
4	1	75.8	18	-	-	1186	
5	2	65.4	18	1713	-	589	
6	2	97.7	18	1292	-	614	
7	3	98.1	18	1670	1711	506	
8	2	85.4	18	1672	-	776	
Detection Check (1=Detection; 0=No Detection)							1



<b>Trial Number</b>							28
<b>Number of Bursts in Trial</b>							9
<b>Chirp Center Frequency</b>							5581
Burst	No. of Pulses	Pulse Width (us)	Chirp Width (MHz)	Pulse 1-to-2 Spacing (us)	Pulse 2-to-3 Spacing (us)	Starting Location Within Interval (ms)	
1	3	82	19	1233	1713	679	
2	3	87.7	19	1554	1123	473	
3	2	98.9	19	1518	-	869	
4	1	55	19	-	-	719	
5	1	93.6	19	-	-	902	
6	2	58.7	19	1641	-	1243	
7	2	88.7	19	1387	-	410	
8	1	60.3	19	-	-	1154	
9	1	97.7	19	-	-	512	
Detection Check (1=Detection; 0=No Detection)							1

<b>Trial Number</b>							29
<b>Number of Bursts in Trial</b>							10
<b>Chirp Center Frequency</b>							5581
Burst	No. of Pulses	Pulse Width (us)	Chirp Width (MHz)	Pulse 1-to-2 Spacing (us)	Pulse 2-to-3 Spacing (us)	Starting Location Within Interval (ms)	
1	1	69.6	20	-	-	1131	
2	1	74.5	20	-	-	290	
3	1	60.9	20	-	-	895	
4	1	74.6	20	-	-	202	
5	2	99.3	20	1501	-	139	
6	2	95.3	20	1065	-	854	
7	2	91.9	20	1722	-	219	
8	2	51	20	1285	-	57	
9	2	87.7	20	1747	-	141	
10	1	87.2	20	-	-	596	
Detection Check (1=Detection; 0=No Detection)							0



<b>Trial Number</b>			30			
<b>Number of Bursts in Trial</b>			11			
<b>Chirp Center Frequency</b>			5587			
<b>Burst</b>	<b>No. of Pulses</b>	<b>Pulse Width (us)</b>	<b>Chirp Width (MHz)</b>	<b>Pulse 1-to-2 Spacing (us)</b>	<b>Pulse 2-to-3 Spacing (us)</b>	<b>Starting Location Within Interval (ms)</b>
1	3	59.9	5	1901	1196	935
2	2	77.1	5	1590	-	1038
3	2	62.7	5	1227	-	690
4	1	77.1	5	-	-	547
5	3	99.8	5	1798	1790	551
6	2	61.5	5	1135	-	876
7	2	77.5	5	1583	-	448
8	2	57.3	5	1890	-	736
9	2	53.5	5	1757	-	362
10	1	66.6	5	-	-	836
11	3	80.7	5	1811	1289	410
<b>Detection Check (1=Detection; 0=No Detection)</b>						1



**Type 6 Radar Statistical Performance**

Trial #	Test Freq. (MHz)	Pulses / Hop	Pulse Width (us)	PRI (us)	1=Detection 0=No Detection
1	5550	9	1	333	1
2	5550	9	1	333	1
3	5550	9	1	333	1
4	5550	9	1	333	1
5	5550	9	1	333	1
6	5550	9	1	333	1
7	5550	9	1	333	1
8	5550	9	1	333	1
9	5550	9	1	333	1
10	5550	9	1	333	1
11	5550	9	1	333	1
12	5550	9	1	333	1
13	5550	9	1	333	1
14	5550	9	1	333	1
15	5550	9	1	333	1
16	5550	9	1	333	1
17	5550	9	1	333	1
18	5550	9	1	333	1
19	5550	9	1	333	1
20	5550	9	1	333	1
21	5550	9	1	333	1
22	5550	9	1	333	1
23	5550	9	1	333	1
24	5550	9	1	333	1
25	5550	9	1	333	1
26	5550	9	1	333	1
27	5550	9	1	333	1
28	5550	9	1	333	1
29	5550	9	1	333	1
30	5550	9	1	333	1
Detection Percentage (%)					100.000
Limit					70%
<b>Test Result</b>					<b>Complied</b>



## 4 Test Equipment and Calibration Data

Instrument	Manufacturer	Model No.	Serial No.	Characteristics	Calibration Date	Calibration Due Date	Remark
Spectrum Analyzer	R&S	FSV40	101025	9kHz ~ 40GHz	Jul. 30, 2019	Jul. 29, 2020	Conducted (DF02-CB)
Vector Signal generator	R&S	SMU200A	105352	25MHz-6GHz	Nov. 01, 2018	Oct. 31, 2019	Conducted (DF02-CB)
RF Power Divider	Woken	2 Way	DFS02-DV-01	2GHz ~ 18GHz	Oct. 08, 2018	Oct. 07, 2019	Conducted (DF02-CB)
RF Power Divider	Woken	2Way	DFS02-DV-03	2GHz ~ 18GHz	Oct. 08, 2018	Oct. 07, 2019	Conducted (DF02-CB)
RF Power Divider	Woken	4 Way	DFS02-DV-02	2GHz ~ 18GHz	Oct. 08, 2018	Oct. 07, 2019	Conducted (DF02-CB)
RF Cable-high	Woken	RG402	High Cable-61	1 GHz – 18 GHz	Oct. 08, 2018	Oct. 07, 2019	Conducted (DF02-CB)
RF Cable-high	Woken	RG402	High Cable-62	1 GHz – 18 GHz	Oct. 08, 2018	Oct. 07, 2019	Conducted (DF02-CB)
RF Cable-high	Woken	RG402	High Cable-63	1 GHz – 18 GHz	Oct. 08, 2018	Oct. 07, 2019	Conducted (DF02-CB)
RF Cable-high	Woken	RG402	High Cable-66	1 GHz – 18 GHz	Oct. 08, 2018	Oct. 07, 2019	Conducted (DF02-CB)

Note: Calibration Interval of instruments listed above is one year.





## **5 Measurement Uncertainty**

<b>Test Items</b>	<b>Uncertainty</b>	<b>Remark</b>
Conducted Emission	2.4 dB	Confidence levels of 95%