

FCC Test Report

FCC ID : Z8H89FT0041
Equipment : cnPilot e425H Indoor
Brand Name :  Cambium Networks
Model Name : REG-PL-E425H
Applicant : Cambium Networks Inc.
3800 Golf Road, Suite 360 Rolling Meadows, IL 60008,
USA
Manufacturer : Cambium Networks Ltd.
Unit B2 Linhay Business Park Eastern Rd Ashburton,
Devon TQ13 7UP United Kingdom
Standard : 47 CFR FCC Part 15.407

The product was received on Jan. 07, 2019, and testing was started from Feb. 01, 2019 and completed on Mar. 28, 2019. We, SPORTON INTERNATIONAL INC. EMC & Wireless Communications Laboratory, would like to declare that the tested sample has been evaluated in accordance with the procedures given in ANSI C63.10-2013 and shown compliance with the applicable technical standards.

The report must not be used by the client to claim product certification, approval, or endorsement by TAF or any agency of government.

The test results in this report apply exclusively to the tested model / sample. Without written approval of SPORTON INTERNATIONAL INC. EMC & Wireless Communications Laboratory, the test report shall not be reproduced except in full.



Approved by: Allen Lin

SPORTON INTERNATIONAL INC. EMC & Wireless Communications Laboratory

No. 52, Huaya 1st Rd., Guishan Dist., Taoyuan City, Taiwan (R.O.C.)



Table of Contents

HISTORY OF THIS TEST REPORT3

SUMMARY OF TEST RESULT4

1 GENERAL DESCRIPTION5

1.1 Information.....5

1.2 Testing Applied Standards8

1.3 Testing Location Information8

1.4 Measurement Uncertainty8

2 TEST CONFIGURATION OF EUT.....9

2.1 Test Condition9

2.2 Test Channel Mode9

2.3 The Worst Case Measurement Configuration11

2.4 Support Equipment.....12

2.5 Test Setup Diagram13

3 TRANSMITTER TEST RESULT15

3.1 AC Power-line Conducted Emissions15

3.2 Emission Bandwidth16

3.3 Maximum Conducted Output Power17

3.4 Peak Power Spectral Density.....19

3.5 Unwanted Emissions.....21

3.6 Test Equipment and Calibration Data25

APPENDIX A. TEST RESULTS OF AC POWER-LINE CONDUCTED EMISSIONS

APPENDIX B. TEST RESULTS OF EMISSION BANDWIDTH

APPENDIX C. TEST RESULTS OF MAXIMUM CONDUCTED OUTPUT POWER

APPENDIX D. TEST RESULTS OF PEAK POWER SPECTRAL DENSITY

APPENDIX E. TEST RESULTS OF UNWANTED EMISSIONS

APPENDIX F. TEST RESULTS OF RADIATED EMISSION CO-LOCATION

APPENDIX G. TEST PHOTOS

PHOTOGRAPHS OF EUT V01



History of this test report

Report No.	Version	Description	Issued Date
FR8D2017AN	01	Initial issue of report	Jun. 18, 2019



Summary of Test Result

Report Clause	Ref. Std. Clause	Test Items	Result (PASS/FAIL)	Remark
1.1.2	15.203	Antenna Requirement	PASS	-
3.1	15.207	AC Power-line Conducted Emissions	PASS	-
3.2	15.407(a)	Emission Bandwidth	PASS	-
3.3	15.407(a)	Maximum Conducted Output Power	PASS	-
3.4	15.407(a)	Peak Power Spectral Density	PASS	-
3.5	15.407(b)	Unwanted Emissions	PASS	-

Declaration of Conformity:
The test results with all measurement uncertainty excluded are presented in accordance with the regulation limits or requirements declared by manufacturers.
Comments and explanations:
None

Reviewed by: Jackson Tsai

Report Producer: Debby Hung



1 General Description

1.1 Information

1.1.1 RF General Information

Frequency Range (MHz)	IEEE Std. 802.11	Ch. Frequency (MHz)	Channel Number
5150-5250	a, n (HT20), ac (VHT20)	5180-5240	36-48 [4]
5725-5850		5745-5825	149-165 [5]
5150-5250	n (HT40), ac (VHT40)	5190-5230	38-46 [2]
5725-5850		5755-5795	151-159 [2]
5150-5250	ac (VHT80)	5210	42 [1]
5725-5850		5775	155 [1]

<Non-Beamforming>

Band	Mode	BWch (MHz)	Nant
5.15-5.25GHz	802.11a	20	1TX(Port 1)
5.15-5.25GHz	802.11a	20	1TX(Port 2)
5.15-5.25GHz	802.11a	20	2TX
5.725-5.85GHz	802.11a	20	1TX(Port 1)
5.725-5.85GHz	802.11a	20	1TX(Port 2)
5.725-5.85GHz	802.11a	20	2TX
5.15-5.25GHz	802.11ac VHT20	20	2TX
5.725-5.85GHz	802.11ac VHT20	20	2TX
5.15-5.25GHz	802.11ac VHT40	40	2TX
5.725-5.85GHz	802.11ac VHT40	40	2TX
5.15-5.25GHz	802.11ac VHT80	80	2TX
5.725-5.85GHz	802.11ac VHT80	80	2TX

<Beamforming>

Band	Mode	BWch (MHz)	Nant
5.15-5.25GHz	802.11ac VHT20-BF	20	2TX
5.725-5.85GHz	802.11ac VHT20-BF	20	2TX
5.15-5.25GHz	802.11ac VHT40-BF	40	2TX
5.725-5.85GHz	802.11ac VHT40-BF	40	2TX
5.15-5.25GHz	802.11ac VHT80-BF	80	2TX
5.725-5.85GHz	802.11ac VHT80-BF	80	2TX

Note:

- ◆ 11a, HT20 and HT40 use a combination of OFDM-BPSK, QPSK, 16QAM, 64QAM modulation.
- ◆ VHT20, VHT40, VHT80 use a combination of OFDM-BPSK, QPSK, 16QAM, 64QAM, 256QAM modulation.
- ◆ BWch is the nominal channel bandwidth.

1.1.2 Antenna Information

Group	Ant.	Port	Brand	Model Name	Antenna Type	Connector
1	1	1	-	E425W	PCB Antenna	I-PEX
	2	2	-	E425W	PCB Antenna	I-PEX
2	3	1	-	WPB545	PCB Antenna	I-PEX
	4	2	-	WPB546	PCB Antenna	I-PEX

Group	Ant.	Gain (dBi)		
		2.4G	5G	
			Non-Beamforming	Beamforming
1	1	4.04	4.20	3.01
	2	2.43	4.29	3.01
2	3	3.84	4.00	3.01
	4	2.23	4.08	3.01

Note .The EUT can match with above group 1 or group 2 for using. Higher gain was used to perform the worst configuration and result of that was recorded as the final test result.

For 2.4GHz function:

For IEEE 802.11 b/g mode (1TX/1RX)

Support diversity function and pretested on each single chain, port 1(Ant. 1 or Ant. 3) and port 2(Ant. 2 or Ant. 4) could transmit/receive.

For IEEE 802.11 b/g/n mode (2TX/2RX)

Group 1 or Group 2 could transmit/receive simultaneously.

For 5GHz function:

For IEEE 802.11 a mode (1TX/1RX)

Support diversity function and pre-tested on each single chain, the worst case was Ant. 2(port 2) and it was record in this test report.

For IEEE 802.11 a/n/ac mode (2TX/2RX)

Ant. 1(port 1) and Ant. 2 (port 2) or Ant. 3 (port 1) and Ant. 4 (port 2) can be used for both transmission and reception.

1.1.3 EUT Information

Operational Condition			
EUT Power Type	From PoE		
EUT Function	<input type="checkbox"/> Outdoor	<input checked="" type="checkbox"/> Indoor	
	<input type="checkbox"/> Fixed P2P	<input type="checkbox"/> Client	
Beamforming Function	<input checked="" type="checkbox"/> With beamforming	<input type="checkbox"/> Without beamforming	
Type of EUT			
<input checked="" type="checkbox"/>	Stand-alone		
<input type="checkbox"/>	Combined (EUT where the radio part is fully integrated within another device)		
	Combined Equipment - Brand Name / Model No.: ...		
<input type="checkbox"/>	Plug-in radio (EUT intended for a variety of host systems)		
	Host System - Brand Name / Model No.: ...		
<input type="checkbox"/>	Other:		

1.1.4 Mode Test Duty Cycle

<Non-Beamforming>

Mode	DC	DCF(dB)	T(s)	VBW(Hz) ≥ 1/T
802.11a	0.972	0.12	2.067m	1k
802.11ac VHT20	0.987	0.06	n/a (DC>=0.98)	n/a (DC>=0.98)
802.11ac VHT40	0.972	0.12	2.439m	1k
802.11ac VHT80	0.948	0.23	1.152m	1k

Note. If DC < 0.98, the DCF was added while measuring Output power and PSD.

< Beamforming>

Mode	DC	DCF(dB)	T(s)	VBW(Hz) ≥ 1/T
802.11ac VHT20-BF	0.823	0.85	1.9m	1k
802.11ac VHT40-BF	0.873	0.59	2.022m	1k
802.11ac VHT80-BF	0.846	0.73	1.931m	1k

Note. If DC < 0.98, the DCF was added while measuring Output power and PSD.

1.2 Testing Applied Standards

According to the specifications of the manufacturer, the EUT must comply with the requirements of the following standards:

- ◆ 47 CFR FCC Part 15
- ◆ ANSI C63.10-2013
- ◆ KDB 789033 D02 v02r01
- ◆ KDB 662911 D01 v02r01

1.3 Testing Location Information

Testing Location		
<input checked="" type="checkbox"/>	HWA YA	ADD : No. 52, Huaya 1st Rd., Guishan Dist., Taoyuan City, Taiwan (R.O.C.) TEL : 886-3-327-3456 FAX : 886-3-327-0973
Test site Designation No. TW1190 with FCC.		
<input type="checkbox"/>	JHUBEI	ADD : No.8, Ln. 724, Bo'ai St., Zhubei City, Hsinchu County, Taiwan (R.O.C.) TEL : 886-3-656-9065 FAX : 886-3-656-9085
Test site Designation No. TW0006 with FCC.		

Test Condition	Test Site No.	Test Engineer	Test Environment	Test Date
RF Conducted	TH07-HY	Gary	23.3~23.9°C / 63~65%	12/Feb/2019~28/Mar/2019
Radiated	03CH02-HY	Tim	22.9~24°C / 51.8~52.6%	01/Feb/2019~28/Mar/2019
AC Conduction	CO04-HY	Lego	21.5~22.3°C / 58~62%	14/Feb/2019

1.4 Measurement Uncertainty

ISO/IEC 17025 requires that an estimate of the measurement uncertainties associated with the emissions test results be included in the report. The measurement uncertainties given below are based on a 95% confidence level (based on a coverage factor (k=2))

Test Items	Uncertainty	Remark
Conducted Emission (150kHz ~ 30MHz)	3.54 dB	Confidence levels of 95%
Radiated Emission (9kHz ~ 30MHz)	1.6 dB	Confidence levels of 95%
Radiated Emission (30MHz ~ 1,000MHz)	4.3 dB	Confidence levels of 95%
Radiated Emission (1GHz ~ 18GHz)	3.9 dB	Confidence levels of 95%
Radiated Emission (18GHz ~ 40GHz)	3.5 dB	Confidence levels of 95%
Conducted Emission	1.3 dB	Confidence levels of 95%
Temperature	0.7 °C	Confidence levels of 95%
Humidity	4 %	Confidence levels of 95%



2 Test Configuration of EUT

2.1 Test Condition

Condition Item	Abbreviation/Remark	Remark
RF Conducted	Abbreviation	Remark
TnomVnom	Tnom	20°C
-	Vnom	56V

2.2 Test Channel Mode

<Non-Beamforming>

Test Software	Dos
---------------	-----

Mode	PowerSetting
802.11a_Nss1,(6Mbps)_1TX(Port1)	-
5180MHz	22
5200MHz	26.5
5240MHz	24
5745MHz	27
5785MHz	27
5825MHz	27
802.11a_Nss1,(6Mbps)_1TX(Port2)	-
5180MHz	25
5200MHz	27
5240MHz	24
5745MHz	27
5785MHz	27
5825MHz	27
802.11a_Nss1,(6Mbps)_2TX	-
5180MHz	21.5
5200MHz	27
5240MHz	24
5745MHz	27
5785MHz	27
5825MHz	27
802.11ac VHT20_Nss1,(MCS0)_2TX	-
5180MHz	21.5



Mode	PowerSetting
5200MHz	22
5240MHz	22
5745MHz	22
5785MHz	22
5825MHz	22
802.11ac VHT40_Nss1,(MCS0)_2TX	-
5190MHz	18
5230MHz	22
5755MHz	22
5795MHz	22
802.11ac VHT80_Nss1,(MCS0)_2TX	-
5210MHz	17
5775MHz	19.5

<Beamforming>


Test Software	Dos

Mode	PowerSetting
802.11ac VHT20-BF_Nss1,(MCS0)_2TX	-
5180MHz	22
5200MHz	22
5240MHz	22
5745MHz	22
5785MHz	22
5825MHz	22
802.11ac VHT40-BF_Nss1,(MCS0)_2TX	-
5190MHz	16
5230MHz	22
5755MHz	22
5795MHz	18
802.11ac VHT80-BF_Nss1,(MCS0)_2TX	-
5210MHz	18
5775MHz	19

2.3 The Worst Case Measurement Configuration

The Worst Case Mode for Following Conformance Tests	
Tests Item	AC power-line conducted emissions
Condition	AC power-line conducted measurement for line and neutral
Operating Mode	CTX
1	PoE mode

The Worst Case Mode for Following Conformance Tests	
Tests Item	Emission Bandwidth Maximum Conducted Output Power Peak Power Spectral Density
Test Condition	Conducted measurement at transmit chains

The Worst Case Mode for Following Conformance Tests	
Tests Item	Unwanted Emissions
Test Condition	Radiated measurement If EUT consist of multiple antenna assembly (multiple antenna are used in EUT regardless of spatial multiplexing MIMO configuration), the radiated test should be performed with highest antenna gain of each antenna type.
Operating Mode < 1GHz	CTX
1	PoE mode
Operating Mode > 1GHz	CTX
Orthogonal Planes of EUT	Y Plane
	
Worst Planes of EUT	V

The Worst Case Mode for Following Conformance Tests	
Tests Item	Simultaneous Transmission Analysis
Test Condition	Radiated measurement
Operating Mode	CTX
1	WLAN 2.4GHz+WLAN 5GHz
Refer to Sporton Test Report No.: FA8D2017 for Co-location RF Exposure Evaluation and Appendix F for Radiated Emission Co-location.	



2.4 Support Equipment

Support Equipment – AC Conduction				
No.	Equipment	Brand Name	Model Name	FCC ID
1	Notebook	DELL	PP13S	-
2	Client	-	-	-
3	Notebook	ACER	JAL90	-
4	PoE	Cambium Networks	NET-P30-56IN	-

Note.Support equipment No.2,3,4 was provided by customer.

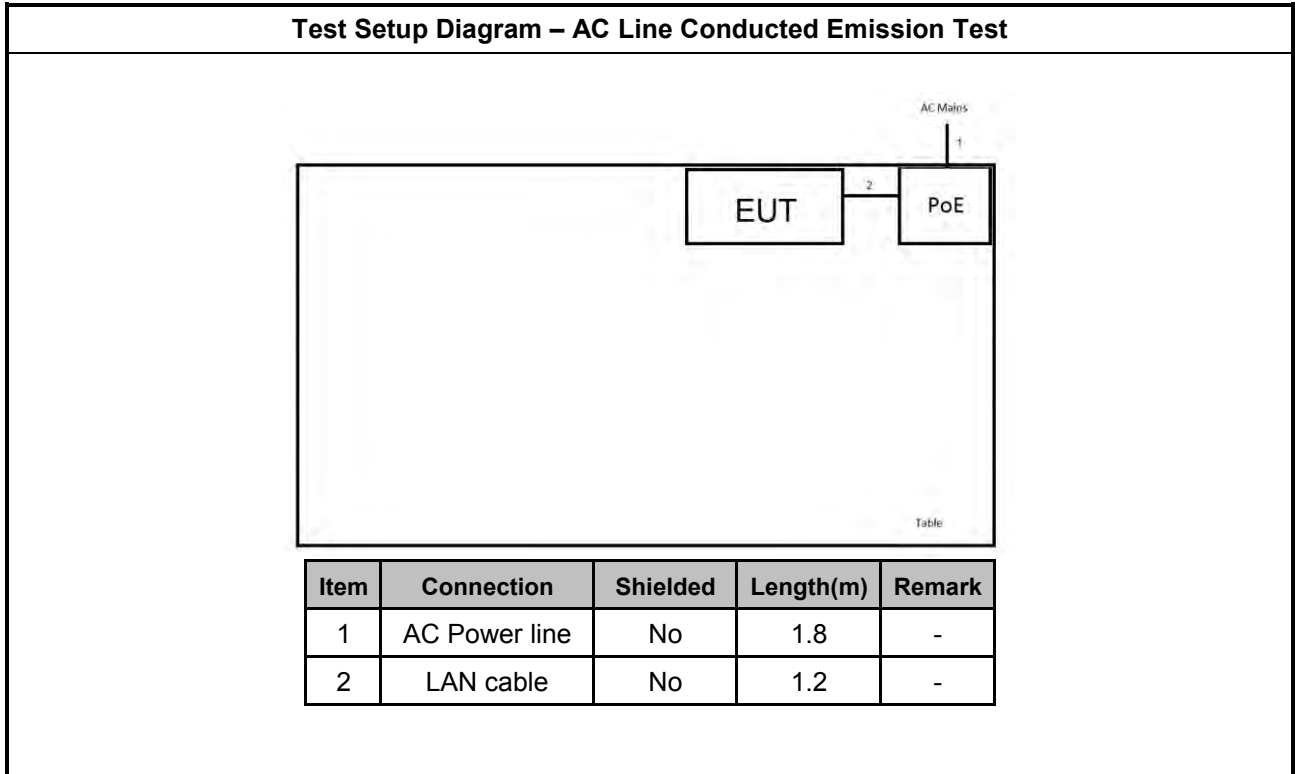
Support Equipment – RF Conducted				
No.	Equipment	Brand Name	Model Name	FCC ID
1	Notebook	DELL	E5410	-
2	Adapter for NB	DELL	HA65NM130	-
3	Notebook	ACER	-	-
4	AC Power Source	GW	APS-9102	-
5	PoE	Cambium Networks	NET-P30-56IN	-

Note.Support equipment No. 3,5 was provided by customer.

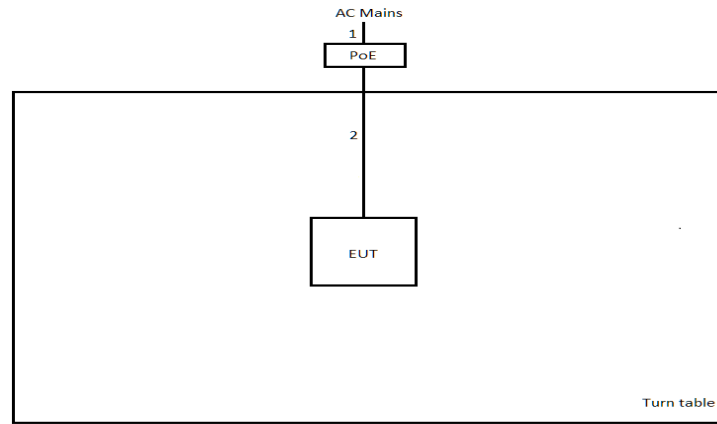
Support Equipment – Radiated Emission				
No.	Equipment	Brand Name	Model Name	FCC ID
1	Notebook	DELL	PP13S	-
2	Client	-	-	-
3	Notebook	ACER	JAL90	-
4	PoE	Cambium Networks	NET-P30-56IN	-

Note.Support equipment No.2,3,4 was provided by customer.

2.5 Test Setup Diagram



Test Setup Diagram - Radiated Test



Item	Connection	Shielded	Length(m)	Remark
1	AC Power line	No	1.5	-
2	LAN cable	No	10	-

3 Transmitter Test Result

3.1 AC Power-line Conducted Emissions

3.1.1 AC Power-line Conducted Emissions Limit

AC Power-line Conducted Emissions Limit		
Frequency Emission (MHz)	Quasi-Peak	Average
0.15-0.5	66 - 56 *	56 - 46 *
0.5-5	56	46
5-30	60	50

Note 1: * Decreases with the logarithm of the frequency.

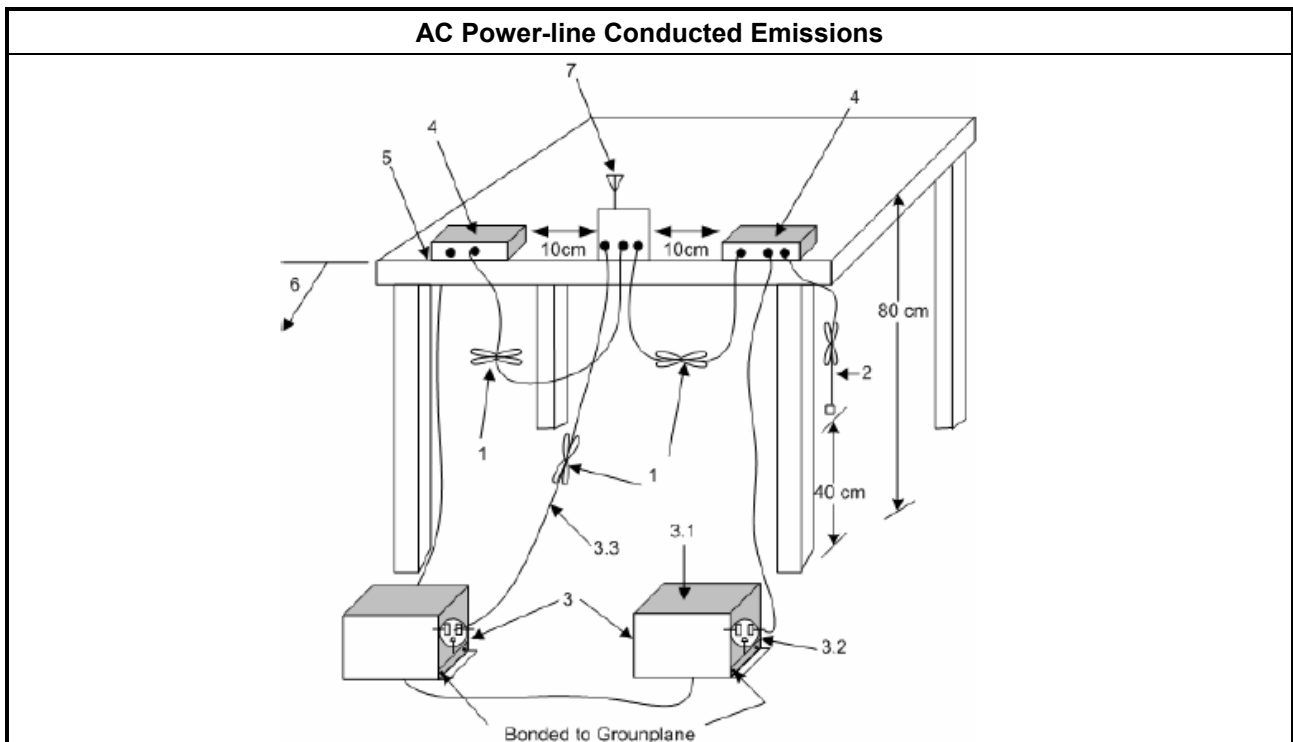
3.1.2 Measuring Instruments

Refer a test equipment and calibration data table in this test report.

3.1.3 Test Procedures

Test Method
<input checked="" type="checkbox"/> Refer as ANSI C63.10-2013, clause 6.2 for AC power-line conducted emissions.

3.1.4 Test Setup



3.1.5 Test Result of AC Power-line Conducted Emissions

Refer as Appendix A

3.2 Emission Bandwidth

3.2.1 Emission Bandwidth Limit

Emission Bandwidth Limit	
UNII Devices	
<input checked="" type="checkbox"/>	For the 5.15-5.25 GHz band, N/A
<input type="checkbox"/>	For the 5.25-5.35 GHz band, N/A
<input type="checkbox"/>	For the 5.47-5.725 GHz band, N/A
<input checked="" type="checkbox"/>	For the 5.725-5.85 GHz band, 6 dB emission bandwidth \geq 500kHz.

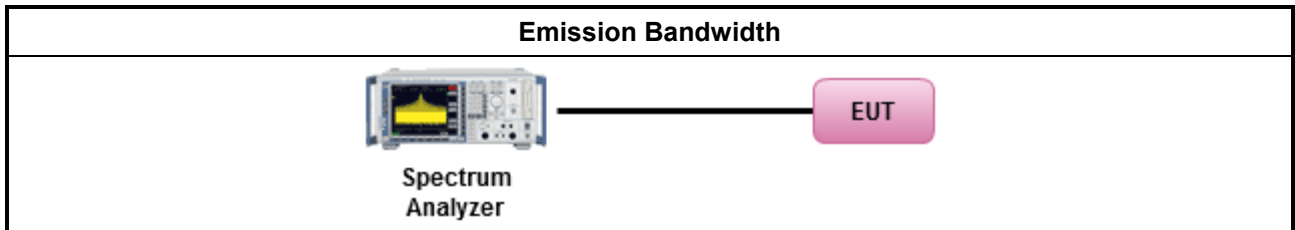
3.2.2 Measuring Instruments

Refer a test equipment and calibration data table in this test report.

3.2.3 Test Procedures

Test Method	
<ul style="list-style-type: none"> ▪ For the emission bandwidth shall be measured using one of the options below: 	
<input checked="" type="checkbox"/>	Refer as KDB 789033, clause C for EBW and clause D for OBW measurement.
<input type="checkbox"/>	Refer as ANSI C63.10, clause 6.9.3 for occupied bandwidth testing.
<input type="checkbox"/>	Refer as IC RSS-Gen, clause 6.7 for bandwidth testing.

3.2.4 Test Setup



3.2.5 Test Result of Emission Bandwidth

Refer as Appendix B

3.3 Maximum Conducted Output Power

3.3.1 Maximum Conducted Output Power Limit

Maximum Conducted Output Power Limit	
UNII Devices	
<input checked="" type="checkbox"/> For the 5.15-5.25 GHz band:	
	<ul style="list-style-type: none"> ▪ Outdoor AP: the maximum conducted output power (P_{Out}) shall not exceed the lesser of 1 W. If $G_{TX} > 6$ dBi, then $P_{Out} = 30 - (G_{TX} - 6)$. e.i.r.p. at any elevation angle above 30 degrees $\leq 125mW$ [21dBm] ▪ Indoor AP: the maximum conducted output power (P_{Out}) shall not exceed the lesser of 1 W. If $G_{TX} > 6$ dBi, then $P_{Out} = 30 - (G_{TX} - 6)$ ▪ Point-to-point AP: the maximum conducted output power (P_{Out}) shall not exceed the lesser of 1 W. If $G_{TX} > 23$ dBi, then $P_{Out} = 30 - (G_{TX} - 23)$. ▪ Mobile or Portable Client: the maximum conducted output power (P_{Out}) shall not exceed the lesser of 250 mW. If $G_{TX} > 6$ dBi, then $P_{Out} = 24 - (G_{TX} - 6)$.
<input type="checkbox"/> For the 5.25-5.35 GHz band, the maximum conducted output power (P_{Out}) shall not exceed the lesser of 250 mW or $11 \text{ dBm} + 10 \log B$, where B is the 26 dB emission bandwidth in MHz. If $G_{TX} > 6$ dBi, then $P_{Out} = 24 - (G_{TX} - 6)$.	
<input type="checkbox"/> For the 5.47-5.725 GHz band, the maximum conducted output power (P_{Out}) shall not exceed the lesser of 250 mW or $11 \text{ dBm} + 10 \log B$, where B is the 26 dB emission bandwidth in MHz. If $G_{TX} > 6$ dBi, then $P_{Out} = 24 - (G_{TX} - 6)$.	
<input checked="" type="checkbox"/> For the 5.725-5.85 GHz band:	
	<ul style="list-style-type: none"> ▪ Point-to-multipoint systems (P2M): the maximum conducted output power (P_{Out}) shall not exceed the lesser of 1 W. If $G_{TX} > 6$ dBi, then $P_{Out} = 30 - (G_{TX} - 6)$. ▪ Point-to-point systems (P2P): the maximum conducted output power (P_{Out}) shall not exceed the lesser of 1 W.
P_{Out} = maximum conducted output power in dBm, G_{TX} = the maximum transmitting antenna directional gain in dBi.	


3.3.2 Measuring Instruments

Refer a test equipment and calibration data table in this test report.

3.3.3 Test Procedures

Test Method	
<ul style="list-style-type: none"> ▪ Maximum Conducted Output Power 	
	Duty cycle ≥ 98%
<input type="checkbox"/>	Refer as KDB 789033, clause E Method SA-2 (spectral trace averaging).
	Duty cycle < 98%
<input type="checkbox"/>	Refer as KDB 789033, clause E Method SA-2 Alt. (RMS detection with slow sweep speed)
	Wideband RF power meter and average over on/off periods with duty factor
<input checked="" type="checkbox"/>	Refer as KDB 789033, clause E Method PM (using an RF average power meter).
<ul style="list-style-type: none"> ▪ For conducted measurement. 	
	<ul style="list-style-type: none"> ▪ If the EUT supports multiple transmit chains using options given below: Refer as KDB 662911, In-band power measurements. Using the measure-and-sum approach, measured all transmit ports individually. Sum the power (in linear power units e.g., mW) of all ports for each individual sample and save them.
	<ul style="list-style-type: none"> ▪ If multiple transmit chains, EIRP calculation could be following as methods: $P_{total} = P_1 + P_2 + \dots + P_n$ (calculated in linear unit [mW] and transfer to log unit [dBm]) $EIRP_{total} = P_{total} + DG$

3.3.4 Test Setup



3.3.5 Test Result of Maximum Conducted Output Power

Refer as Appendix C

3.4 Peak Power Spectral Density

3.4.1 Peak Power Spectral Density Limit

Peak Power Spectral Density Limit	
UNII Devices	
<input checked="" type="checkbox"/> For the 5.15-5.25 GHz band:	
<input type="checkbox"/>	<ul style="list-style-type: none"> ▪ Outdoor AP: the peak power spectral density (PPSD) shall not exceed the lesser of 17dBm/MHz. If $G_{TX} > 6$ dBi, then $P_{Out} = 17 - (G_{TX} - 6)$. ▪ Indoor AP: the peak power spectral density (PPSD) shall not exceed the lesser of 17dBm/MHz. If $G_{TX} > 6$ dBi, then $P_{Out} = 17 - (G_{TX} - 6)$. ▪ Point-to-point AP: the peak power spectral density (PPSD) shall not exceed the lesser of 17dBm/MHz. If $G_{TX} > 23$ dBi, then $P_{Out} = 17 - (G_{TX} - 23)$. ▪ Mobile or Portable Client: the peak power spectral density (PPSD) ≤ 11 dBm/MHz. If $G_{TX} > 6$ dBi, then $PPSD = 11 - (G_{TX} - 6)$.
<input type="checkbox"/>	For the 5.25-5.35 GHz band, the peak power spectral density (PPSD) ≤ 11 dBm/MHz. If $G_{TX} > 6$ dBi, then $PPSD = 11 - (G_{TX} - 6)$.
<input type="checkbox"/>	For the 5.47-5.725 GHz band, the peak power spectral density (PPSD) ≤ 11 dBm/MHz. If $G_{TX} > 6$ dBi, then $PPSD = 11 - (G_{TX} - 6)$.
<input checked="" type="checkbox"/> For the 5.725-5.85 GHz band:	
<input type="checkbox"/>	<ul style="list-style-type: none"> ▪ Point-to-multipoint systems (P2M): the peak power spectral density (PPSD) ≤ 30 dBm/500kHz. If $G_{TX} > 6$ dBi, then $PPSD = 30 - (G_{TX} - 6)$. ▪ Point-to-point systems (P2P): the peak power spectral density (PPSD) ≤ 30 dBm/500kHz.
<p>PPSD = peak power spectral density that he same method as used to determine the conducted output power shall be used to determine the power spectral density. And power spectral density in dBm/MHz</p> <p>G_{TX} = the maximum transmitting antenna directional gain in dBi.</p>	

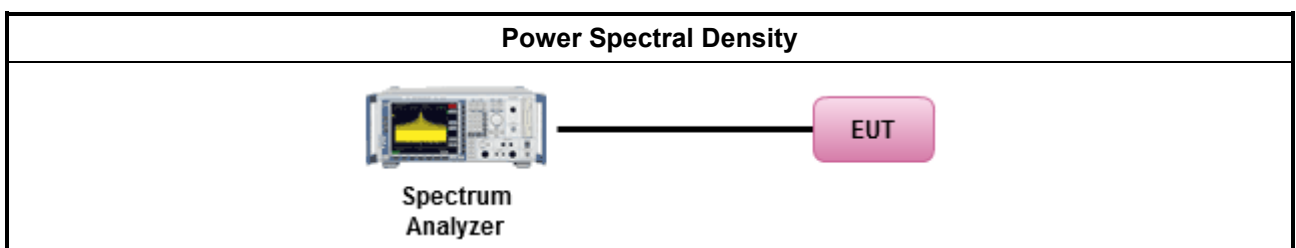
3.4.2 Measuring Instruments

Refer a test equipment and calibration data table in this test report.

3.4.3 Test Procedures

Test Method	
<ul style="list-style-type: none"> ▪ Peak power spectral density procedures that the same method as used to determine the conducted output power shall be used to determine the peak power spectral density and use the peak search function on the spectrum analyzer to find the peak of the spectrum. For the peak power spectral density shall be measured using below options: 	
<input type="checkbox"/>	Refer as KDB 789033, F)5) power spectral density can be measured using resolution bandwidths < 1 MHz provided that the results are integrated over 1 MHz bandwidth Duty cycle ≥ 98%
<input type="checkbox"/>	Refer as KDB 789033, clause E Method SA-2 (spectral trace averaging). Duty cycle < 98%
<input checked="" type="checkbox"/>	Refer as KDB 789033, clause E Method SA-2 Alt. (RMS detection with slow sweep speed)
<ul style="list-style-type: none"> ▪ For conducted measurement. 	
<ul style="list-style-type: none"> ▪ If the EUT supports multiple transmit chains using options given below: <ul style="list-style-type: none"> ▪ Measure and sum the spectra across the outputs. Refer as KDB 662911, In-band power spectral density (PSD). Sample all transmit ports simultaneously using a spectrum analyzer for each transmit port. Where the trace bin-by-bin of each transmit port summing can be performed. (i.e., in the first spectral bin of output 1 is summed with that in the first spectral bin of output 2 and that from the first spectral bin of output 3, and so on up to the NTX output to obtain the value for the first frequency bin of the summed spectrum.). Add up the amplitude (power) values for the different transmit chains and use this as the new data trace. ▪ If multiple transmit chains, EIRP PPSD calculation could be following as methods: $PPSD_{total} = PPSD_1 + PPSD_2 + \dots + PPSD_n$ (calculated in linear unit [mW] and transfer to log unit [dBm]) $EIRP_{total} = PPSD_{total} + DG$ 	

3.4.4 Test Setup



3.4.5 Test Result of Peak Power Spectral Density

Refer as Appendix D

3.5 Unwanted Emissions

3.5.1 Transmitter Radiated Unwanted Emissions Limit

Unwanted emissions below 1 GHz and restricted band emissions above 1GHz limit			
Frequency Range (MHz)	Field Strength (uV/m)	Field Strength (dBuV/m)	Measure Distance (m)
0.009~0.490	2400/F(kHz)	48.5 - 13.8	300
0.490~1.705	24000/F(kHz)	33.8 - 23	30
1.705~30.0	30	29	30
30~88	100	40	3
88~216	150	43.5	3
216~960	200	46	3
Above 960	500	54	3

Note 1: Test distance for frequencies at or above 30 MHz, measurements may be performed at a distance other than the limit distance provided they are not performed in the near field and the emissions to be measured can be detected by the measurement equipment. When performing measurements at a distance other than that specified, the results shall be extrapolated to the specified distance using an extrapolation factor of 20 dB/decade (inverse of linear distance for field-strength measurements, inverse of linear distance-squared for power-density measurements).

Note 2: Test distance for frequencies at below 30 MHz, measurements may be performed at a distance closer than the EUT limit distance; however, an attempt should be made to avoid making measurements in the near field. When performing measurements below 30 MHz at a closer distance than the limit distance, the results shall be extrapolated to the specified distance by either making measurements at a minimum of two or more distances on at least one radial to determine the proper extrapolation factor or by using the square of an inverse linear distance extrapolation factor (40 dB/decade). The test report shall specify the extrapolation method used to determine compliance of the EUT.

Note 3: Using the distance of 1m during the test for above 18 GHz, and the test value to correct for the distance factor at 3m.

Un-restricted band emissions above 1GHz Limit	
Operating Band	Limit
5.15 - 5.25 GHz	e.i.r.p. -27 dBm [68.2 dBuV/m@3m]
5.25 - 5.35 GHz	e.i.r.p. -27 dBm [68.2 dBuV/m@3m]
5.47 - 5.725 GHz	e.i.r.p. -27 dBm [68.2 dBuV/m@3m]
5.725 - 5.85 GHz	5.650-5700 GHz: e.i.r.p. -27 ~ 10 dBm [68.2 ~ 105.2 dBuV/m@3m] 5.700-5720 GHz: e.i.r.p. 10 ~ 15.6 dBm [105.2 ~ 110.8 dBuV/m@3m] 5.720-5725 GHz: e.i.r.p. 15.6 ~ 27 dBm [110.8 ~ 122.2 dBuV/m@3m] 5.850-5.855 GHz: e.i.r.p. 27 ~ 15.6 dBm [122.2 ~ 110.8 dBuV/m@3m] 5.855-5.875 GHz: e.i.r.p. 15.6 ~ 10 dBm [110.8 ~ 105.2 dBuV/m@3m] 5.875-5.925 GHz: e.i.r.p. 10 ~ -27 dBm [105.2 ~ 68.2dBuV/m@3m] Other un-restricted band: e.i.r.p. -27 dBm [68.2 dBuV/m@3m]

Note 1: Measurements may be performed at a distance other than the limit distance provided they are not performed in the near field and the emissions to be measured can be detected by the measurement equipment. When performing measurements at a distance other than that specified, the results shall be extrapolated to the specified distance using an extrapolation factor of 20 dB/decade (inverse of linear distance for field-strength measurements, inverse of linear distance-squared for power-density measurements).

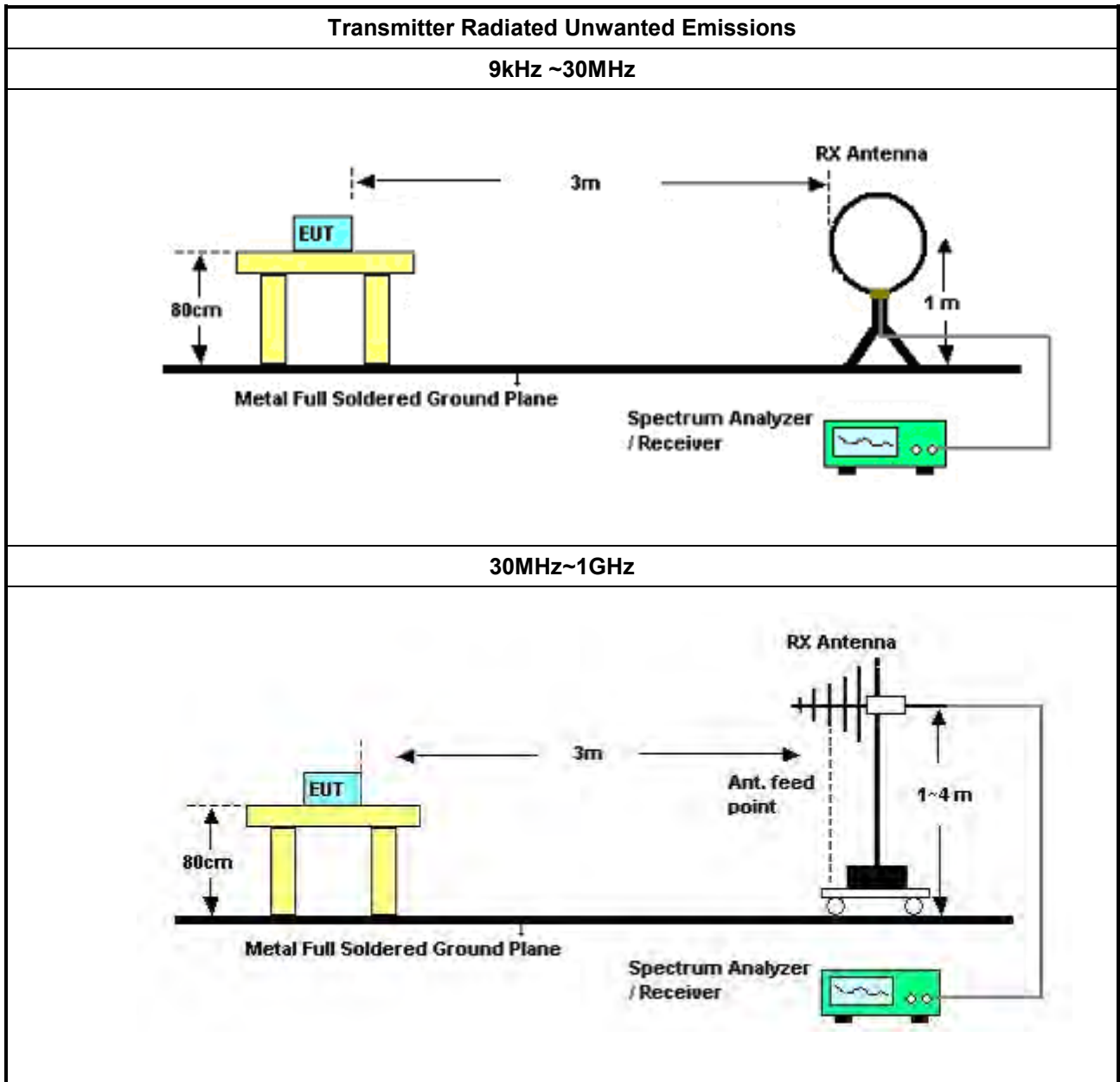
3.5.2 Measuring Instruments

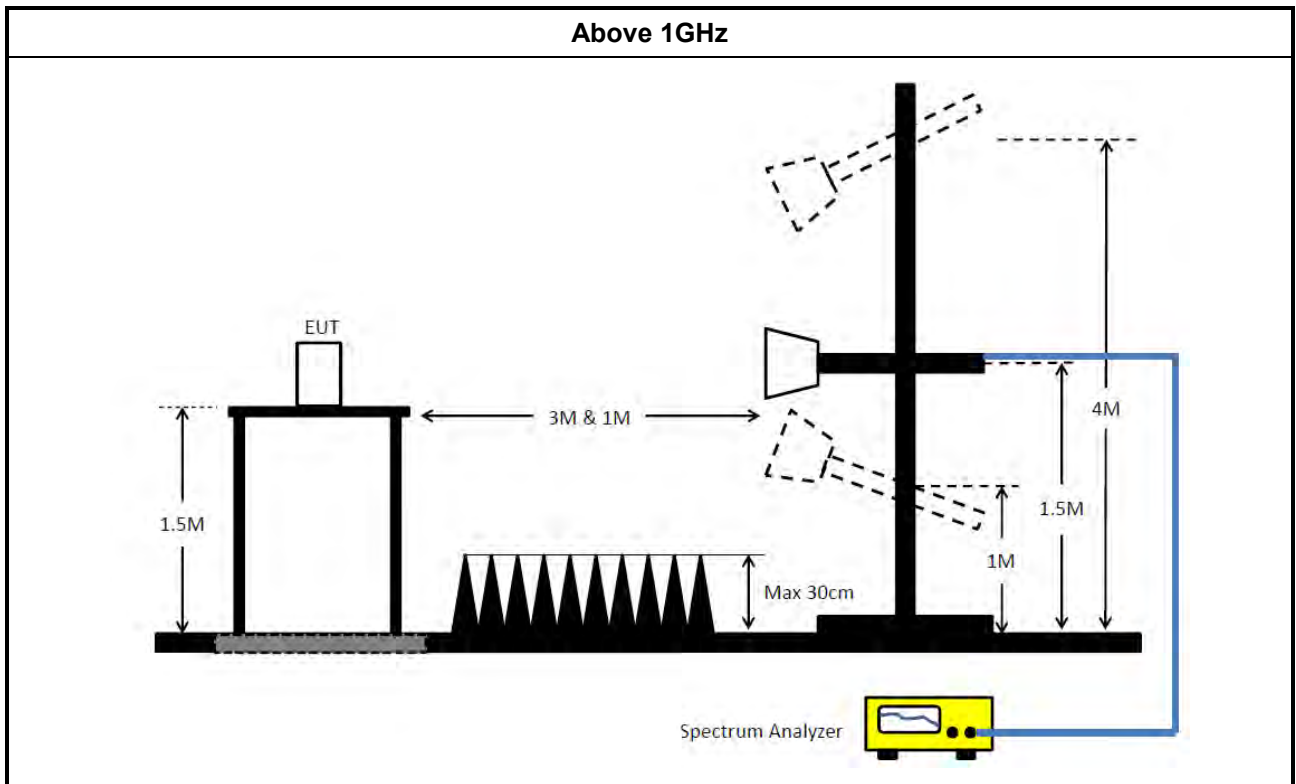
Refer a test equipment and calibration data table in this test report.

3.5.3 Test Procedures

Test Method	
<ul style="list-style-type: none"> ▪ Measurements may be performed at a distance other than the limit distance provided they are not performed in the near field and the emissions to be measured can be detected by the measurement equipment. Measurements shall not be performed at a distance greater than 30 m for frequencies above 30 MHz, unless it can be further demonstrated that measurements at a distance of 30 m or less are impractical. When performing measurements at a distance other than that specified, the results shall be extrapolated to the specified distance using an extrapolation factor of 20 dB/decade (inverse of linear distance for field-strength measurements, inverse of linear distance-squared for power-density measurements). 	
<ul style="list-style-type: none"> ▪ The average emission levels shall be measured in [duty cycle \geq 98 or duty factor]. 	
<ul style="list-style-type: none"> ▪ For the transmitter unwanted emissions shall be measured using following options below: 	
	<ul style="list-style-type: none"> ▪ Refer as KDB 789033, clause G)2) for unwanted emissions into non-restricted bands.
	<ul style="list-style-type: none"> ▪ Refer as KDB 789033, clause G)1) for unwanted emissions into restricted bands.
	<input checked="" type="checkbox"/> Refer as KDB 789033, G)6) Method VB (ANSI C63.10, clause 4.1.4.2.3), Reduced VBW.
	<input checked="" type="checkbox"/> Refer as KDB 789033, clause G)5) (ANSI C63.10, clause 4.1.4.2.2), measurement procedure peak limit.
<ul style="list-style-type: none"> ▪ For radiated measurement. 	
	<ul style="list-style-type: none"> ▪ Refer as ANSI C63.10, clause 6.4 for radiated emissions below 30 MHz and test distance is 3m.
	<ul style="list-style-type: none"> ▪ Refer as ANSI C63.10, clause 6.5 for radiated emissions 30 MHz to 1 GHz and test distance is 3m.
	<ul style="list-style-type: none"> ▪ Refer as ANSI C63.10, clause 6.6 for radiated emissions above 1GHz.
<ul style="list-style-type: none"> ▪ The any unwanted emissions level shall not exceed the fundamental emission level. 	
<ul style="list-style-type: none"> ▪ All amplitude of spurious emissions that are attenuated by more than 20 dB below the permissible value has no need to be reported. 	

3.5.4 Test Setup





3.5.5 Transmitter Unwanted Emissions (Below 30MHz)

The amplitude of spurious emissions which are attenuated by more than 20dB below the permissible value has no need to be reported.

3.5.6 Test Result of Transmitter Unwanted Emissions

Refer as Appendix E



3.6 Test Equipment and Calibration Data

Instrument for AC Conduction

Instrument	Manufacturer	Model No.	Serial No.	Spec.	Calibration Date	Calibration Due Date
EMC Receiver	R&S	ESR	102051	9KHz ~ 3.6GHz	03/May/2018	02/May/2019
LISN	R&S	ENV216	101295	9kHz ~ 30MHz	08/Nov/2018	07/Nov/2019
RF Cable-CON	MTJ	RG142	CB002-CO	9kHz ~ 200MHz	17/Sep/2018	16/Sep/2019
AC POWER	APC	AFC-11005G	F310050055	47Hz~63Hz 5~300V	NCR	NCR
Impuls Begrenzer Puls e Limiter	SCHWARZBEC K	VTSD 9561-F	9561-F041	9 kHz ~ 30 MHz	12/Oct/2018	11/Oct/2019

NCR : Non-Calibration Require

Instrument for Radiated Test

Instrument	Manufacturer	Model No.	Serial No.	Spec.	Calibration Date	Calibration Due Date
3m Semi Anechoic Chamber	SIDT FRANKONIA	SAC-3M	03CH02-HY	30MHz ~ 1GHz 3m	19/Oct/2018	18/Oct/2019
3m Semi Anechoic Chamber	SIDT FRANKONIA	SAC-3M	03CH02-HY	1GHz ~ 18GHz 3m	17/Oct/2018	16/Oct/2019
Amplifier	Agilent	8447D	2944A11149	100kHz ~ 1.3GHz	27Jul/2018	02/Jul/2019
Microwave Preamp	Agilent	8449B	3008A02373	1GHz ~ 26.5GHz	23/Oct/2018	22/Oct/2019
Signal Analyzer	R&S	FSV40	101500	10Hz ~ 40GHz	18/Jul/2018	17/Jul/2019
RF Cable-R03m	Jye Bao	RG142	CB017	9kHz ~ 1GHz	18/Jan/2019	17/Jan/2020
RF Cable-high	SUHNER	SUCOFLEX104	MY34918/4	1GHz ~ 40GHz	18/Jan/2019	17/Jan/2020
Bilog Antenna & 5dB Attenuator	SCHAFFNER / MTJ	CBL 6112B / MTJ6102-05	2723 / 2	30MHz ~ 1GHz	08/Sep/2018	07/Sep/2019
Preamp	MITEQ	TTA1840-35-HG	1864481	18GHz ~ 40GHz	24/Aug/2018	23/Aug/2019
EMI Test Receiver	R&S	ESR3	102052	9kHz ~ 3.6GHz	10/Apr/2018	09/Apr/2019
Loop Antenna	TESEQ	HLA 6120	31244	9k-30MHz	29/Mar/2018	28/Mar/2019
Broadband Horn Antenna	SCHWARZBEC K	BBHA 9170	BBHA 9170221	15GHz ~ 40GHz	12/Mar/2018	11/Mar/2019
Double Ridged Guide Horn Antenna	SCHWARZBEC K	BBHA 9120 D	BBHA 9120 D 01543	1GHz ~ 18GHz	11/May/2018	10/May/2019



Instrument for Conducted Test

Instrument	Manufacturer	Model No.	Serial No.	Spec.	Calibration Date	Calibration Due Date
Spectrum Analyzer	R&S	FSV 40	101500	10Hz~40GHz	18/Jul/2018	17/Jul/2019
Power Sensor	Anritsu	MA2411B	1339407	300MHz ~ 40GHz	17/Nov/2018	16/Nov/2019
Power Meter	Anritsu	ML2495A	1517010	300MHz ~ 40GHz	17/Nov/2018	16/Nov/2019
Cable 0.2m	HUBER	MY10710/4	RF Cable - 01	30MHz~1G	10/Jan/2019	09/Jan/2020
Cable 0.2m	HUBER	MY10710/4	RF Cable - 01	1G~18G	10/Jan/2019	09/Jan/2020
Cable 0.5m	HUBER	MY10714/4	RF Cable - 05	1G~18G	10/Jan/2019	09/Jan/2020
Cable 0.5m	HUBER	MY10715/4	RF Cable - 06	1G~18G	10/Jan/2019	09/Jan/2020
Cable 0.5m	HUBER	MY10715/4	RF Cable - 06	1G~18G	10/Jan/2019	09/Jan/2020
Cable 0.5m	HUBER	MY10721/4	RF Cable - 07	1G~18G	10/Jan/2019	09/Jan/2020
Cable 0.5m	HUBER	MY10721/4	RF Cable - 07	1G~18G	10/Jan/2019	09/Jan/2020
Cable 1.5m	HUBER	MY37973/4	RF Cable - 16	1G~18G	10/Jan/2019	09/Jan/2020
SMB100A Signal Generator	R&S	SMB100A03	181147	100kHz~40GHz	12/Nov/2018	10/Nov/2020

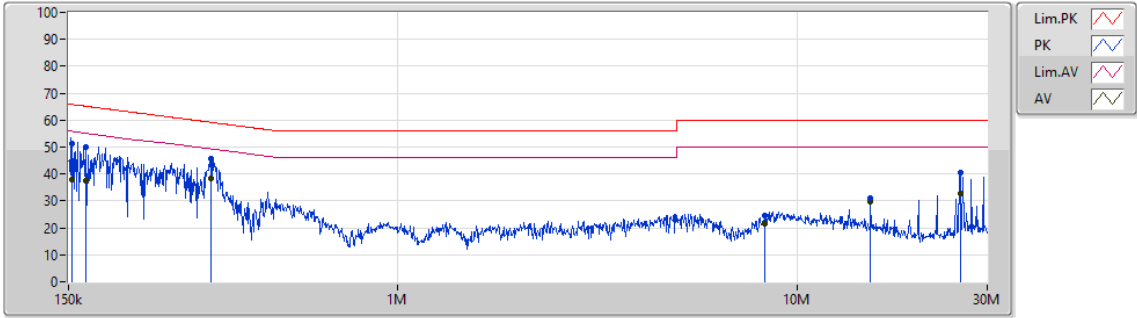


AC Power-line Conducted Emissions Result

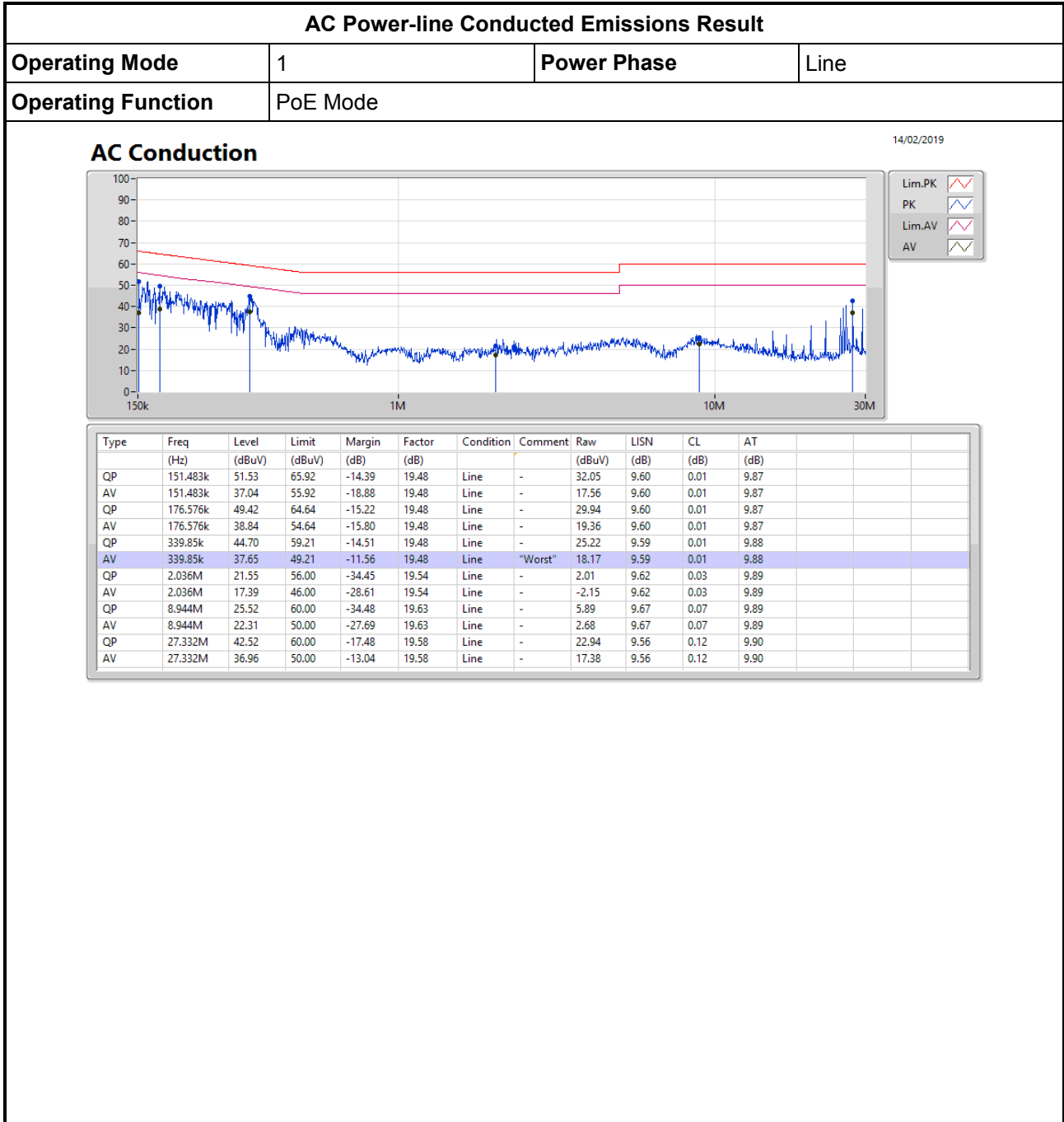
Operating Mode	1	Power Phase	Neutral
Operating Function	PoE Mode		

AC Conduction

14/02/2019



Type	Freq (Hz)	Level (dBuV)	Limit (dBuV)	Margin (dB)	Factor (dB)	Condition	Comment	Raw (dBuV)	LISN (dB)	CL (dB)	AT (dB)
QP	153.075k	51.49	65.83	-14.34	19.48	Neutral	-	32.01	9.60	0.01	9.87
AV	153.075k	38.11	55.83	-17.72	19.48	Neutral	-	18.63	9.60	0.01	9.87
QP	165.59k	49.91	65.18	-15.27	19.48	Neutral	-	30.43	9.60	0.01	9.87
AV	165.59k	37.59	55.18	-17.59	19.48	Neutral	-	18.11	9.60	0.01	9.87
QP	340.69k	45.53	59.19	-13.66	19.48	Neutral	-	26.05	9.59	0.01	9.88
AV	340.69k	38.50	49.19	-10.69	19.48	Neutral	"Worst"	19.02	9.59	0.01	9.88
QP	8.337M	24.73	60.00	-35.27	19.61	Neutral	-	5.12	9.66	0.06	9.89
AV	8.337M	21.53	50.00	-28.47	19.61	Neutral	-	1.92	9.66	0.06	9.89
QP	15.328M	31.20	60.00	-28.80	19.67	Neutral	-	11.53	9.68	0.09	9.90
AV	15.328M	29.63	50.00	-20.37	19.67	Neutral	-	9.96	9.68	0.09	9.90
QP	25.794M	40.35	60.00	-19.65	19.69	Neutral	-	20.66	9.67	0.12	9.90
AV	25.794M	32.87	50.00	-17.13	19.69	Neutral	-	13.18	9.67	0.12	9.90





Summary

Mode	Max-N dB (Hz)	Max-OBW (Hz)	ITU-Code	Min-N dB (Hz)	Min-OBW (Hz)
5.15-5.25GHz	-	-	-	-	-
802.11a_Nss1,(6Mbps)_1TX(Port1)	44.875M	28.536M	28M5D1D	21.475M	16.492M
802.11a_Nss1,(6Mbps)_1TX(Port2)	45.975M	29.46M	29M5D1D	39.55M	19.49M
802.11a_Nss1,(6Mbps)_2TX	46.025M	29.785M	29M8D1D	20.425M	16.417M
802.11ac VHT20_Nss1,(MCS0)_2TX	28M	17.741M	17M7D1D	21.075M	17.641M
802.11ac VHT40_Nss1,(MCS0)_2TX	74.45M	36.382M	36M4D1D	39.9M	35.932M
802.11ac VHT80_Nss1,(MCS0)_2TX	85.5M	75.862M	75M9D1D	85.1M	75.762M
5.725-5.85GHz	-	-	-	-	-
802.11a_Nss1,(6Mbps)_1TX(Port1)	16.3M	34.358M	34M4D1D	16.275M	32.559M
802.11a_Nss1,(6Mbps)_1TX(Port2)	16.35M	34.358M	34M4D1D	16.05M	33.808M
802.11a_Nss1,(6Mbps)_2TX	16.35M	34.508M	34M5D1D	16.275M	31.134M
802.11ac VHT20_Nss1,(MCS0)_2TX	17.575M	19.865M	19M9D1D	17.15M	17.891M
802.11ac VHT40_Nss1,(MCS0)_2TX	35.35M	46.177M	46M2D1D	33.8M	39.48M
802.11ac VHT80_Nss1,(MCS0)_2TX	75.3M	76.062M	76M1D1D	73.8M	76.062M

Max-N dB = Maximum 6dB down bandwidth for 5.725-5.85GHz band / Maximum 26dB down bandwidth for other band;
Max-OBW = Maximum 99% occupied bandwidth;
Min-N dB = Minimum 6dB down bandwidth for 5.725-5.85GHz band / Maximum 26dB down bandwidth for other band;
Min-OBW = Minimum 99% occupied bandwidth;

Result

Mode	Result	Limit (Hz)	Port 1-N dB (Hz)	Port 1-OBW (Hz)	Port 2-N dB (Hz)	Port 2-OBW (Hz)
802.11a_Nss1,(6Mbps)_1TX(Port1)	-	-	-	-	-	-
5180MHz	Pass	Inf	21.475M	16.492M		
5200MHz	Pass	Inf	44.875M	28.536M		
5240MHz	Pass	Inf	39.95M	19.84M		
5745MHz	Pass	500k	16.3M	32.559M		
5785MHz	Pass	500k	16.275M	34.133M		
5825MHz	Pass	500k	16.275M	34.358M		
802.11a_Nss1,(6Mbps)_1TX(Port2)	-	-	-	-	-	-
5180MHz	Pass	Inf			39.8M	20.865M
5200MHz	Pass	Inf			45.975M	29.46M
5240MHz	Pass	Inf			39.55M	19.49M
5745MHz	Pass	500k			16.05M	34.033M
5785MHz	Pass	500k			16.35M	33.808M
5825MHz	Pass	500k			16.325M	34.358M
802.11a_Nss1,(6Mbps)_2TX	-	-	-	-	-	-
5180MHz	Pass	Inf	21.575M	16.467M	20.425M	16.417M
5200MHz	Pass	Inf	46.025M	29.785M	44.1M	26.485M
5240MHz	Pass	Inf	39.45M	19.715M	35.9M	17.191M
5745MHz	Pass	500k	16.3M	33.183M	16.35M	34.483M
5785MHz	Pass	500k	16.3M	31.784M	16.35M	34.108M
5825MHz	Pass	500k	16.275M	31.134M	16.325M	34.508M
802.11ac VHT20_Nss1,(MCS0)_2TX	-	-	-	-	-	-
5180MHz	Pass	Inf	21.35M	17.641M	21.075M	17.641M
5200MHz	Pass	Inf	23M	17.691M	26.35M	17.691M
5240MHz	Pass	Inf	28M	17.716M	26.15M	17.741M
5745MHz	Pass	500k	17.55M	17.891M	17.55M	18.241M
5785MHz	Pass	500k	17.575M	18.891M	17.575M	18.766M
5825MHz	Pass	500k	17.15M	19.865M	17.55M	19.215M
802.11ac VHT40_Nss1,(MCS0)_2TX	-	-	-	-	-	-
5190MHz	Pass	Inf	39.9M	35.932M	40.1M	35.932M
5230MHz	Pass	Inf	74.45M	36.382M	73.9M	36.332M
5755MHz	Pass	500k	35.1M	39.48M	35.25M	44.478M
5795MHz	Pass	500k	33.8M	46.077M	35.35M	46.177M
802.11ac VHT80_Nss1,(MCS0)_2TX	-	-	-	-	-	-
5210MHz	Pass	Inf	85.5M	75.762M	85.1M	75.862M
5775MHz	Pass	500k	73.8M	76.062M	75.3M	76.062M

Port X-N dB = Port X 6dB down bandwidth for 5.725-5.85GHz band / 26dB down bandwidth for other band

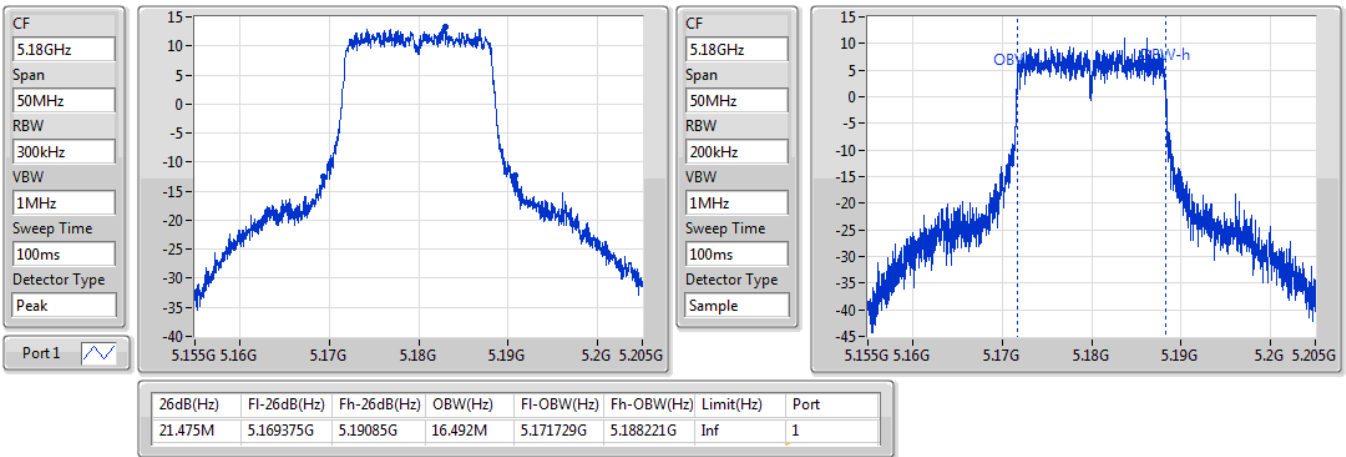
Port X-OBW = Port X 99% occupied bandwidth;

802.11a_Nss1,(6Mbps)_1TX(Port1)

EBW

5180MHz

08/03/2019

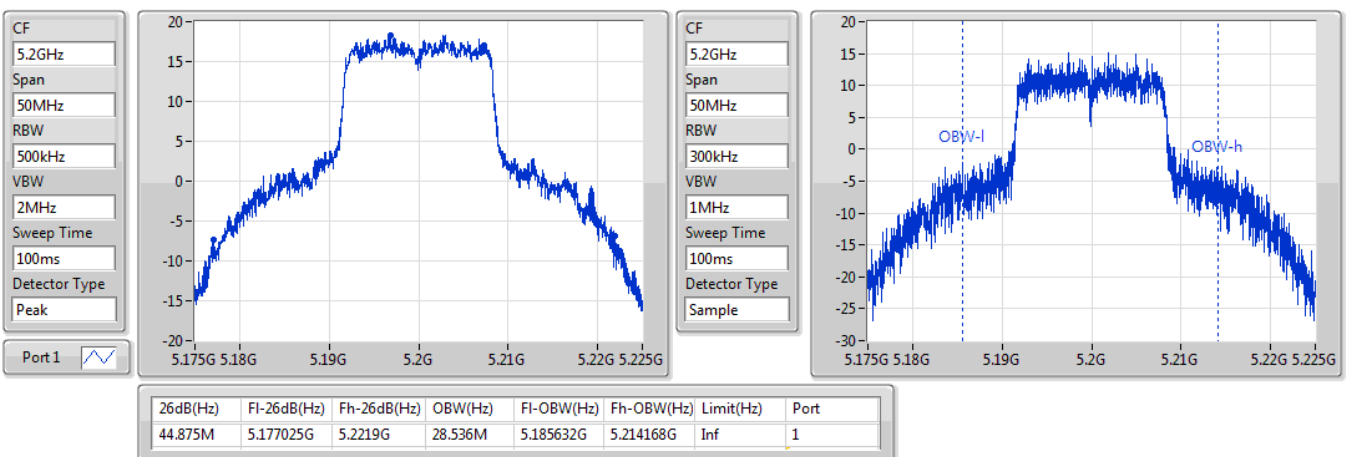


802.11a_Nss1,(6Mbps)_1TX(Port1)

EBW

5200MHz

08/03/2019



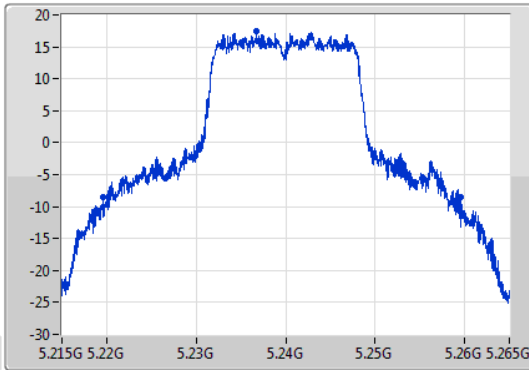
802.11a_Nss1,(6Mbps)_1TX(Port1)

EBW

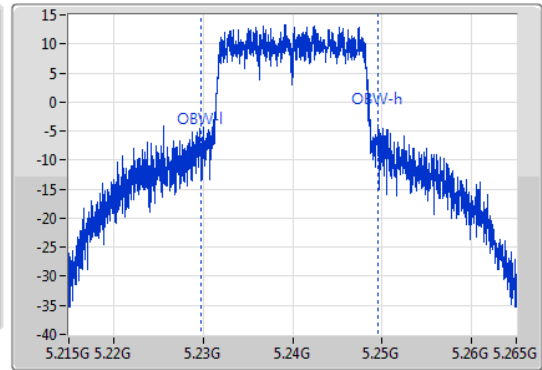
5240MHz

08/03/2019

CF
5.24GHz
Span
50MHz
RBW
500kHz
VBW
2MHz
Sweep Time
100ms
Detector Type
Peak
Port 1



CF
5.24GHz
Span
50MHz
RBW
300kHz
VBW
1MHz
Sweep Time
100ms
Detector Type
Sample



26dB(Hz)	Fl-26dB(Hz)	Fh-26dB(Hz)	OBW(Hz)	Fl-OBW(Hz)	Fh-OBW(Hz)	Limit(Hz)	Port
39.95M	5.2196G	5.25955G	19.84M	5.22973G	5.24957G	Inf	1

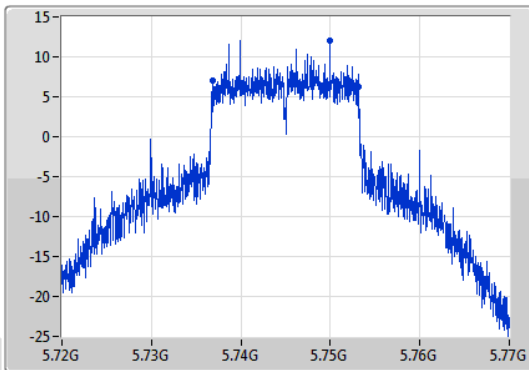
802.11a_Nss1,(6Mbps)_1TX(Port1)

EBW

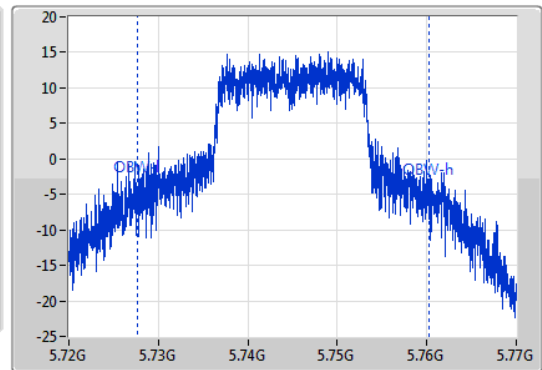
5745MHz

28/03/2019

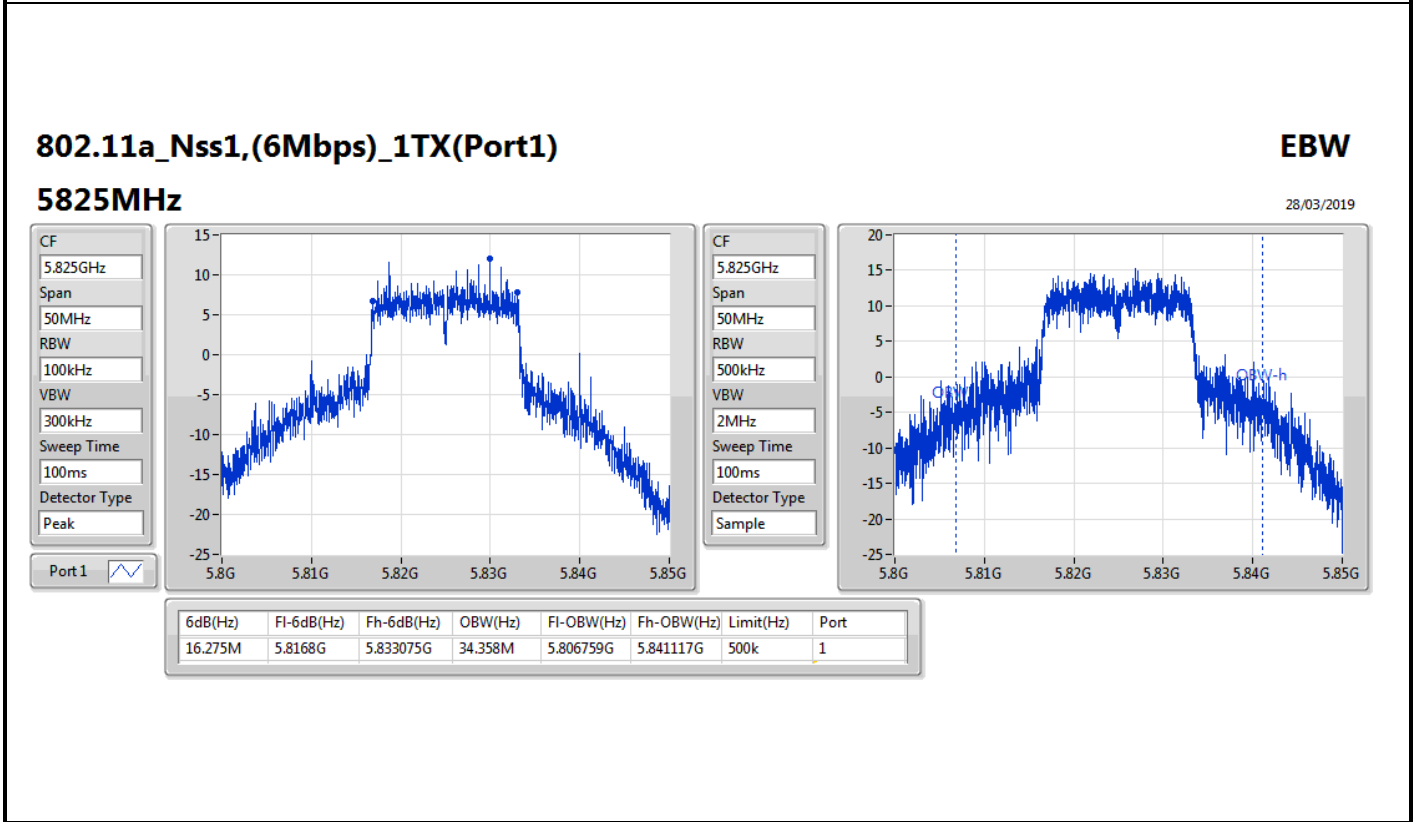
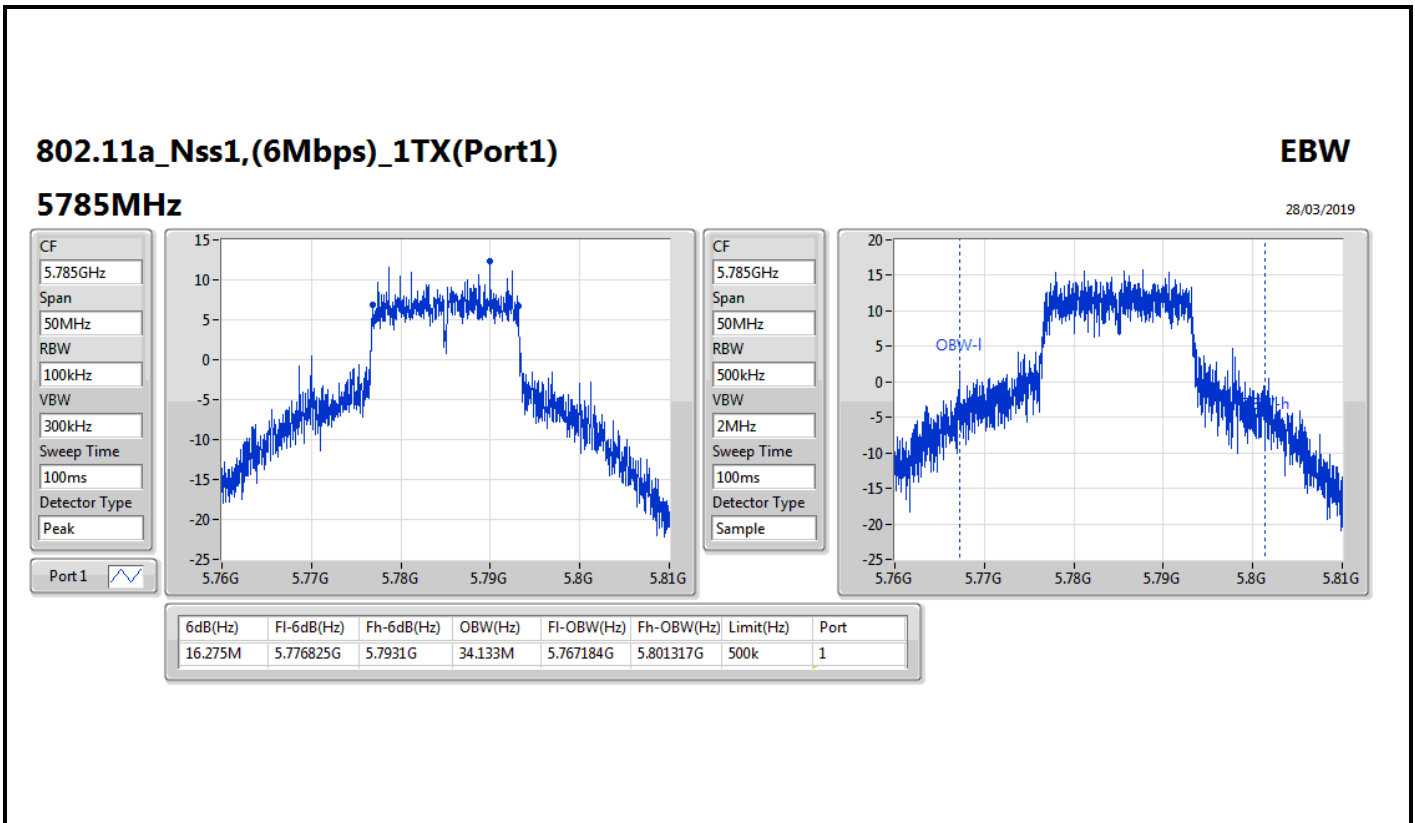
CF
5.745GHz
Span
50MHz
RBW
100kHz
VBW
300kHz
Sweep Time
100ms
Detector Type
Peak
Port 1

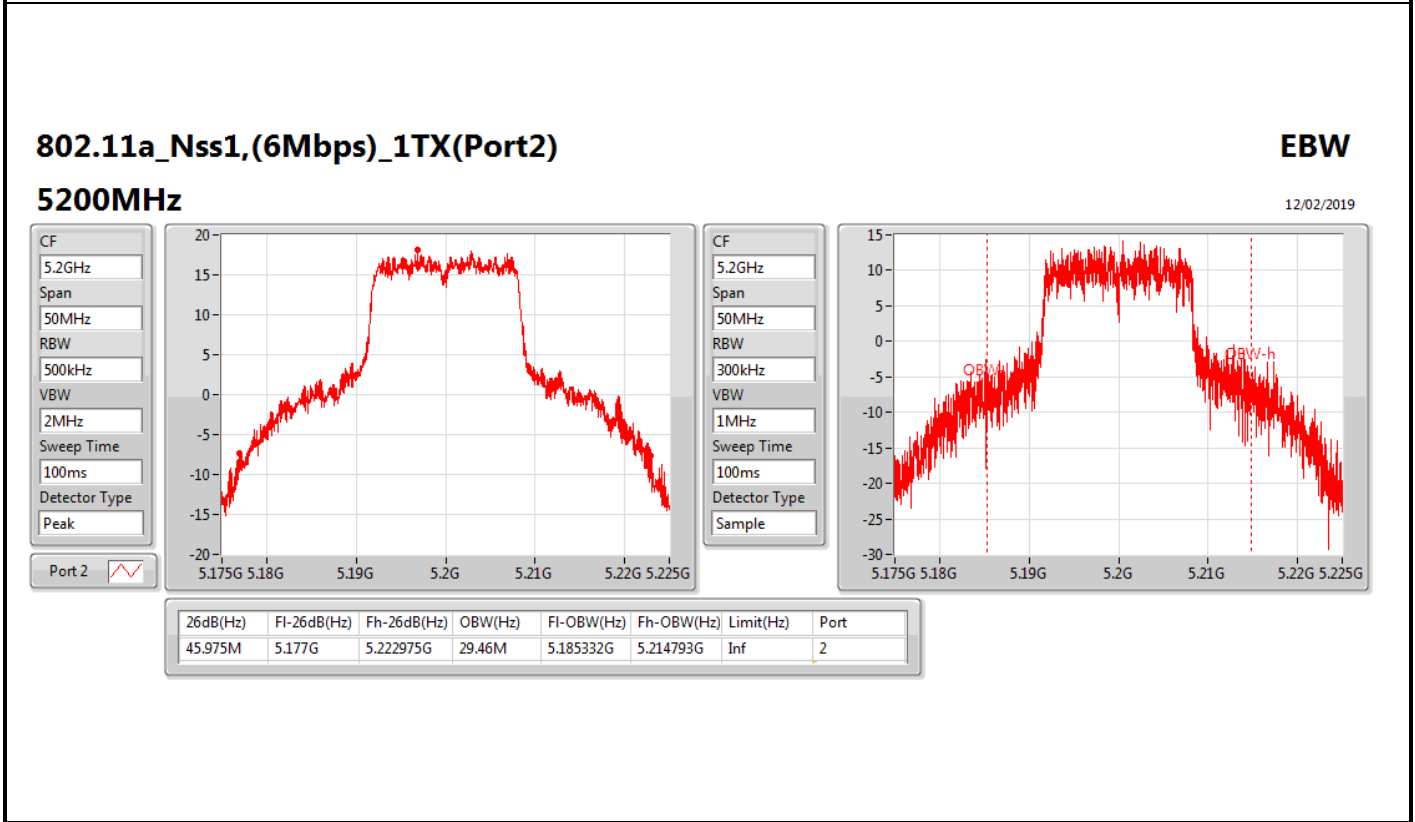
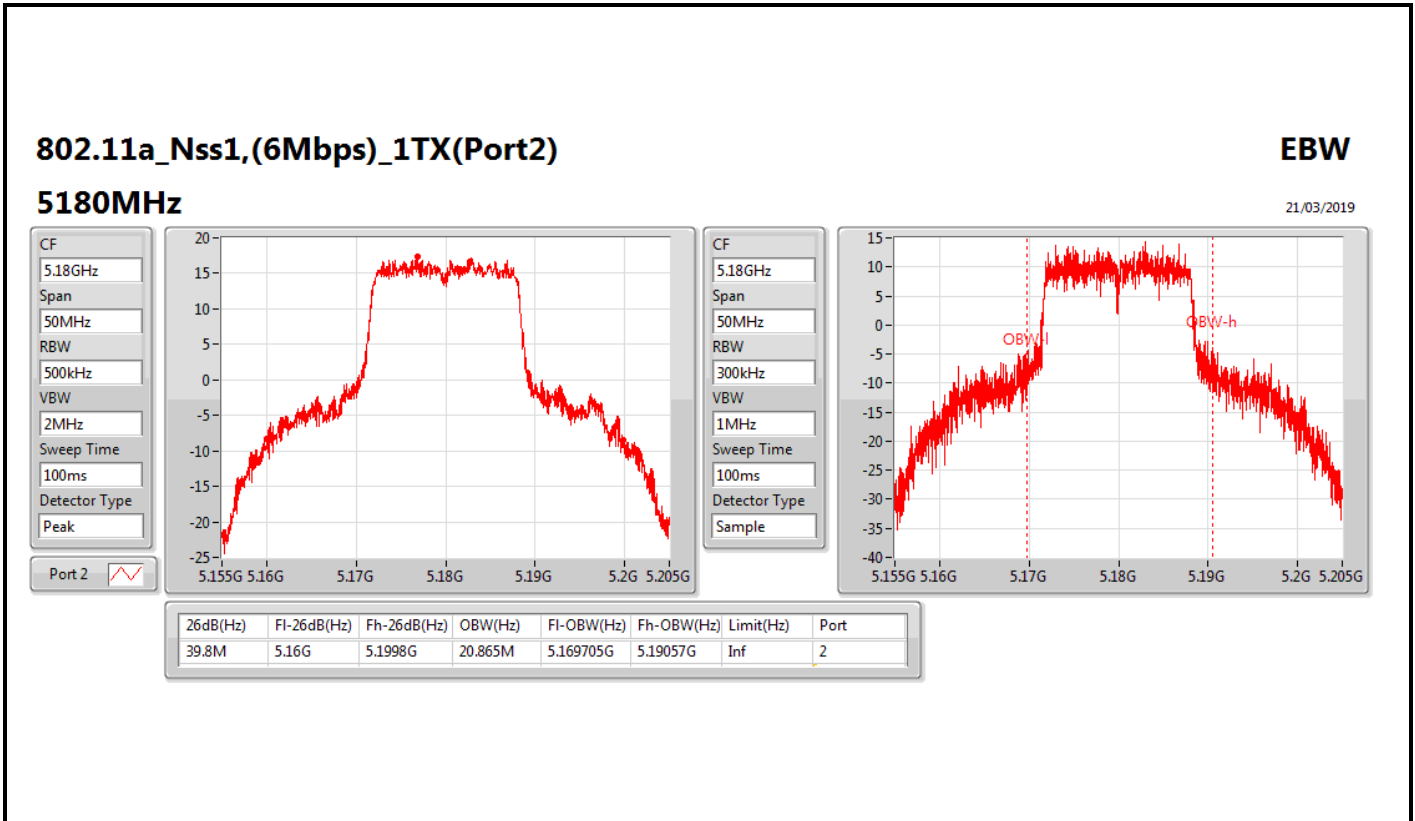


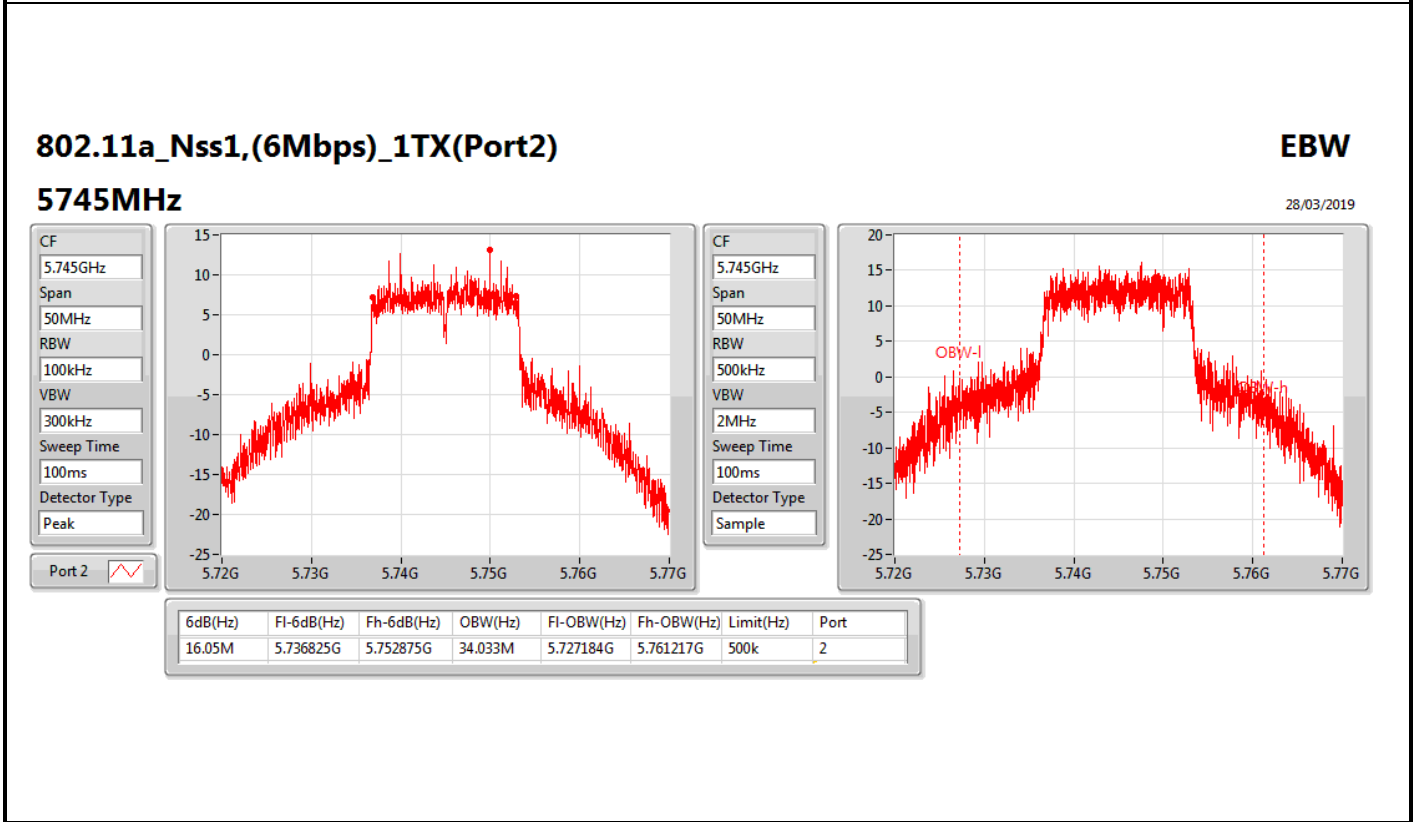
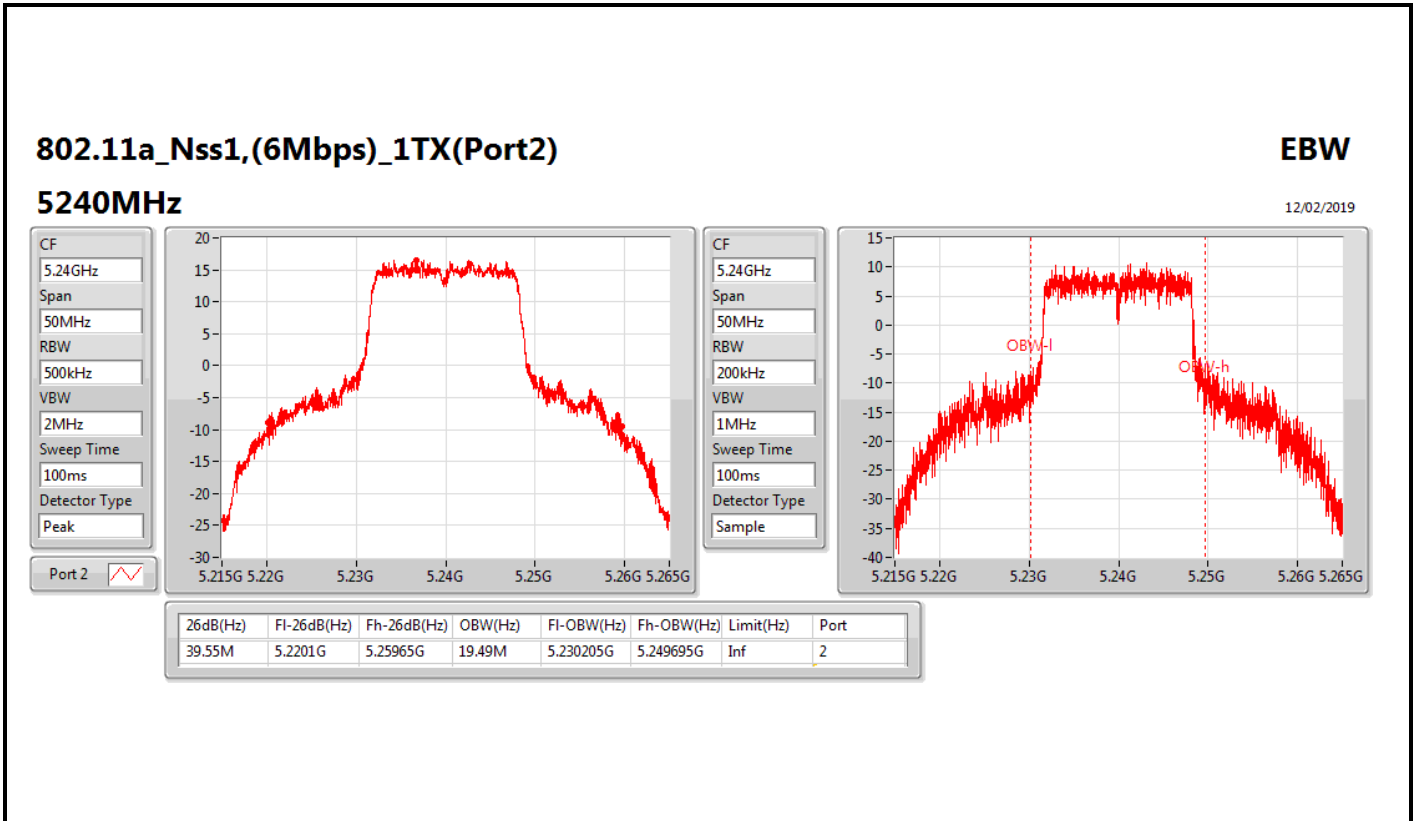
CF
5.745GHz
Span
50MHz
RBW
500kHz
VBW
2MHz
Sweep Time
100ms
Detector Type
Sample

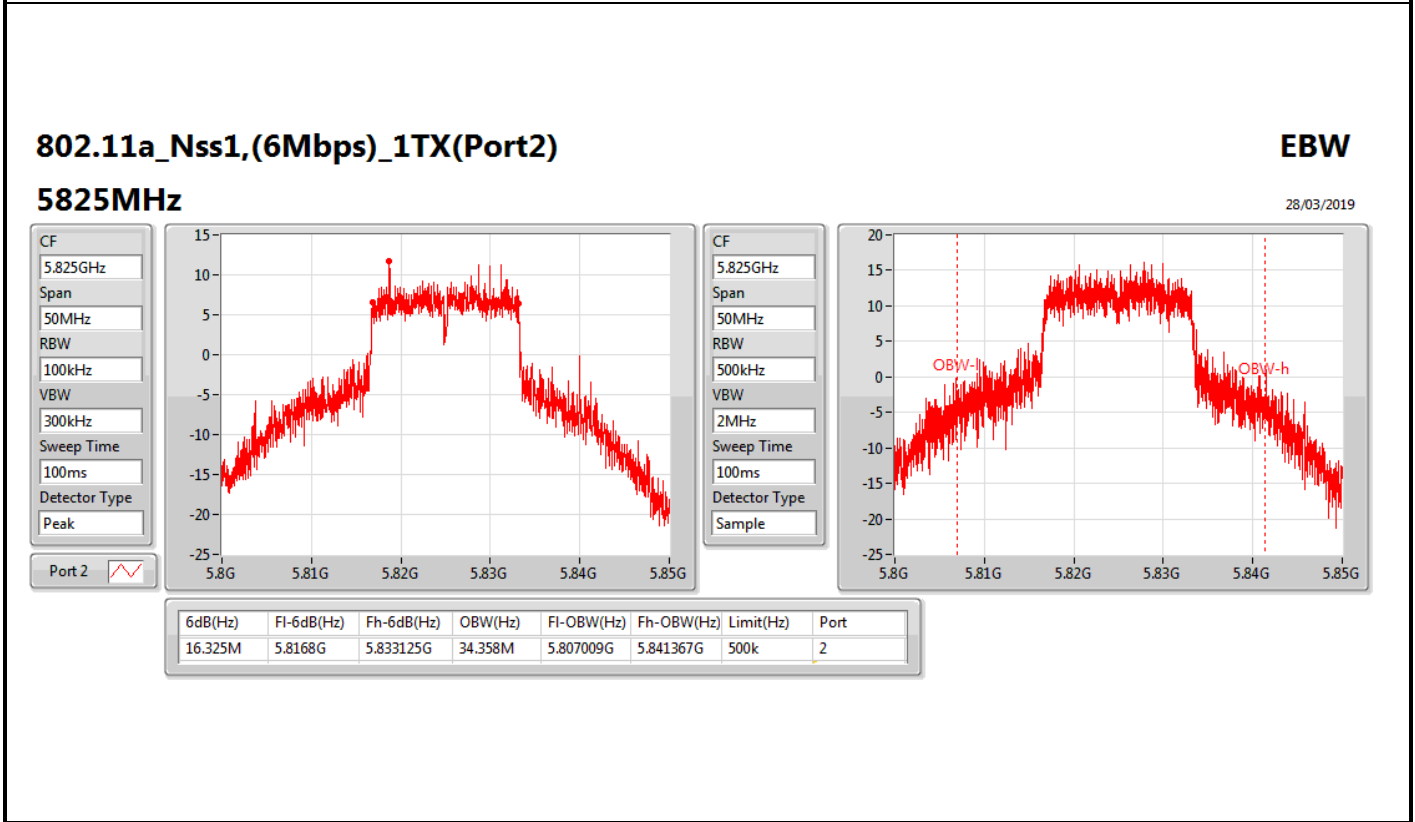
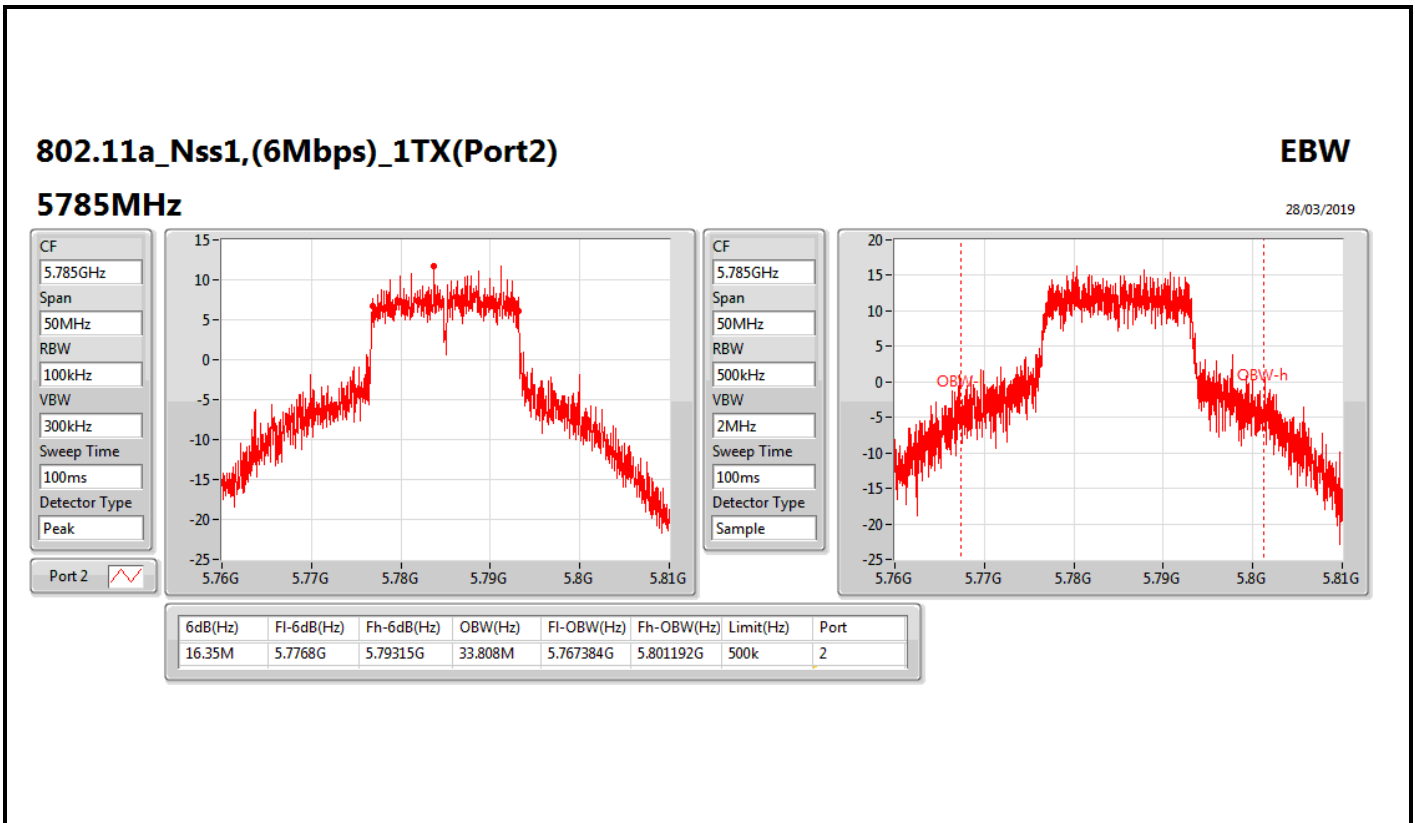


6dB(Hz)	Fl-6dB(Hz)	Fh-6dB(Hz)	OBW(Hz)	Fl-OBW(Hz)	Fh-OBW(Hz)	Limit(Hz)	Port
16.3M	5.736825G	5.753125G	32.559M	5.727684G	5.760242G	500k	1









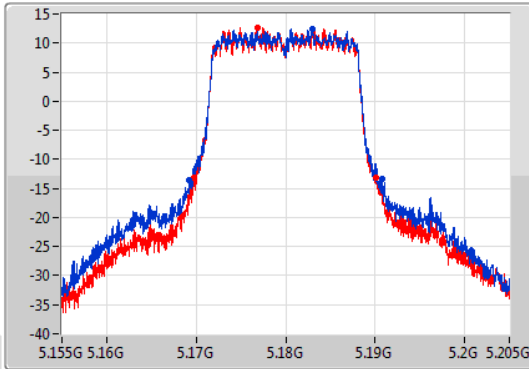
802.11a_Nss1,(6Mbps)_2TX

EBW

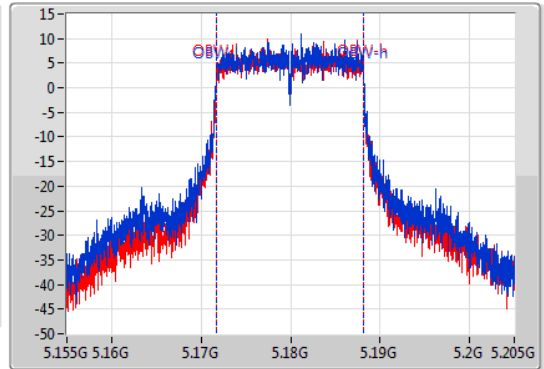
5180MHz

08/03/2019

CF
5.18GHz
Span
50MHz
RBW
300kHz
VBW
1MHz
Sweep Time
100ms
Detector Type
Peak



CF
5.18GHz
Span
50MHz
RBW
200kHz
VBW
1MHz
Sweep Time
100ms
Detector Type
Sample



26dB(Hz)	Fl-26dB(Hz)	Fh-26dB(Hz)	OBW(Hz)	Fl-OBW(Hz)	Fh-OBW(Hz)	Limit(Hz)	Port
21.575M	5.16925G	5.190825G	16.467M	5.171704G	5.188171G	Inf	1
20.425M	5.1697G	5.190125G	16.417M	5.171729G	5.188146G	Inf	2

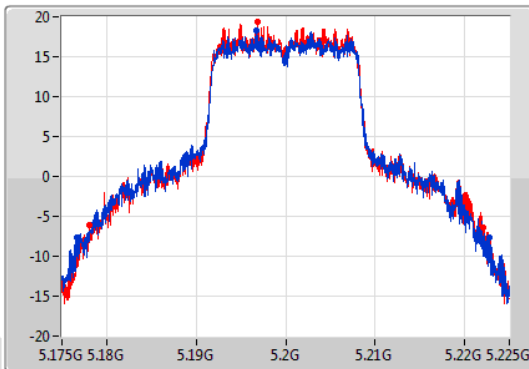
802.11a_Nss1,(6Mbps)_2TX

EBW

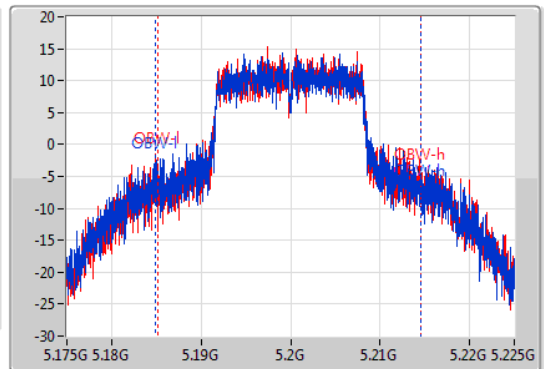
5200MHz

08/03/2019

CF
5.2GHz
Span
50MHz
RBW
500kHz
VBW
2MHz
Sweep Time
100ms
Detector Type
Peak



CF
5.2GHz
Span
50MHz
RBW
300kHz
VBW
1MHz
Sweep Time
100ms
Detector Type
Sample



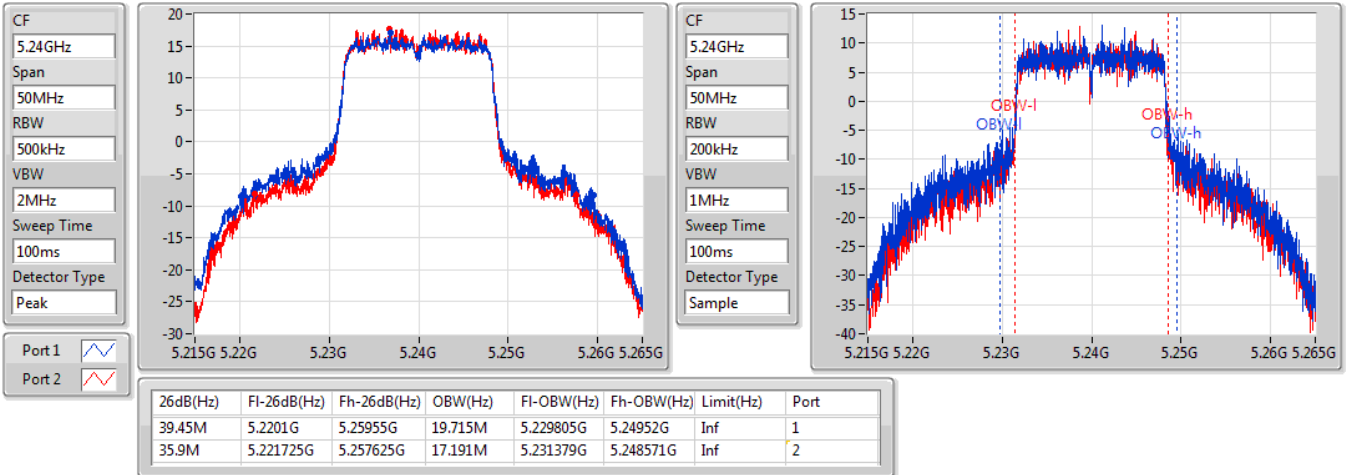
26dB(Hz)	Fl-26dB(Hz)	Fh-26dB(Hz)	OBW(Hz)	Fl-OBW(Hz)	Fh-OBW(Hz)	Limit(Hz)	Port
46.025M	5.176725G	5.22275G	29.785M	5.184833G	5.214618G	Inf	1
44.1M	5.178G	5.2221G	29.485M	5.185132G	5.214618G	Inf	2

802.11a_Nss1,(6Mbps)_2TX

EBW

5240MHz

08/03/2019

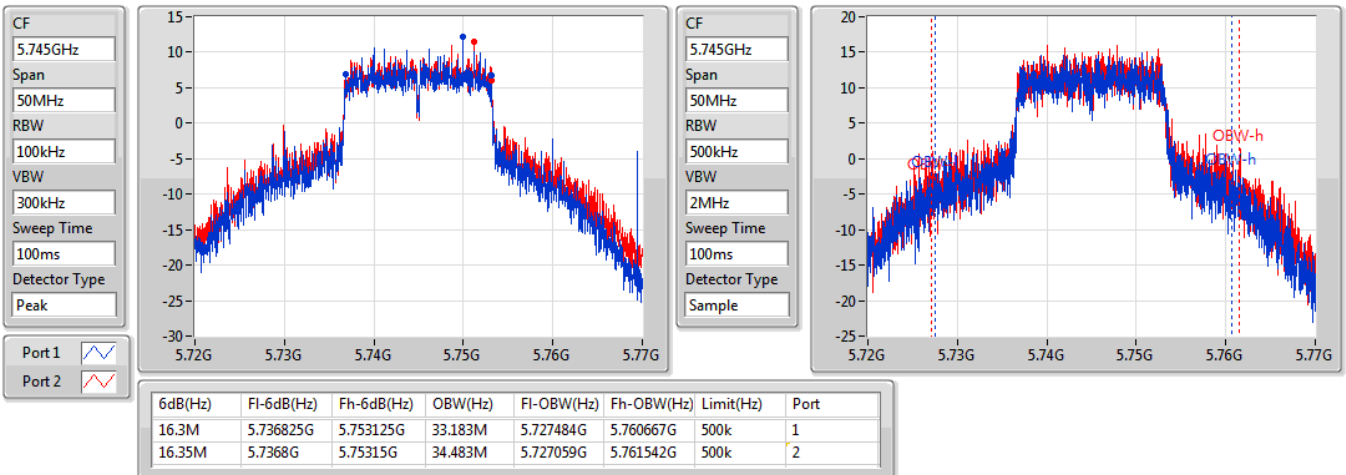


802.11a_Nss1,(6Mbps)_2TX

EBW

5745MHz

28/03/2019



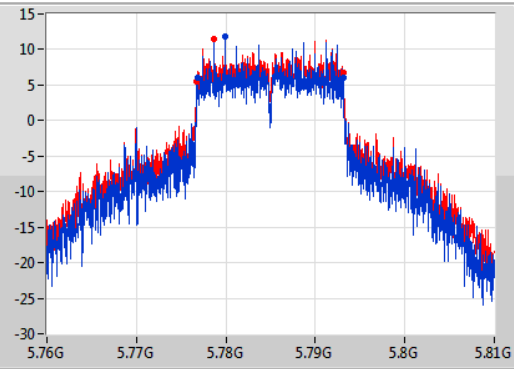
802.11a_Nss1,(6Mbps)_2TX

EBW

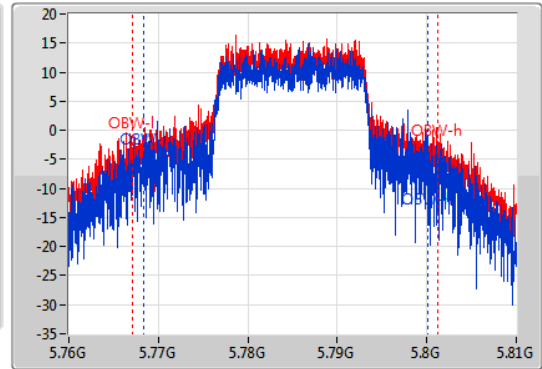
5785MHz

28/03/2019

CF
5.785GHz
Span
50MHz
RBW
100kHz
VBW
300kHz
Sweep Time
100ms
Detector Type
Peak



CF
5.785GHz
Span
50MHz
RBW
500kHz
VBW
2MHz
Sweep Time
100ms
Detector Type
Sample



6dB(Hz)	Fl-6dB(Hz)	Fh-6dB(Hz)	OBW(Hz)	Fl-OBW(Hz)	Fh-OBW(Hz)	Limit(Hz)	Port
16.3M	5.7768G	5.7931G	31.784M	5.768308G	5.800092G	500k	1
16.35M	5.776775G	5.793125G	34.108M	5.767134G	5.801242G	500k	2

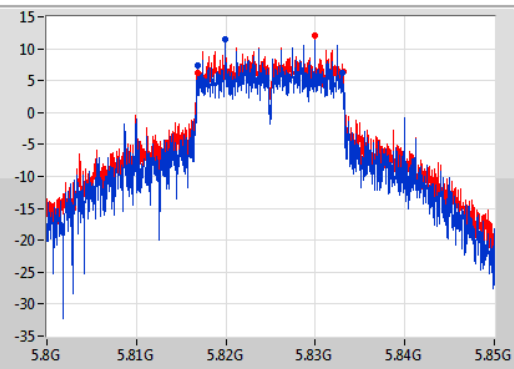
802.11a_Nss1,(6Mbps)_2TX

EBW

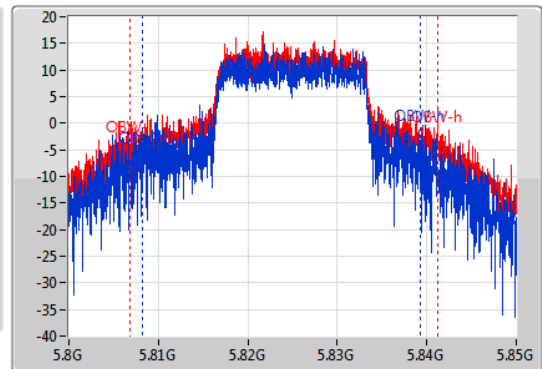
5825MHz

28/03/2019

CF
5.825GHz
Span
50MHz
RBW
100kHz
VBW
300kHz
Sweep Time
100ms
Detector Type
Peak



CF
5.825GHz
Span
50MHz
RBW
500kHz
VBW
2MHz
Sweep Time
100ms
Detector Type
Sample



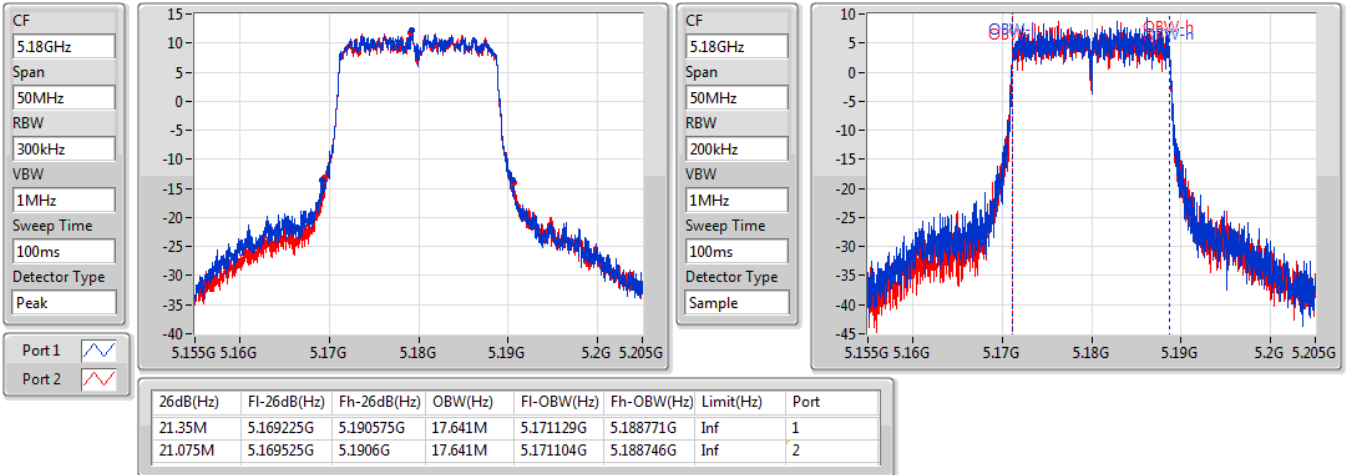
6dB(Hz)	Fl-6dB(Hz)	Fh-6dB(Hz)	OBW(Hz)	Fl-OBW(Hz)	Fh-OBW(Hz)	Limit(Hz)	Port
16.275M	5.8168G	5.833075G	31.134M	5.808183G	5.839318G	500k	1
16.325M	5.8168G	5.833125G	34.508M	5.806784G	5.841292G	500k	2

802.11ac VHT20_Nss1,(MCS0)_2TX

EBW

5180MHz

12/02/2019

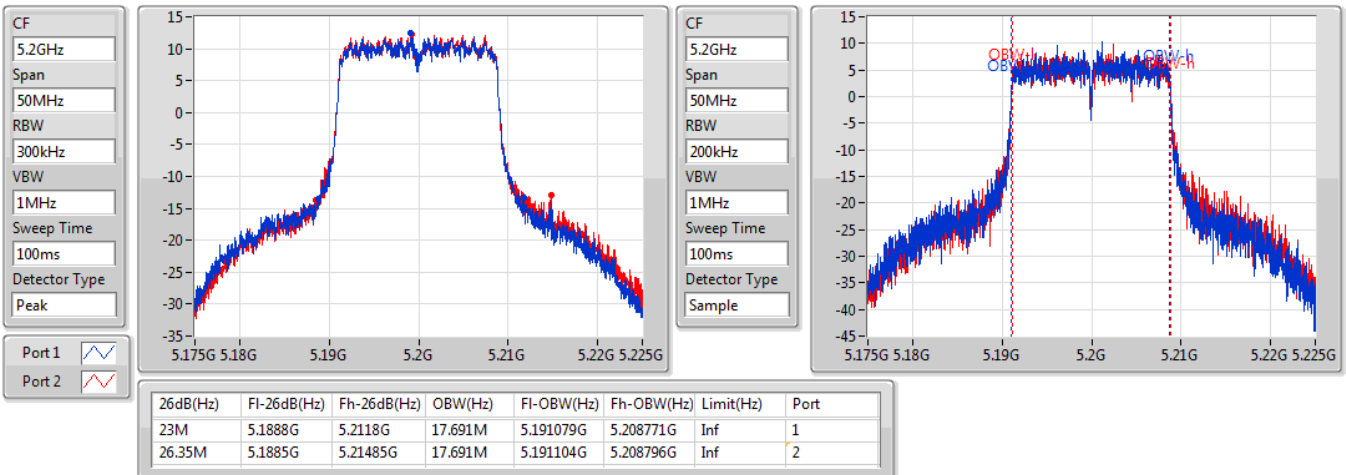


802.11ac VHT20_Nss1,(MCS0)_2TX

EBW

5200MHz

12/02/2019

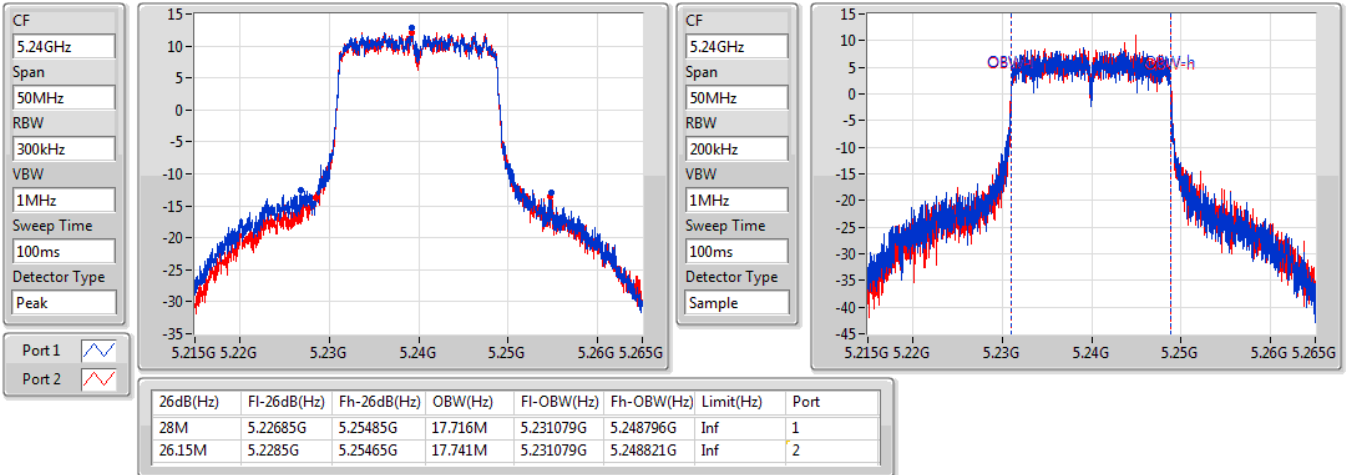


802.11ac VHT20_Nss1,(MCS0)_2TX

EBW

5240MHz

12/02/2019

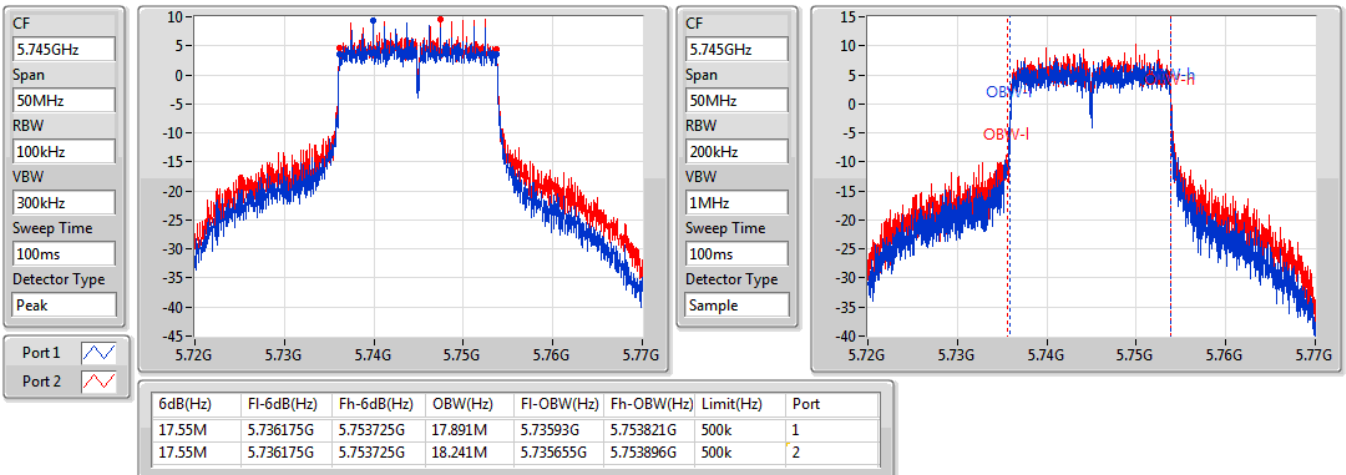


802.11ac VHT20_Nss1,(MCS0)_2TX

EBW

5745MHz

28/03/2019

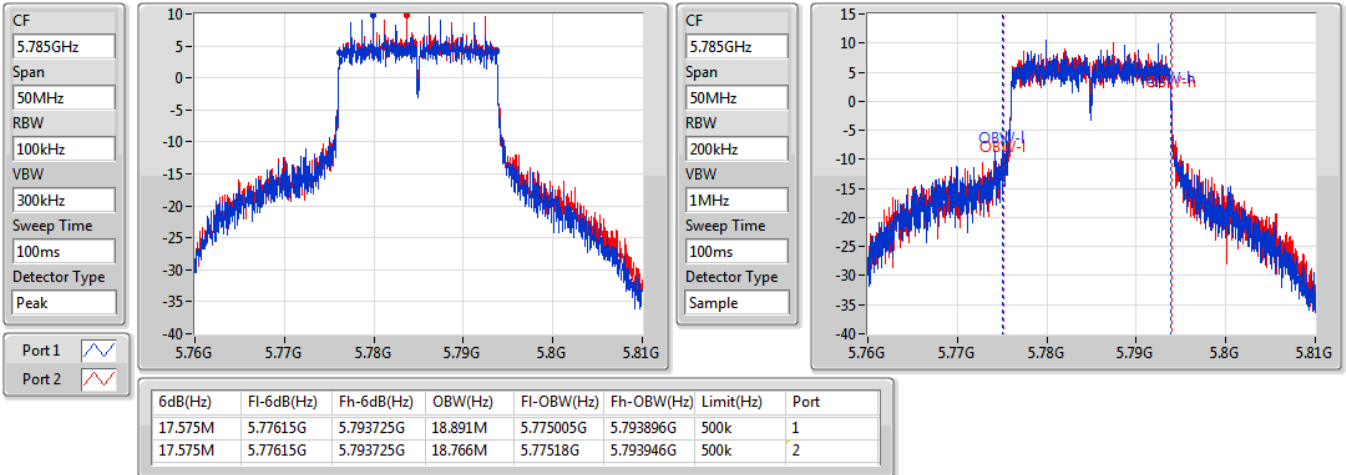


802.11ac VHT20_Nss1,(MCS0)_2TX

EBW

5785MHz

28/03/2019

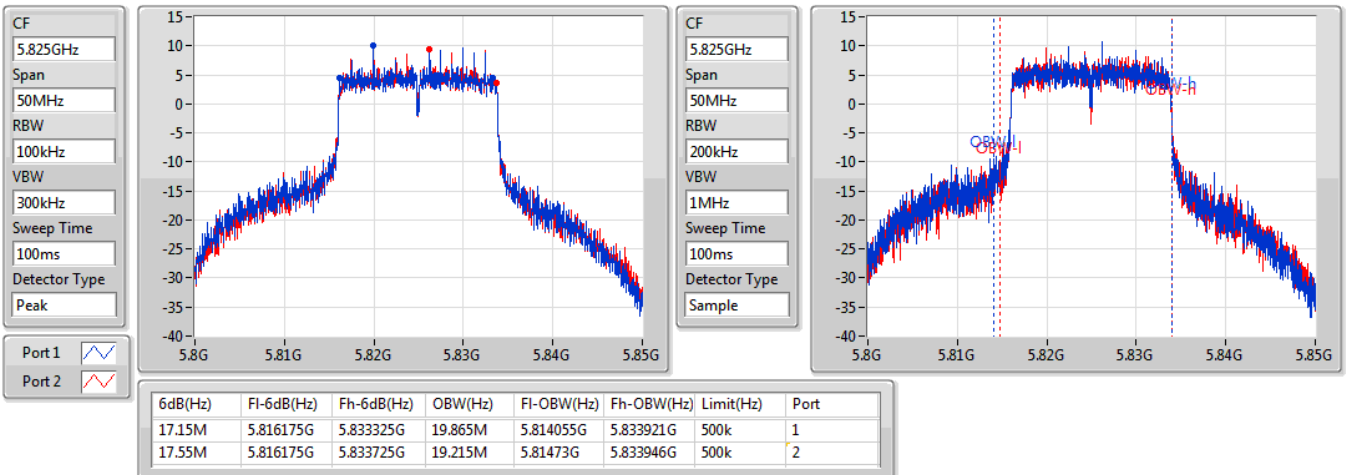


802.11ac VHT20_Nss1,(MCS0)_2TX

EBW

5825MHz

28/03/2019

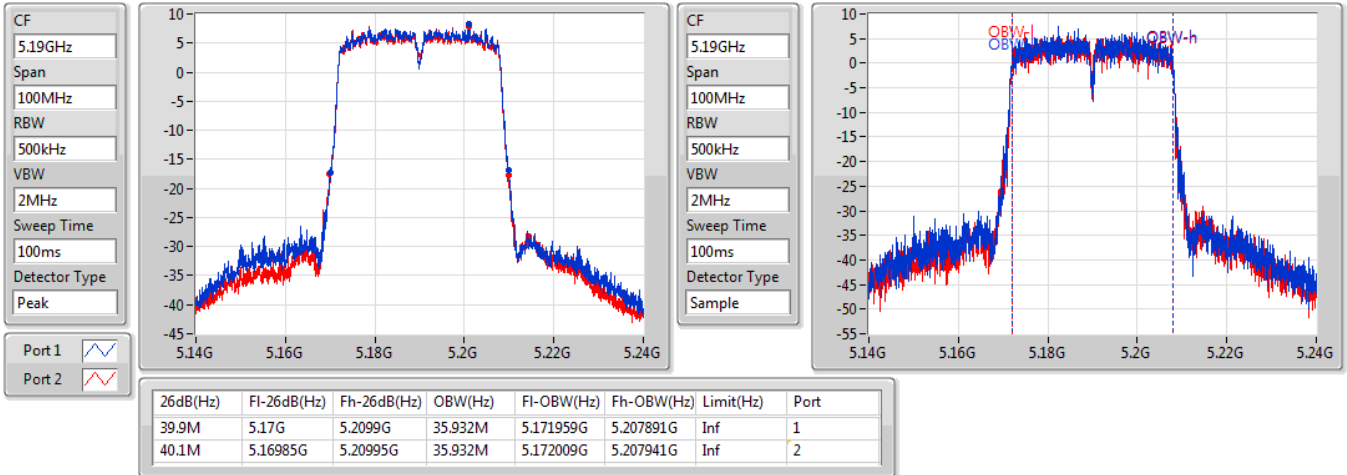


802.11ac VHT40_Nss1,(MCS0)_2TX

EBW

5190MHz

12/02/2019

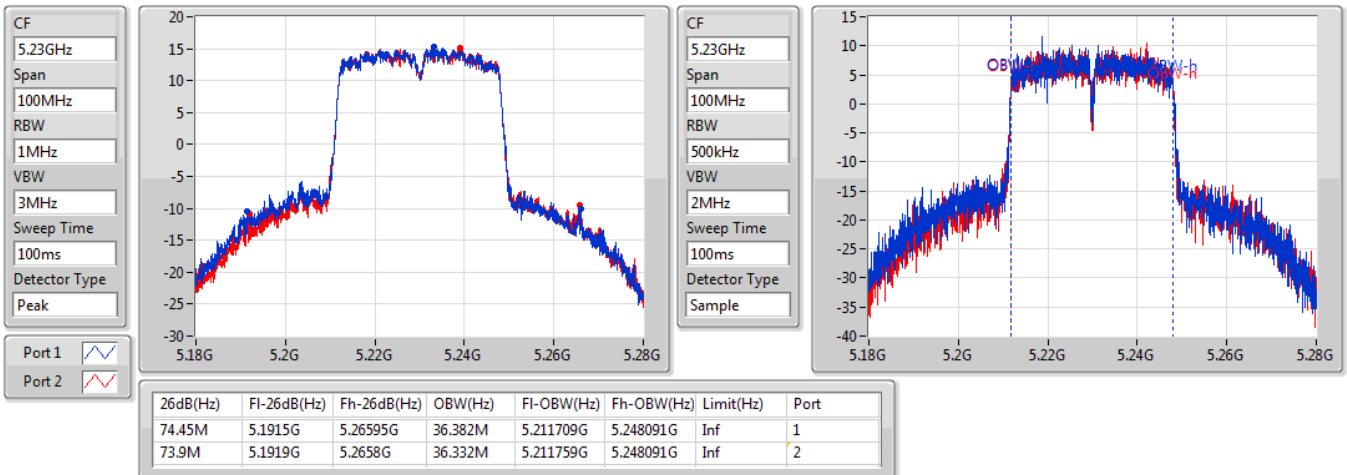


802.11ac VHT40_Nss1,(MCS0)_2TX

EBW

5230MHz

12/02/2019

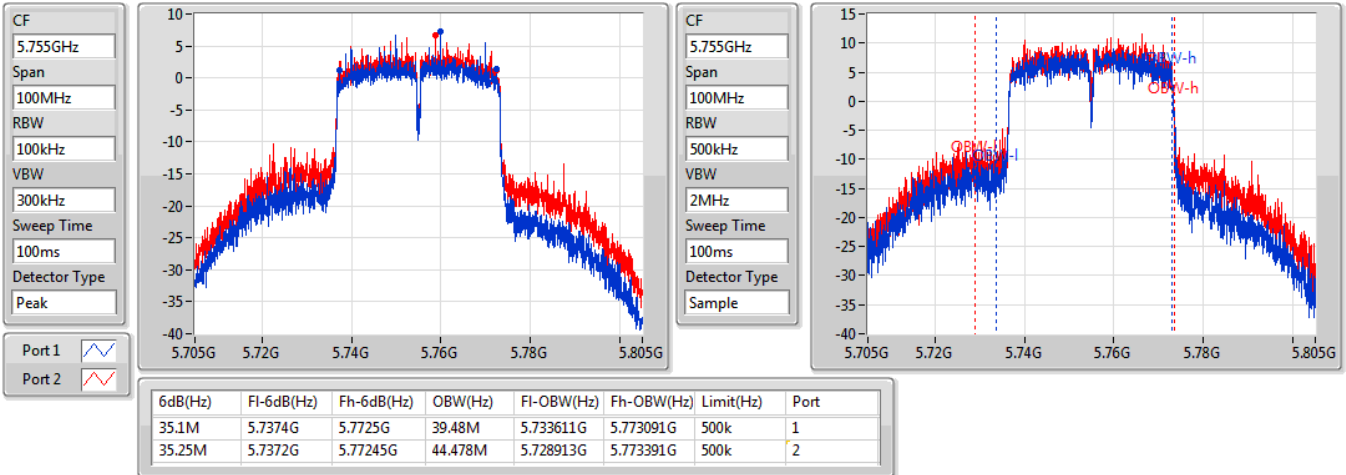


802.11ac VHT40_Nss1,(MCS0)_2TX

EBW

5755MHz

28/03/2019

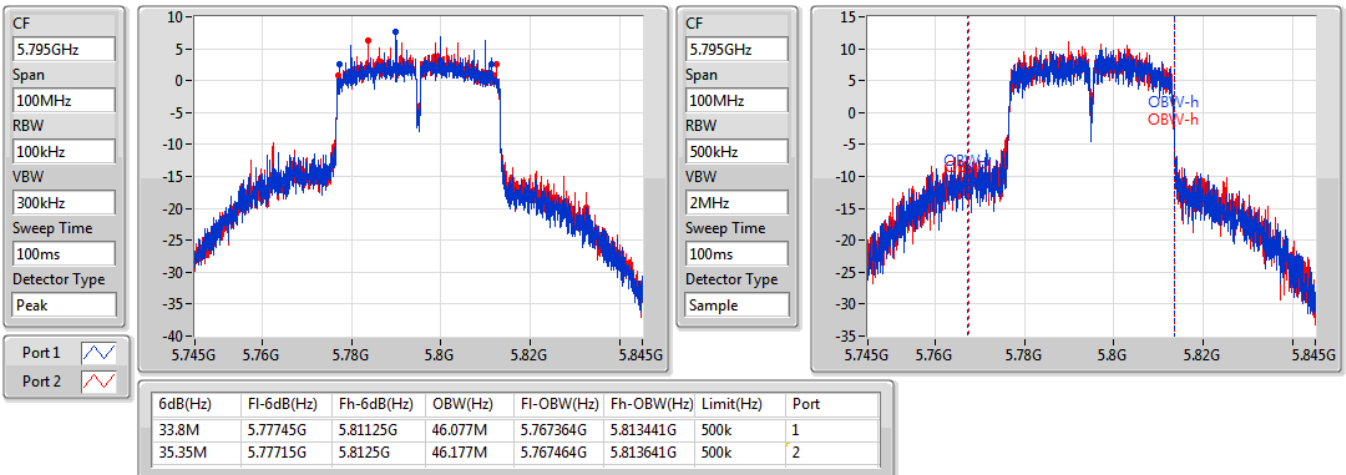


802.11ac VHT40_Nss1,(MCS0)_2TX

EBW

5795MHz

28/03/2019

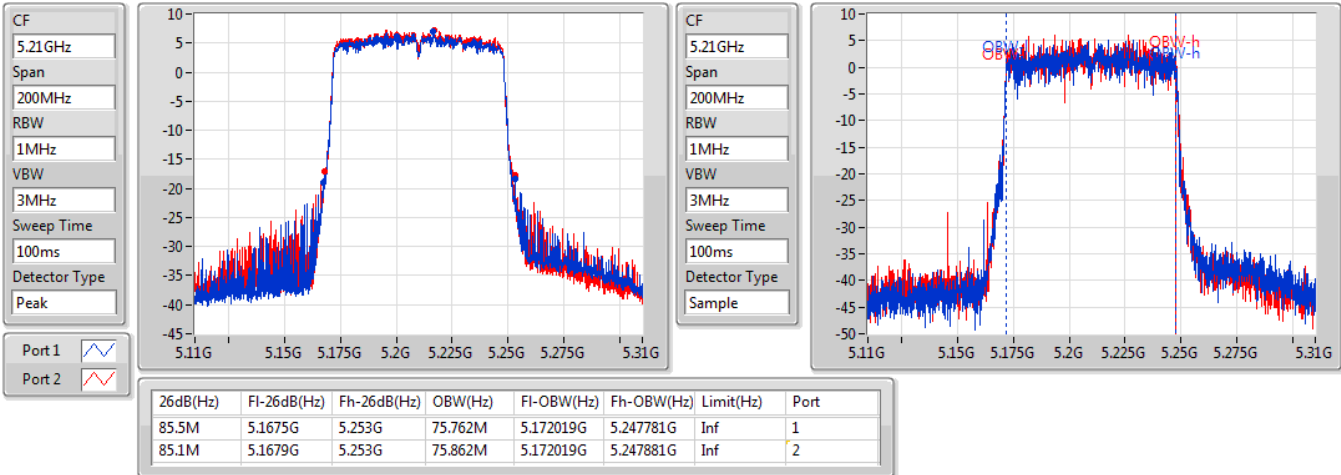


802.11ac VHT80_Nss1,(MCS0)_2TX

EBW

5210MHz

12/02/2019

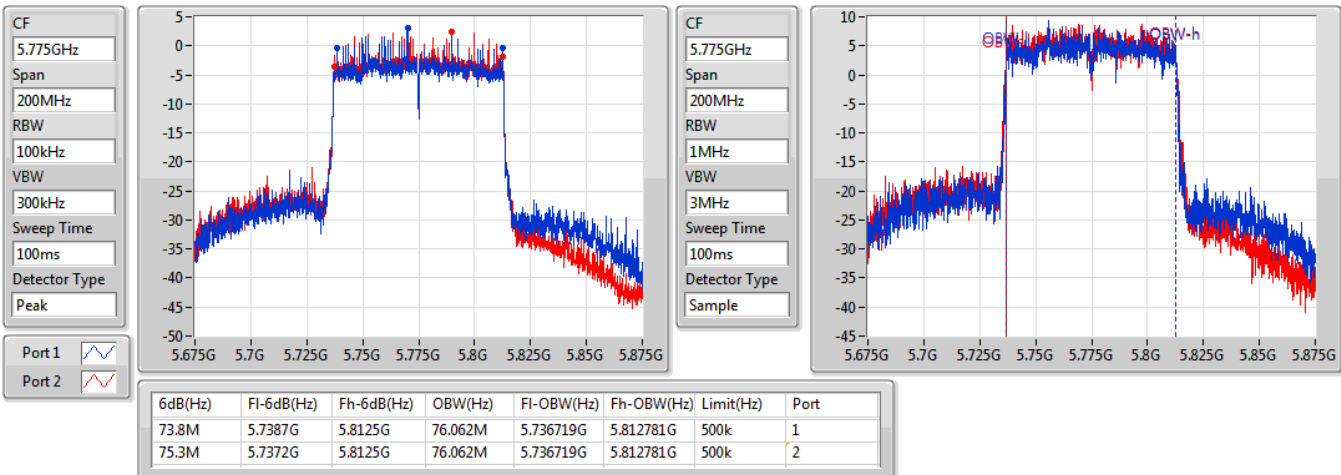


802.11ac VHT80_Nss1,(MCS0)_2TX

EBW

5775MHz

28/03/2019





Summary

Mode	Max-N dB (Hz)	Max-OBW (Hz)	ITU-Code	Min-N dB (Hz)	Min-OBW (Hz)
5.15-5.25GHz	-	-	-	-	-
802.11ac VHT20-BF_Nss1,(MCS0)_2TX	26.9M	17.766M	17M8D1D	21.875M	17.666M
802.11ac VHT40-BF_Nss1,(MCS0)_2TX	71.15M	36.632M	36M6D1D	42.5M	36.282M
802.11ac VHT80-BF_Nss1,(MCS0)_2TX	94M	75.862M	75M9D1D	82.4M	75.762M
5.725-5.85GHz	-	-	-	-	-
802.11ac VHT20-BF_Nss1,(MCS0)_2TX	15.575M	17.741M	17M7D1D	14.375M	17.691M
802.11ac VHT40-BF_Nss1,(MCS0)_2TX	36.35M	36.632M	36M6D1D	33.8M	36.332M
802.11ac VHT80-BF_Nss1,(MCS0)_2TX	75.3M	76.062M	76M1D1D	73.8M	76.062M

Max-N dB = Maximum 6dB down bandwidth for 5.725-5.85GHz band / Maximum 26dB down bandwidth for other band;

Max-OBW = Maximum 99% occupied bandwidth;

Min-N dB = Minimum 6dB down bandwidth for 5.725-5.85GHz band / Maximum 26dB down bandwidth for other band;

Min-OBW = Minimum 99% occupied bandwidth;

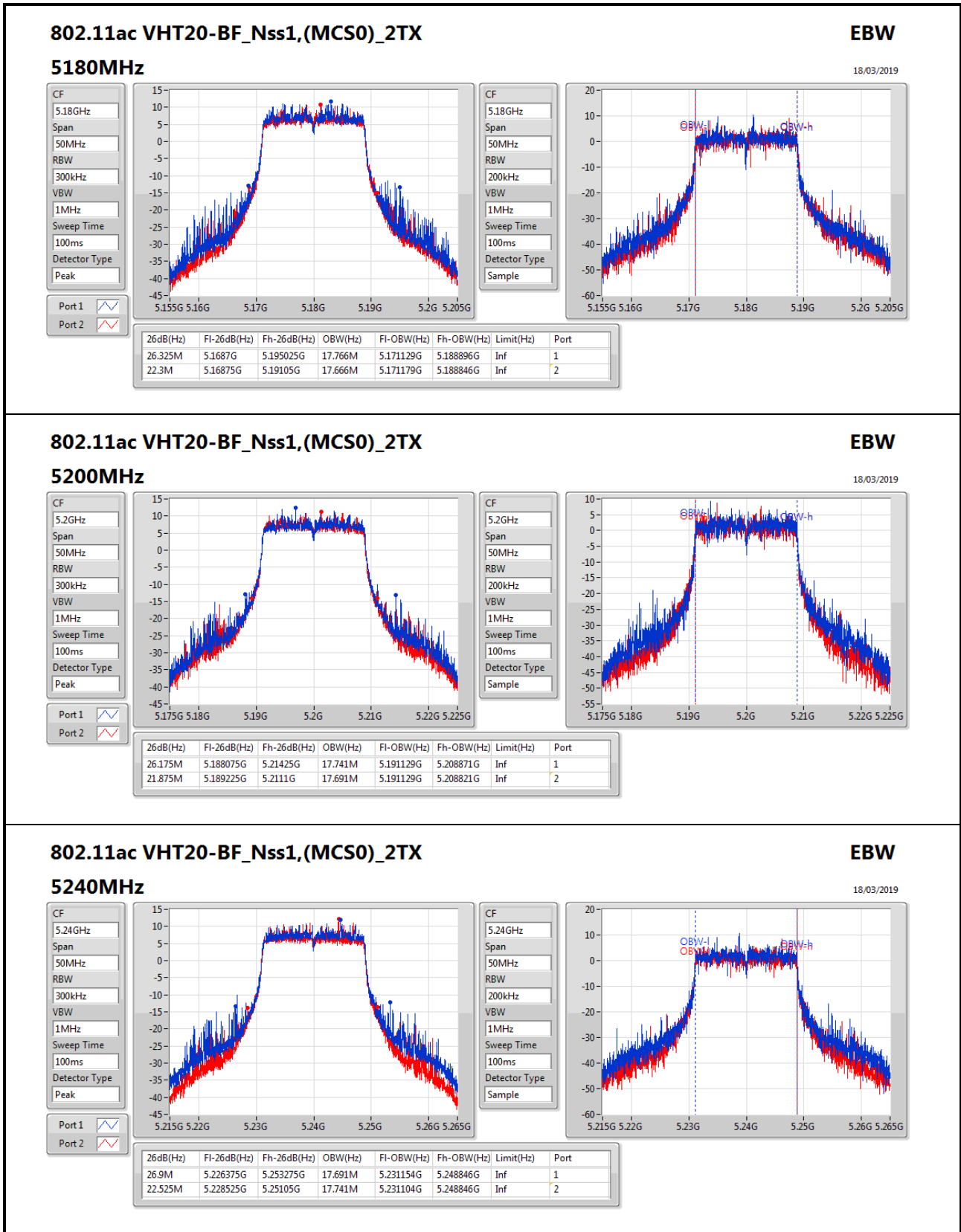


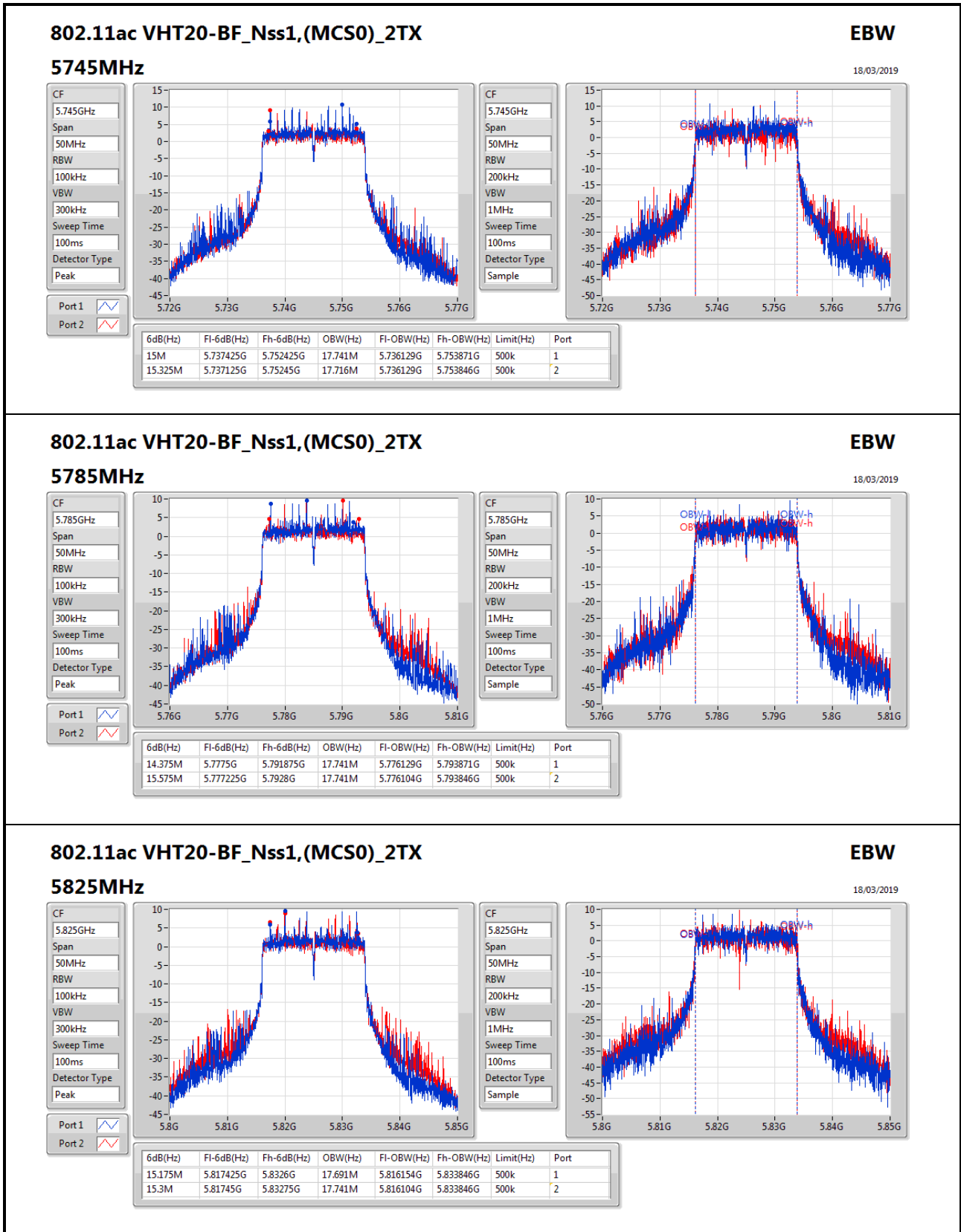
Result

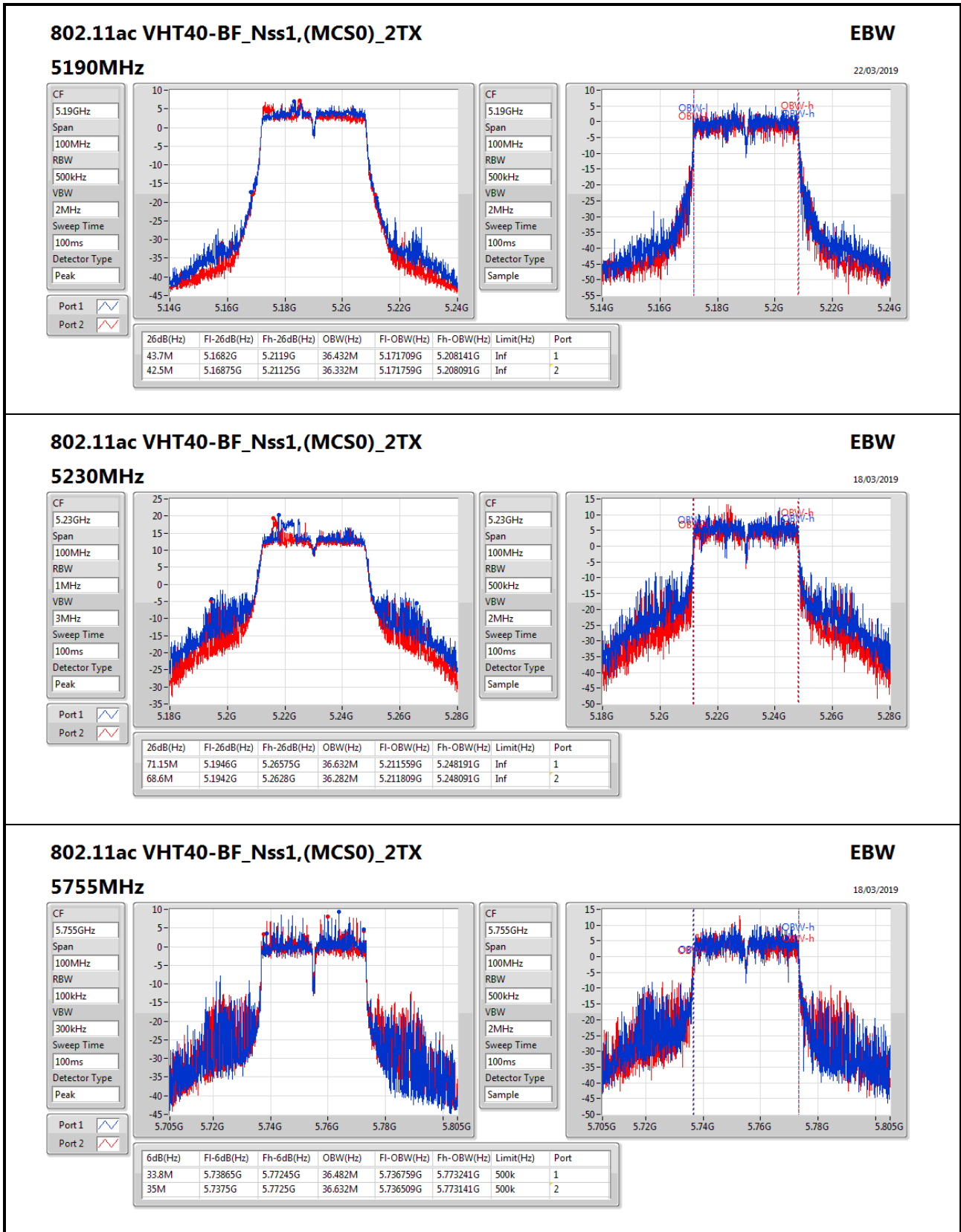
Mode	Result	Limit (Hz)	Port 1-N dB (Hz)	Port 1-OBW (Hz)	Port 2-N dB (Hz)	Port 2-OBW (Hz)
802.11ac VHT20-BF_Nss1,(MCS0)_2TX	-	-	-	-	-	-
5180MHz_TnomVnom	Pass	Inf	26.325M	17.766M	22.3M	17.666M
5200MHz_TnomVnom	Pass	Inf	26.175M	17.741M	21.875M	17.691M
5240MHz_TnomVnom	Pass	Inf	26.9M	17.691M	22.525M	17.741M
5745MHz_TnomVnom	Pass	500k	15M	17.741M	15.325M	17.716M
5785MHz_TnomVnom	Pass	500k	14.375M	17.741M	15.575M	17.741M
5825MHz_TnomVnom	Pass	500k	15.175M	17.691M	15.3M	17.741M
802.11ac VHT40-BF_Nss1,(MCS0)_2TX	-	-	-	-	-	-
5190MHz_TnomVnom	Pass	Inf	43.7M	36.432M	42.5M	36.332M
5230MHz_TnomVnom	Pass	Inf	71.15M	36.632M	68.6M	36.282M
5755MHz_TnomVnom	Pass	500k	33.8M	36.482M	35M	36.632M
5795MHz_TnomVnom	Pass	500k	36.1M	36.432M	36.35M	36.332M
802.11ac VHT80-BF_Nss1,(MCS0)_2TX	-	-	-	-	-	-
5210MHz_TnomVnom	Pass	Inf	94M	75.862M	82.4M	75.762M
5775MHz_TnomVnom	Pass	500k	75.3M	76.062M	73.8M	76.062M

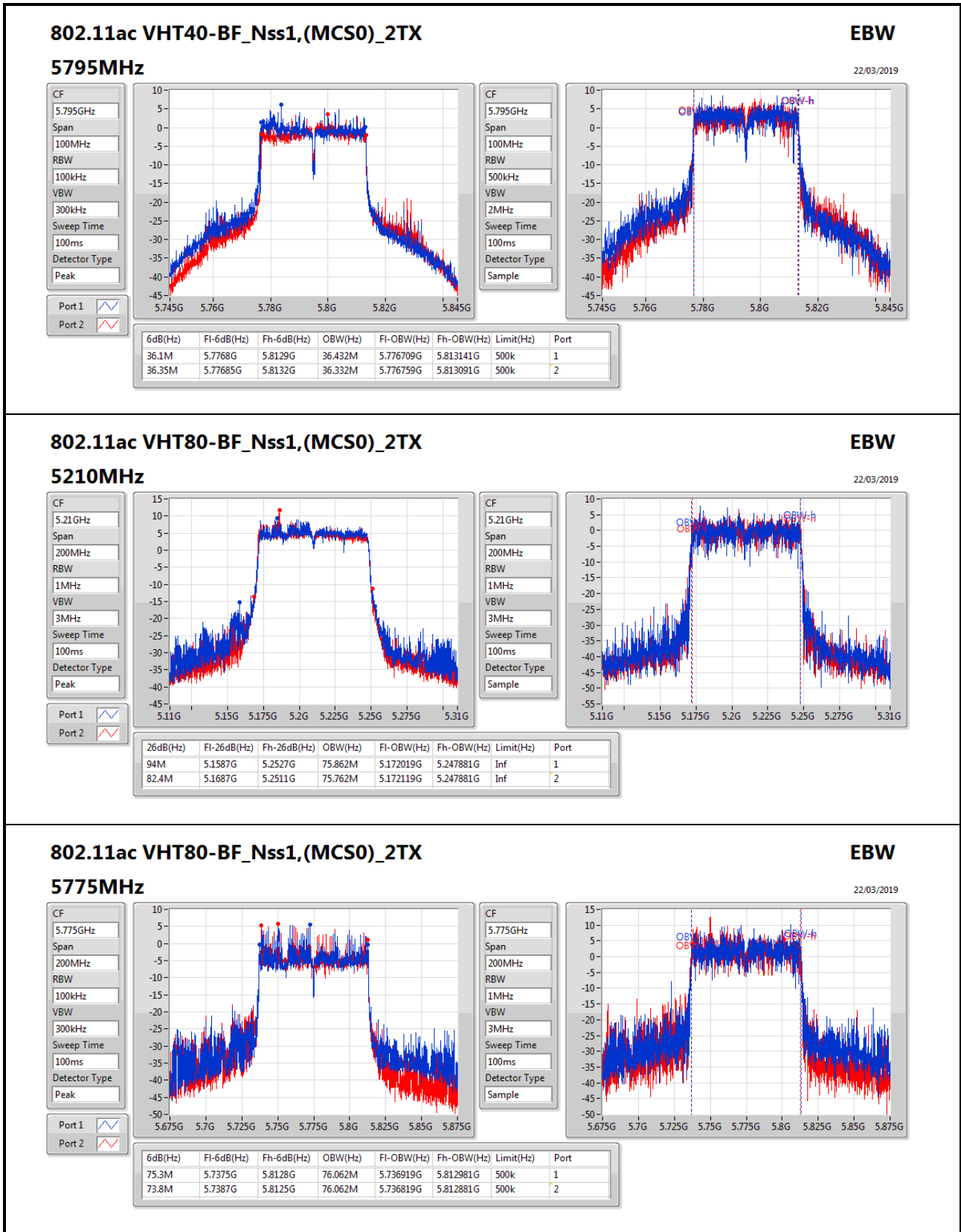
Port X-N dB = Port X 6dB down bandwidth for 5.725-5.85GHz band / 26dB down bandwidth for other band

Port X-OBW = Port X 99% occupied bandwidth;











Summary

Mode	Total Power (dBm)	Total Power (W)	EIRP (dBm)	EIRP (W)
5.15-5.25GHz	-	-	-	-
802.11a_Nss1,(6Mbps)_1TX(Port1)	24.08	0.25586	28.28	0.67298
802.11a_Nss1,(6Mbps)_1TX(Port2)	23.44	0.22080	27.73	0.59293
802.11a_Nss1,(6Mbps)_2TX	26.77	0.47534	31.06	1.27644
802.11ac VHT20_Nss1,(MCS0)_2TX	24.34	0.27164	28.63	0.72946
802.11ac VHT40_Nss1,(MCS0)_2TX	24.35	0.27227	28.64	0.73114
802.11ac VHT80_Nss1,(MCS0)_2TX	19.27	0.08453	23.56	0.22699
5.725-5.85GHz	-	-	-	-
802.11a_Nss1,(6Mbps)_1TX(Port1)	22.49	0.17742	26.69	0.46666
802.11a_Nss1,(6Mbps)_1TX(Port2)	22.97	0.19815	27.26	0.53211
802.11a_Nss1,(6Mbps)_2TX	25.40	0.34674	29.69	0.93111
802.11ac VHT20_Nss1,(MCS0)_2TX	23.55	0.22646	27.84	0.60814
802.11ac VHT40_Nss1,(MCS0)_2TX	23.76	0.23768	28.05	0.63826
802.11ac VHT80_Nss1,(MCS0)_2TX	21.55	0.14289	25.84	0.38371



Result

Mode	Result	DG (dBi)	Port 1 (dBm)	Port 2 (dBm)	Total Power (dBm)	Power Limit (dBm)	EIRP (dBm)	EIRP Limit (dBm)
802.11a_Nss1,(6Mbps)_1TX(Port1)	-	-	-	-	-	-	-	-
5180MHz	Pass	4.20	21.61		21.61	30.00	25.81	36.00
5200MHz	Pass	4.20	24.08		24.08	30.00	28.28	36.00
5240MHz	Pass	4.20	23.22		23.22	30.00	27.42	36.00
5745MHz	Pass	4.20	22.37		22.37	30.00	26.57	36.00
5785MHz	Pass	4.20	22.49		22.49	30.00	26.69	36.00
5825MHz	Pass	4.20	22.21		22.21	30.00	26.41	36.00
802.11a_Nss1,(6Mbps)_1TX(Port2)	-	-	-	-	-	-	-	-
5180MHz	Pass	4.29		23.44	23.44	30.00	27.73	36.00
5200MHz	Pass	4.29		23.07	23.07	30.00	27.36	36.00
5240MHz	Pass	4.29		23.09	23.09	30.00	27.38	36.00
5745MHz	Pass	4.29		22.97	22.97	30.00	27.26	36.00
5785MHz	Pass	4.29		22.83	22.83	30.00	27.12	36.00
5825MHz	Pass	4.29		22.49	22.49	30.00	26.78	36.00
802.11a_Nss1,(6Mbps)_2TX	-	-	-	-	-	-	-	-
5180MHz	Pass	4.29	20.93	20.50	23.73	30.00	28.02	36.00
5200MHz	Pass	4.29	23.64	23.87	26.77	30.00	31.06	36.00
5240MHz	Pass	4.29	22.68	22.53	25.62	30.00	29.91	36.00
5745MHz	Pass	4.29	22.10	22.67	25.40	30.00	29.69	36.00
5785MHz	Pass	4.29	20.04	22.52	24.46	30.00	28.75	36.00
5825MHz	Pass	4.29	19.63	22.11	24.05	30.00	28.34	36.00
802.11ac VHT20_Nss1,(MCS0)_2TX	-	-	-	-	-	-	-	-
5180MHz	Pass	4.29	20.99	20.92	23.97	30.00	28.26	36.00
5200MHz	Pass	4.29	21.43	21.16	24.31	30.00	28.60	36.00
5240MHz	Pass	4.29	21.45	21.20	24.34	30.00	28.63	36.00
5745MHz	Pass	4.29	20.08	20.66	23.39	30.00	27.68	36.00
5785MHz	Pass	4.29	20.40	20.67	23.55	30.00	27.84	36.00
5825MHz	Pass	4.29	20.26	20.34	23.31	30.00	27.60	36.00
802.11ac VHT40_Nss1,(MCS0)_2TX	-	-	-	-	-	-	-	-
5190MHz	Pass	4.29	17.99	17.54	20.78	30.00	25.07	36.00
5230MHz	Pass	4.29	21.33	21.34	24.35	30.00	28.64	36.00
5755MHz	Pass	4.29	20.09	20.91	23.53	30.00	27.82	36.00
5795MHz	Pass	4.29	20.63	20.86	23.76	30.00	28.05	36.00
802.11ac VHT80_Nss1,(MCS0)_2TX	-	-	-	-	-	-	-	-
5210MHz	Pass	4.29	16.11	16.41	19.27	30.00	23.56	36.00
5775MHz	Pass	4.29	18.26	18.80	21.55	30.00	25.84	36.00

DG = Directional Gain; Port X = Port X output power



Summary

Mode	Total Power (dBm)	Total Power (W)	EIRP (dBm)	EIRP (W)
5.15-5.25GHz	-	-	-	-
802.11ac VHT20-BF_Nss1,(MCS0)_2TX	20.73	0.11830	27.99	0.62951
802.11ac VHT40-BF_Nss1,(MCS0)_2TX	22.15	0.16406	29.41	0.87297
802.11ac VHT80-BF_Nss1,(MCS0)_2TX	18.32	0.06792	25.58	0.36141
5.725-5.85GHz	-	-	-	-
802.11ac VHT20-BF_Nss1,(MCS0)_2TX	20.49	0.11194	27.75	0.59566
802.11ac VHT40-BF_Nss1,(MCS0)_2TX	21.31	0.13521	28.57	0.71945
802.11ac VHT80-BF_Nss1,(MCS0)_2TX	20.05	0.10116	27.31	0.53827



Result

Mode	Result	DG (dBi)	Port 1 (dBm)	Port 2 (dBm)	Total Power (dBm)	Power Limit (dBm)	EIRP (dBm)	EIRP Limit (dBm)
802.11ac VHT20-BF_Nss1,(MCS0)_2TX	-	-	-	-	-	-	-	-
5180MHz_TnomVnom	Pass	7.26	17.83	17.61	20.73	28.74	27.99	36.00
5200MHz_TnomVnom	Pass	7.26	17.31	17.11	20.22	28.74	27.48	36.00
5240MHz_TnomVnom	Pass	7.26	17.88	17.50	20.70	28.74	27.96	36.00
5745MHz_TnomVnom	Pass	7.26	17.66	17.29	20.49	28.74	27.75	36.00
5785MHz_TnomVnom	Pass	7.26	17.24	17.22	20.24	28.74	27.50	36.00
5825MHz_TnomVnom	Pass	7.26	17.55	17.14	20.36	28.74	27.62	36.00
802.11ac VHT40-BF_Nss1,(MCS0)_2TX	-	-	-	-	-	-	-	-
5190MHz_TnomVnom	Pass	7.26	14.18	13.41	16.82	28.74	24.08	36.00
5230MHz_TnomVnom	Pass	7.26	19.45	18.81	22.15	28.74	29.41	36.00
5755MHz_TnomVnom	Pass	7.26	18.45	18.14	21.31	28.74	28.57	36.00
5795MHz_TnomVnom	Pass	7.26	17.84	17.60	20.73	28.74	27.99	36.00
802.11ac VHT80-BF_Nss1,(MCS0)_2TX	-	-	-	-	-	-	-	-
5210MHz_TnomVnom	Pass	7.26	14.91	15.67	18.32	28.74	25.58	36.00
5775MHz_TnomVnom	Pass	7.26	16.84	17.24	20.05	28.74	27.31	36.00

DG = Directional Gain;Port X = Port X output power



Summary

Mode	PD (dBm/RBW)	EIRP PD (dBm/RBW)
5.15-5.25GHz	-	-
802.11a_Nss1,(6Mbps)_1TX(Port1)	11.05	15.25
802.11a_Nss1,(6Mbps)_1TX(Port2)	10.39	14.68
802.11a_Nss1,(6Mbps)_2TX	14.00	21.26
802.11ac VHT20_Nss1,(MCS0)_2TX	10.78	18.04
802.11ac VHT40_Nss1,(MCS0)_2TX	7.41	14.67
802.11ac VHT80_Nss1,(MCS0)_2TX	-0.51	6.75
5.725-5.85GHz	-	-
802.11a_Nss1,(6Mbps)_1TX(Port1)	8.01	12.21
802.11a_Nss1,(6Mbps)_1TX(Port2)	8.42	12.71
802.11a_Nss1,(6Mbps)_2TX	10.72	17.98
802.11ac VHT20_Nss1,(MCS0)_2TX	8.77	16.03
802.11ac VHT40_Nss1,(MCS0)_2TX	6.35	13.61
802.11ac VHT80_Nss1,(MCS0)_2TX	1.27	8.53

RBW = 500 kHz for 5.725-5.85GHz band / 1MHz for other band;

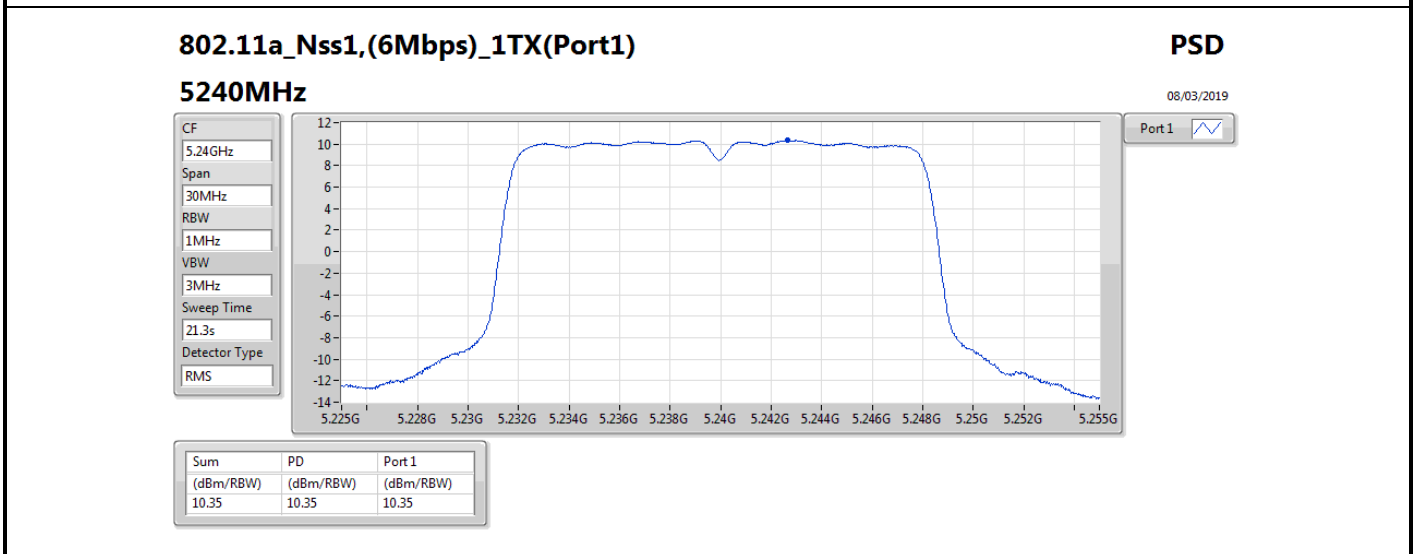
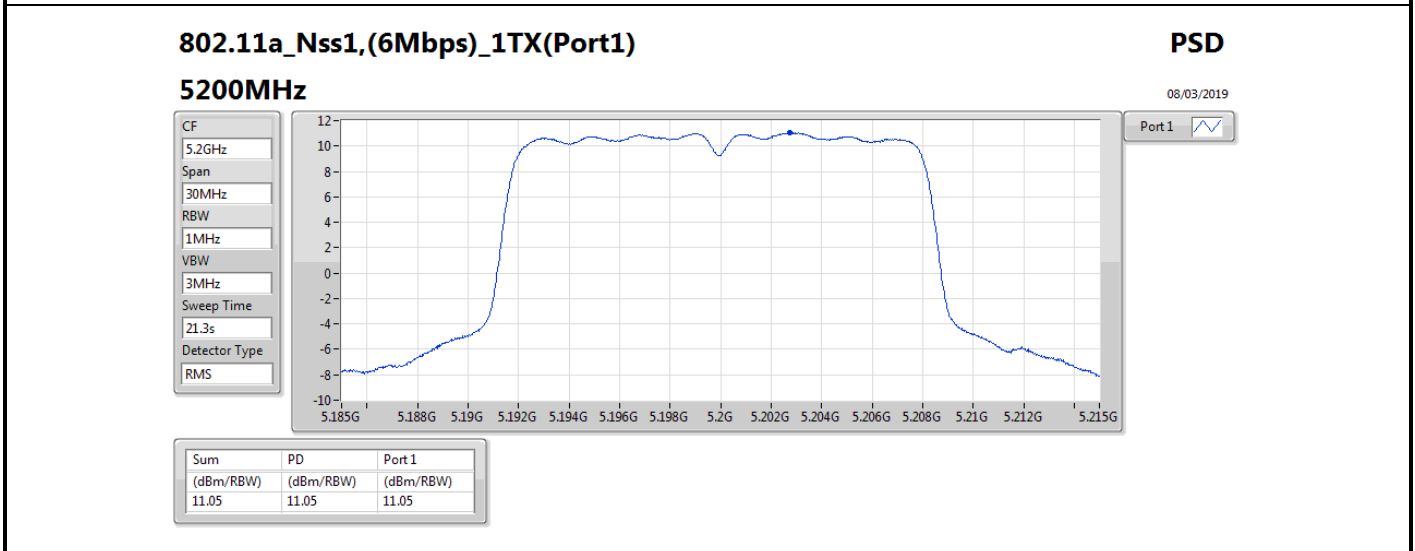
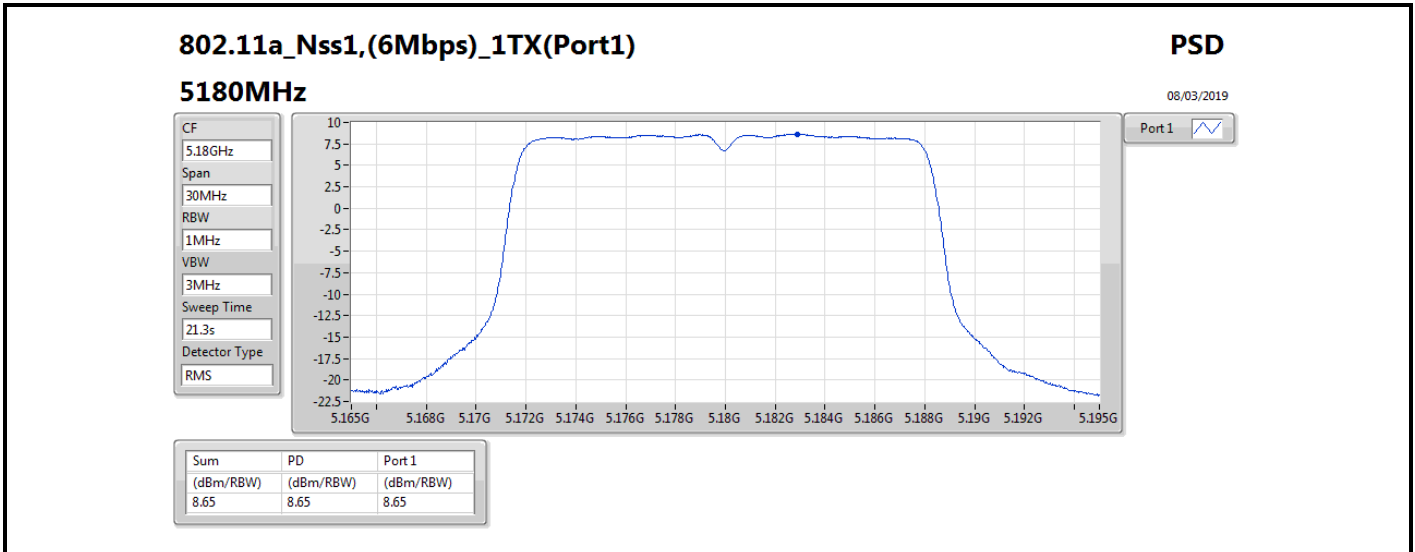


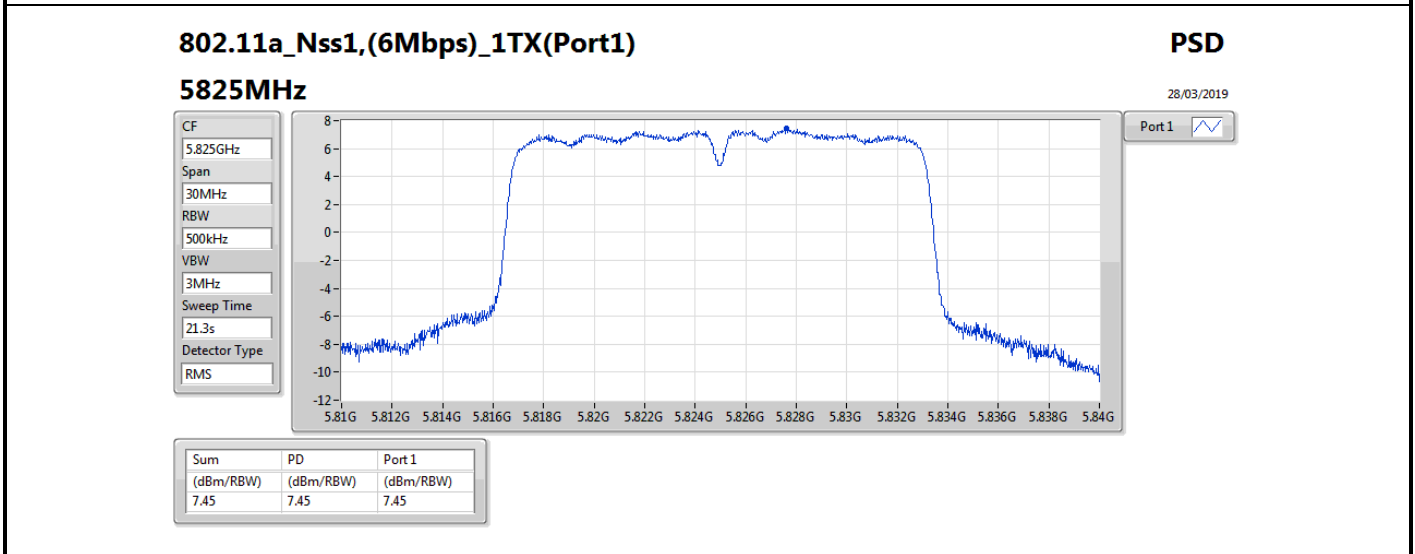
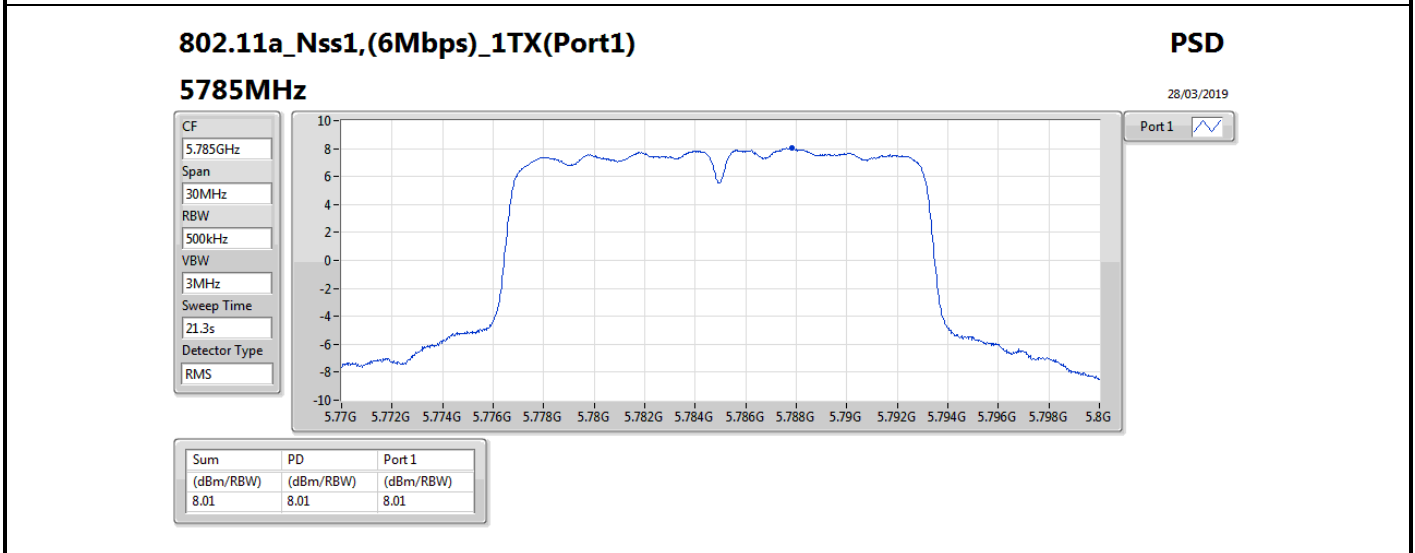
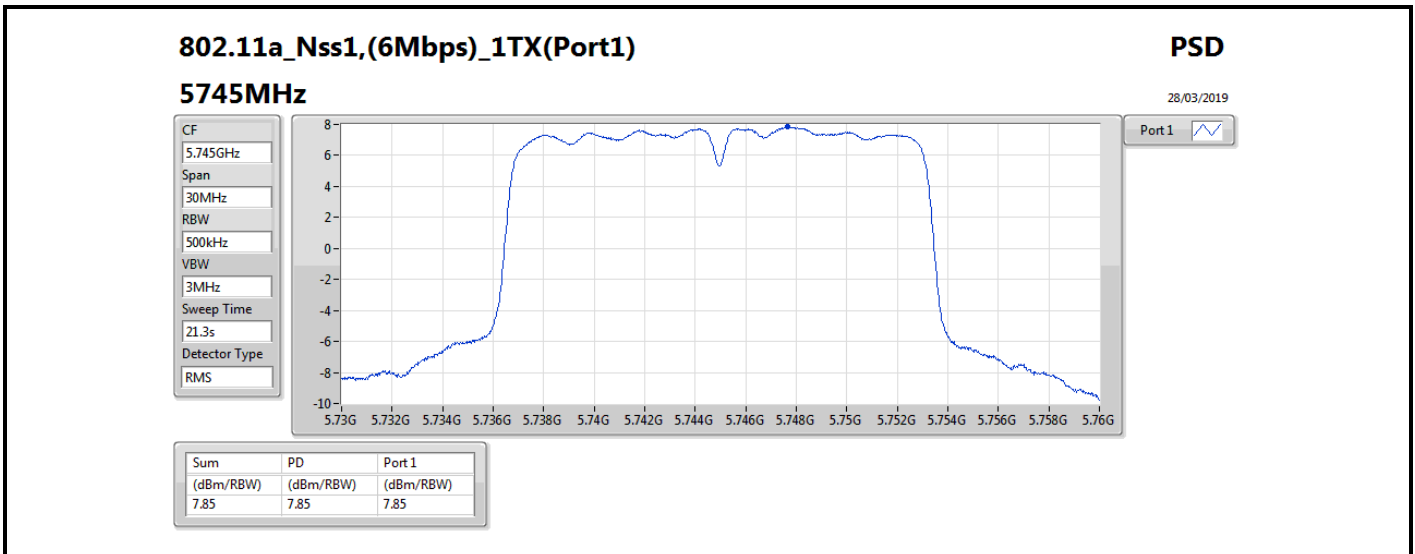
Result

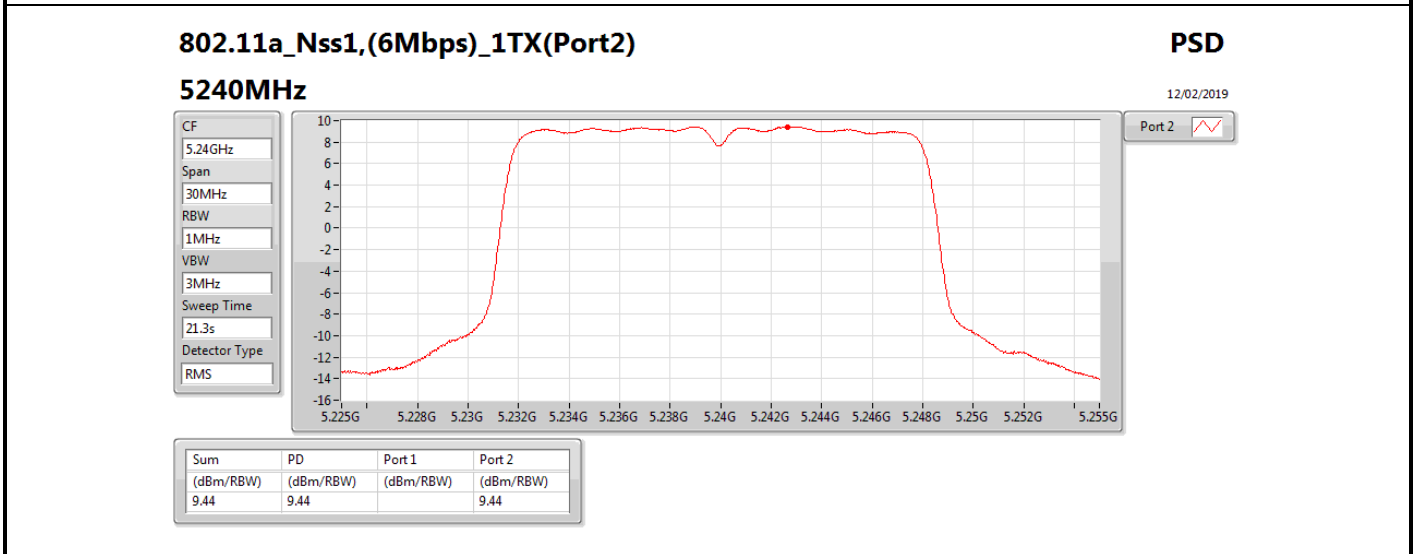
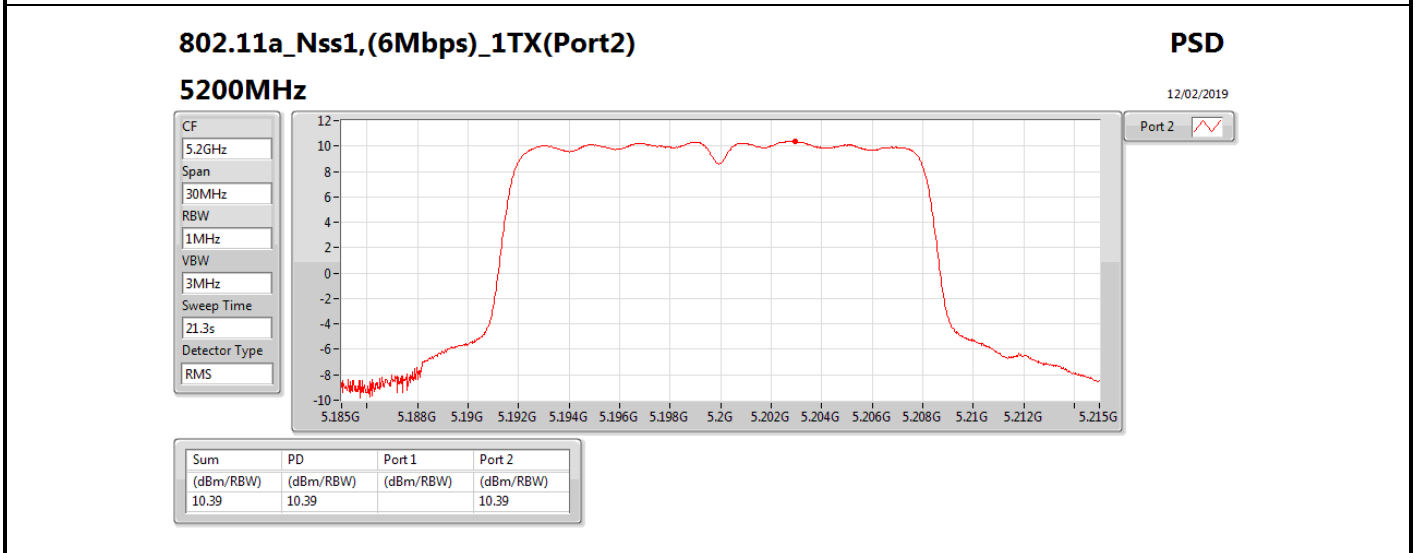
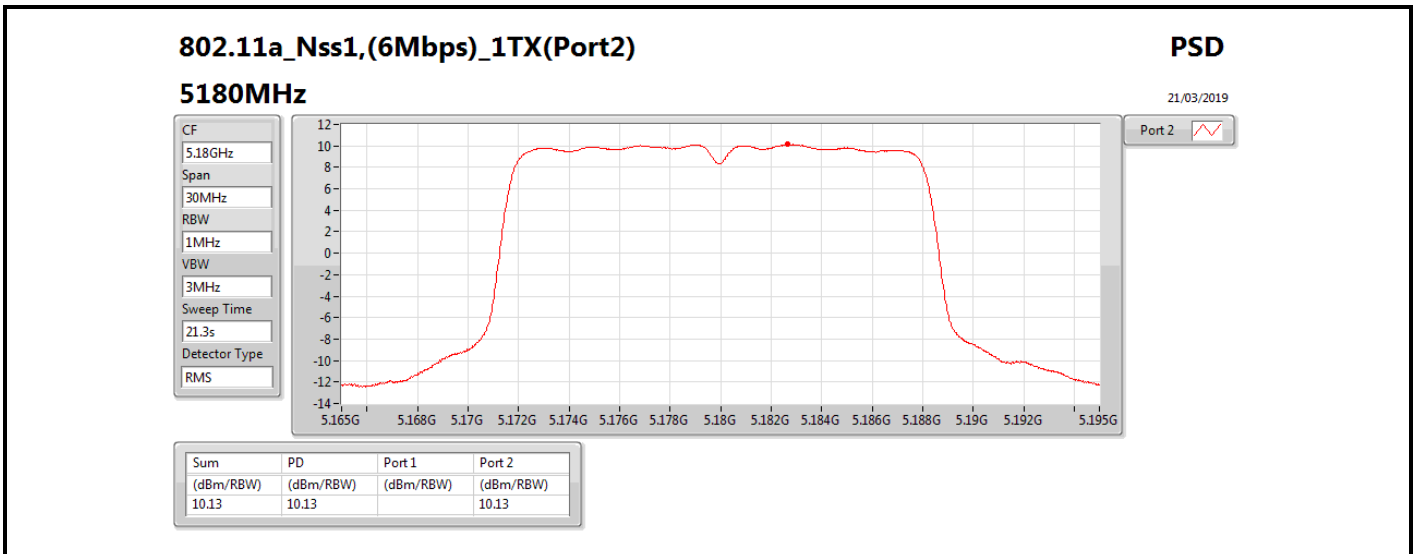
Mode	Result	DG (dBi)	Port 1 (dBm/RBW)	Port 2 (dBm/RBW)	PD (dBm/RBW)	PD Limit (dBm/RBW)	EIRP PD (dBm/RBW)	EIRP PD Limit (dBm/RBW)
802.11a_Nss1,(6Mbps)_1TX(Port1)	-	-	-	-	-	-	-	-
5180MHz	Pass	4.20	8.65		8.65	17.00	12.85	23.00
5200MHz	Pass	4.20	11.05		11.05	17.00	15.25	23.00
5240MHz	Pass	4.20	10.35		10.35	17.00	14.55	23.00
5745MHz	Pass	4.20	7.85		7.85	30.00	12.05	36.00
5785MHz	Pass	4.20	8.01		8.01	30.00	12.21	36.00
5825MHz	Pass	4.20	7.45		7.45	30.00	11.65	36.00
802.11a_Nss1,(6Mbps)_1TX(Port2)	-	-	-	-	-	-	-	-
5180MHz	Pass	4.29		10.13	10.13	17.00	14.42	23.00
5200MHz	Pass	4.29		10.39	10.39	17.00	14.68	23.00
5240MHz	Pass	4.29		9.44	9.44	17.00	13.73	23.00
5745MHz	Pass	4.29		8.42	8.42	30.00	12.71	36.00
5785MHz	Pass	4.29		8.38	8.38	30.00	12.67	36.00
5825MHz	Pass	4.29		7.96	7.96	30.00	12.25	36.00
802.11a_Nss1,(6Mbps)_2TX	-	-	-	-	-	-	-	-
5180MHz	Pass	7.26	7.85	7.44	10.65	15.74	17.91	23.00
5200MHz	Pass	7.26	10.96	11.04	14.00	15.74	21.26	23.00
5240MHz	Pass	7.26	9.71	9.49	12.60	15.74	19.86	23.00
5745MHz	Pass	7.26	7.50	8.06	10.72	28.74	17.98	36.00
5785MHz	Pass	7.26	5.81	8.01	10.01	28.74	17.27	36.00
5825MHz	Pass	7.26	5.41	7.57	9.62	28.74	16.88	36.00
802.11ac VHT20_Nss1,(MCS0)_2TX	-	-	-	-	-	-	-	-
5180MHz	Pass	7.26	7.45	7.49	10.32	15.74	17.58	23.00
5200MHz	Pass	7.26	7.78	7.82	10.69	15.74	17.95	23.00
5240MHz	Pass	7.26	8.17	7.71	10.78	15.74	18.04	23.00
5745MHz	Pass	7.26	5.20	5.92	8.56	28.74	15.82	36.00
5785MHz	Pass	7.26	5.58	5.98	8.77	28.74	16.03	36.00
5825MHz	Pass	7.26	5.52	5.67	8.54	28.74	15.80	36.00
802.11ac VHT40_Nss1,(MCS0)_2TX	-	-	-	-	-	-	-	-
5190MHz	Pass	7.26	1.06	0.64	3.86	15.74	11.12	23.00
5230MHz	Pass	7.26	4.43	4.37	7.41	15.74	14.67	23.00
5755MHz	Pass	7.26	2.61	3.61	6.14	28.74	13.40	36.00
5795MHz	Pass	7.26	3.18	3.52	6.35	28.74	13.61	36.00
802.11ac VHT80_Nss1,(MCS0)_2TX	-	-	-	-	-	-	-	-
5210MHz	Pass	7.26	-3.65	-3.37	-0.51	15.74	6.75	23.00
5775MHz	Pass	7.26	-2.04	-1.46	1.27	28.74	8.53	36.00

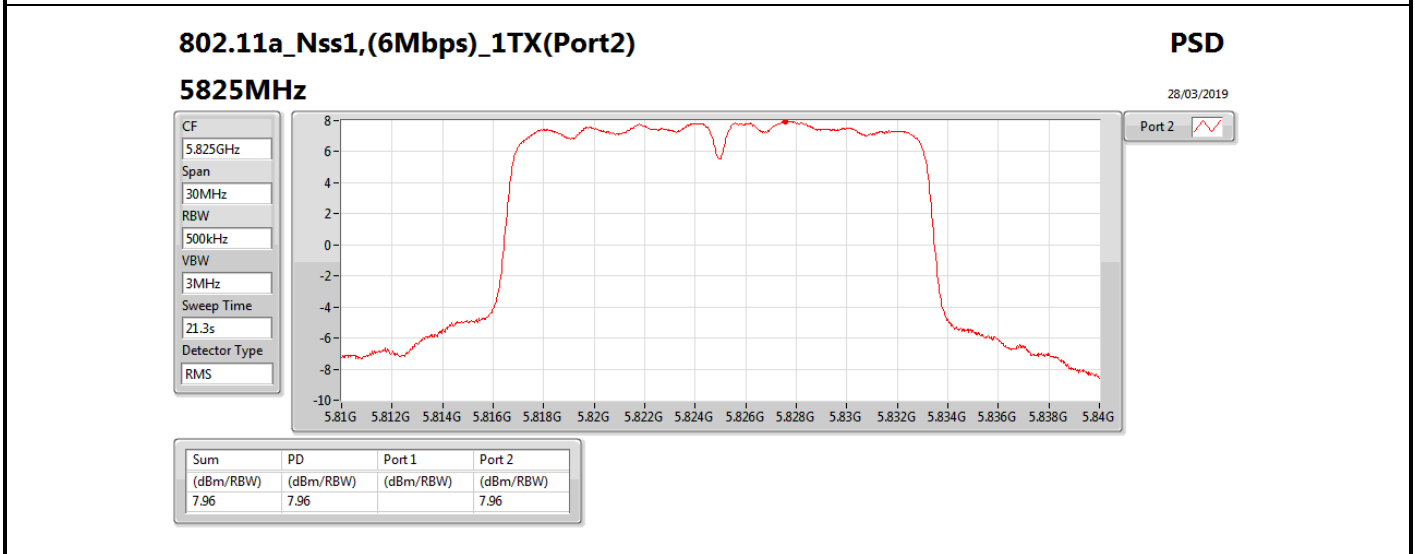
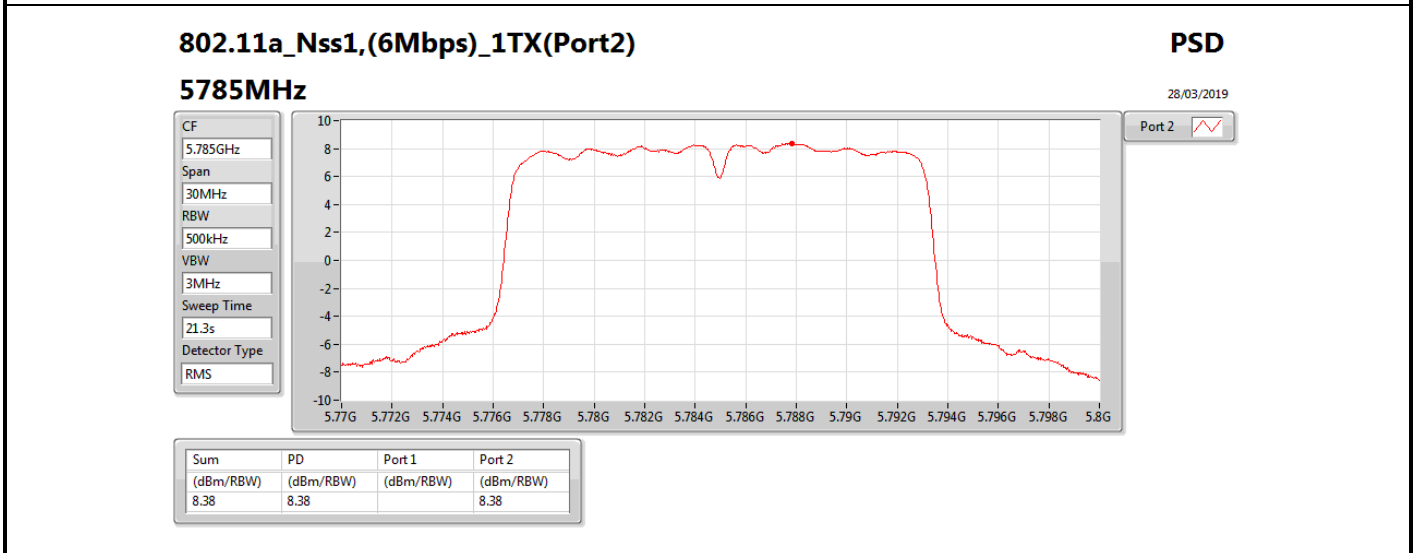
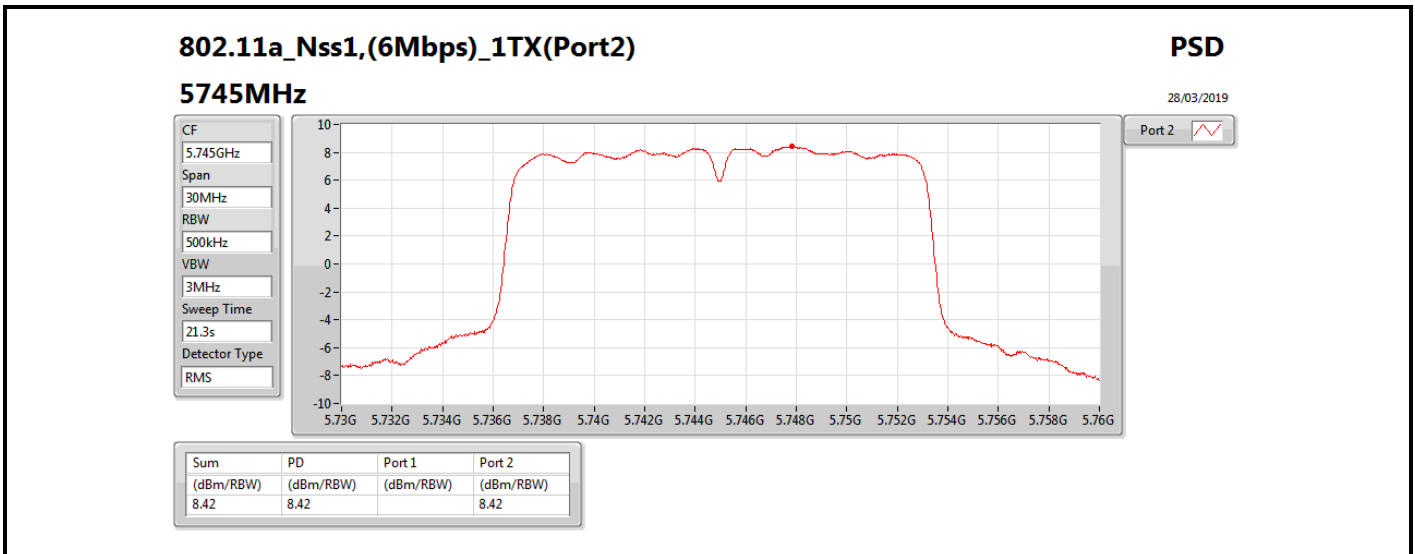
DG = Directional Gain; RBW = 500 kHz for 5.725-5.85GHz band / 1MHz for other band;

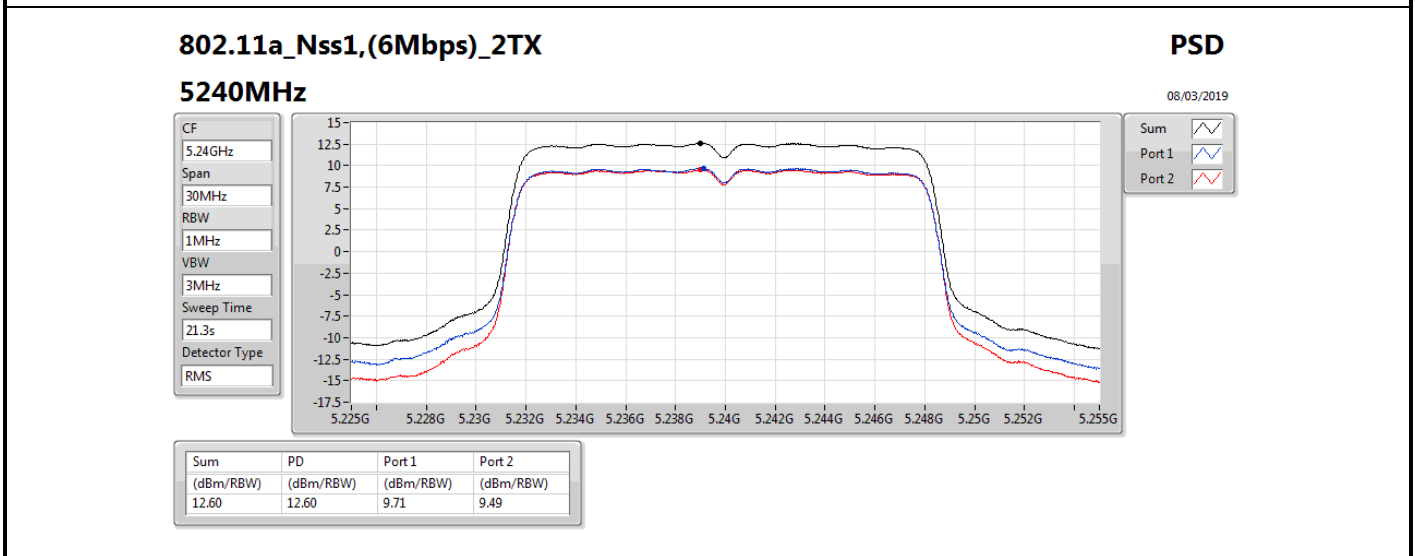
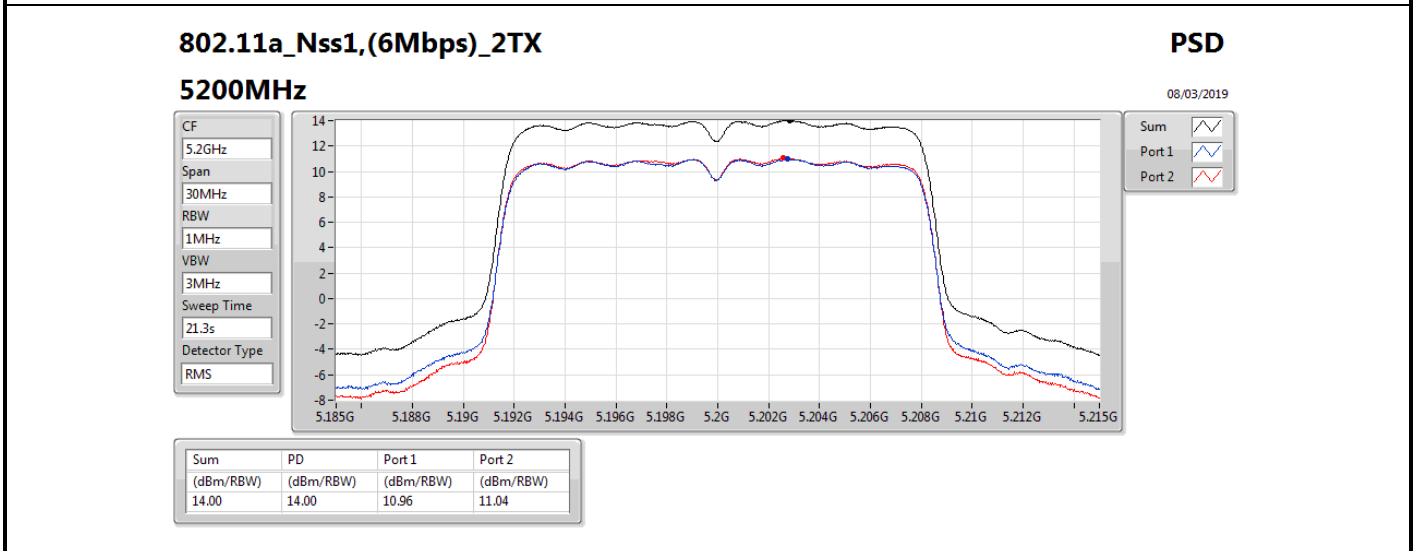
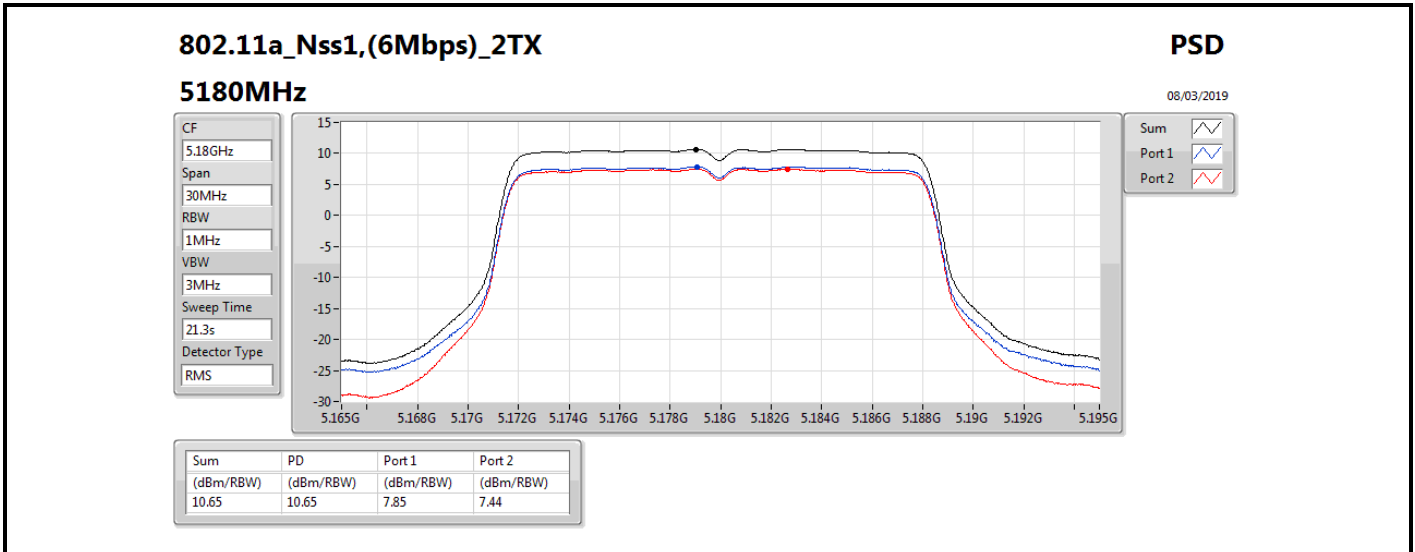
PD = trace bin-by-bin of each transmits port summing can be performed maximum power density; Port X = Port X power density;

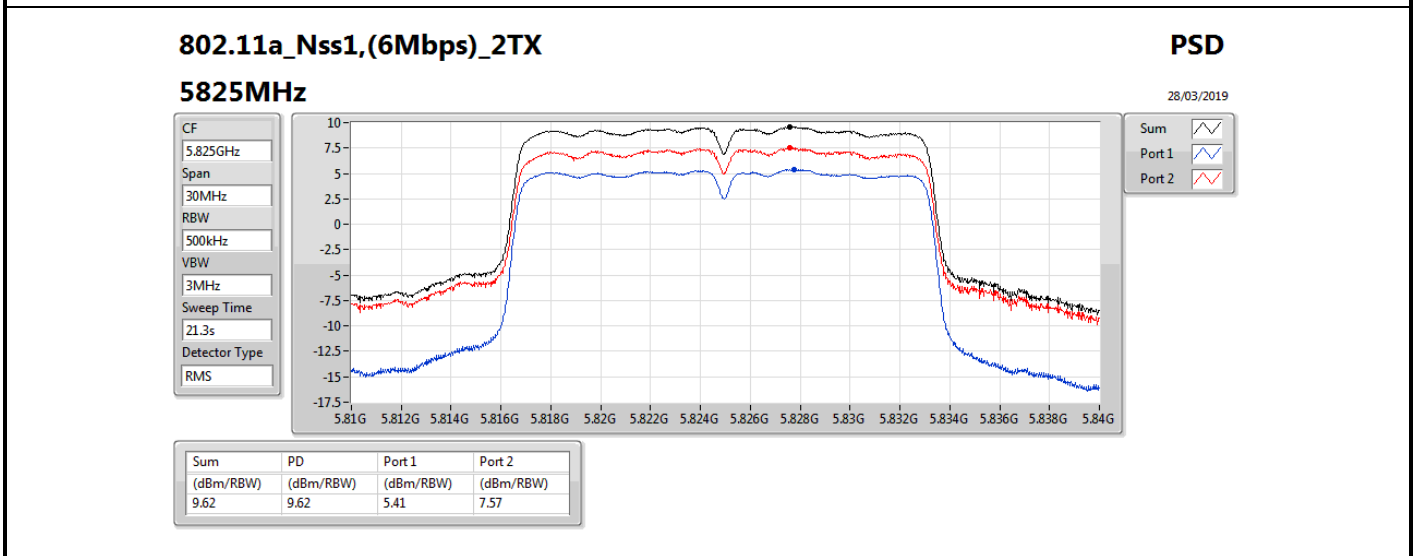
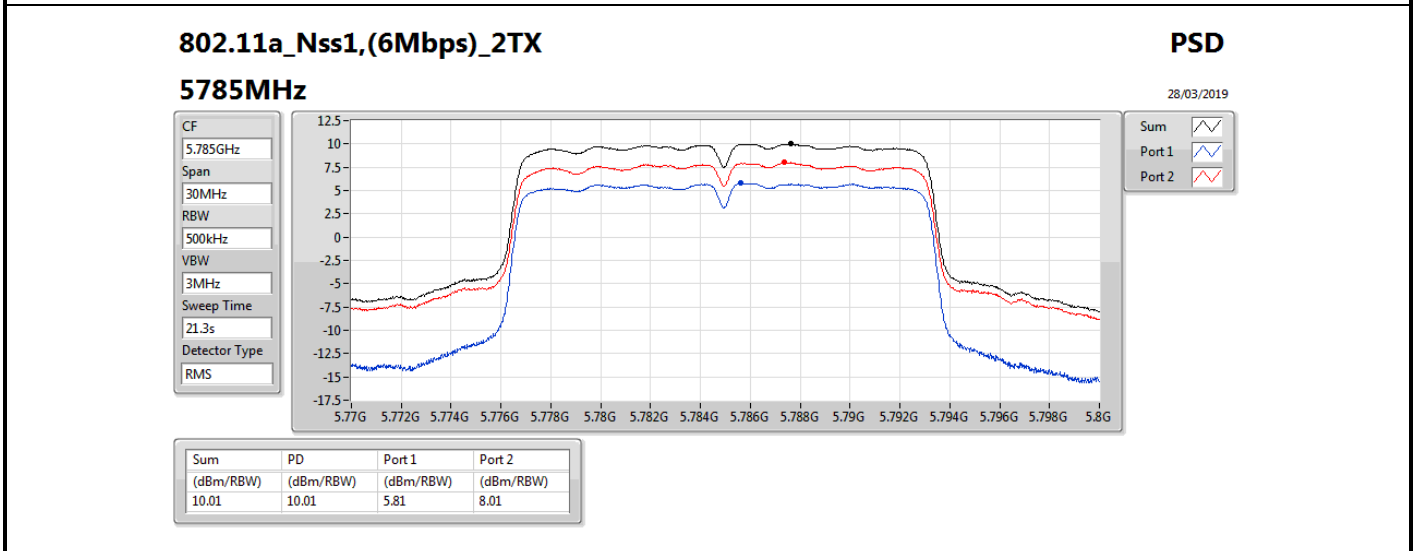
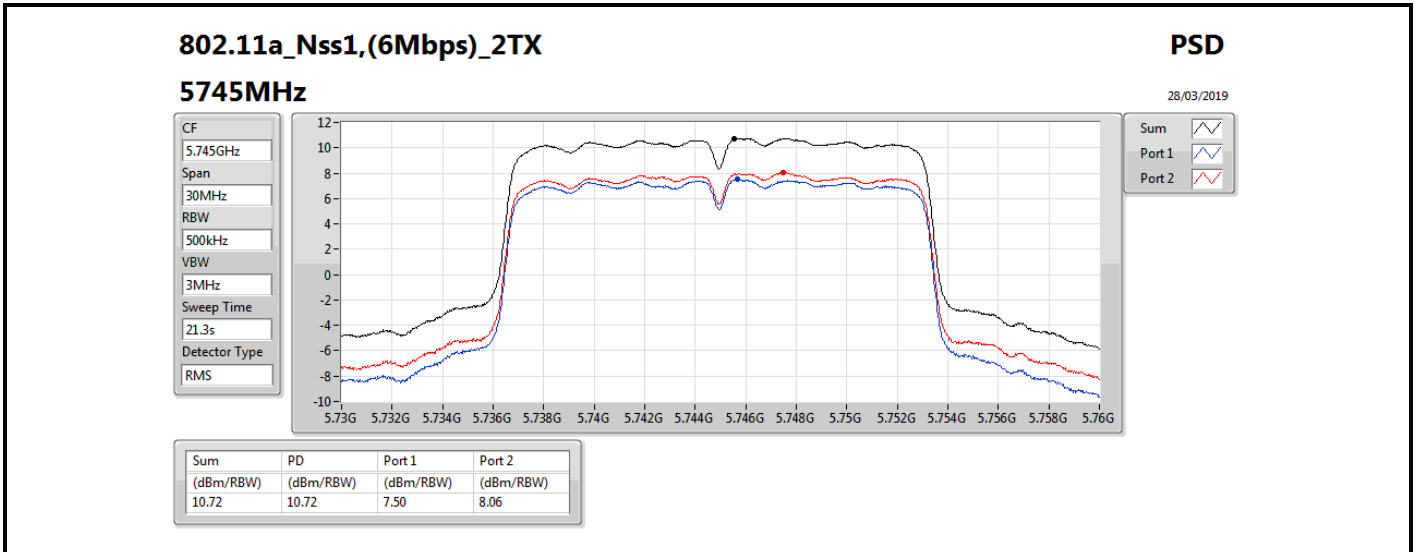


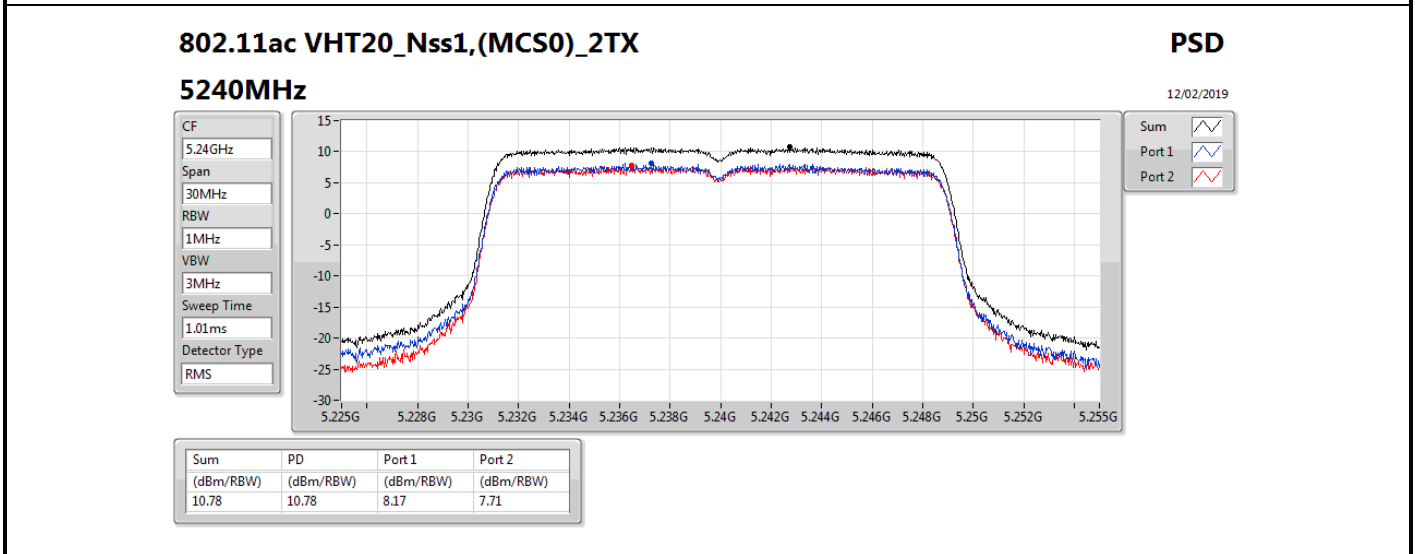
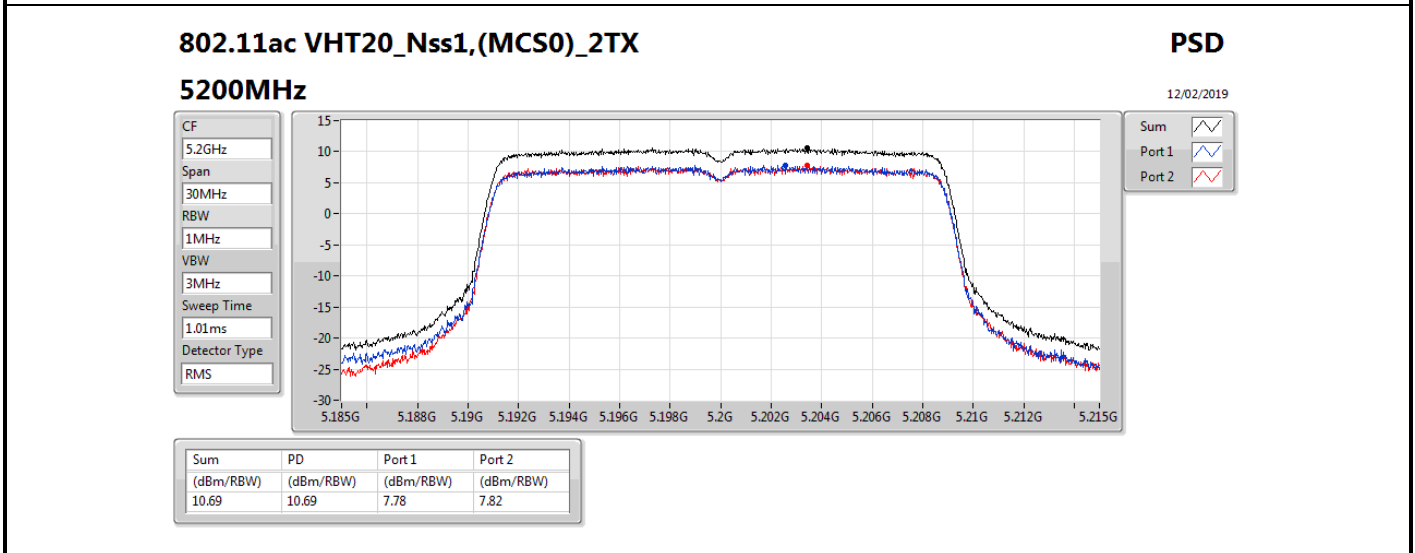
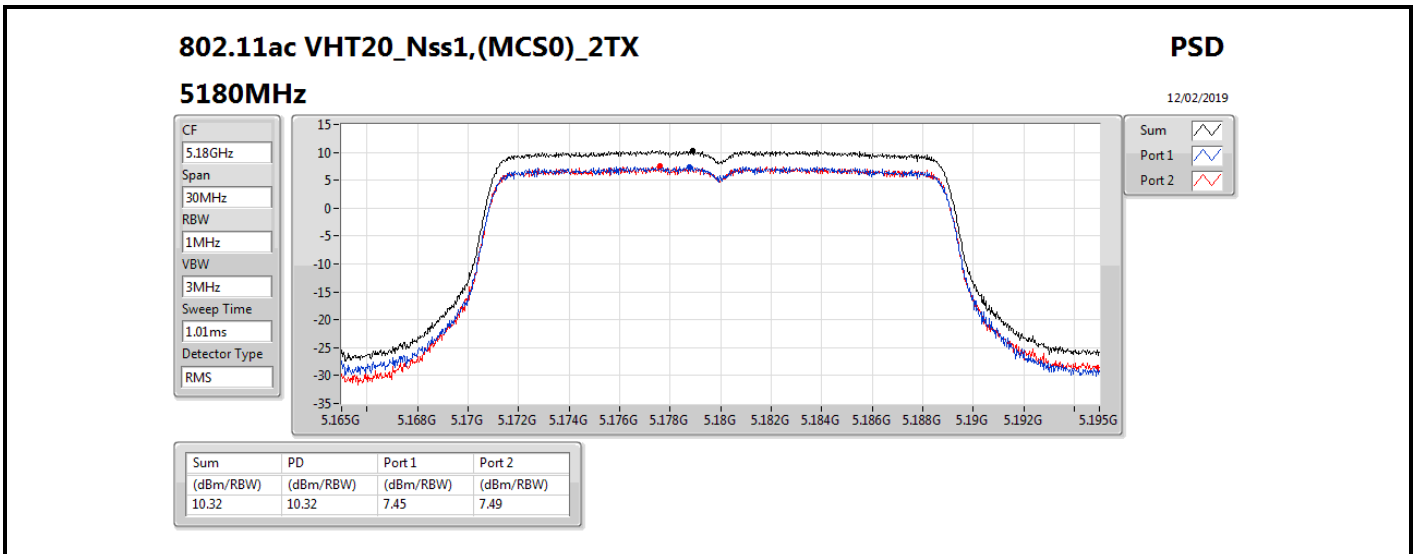


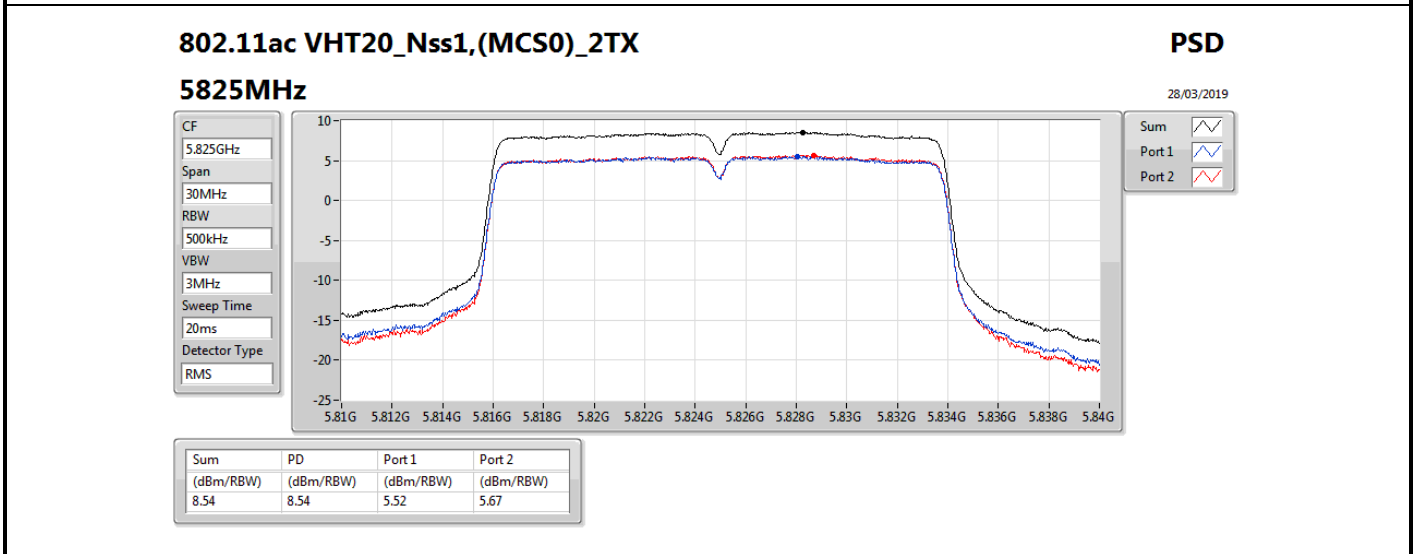
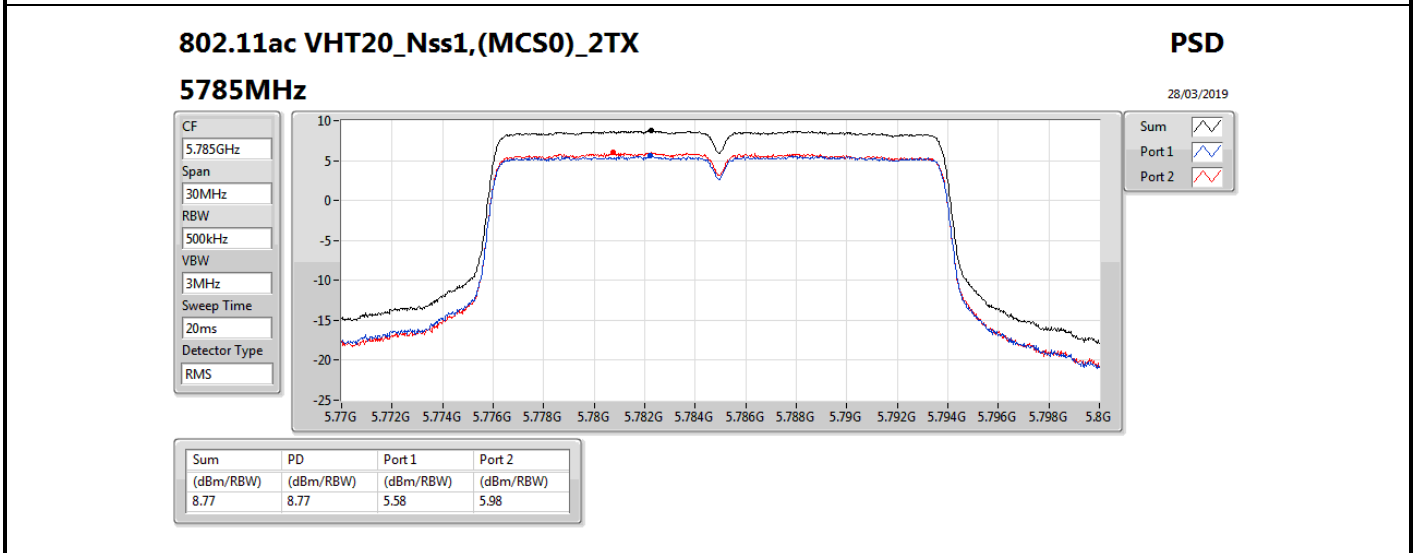
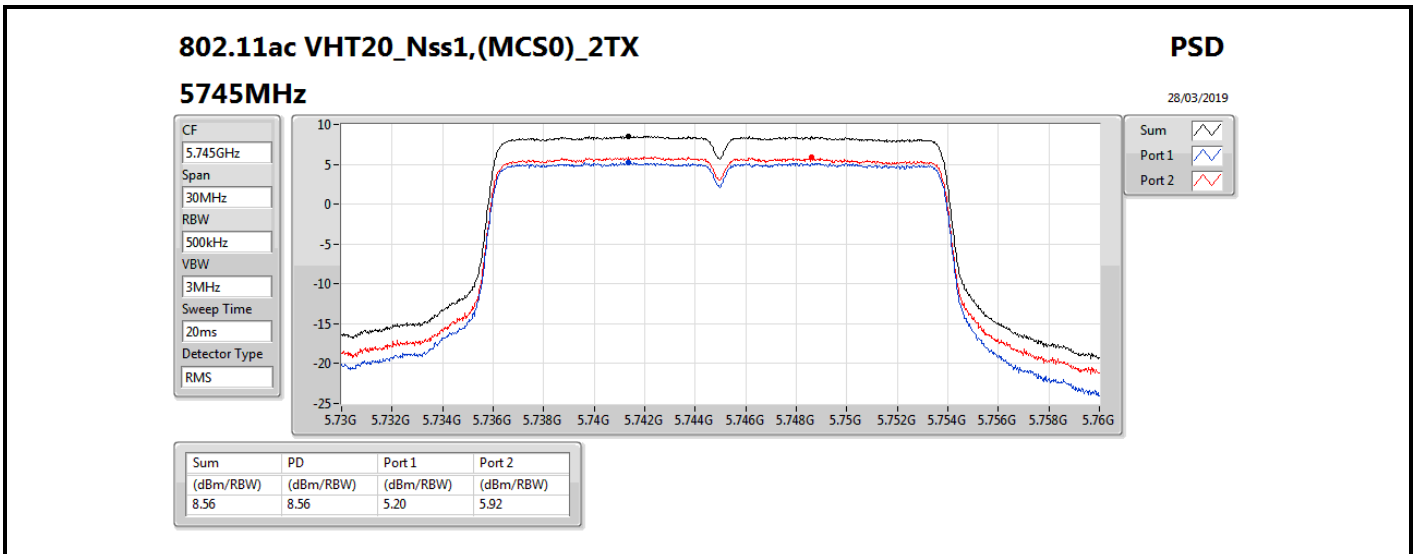


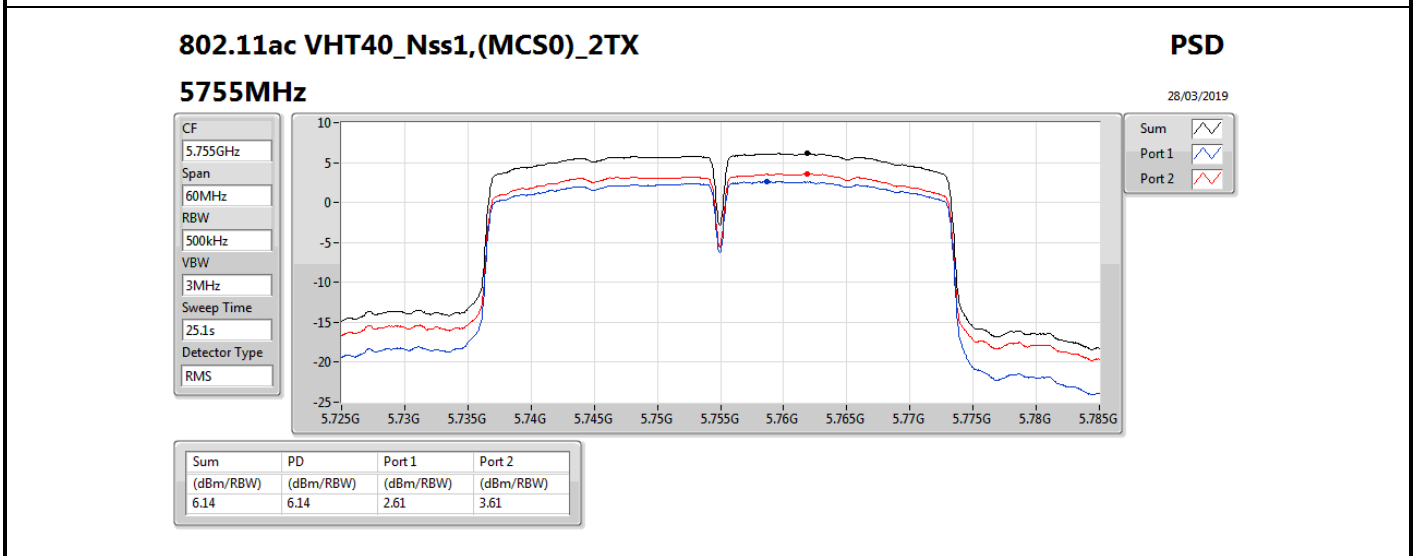
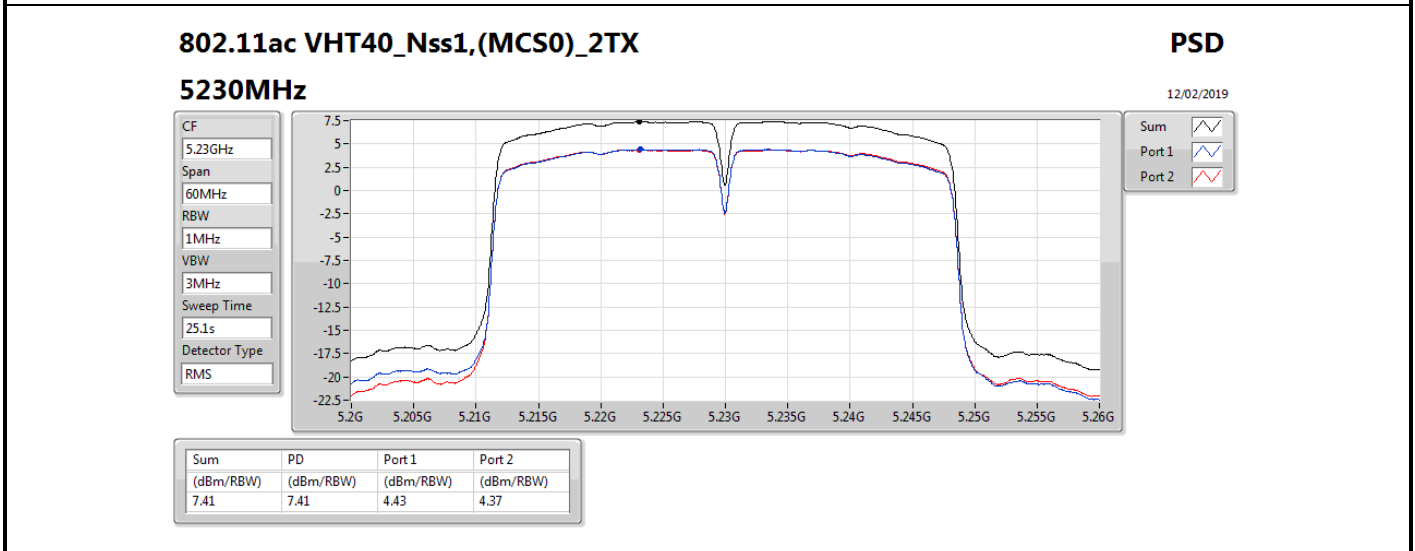
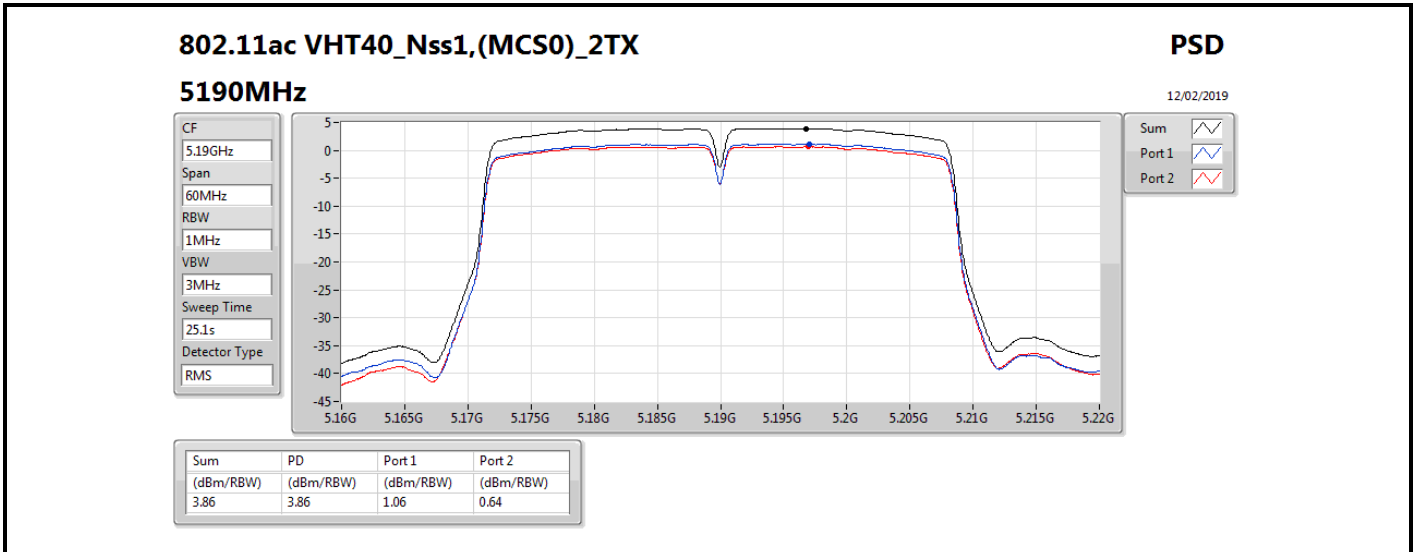


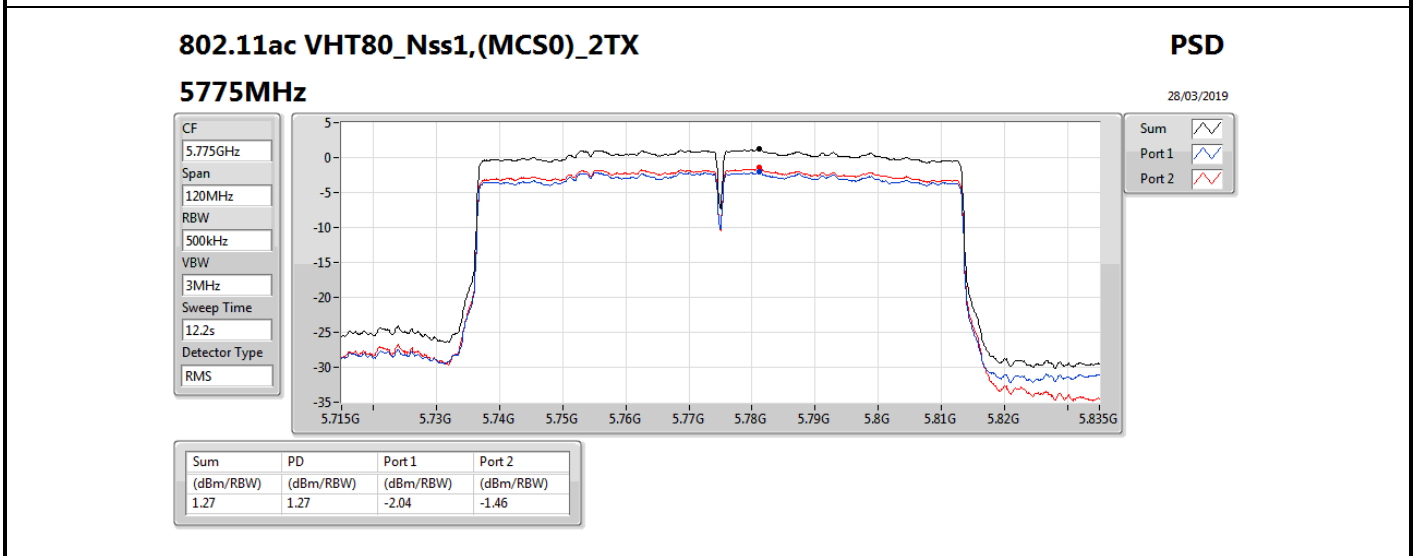
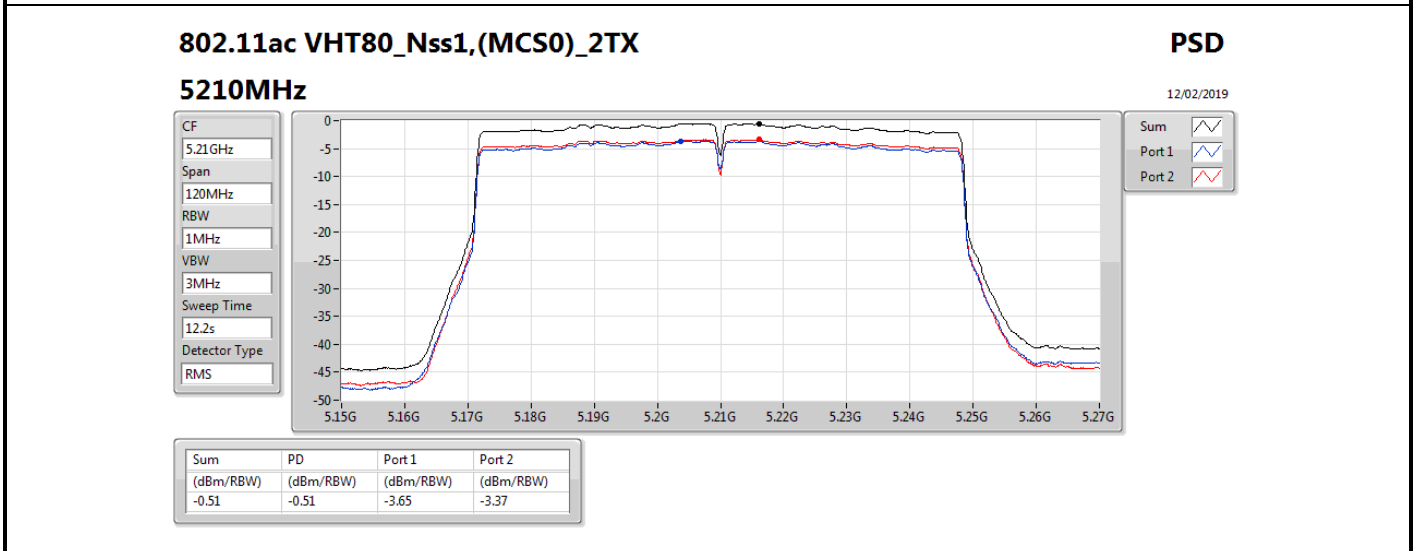
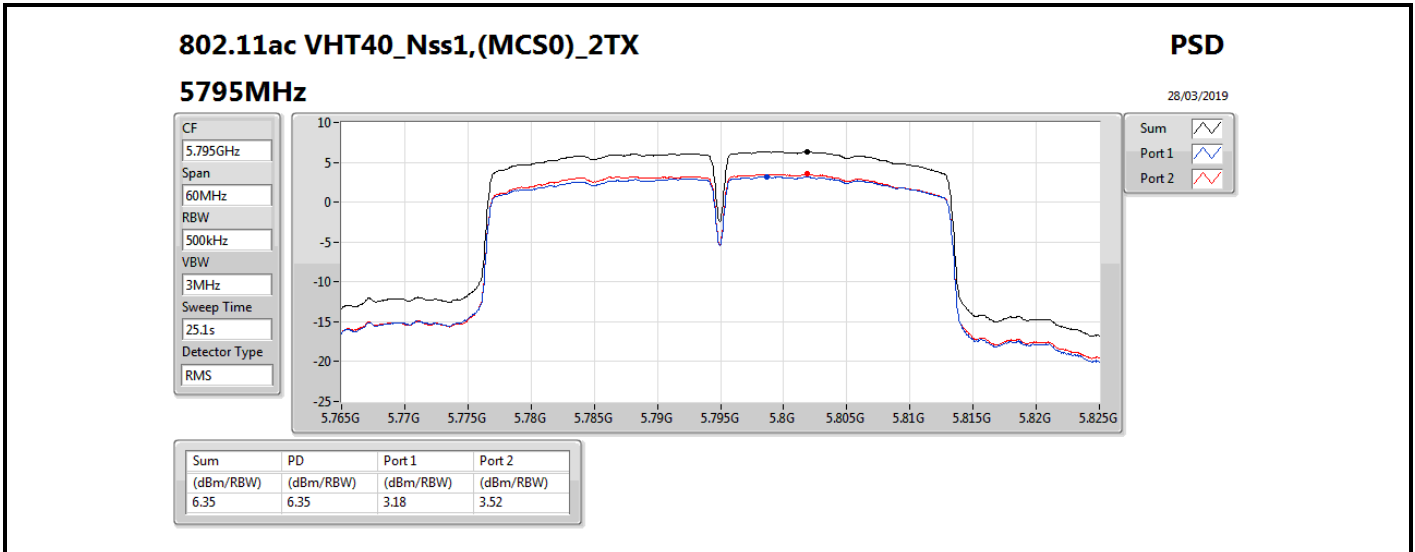














Summary

Mode	PD (dBm/RBW)	EIRP PD (dBm/RBW)
5.15-5.25GHz	-	-
802.11ac VHT20-BF_Nss1,(MCS0)_2TX	6.84	14.10
802.11ac VHT40-BF_Nss1,(MCS0)_2TX	8.28	15.54
802.11ac VHT80-BF_Nss1,(MCS0)_2TX	-1.77	5.49
5.725-5.85GHz	-	-
802.11ac VHT20-BF_Nss1,(MCS0)_2TX	5.89	13.15
802.11ac VHT40-BF_Nss1,(MCS0)_2TX	4.35	11.61
802.11ac VHT80-BF_Nss1,(MCS0)_2TX	-0.73	6.53

RBW = 500kHz for 5.725-5.85GHz band / 1MHz for other band;

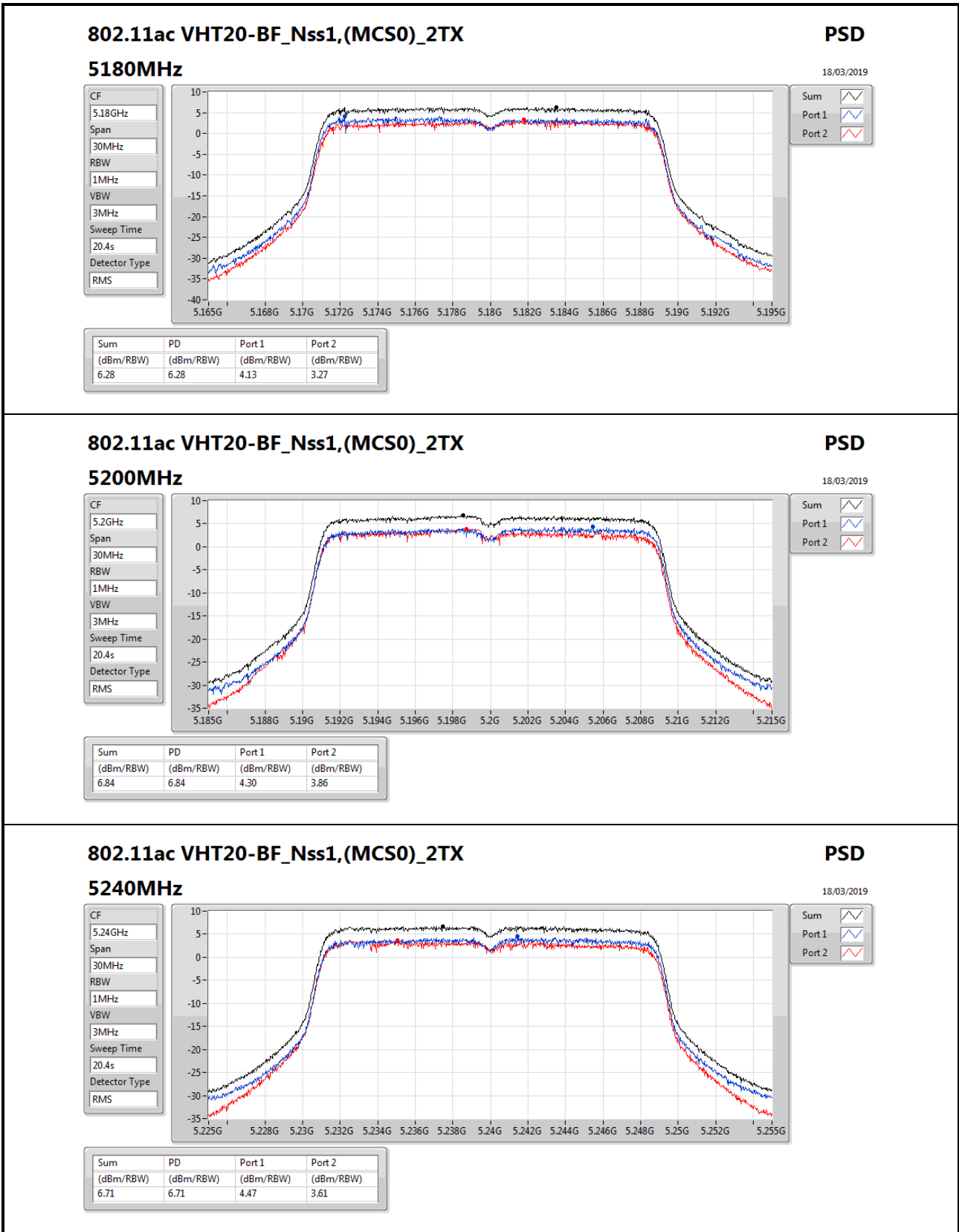


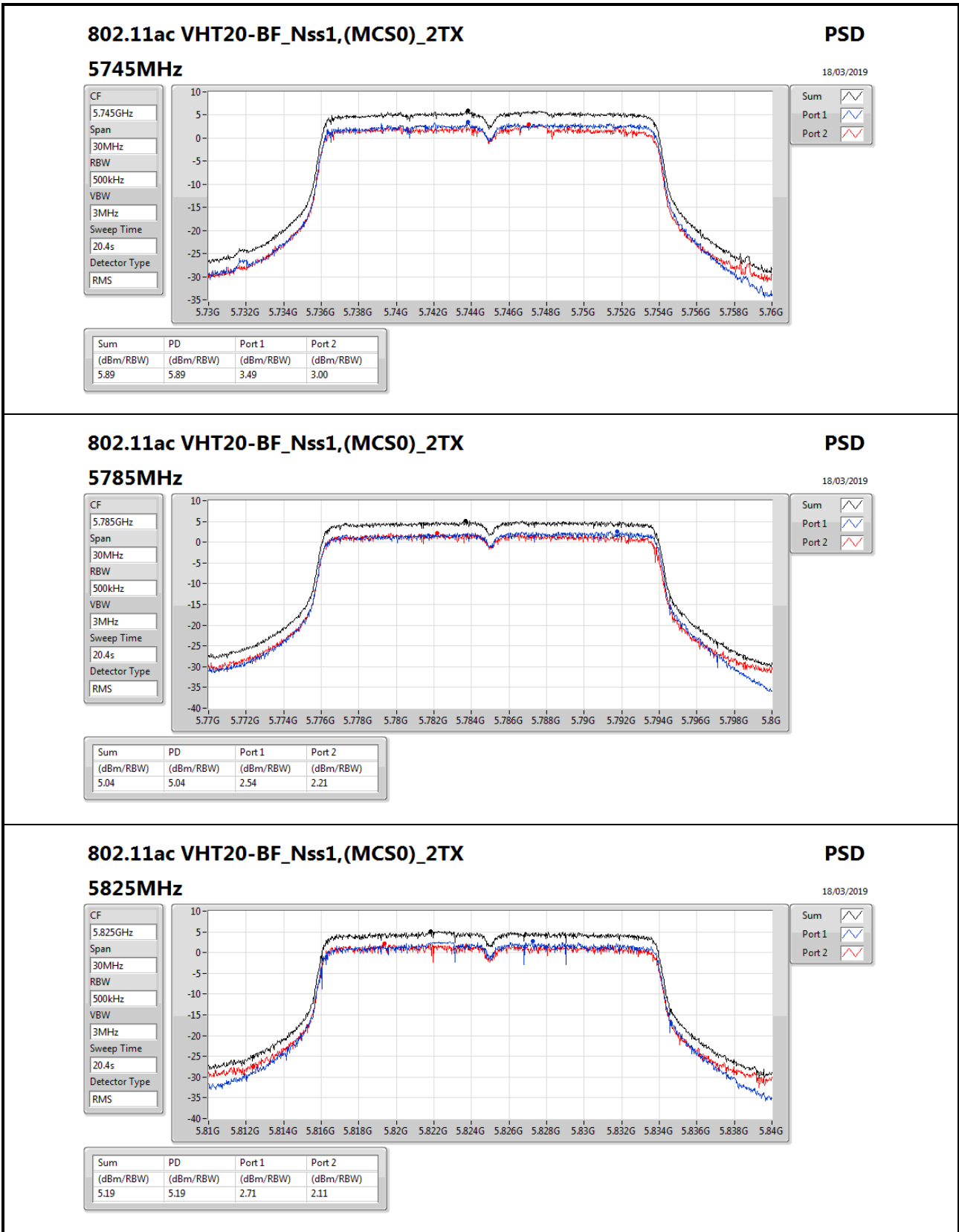
Result

Mode	Result	DG (dBi)	Port 1 (dBm/RBW)	Port 2 (dBm/RBW)	PD (dBm/RBW)	PD Limit (dBm/RBW)	EIRP PD (dBm/RBW)	EIRP PD Limit (dBm/RBW)
802.11ac VHT20-BF_Nss1,(MCS0)_2TX	-	-	-	-	-	-	-	-
5180MHz_TnomVnom	Pass	7.26	4.13	3.27	6.28	15.74	13.54	23.00
5200MHz_TnomVnom	Pass	7.26	4.30	3.86	6.84	15.74	14.10	23.00
5240MHz_TnomVnom	Pass	7.26	4.47	3.61	6.71	15.74	13.97	23.00
5745MHz_TnomVnom	Pass	7.26	3.49	3.00	5.89	28.74	13.15	36.00
5785MHz_TnomVnom	Pass	7.26	2.54	2.21	5.04	28.74	12.30	36.00
5825MHz_TnomVnom	Pass	7.26	2.71	2.11	5.19	28.74	12.45	36.00
802.11ac VHT40-BF_Nss1,(MCS0)_2TX	-	-	-	-	-	-	-	-
5190MHz_TnomVnom	Pass	7.26	-1.18	-2.02	1.23	15.74	8.49	23.00
5230MHz_TnomVnom	Pass	7.26	5.50	5.47	8.28	15.74	15.54	23.00
5755MHz_TnomVnom	Pass	7.26	2.19	1.44	4.35	28.74	11.61	36.00
5795MHz_TnomVnom	Pass	7.26	0.90	0.99	3.36	28.74	10.62	36.00
802.11ac VHT80-BF_Nss1,(MCS0)_2TX	-	-	-	-	-	-	-	-
5210MHz_TnomVnom	Pass	7.26	-4.01	-5.24	-1.77	15.74	5.49	23.00
5775MHz_TnomVnom	Pass	7.26	-4.01	-3.23	-0.73	28.74	6.53	36.00

DG = Directional Gain; RBW = 500kHz for 5.725-5.85GHz band / 1MHz for other band;

PD = trace bin-by-bin of each transmits port summing can be performed maximum power density; Port X = Port Xpower density;





802.11ac VHT20-BF_Nss1,(MCS0)_2TX

5825MHz

PSD

18/03/2019

CF
5.825GHz

Span
30MHz

RBW
500kHz

VBW
3MHz

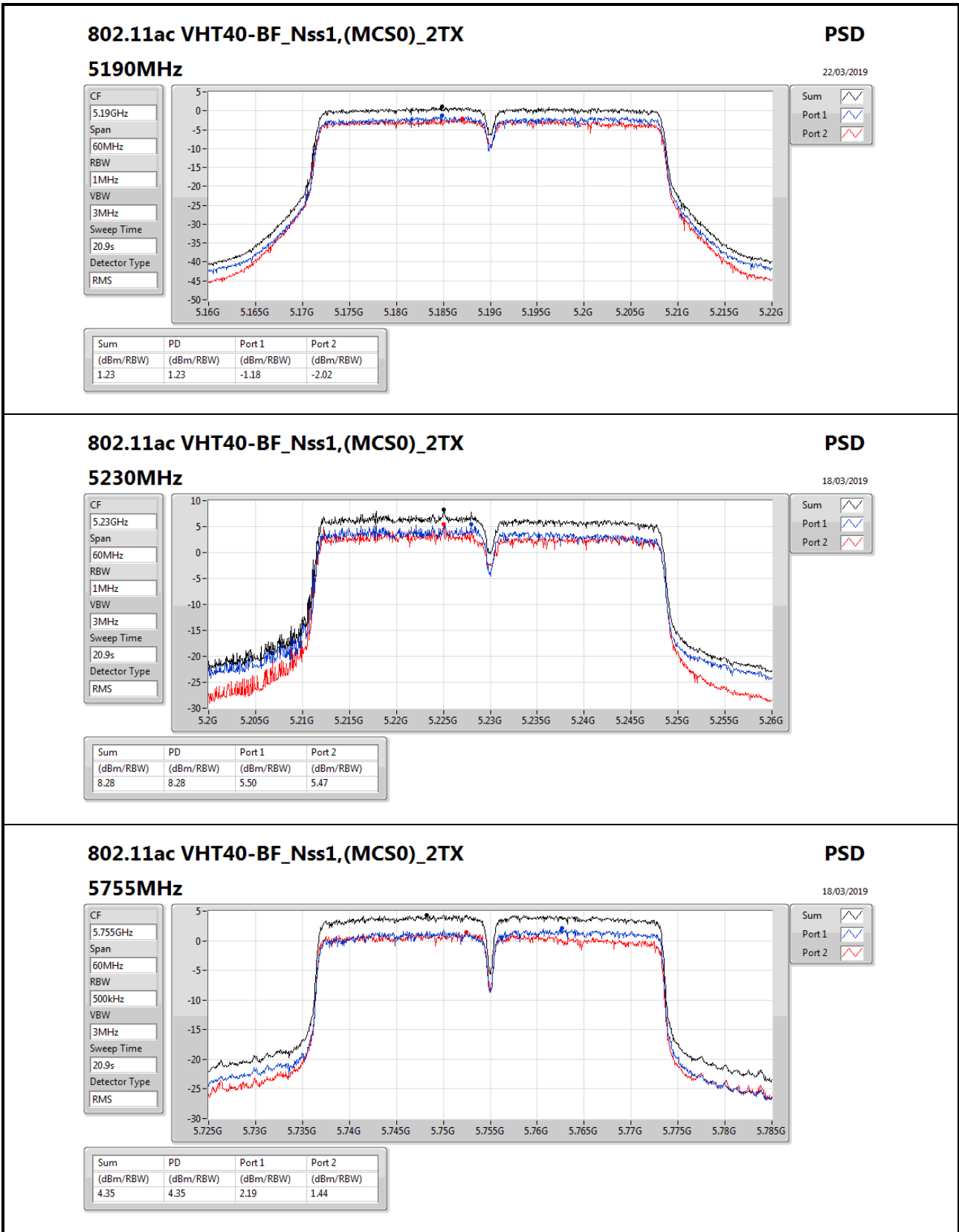
Sweep Time
20.4s

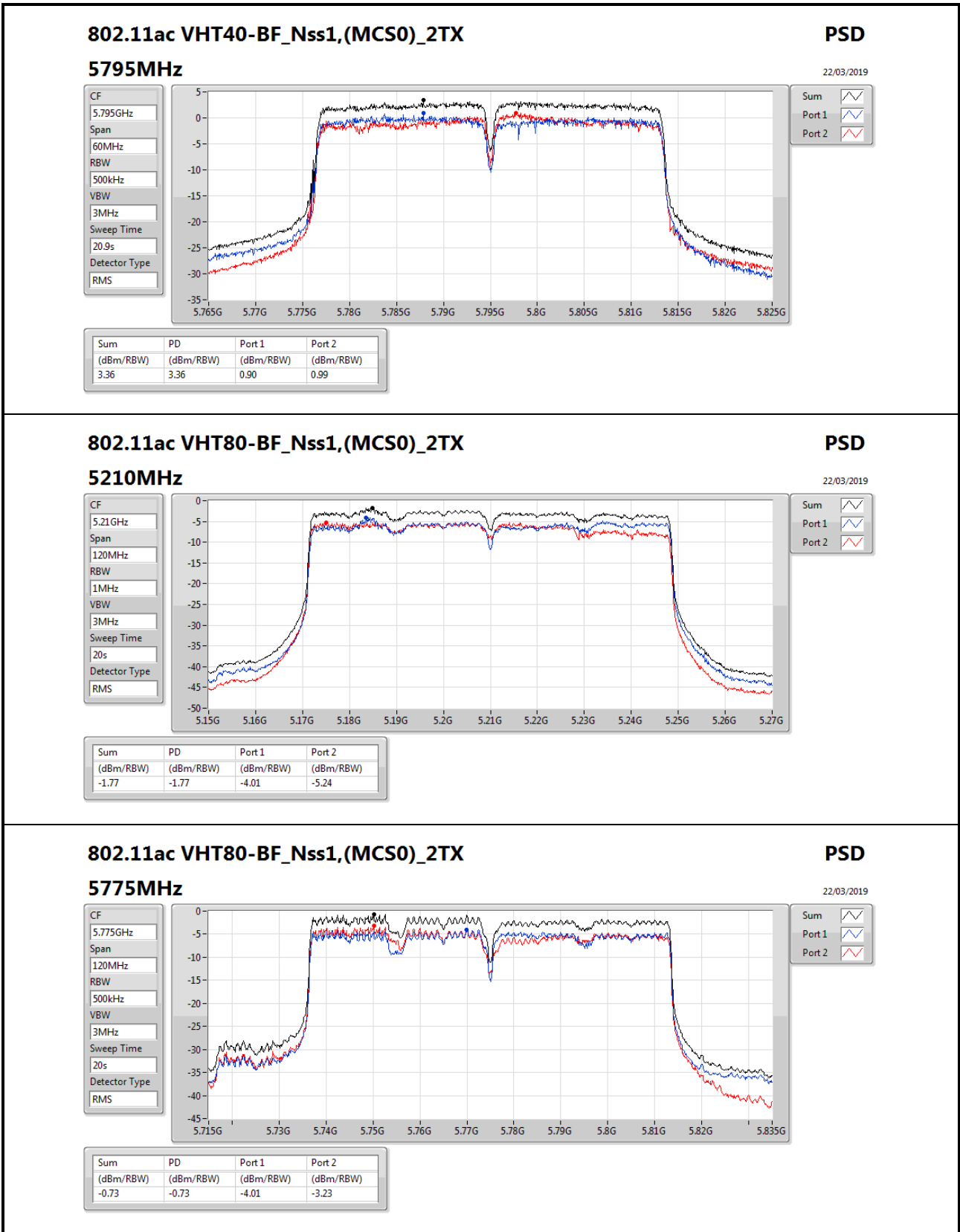
Detector Type
RMS

Sum

Port 1

Port 2





802.11ac VHT80-BF_Nss1,(MCS0)_2TX

5775MHz

PSD

22/03/2019

CF
5.775GHz

Span
120MHz

RBW
500kHz

VBW
3MHz

Sweep Time
20s

Detector Type
RMS

Sum

Port 1

Port 2



Summary

Mode	Result	Type	Freq (Hz)	Level (dBuV/m)	Limit (dBuV/m)	Margin (dB)	Factor (dB)	Dist (m)	Condition	Azimuth (°)	Height (m)	Comments
5.725-5.85GHz	-	-	-	-	-	-	-	-	-	-	-	-
802.11ac VHT80_Nss1,(MCS0)_2TX	Pass	QP	375.22M	44.89	46.00	-1.11	-4.07	3	Horizontal	110	1.55	-



Result

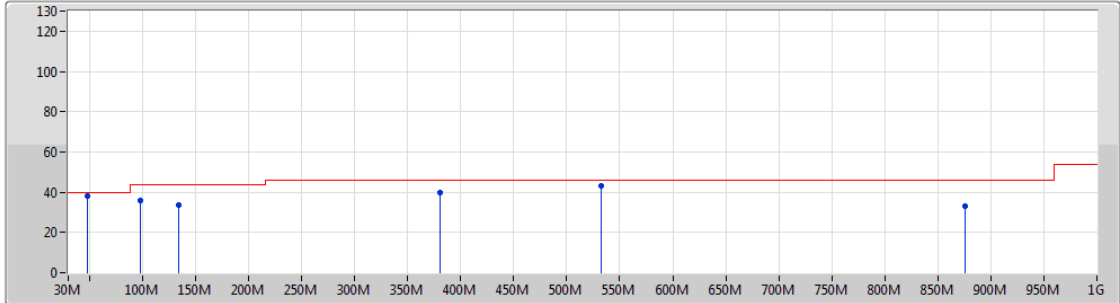
Mode	Result	Type	Freq (Hz)	Level (dBuV/m)	Limit (dBuV/m)	Margin (dB)	Factor (dB)	Dist (m)	Condition	Azimuth (°)	Height (m)	Comments
802.11ac VHT80_Nss1,(MCS0)_2TX	-	-	-	-	-	-	-	-	-	-	-	-
5775MHz	Pass	QP	48.57M	38.34	40.00	-1.66	-12.13	3	Vertical	15	1.23	-
5775MHz	Pass	PK	98.44M	36.04	43.50	-7.46	-9.63	3	Vertical	360	1.00	-
5775MHz	Pass	QP	134.62M	33.68	43.50	-9.82	-8.32	3	Vertical	292	1.15	-
5775MHz	Pass	QP	380.12M	39.51	46.00	-6.49	-4.04	3	Vertical	208	1.05	-
5775MHz	Pass	QP	532.12M	42.87	46.00	-3.13	-1.36	3	Vertical	283	1.02	-
5775MHz	Pass	PK	876.21M	32.86	46.00	-13.14	2.70	3	Vertical	360	1.00	-
5775MHz	Pass	QP	32.54M	35.41	40.00	-4.59	-4.25	3	Horizontal	160	2.97	-
5775MHz	Pass	QP	60.88M	38.78	40.00	-1.22	-14.44	3	Horizontal	333	2.58	-
5775MHz	Pass	PK	101.22M	38.06	43.50	-5.44	-9.17	3	Horizontal	0	1.00	-
5775MHz	Pass	QP	536.22M	38.53	46.00	-7.47	-1.02	3	Horizontal	230	1.02	-
5775MHz	Pass	QP	375.22M	44.89	46.00	-1.11	-4.07	3	Horizontal	110	1.55	-
5775MHz	Pass	PK	877.65M	37.32	46.00	-8.68	2.72	3	Horizontal	0	1.00	-



802.11ac VHT80_Nss1,(MCS0)_2TX

06/02/2019

5775MHz_PoE



Legend for the spectrum plot:

- Lim.PK
- PK
- Lim.AV
- AV

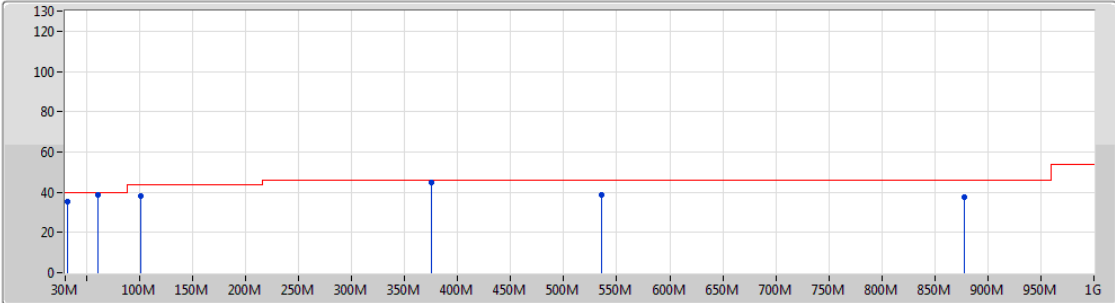
Type	Freq (Hz)	Level (dBuV/m)	Limit (dBuV/m)	Margin (dB)	Factor (dB)	Dist (m)	Condition	Azimuth (°)	Height (m)	Comments
QP	48.57M	38.34	40.00	-1.66	-12.13	3	Vertical	15	1.23	-
PK	98.44M	36.04	43.50	-7.46	-9.63	3	Vertical	360	1.00	-
QP	134.62M	33.68	43.50	-9.82	-8.32	3	Vertical	292	1.15	-
QP	380.12M	39.51	46.00	-6.49	-4.04	3	Vertical	208	1.05	-
QP	532.12M	42.87	46.00	-3.13	-1.36	3	Vertical	283	1.02	-
PK	876.21M	32.86	46.00	-13.14	2.70	3	Vertical	360	1.00	-



802.11ac VHT80_Nss1,(MCS0)_2TX

06/02/2019

5775MHz_PoE



Legend for the plot:

- Lim.PK
- PK
- Lim.AV
- AV

Type	Freq (Hz)	Level (dBuV/m)	Limit (dBuV/m)	Margin (dB)	Factor (dB)	Dist (m)	Condition	Azimuth (°)	Height (m)	Comments
QP	32.54M	35.41	40.00	-4.59	-4.25	3	Horizontal	160	2.97	-
QP	60.88M	38.78	40.00	-1.22	-14.44	3	Horizontal	333	2.58	-
PK	101.22M	38.06	43.50	-5.44	-9.17	3	Horizontal	0	1.00	-
QP	536.22M	38.53	46.00	-7.47	-1.02	3	Horizontal	230	1.02	-
QP	375.22M	44.89	46.00	-1.11	-4.07	3	Horizontal	110	1.55	-
PK	877.65M	37.32	46.00	-8.68	2.72	3	Horizontal	0	1.00	-



Summary

Mode	Result	Type	Freq (Hz)	Level (dBuV/m)	Limit (dBuV/m)	Margin (dB)	Factor (dB)	Dist (m)	Condition	Azimuth (°)	Height (m)	Comments
5.15-5.25GHz	-	-	-	-	-	-	-	-	-	-	-	-
802.11a_Nss1,(6Mbps)_1TX(Port1)	Pass	AV	5.15G	53.81	54.00	-0.19	2.74	3	Horizontal	270	1.79	-
802.11a_Nss1,(6Mbps)_1TX(Port2)	Pass	AV	5.1496G	53.37	54.00	-0.63	7.00	3	Horizontal	257	1.82	-
802.11a_Nss1,(6Mbps)_2TX	Pass	AV	5.15G	53.12	54.00	-0.88	2.74	3	Horizontal	346	1.09	-
802.11ac VHT20_Nss1,(MCS0)_2TX	Pass	AV	5.1498G	53.54	54.00	-0.46	7.00	3	Horizontal	50	2.06	-
802.11ac VHT40_Nss1,(MCS0)_2TX	Pass	AV	5.1472G	53.77	54.00	-0.23	7.00	3	Horizontal	55	1.73	-
802.11ac VHT80_Nss1,(MCS0)_2TX	Pass	AV	5.145G	52.72	54.00	-1.28	7.00	3	Horizontal	59	1.64	-
5.725-5.85GHz	-	-	-	-	-	-	-	-	-	-	-	-
802.11a_Nss1,(6Mbps)_1TX(Port1)	Pass	PK	17.23932G	66.87	68.20	-1.33	19.41	3	Horizontal	241	2.48	-
802.11a_Nss1,(6Mbps)_1TX(Port2)	Pass	AV	11.65018G	50.05	54.00	-3.95	16.50	3	Vertical	165	1.39	-
802.11a_Nss1,(6Mbps)_2TX	Pass	PK	17.4882G	63.12	68.20	-5.08	21.35	3	Vertical	82	1.53	-
802.11ac VHT20_Nss1,(MCS0)_2TX	Pass	PK	17.46192G	62.69	68.20	-5.51	21.15	3	Vertical	18	1.50	-
802.11ac VHT40_Nss1,(MCS0)_2TX	Pass	PK	17.271G	63.76	68.20	-4.44	19.67	3	Horizontal	233	1.81	-
802.11ac VHT80_Nss1,(MCS0)_2TX	Pass	PK	5.649G	67.82	68.20	-0.38	7.67	3	Vertical	271	1.76	-



Result

Mode	Result	Type	Freq (Hz)	Level (dBuV/m)	Limit (dBuV/m)	Margin (dB)	Factor (dB)	Dist (m)	Condition	Azimuth (°)	Height (m)	Comments
802.11a_Nss1,(6Mbps)_1TX(Port1)	-	-	-	-	-	-	-	-	-	-	-	-
5180MHz	Pass	AV	5.15G	52.72	54.00	-1.28	2.74	3	Vertical	266	2.38	-
5180MHz	Pass	AV	5.1832G	99.30	Inf	-Inf	2.78	3	Vertical	266	2.38	-
5180MHz	Pass	PK	5.1496G	66.99	74.00	-7.01	2.74	3	Vertical	266	2.38	-
5180MHz	Pass	PK	5.183G	108.80	Inf	-Inf	2.78	3	Vertical	266	2.38	-
5180MHz	Pass	AV	5.15G	53.55	54.00	-0.45	2.74	3	Horizontal	287	1.92	-
5180MHz	Pass	AV	5.1826G	99.93	Inf	-Inf	2.78	3	Horizontal	287	1.92	-
5180MHz	Pass	PK	5.1494G	67.01	74.00	-6.99	2.74	3	Horizontal	287	1.92	-
5180MHz	Pass	PK	5.1766G	109.50	Inf	-Inf	2.77	3	Horizontal	287	1.92	-
5180MHz	Pass	AV	15.53898G	45.11	54.00	-8.89	14.09	3	Vertical	2	1.63	-
5180MHz	Pass	PK	10.3564G	60.35	68.20	-7.85	12.63	3	Vertical	151	1.77	-
5180MHz	Pass	PK	15.546G	57.95	74.00	-16.05	14.05	3	Vertical	2	1.63	-
5180MHz	Pass	AV	15.54168G	49.90	54.00	-4.10	14.08	3	Horizontal	228	1.61	-
5180MHz	Pass	PK	10.3612G	58.54	68.20	-9.66	12.64	3	Horizontal	166	1.80	-
5180MHz	Pass	PK	15.54012G	63.07	74.00	-10.93	14.08	3	Horizontal	228	1.61	-
5200MHz	Pass	AV	5.15G	51.99	54.00	-2.01	2.74	3	Vertical	246	2.22	-
5200MHz	Pass	AV	5.2032G	100.83	Inf	-Inf	2.80	3	Vertical	246	2.22	-
5200MHz	Pass	PK	5.1488G	66.53	74.00	-7.47	2.74	3	Vertical	246	2.22	-
5200MHz	Pass	PK	5.2072G	110.77	Inf	-Inf	2.81	3	Vertical	246	2.22	-
5200MHz	Pass	AV	5.15G	53.81	54.00	-0.19	2.74	3	Horizontal	270	1.79	-
5200MHz	Pass	AV	5.2032G	101.79	Inf	-Inf	2.80	3	Horizontal	270	1.79	-
5200MHz	Pass	PK	5.15G	67.88	74.00	-6.12	2.74	3	Horizontal	270	1.79	-
5200MHz	Pass	PK	5.2028G	111.63	Inf	-Inf	2.80	3	Horizontal	270	1.79	-
5200MHz	Pass	AV	15.60012G	47.01	54.00	-6.99	13.79	3	Vertical	33	1.83	-
5200MHz	Pass	PK	10.4027G	64.76	68.20	-3.44	12.73	3	Vertical	148	1.66	-
5200MHz	Pass	PK	15.6006G	60.31	74.00	-13.69	13.79	3	Vertical	33	1.83	-
5200MHz	Pass	AV	15.59898G	52.04	54.00	-1.96	13.79	3	Horizontal	228	1.61	-
5200MHz	Pass	PK	10.40054G	61.12	68.20	-7.08	12.73	3	Horizontal	166	1.73	-
5200MHz	Pass	PK	15.59496G	65.22	74.00	-8.78	13.82	3	Horizontal	228	1.61	-
5240MHz	Pass	AV	5.1494G	44.59	54.00	-9.41	2.74	3	Vertical	252	2.08	-
5240MHz	Pass	AV	5.243G	101.45	Inf	-Inf	2.85	3	Vertical	252	2.08	-
5240MHz	Pass	AV	5.3744G	42.87	54.00	-11.13	2.99	3	Vertical	252	2.08	-
5240MHz	Pass	PK	5.144G	57.42	74.00	-16.58	2.74	3	Vertical	252	2.08	-
5240MHz	Pass	PK	5.2472G	111.70	Inf	-Inf	2.85	3	Vertical	252	2.08	-
5240MHz	Pass	PK	5.3822G	55.06	74.00	-18.94	3.01	3	Vertical	252	2.08	-
5240MHz	Pass	AV	5.1482G	45.24	54.00	-8.76	2.74	3	Horizontal	280	1.84	-
5240MHz	Pass	AV	5.2436G	101.57	Inf	-Inf	2.85	3	Horizontal	280	1.84	-
5240MHz	Pass	AV	5.3504G	42.74	54.00	-11.26	2.97	3	Horizontal	280	1.84	-
5240MHz	Pass	PK	5.1488G	58.36	74.00	-15.64	2.74	3	Horizontal	280	1.84	-
5240MHz	Pass	PK	5.2472G	111.46	Inf	-Inf	2.85	3	Horizontal	280	1.84	-
5240MHz	Pass	PK	5.3876G	62.22	74.00	-11.78	3.01	3	Horizontal	280	1.84	-
5240MHz	Pass	AV	15.7224G	47.32	54.00	-6.68	13.21	3	Vertical	36	1.90	-
5240MHz	Pass	PK	10.48276G	64.48	68.20	-3.72	12.91	3	Vertical	154	1.50	-
5240MHz	Pass	PK	15.72054G	60.80	74.00	-13.20	13.21	3	Vertical	36	1.90	-
5240MHz	Pass	AV	15.7188G	52.79	54.00	-1.21	13.22	3	Horizontal	219	1.62	-
5240MHz	Pass	PK	10.48048G	59.10	68.20	-9.10	12.90	3	Horizontal	204	1.56	-
5240MHz	Pass	PK	15.7206G	65.69	74.00	-8.31	13.21	3	Horizontal	219	1.62	-
802.11a_Nss1,(6Mbps)_1TX(Port2)	-	-	-	-	-	-	-	-	-	-	-	-



RSE TX above 1GHz Result_Non-Beamforming

Appendix E.2

Mode	Result	Type	Freq (Hz)	Level (dBuV/m)	Limit (dBuV/m)	Margin (dB)	Factor (dB)	Dist (m)	Condition	Azimuth (°)	Height (m)	Comments
5180MHz	Pass	AV	5.1494G	50.33	54.00	-3.67	7.00	3	Vertical	151	2.88	-
5180MHz	Pass	AV	5.1826G	95.08	Inf	-Inf	7.02	3	Vertical	151	2.88	-
5180MHz	Pass	PK	5.1484G	62.49	74.00	-11.51	7.00	3	Vertical	151	2.88	-
5180MHz	Pass	PK	5.1834G	104.13	Inf	-Inf	7.02	3	Vertical	151	2.88	-
5180MHz	Pass	AV	5.1496G	53.37	54.00	-0.63	7.00	3	Horizontal	257	1.82	-
5180MHz	Pass	AV	5.1792G	95.03	Inf	-Inf	7.02	3	Horizontal	257	1.82	-
5180MHz	Pass	PK	5.1492G	66.48	74.00	-7.52	7.00	3	Horizontal	257	1.82	-
5180MHz	Pass	PK	5.1742G	104.22	Inf	-Inf	7.00	3	Horizontal	257	1.82	-
5180MHz	Pass	AV	15.53748G	46.10	54.00	-7.90	17.01	3	Vertical	24	1.98	-
5180MHz	Pass	PK	10.36948G	56.40	68.20	-11.80	15.87	3	Vertical	154	2.14	-
5180MHz	Pass	PK	15.54162G	57.95	74.00	-16.05	17.00	3	Vertical	24	1.98	-
5180MHz	Pass	AV	15.5331G	46.58	54.00	-7.42	17.03	3	Horizontal	300	1.51	-
5180MHz	Pass	PK	10.35808G	55.43	68.20	-12.77	15.85	3	Horizontal	235	1.88	-
5180MHz	Pass	PK	15.54474G	58.68	74.00	-15.32	16.98	3	Horizontal	300	1.51	-
5200MHz	Pass	AV	5.1332G	47.62	54.00	-6.38	7.00	3	Vertical	299	1.51	-
5200MHz	Pass	AV	5.1944G	85.84	Inf	-Inf	7.02	3	Vertical	299	1.51	-
5200MHz	Pass	PK	5.1116G	59.07	74.00	-14.93	6.99	3	Vertical	299	1.51	-
5200MHz	Pass	PK	5.1936G	96.81	Inf	-Inf	7.02	3	Vertical	299	1.51	-
5200MHz	Pass	AV	5.1488G	48.17	54.00	-5.83	7.00	3	Horizontal	344	1.50	-
5200MHz	Pass	AV	5.2032G	101.19	Inf	-Inf	7.02	3	Horizontal	344	1.50	-
5200MHz	Pass	PK	5.1496G	60.54	74.00	-13.46	7.00	3	Horizontal	344	1.50	-
5200MHz	Pass	PK	5.202G	112.28	Inf	-Inf	7.02	3	Horizontal	344	1.50	-
5200MHz	Pass	AV	15.60078G	45.98	54.00	-8.02	16.82	3	Vertical	104	2.24	-
5200MHz	Pass	PK	10.41074G	55.52	68.20	-12.68	15.94	3	Vertical	38	1.26	-
5200MHz	Pass	PK	15.60846G	58.00	74.00	-16.00	16.79	3	Vertical	104	2.24	-
5200MHz	Pass	AV	15.60222G	46.97	54.00	-7.03	16.81	3	Horizontal	298	1.51	-
5200MHz	Pass	PK	10.41032G	56.17	68.20	-12.03	15.93	3	Horizontal	249	2.85	-
5200MHz	Pass	PK	15.6039G	59.70	74.00	-14.30	16.81	3	Horizontal	298	1.51	-
5240MHz	Pass	AV	5.1416G	47.66	54.00	-6.34	6.99	3	Vertical	152	2.97	-
5240MHz	Pass	AV	5.2424G	93.95	Inf	-Inf	7.10	3	Vertical	152	2.97	-
5240MHz	Pass	AV	5.3828G	47.61	54.00	-6.39	7.37	3	Vertical	152	2.97	-
5240MHz	Pass	PK	5.132G	60.08	74.00	-13.92	7.00	3	Vertical	152	2.97	-
5240MHz	Pass	PK	5.243G	104.83	Inf	-Inf	7.10	3	Vertical	152	2.97	-
5240MHz	Pass	PK	5.3648G	59.38	74.00	-14.62	7.33	3	Vertical	152	2.97	-
5240MHz	Pass	AV	5.0924G	47.50	54.00	-6.50	6.98	3	Horizontal	149	2.80	-
5240MHz	Pass	AV	5.2388G	94.06	Inf	-Inf	7.08	3	Horizontal	149	2.80	-
5240MHz	Pass	AV	5.3858G	47.85	54.00	-6.15	7.37	3	Horizontal	149	2.80	-
5240MHz	Pass	PK	5.0906G	58.77	74.00	-15.23	6.97	3	Horizontal	149	2.80	-
5240MHz	Pass	PK	5.2382G	105.07	Inf	-Inf	7.08	3	Horizontal	149	2.80	-
5240MHz	Pass	PK	5.3708G	59.70	74.00	-14.30	7.34	3	Horizontal	149	2.80	-
5240MHz	Pass	AV	15.72246G	46.35	54.00	-7.65	16.45	3	Vertical	149	1.33	-
5240MHz	Pass	PK	10.48012G	55.89	68.20	-12.31	16.05	3	Vertical	302	1.51	-
5240MHz	Pass	PK	15.72576G	59.84	74.00	-14.16	16.43	3	Vertical	149	1.33	-
5240MHz	Pass	AV	15.72228G	46.87	54.00	-7.13	16.45	3	Horizontal	296	1.53	-
5240MHz	Pass	PK	10.47262G	56.54	68.20	-11.66	16.03	3	Horizontal	233	2.85	-
5240MHz	Pass	PK	15.73044G	59.86	74.00	-14.14	16.42	3	Horizontal	296	1.53	-
802.11a_Nss1,(6Mbps)_1TX(Port1)	-	-	-	-	-	-	-	-	-	-	-	-
5745MHz	Pass	AV	5.7474G	103.21	Inf	-Inf	7.87	3	Vertical	278	1.67	-
5745MHz	Pass	PK	5.6514G	63.96	69.24	-5.28	7.66	3	Vertical	278	1.67	-



RSE TX above 1GHz Result_Non-Beamforming

Appendix E.2

Mode	Result	Type	Freq (Hz)	Level (dBuV/m)	Limit (dBuV/m)	Margin (dB)	Factor (dB)	Dist (m)	Condition	Azimuth (°)	Height (m)	Comments
5745MHz	Pass	PK	5.7522G	112.84	Inf	-Inf	7.89	3	Vertical	278	1.67	-
5745MHz	Pass	PK	5.9466G	62.24	68.20	-5.96	8.37	3	Vertical	278	1.67	-
5745MHz	Pass	AV	5.7486G	92.57	Inf	-Inf	7.89	3	Horizontal	268	1.03	-
5745MHz	Pass	PK	5.5878G	60.59	68.20	-7.61	7.59	3	Horizontal	268	1.03	-
5745MHz	Pass	PK	5.7486G	101.50	Inf	-Inf	7.89	3	Horizontal	268	1.03	-
5745MHz	Pass	PK	5.9898G	61.31	68.20	-6.89	8.43	3	Horizontal	268	1.03	-
5745MHz	Pass	AV	11.48964G	46.44	54.00	-7.56	16.63	3	Vertical	127	1.39	-
5745MHz	Pass	PK	11.49462G	58.79	74.00	-15.21	16.63	3	Vertical	127	1.39	-
5745MHz	Pass	PK	17.24484G	60.88	68.20	-7.32	19.47	3	Vertical	140	1.31	-
5745MHz	Pass	AV	11.49G	46.14	54.00	-7.86	16.63	3	Horizontal	277	1.50	-
5745MHz	Pass	PK	11.48544G	57.71	74.00	-16.29	16.63	3	Horizontal	277	1.50	-
5745MHz	Pass	PK	17.23932G	66.87	68.20	-1.33	19.41	3	Horizontal	241	2.48	-
5785MHz	Pass	AV	5.7874G	98.20	Inf	-Inf	3.70	3	Vertical	290	2.49	-
5785MHz	Pass	PK	5.6494G	56.91	68.20	-11.29	3.44	3	Vertical	290	2.49	-
5785MHz	Pass	PK	5.7874G	107.45	Inf	-Inf	3.70	3	Vertical	290	2.49	-
5785MHz	Pass	PK	5.9758G	57.21	68.20	-10.99	4.08	3	Vertical	290	2.49	-
5785MHz	Pass	AV	5.7778G	88.08	Inf	-Inf	3.68	3	Horizontal	278	1.01	-
5785MHz	Pass	PK	5.6326G	56.50	68.20	-11.70	3.41	3	Horizontal	278	1.01	-
5785MHz	Pass	PK	5.779G	97.48	Inf	-Inf	3.69	3	Horizontal	278	1.01	-
5785MHz	Pass	PK	5.9806G	56.95	68.20	-11.25	4.09	3	Horizontal	278	1.01	-
5785MHz	Pass	AV	11.5717G	44.43	54.00	-9.57	16.56	3	Vertical	35	1.44	-
5785MHz	Pass	PK	11.57368G	56.33	74.00	-17.67	16.56	3	Vertical	35	1.44	-
5785MHz	Pass	PK	17.36332G	61.77	68.20	-6.43	20.38	3	Vertical	245	1.50	-
5785MHz	Pass	AV	11.57G	49.54	54.00	-4.46	16.57	3	Horizontal	273	1.44	-
5785MHz	Pass	PK	11.56418G	61.45	74.00	-12.55	16.57	3	Horizontal	273	1.44	-
5785MHz	Pass	PK	17.35924G	61.73	68.20	-6.47	20.35	3	Horizontal	231	1.50	-
5825MHz	Pass	AV	5.8274G	98.44	Inf	-Inf	3.79	3	Vertical	291	2.53	-
5825MHz	Pass	PK	5.5598G	56.75	68.20	-11.45	3.25	3	Vertical	291	2.53	-
5825MHz	Pass	PK	5.8274G	108.07	Inf	-Inf	3.79	3	Vertical	291	2.53	-
5825MHz	Pass	PK	5.9654G	56.85	68.20	-11.35	4.06	3	Vertical	291	2.53	-
5825MHz	Pass	AV	5.8274G	86.48	Inf	-Inf	3.79	3	Horizontal	291	1.02	-
5825MHz	Pass	PK	5.6306G	56.29	68.20	-11.91	3.40	3	Horizontal	291	1.02	-
5825MHz	Pass	PK	5.8322G	95.97	Inf	-Inf	3.80	3	Horizontal	291	1.02	-
5825MHz	Pass	PK	5.9834G	56.74	68.20	-11.46	4.10	3	Horizontal	291	1.02	-
5825MHz	Pass	AV	11.64982G	47.53	54.00	-6.47	16.51	3	Vertical	34	2.99	-
5825MHz	Pass	PK	11.64706G	59.91	74.00	-14.09	16.51	3	Vertical	34	2.99	-
5825MHz	Pass	PK	17.468G	62.91	68.20	-5.29	21.19	3	Vertical	305	1.50	-
5825MHz	Pass	AV	11.65272G	46.11	54.00	-7.89	16.50	3	Horizontal	305	1.49	-
5825MHz	Pass	PK	11.64872G	57.81	74.00	-16.19	16.51	3	Horizontal	305	1.49	-
5825MHz	Pass	PK	17.47084G	63.05	68.20	-5.15	21.21	3	Horizontal	232	1.50	-
802.11a_Nss1,(6Mbps)_1TX(Port2)	-	-	-	-	-	-	-	-	-	-	-	-
5745MHz	Pass	AV	5.7486G	85.46	Inf	-Inf	7.89	3	Vertical	155	2.33	-
5745MHz	Pass	PK	5.5146G	61.26	68.20	-6.94	7.72	3	Vertical	155	2.33	-
5745MHz	Pass	PK	5.7522G	94.64	Inf	-Inf	7.89	3	Vertical	155	2.33	-
5745MHz	Pass	PK	5.9898G	61.25	68.20	-6.95	8.43	3	Vertical	155	2.33	-
5745MHz	Pass	AV	5.7474G	92.02	Inf	-Inf	7.87	3	Horizontal	25	1.46	-
5745MHz	Pass	PK	5.6286G	60.13	68.20	-8.07	7.63	3	Horizontal	25	1.46	-
5745MHz	Pass	PK	5.7522G	101.82	Inf	-Inf	7.89	3	Horizontal	25	1.46	-
5745MHz	Pass	PK	5.967G	60.59	68.20	-7.61	8.40	3	Horizontal	25	1.46	-



RSE TX above 1GHz Result_Non-Beamforming

Appendix E.2

Mode	Result	Type	Freq (Hz)	Level (dBuV/m)	Limit (dBuV/m)	Margin (dB)	Factor (dB)	Dist (m)	Condition	Azimuth (°)	Height (m)	Comments
5745MHz	Pass	AV	11.4921G	46.32	54.00	-7.68	16.63	3	Vertical	165	1.35	-
5745MHz	Pass	PK	11.49888G	58.29	74.00	-15.71	16.62	3	Vertical	165	1.35	-
5745MHz	Pass	PK	17.22282G	61.03	68.20	-7.17	19.29	3	Vertical	263	1.55	-
5745MHz	Pass	AV	11.4925G	49.32	54.00	-4.68	16.63	3	Horizontal	71	1.42	-
5745MHz	Pass	PK	11.4929G	60.65	74.00	-13.35	16.63	3	Horizontal	71	1.42	-
5745MHz	Pass	PK	17.22984G	63.03	68.20	-5.17	19.35	3	Horizontal	237	1.43	-
5785MHz	Pass	AV	5.7886G	83.27	Inf	-Inf	7.99	3	Vertical	150	2.91	-
5785MHz	Pass	PK	5.6086G	60.47	68.20	-7.73	7.60	3	Vertical	150	2.91	-
5785MHz	Pass	PK	5.7922G	92.86	Inf	-Inf	7.99	3	Vertical	150	2.91	-
5785MHz	Pass	PK	5.9758G	61.20	68.20	-7.00	8.42	3	Vertical	150	2.91	-
5785MHz	Pass	AV	5.7802G	90.46	Inf	-Inf	7.97	3	Horizontal	30	1.50	-
5785MHz	Pass	PK	5.5858G	60.31	68.20	-7.89	7.60	3	Horizontal	30	1.50	-
5785MHz	Pass	PK	5.779G	99.58	Inf	-Inf	7.97	3	Horizontal	30	1.50	-
5785MHz	Pass	PK	5.983G	61.70	68.20	-6.50	8.42	3	Horizontal	30	1.50	-
5785MHz	Pass	AV	11.56994G	47.50	54.00	-6.50	16.57	3	Vertical	164	1.37	-
5785MHz	Pass	PK	11.56868G	59.22	74.00	-14.78	16.57	3	Vertical	164	1.37	-
5785MHz	Pass	PK	17.35656G	61.69	68.20	-6.51	20.32	3	Vertical	74	2.35	-
5785MHz	Pass	AV	11.57174G	46.37	54.00	-7.63	16.56	3	Horizontal	74	1.55	-
5785MHz	Pass	PK	11.57726G	57.89	74.00	-16.11	16.56	3	Horizontal	74	1.55	-
5785MHz	Pass	PK	17.34662G	61.61	68.20	-6.59	20.26	3	Horizontal	41	1.50	-
5825MHz	Pass	AV	5.8274G	84.74	Inf	-Inf	8.09	3	Vertical	150	2.62	-
5825MHz	Pass	PK	5.6234G	60.16	68.20	-8.04	7.61	3	Vertical	150	2.62	-
5825MHz	Pass	PK	5.8322G	94.76	Inf	-Inf	8.10	3	Vertical	150	2.62	-
5825MHz	Pass	PK	5.9606G	61.32	68.20	-6.88	8.38	3	Vertical	150	2.62	-
5825MHz	Pass	AV	5.8286G	89.99	Inf	-Inf	8.10	3	Horizontal	31	1.52	-
5825MHz	Pass	PK	5.573G	60.29	68.20	-7.91	7.62	3	Horizontal	31	1.52	-
5825MHz	Pass	PK	5.8286G	98.96	Inf	-Inf	8.10	3	Horizontal	31	1.52	-
5825MHz	Pass	PK	5.9642G	61.29	68.20	-6.91	8.39	3	Horizontal	31	1.52	-
5825MHz	Pass	AV	11.64988G	47.13	54.00	-6.87	16.51	3	Vertical	167	1.39	-
5825MHz	Pass	PK	11.64448G	58.37	74.00	-15.63	16.51	3	Vertical	167	1.39	-
5825MHz	Pass	PK	17.4795G	62.55	68.20	-5.65	21.28	3	Vertical	256	1.64	-
5825MHz	Pass	AV	11.65018G	50.05	54.00	-3.95	16.50	3	Vertical	165	1.39	-
5825MHz	Pass	PK	11.64448G	62.18	74.00	-11.82	16.51	3	Vertical	165	1.39	-
5825MHz	Pass	PK	17.47836G	62.21	68.20	-5.99	21.28	3	Vertical	140	2.08	-
802.11a_Nss1,(6Mbps)_2TX	-	-	-	-	-	-	-	-	-	-	-	-
5180MHz	Pass	AV	5.15G	51.86	54.00	-2.14	2.74	3	Vertical	301	2.03	-
5180MHz	Pass	AV	5.1832G	99.70	Inf	-Inf	2.78	3	Vertical	301	2.03	-
5180MHz	Pass	PK	5.1496G	67.01	74.00	-6.99	2.74	3	Vertical	301	2.03	-
5180MHz	Pass	PK	5.1832G	109.89	Inf	-Inf	2.78	3	Vertical	301	2.03	-
5180MHz	Pass	AV	5.15G	53.12	54.00	-0.88	2.74	3	Horizontal	346	1.09	-
5180MHz	Pass	AV	5.182G	103.04	Inf	-Inf	2.78	3	Horizontal	346	1.09	-
5180MHz	Pass	PK	5.1496G	63.59	74.00	-10.41	2.74	3	Horizontal	346	1.09	-
5180MHz	Pass	PK	5.177G	111.99	Inf	-Inf	2.77	3	Horizontal	346	1.09	-
5180MHz	Pass	AV	15.537G	45.26	54.00	-8.74	14.09	3	Vertical	162	1.34	-
5180MHz	Pass	PK	10.3617G	61.43	68.20	-6.77	12.64	3	Vertical	163	1.82	-
5180MHz	Pass	PK	15.5368G	57.90	74.00	-16.10	14.09	3	Vertical	162	1.34	-
5180MHz	Pass	AV	15.5447G	48.35	54.00	-5.65	14.05	3	Horizontal	238	1.59	-
5180MHz	Pass	PK	10.3605G	56.87	68.20	-11.33	12.63	3	Horizontal	328	1.50	-
5180MHz	Pass	PK	15.5351G	61.45	74.00	-12.55	14.10	3	Horizontal	238	1.59	-



RSE TX above 1GHz Result_Non-Beamforming

Appendix E.2

Mode	Result	Type	Freq (Hz)	Level (dBuV/m)	Limit (dBuV/m)	Margin (dB)	Factor (dB)	Dist (m)	Condition	Azimuth (°)	Height (m)	Comments
5200MHz	Pass	AV	5.15G	48.31	54.00	-5.69	2.74	3	Vertical	306	2.23	-
5200MHz	Pass	AV	5.2036G	99.29	Inf	-Inf	2.80	3	Vertical	306	2.23	-
5200MHz	Pass	PK	5.1476G	64.91	74.00	-9.09	2.74	3	Vertical	306	2.23	-
5200MHz	Pass	PK	5.2032G	110.82	Inf	-Inf	2.80	3	Vertical	306	2.23	-
5200MHz	Pass	AV	5.1472G	48.37	54.00	-5.63	2.74	3	Horizontal	342	1.50	-
5200MHz	Pass	AV	5.2028G	102.59	Inf	-Inf	2.80	3	Horizontal	342	1.50	-
5200MHz	Pass	PK	5.1472G	63.73	74.00	-10.27	2.74	3	Horizontal	342	1.50	-
5200MHz	Pass	PK	5.1972G	114.49	Inf	-Inf	2.80	3	Horizontal	342	1.50	-
5200MHz	Pass	AV	15.60156G	46.35	54.00	-7.65	13.78	3	Vertical	159	1.20	-
5200MHz	Pass	PK	10.4018G	64.34	68.20	-3.86	12.73	3	Vertical	161	1.71	-
5200MHz	Pass	PK	15.59784G	60.17	74.00	-13.83	13.80	3	Vertical	159	1.20	-
5200MHz	Pass	AV	15.6007G	49.81	54.00	-4.19	13.79	3	Horizontal	248	1.99	-
5200MHz	Pass	PK	10.3977G	58.91	68.20	-9.29	12.72	3	Horizontal	218	1.50	-
5200MHz	Pass	PK	15.5951G	63.27	74.00	-10.73	13.82	3	Horizontal	248	1.99	-
5240MHz	Pass	AV	5.1386G	43.53	54.00	-10.47	2.73	3	Vertical	311	2.11	-
5240MHz	Pass	AV	5.2328G	99.31	Inf	-Inf	2.83	3	Vertical	311	2.11	-
5240MHz	Pass	AV	5.3672G	42.71	54.00	-11.29	2.99	3	Vertical	311	2.11	-
5240MHz	Pass	PK	5.144G	55.66	74.00	-18.34	2.74	3	Vertical	311	2.11	-
5240MHz	Pass	PK	5.243G	110.53	Inf	-Inf	2.85	3	Vertical	311	2.11	-
5240MHz	Pass	PK	5.3726G	54.60	74.00	-19.40	2.99	3	Vertical	311	2.11	-
5240MHz	Pass	AV	5.1476G	43.63	54.00	-10.37	2.74	3	Horizontal	355	1.06	-
5240MHz	Pass	AV	5.237G	102.16	Inf	-Inf	2.84	3	Horizontal	355	1.06	-
5240MHz	Pass	AV	5.366G	42.49	54.00	-11.51	2.99	3	Horizontal	355	1.06	-
5240MHz	Pass	PK	5.117G	55.53	74.00	-18.47	2.70	3	Horizontal	355	1.06	-
5240MHz	Pass	PK	5.237G	114.58	Inf	-Inf	2.84	3	Horizontal	355	1.06	-
5240MHz	Pass	PK	5.3654G	55.03	74.00	-18.97	2.99	3	Horizontal	355	1.06	-
5240MHz	Pass	AV	15.7224G	46.10	54.00	-7.90	13.21	3	Vertical	164	1.35	-
5240MHz	Pass	PK	10.48198G	63.62	68.20	-4.58	12.90	3	Vertical	162	1.59	-
5240MHz	Pass	PK	15.71166G	58.26	74.00	-15.74	13.26	3	Vertical	164	1.35	-
5240MHz	Pass	AV	15.72078G	50.52	54.00	-3.48	13.21	3	Horizontal	241	1.55	-
5240MHz	Pass	PK	10.48516G	58.47	68.20	-9.73	12.91	3	Horizontal	321	1.54	-
5240MHz	Pass	PK	15.72084G	64.78	74.00	-9.22	13.21	3	Horizontal	241	1.55	-
5745MHz	Pass	AV	5.7486G	100.52	Inf	-Inf	7.89	3	Vertical	282	1.69	-
5745MHz	Pass	PK	5.5254G	61.13	68.20	-7.07	7.70	3	Vertical	282	1.69	-
5745MHz	Pass	PK	5.7498G	109.85	Inf	-Inf	7.89	3	Vertical	282	1.69	-
5745MHz	Pass	PK	5.9862G	60.91	68.20	-7.29	8.43	3	Vertical	282	1.69	-
5745MHz	Pass	AV	5.7414G	95.52	Inf	-Inf	7.86	3	Horizontal	50	2.05	-
5745MHz	Pass	PK	5.6226G	60.75	68.20	-7.45	7.61	3	Horizontal	50	2.05	-
5745MHz	Pass	PK	5.7462G	104.65	Inf	-Inf	7.87	3	Horizontal	50	2.05	-
5745MHz	Pass	PK	5.973G	61.11	68.20	-7.09	8.40	3	Horizontal	50	2.05	-
5745MHz	Pass	AV	11.4882G	46.78	54.00	-7.22	16.63	3	Vertical	164	1.31	-
5745MHz	Pass	PK	11.4879G	58.34	74.00	-15.66	16.63	3	Vertical	164	1.31	-
5745MHz	Pass	PK	17.2497G	60.34	68.20	-7.86	19.50	3	Vertical	4	2.10	-
5745MHz	Pass	AV	11.49414G	47.51	54.00	-6.49	16.63	3	Horizontal	284	1.34	-
5745MHz	Pass	PK	11.49894G	59.60	74.00	-14.40	16.62	3	Horizontal	284	1.34	-
5745MHz	Pass	PK	17.24508G	61.35	68.20	-6.85	19.47	3	Horizontal	236	1.92	-
5785MHz	Pass	AV	5.7778G	99.80	Inf	-Inf	7.97	3	Vertical	278	1.90	-
5785MHz	Pass	PK	5.4898G	60.48	68.20	-7.72	7.69	3	Vertical	278	1.90	-
5785MHz	Pass	PK	5.7874G	109.30	Inf	-Inf	7.99	3	Vertical	278	1.90	-



RSE TX above 1GHz Result_Non-Beamforming

Appendix E.2

Mode	Result	Type	Freq (Hz)	Level (dBuV/m)	Limit (dBuV/m)	Margin (dB)	Factor (dB)	Dist (m)	Condition	Azimuth (°)	Height (m)	Comments
5785MHz	Pass	PK	5.9746G	61.92	68.20	-6.28	8.41	3	Vertical	278	1.90	-
5785MHz	Pass	AV	5.779G	94.53	Inf	-Inf	7.97	3	Horizontal	217	1.76	-
5785MHz	Pass	PK	5.515G	60.48	68.20	-7.72	7.72	3	Horizontal	217	1.76	-
5785MHz	Pass	PK	5.779G	103.03	Inf	-Inf	7.97	3	Horizontal	217	1.76	-
5785MHz	Pass	PK	5.989G	60.88	68.20	-7.32	8.43	3	Horizontal	217	1.76	-
5785MHz	Pass	AV	11.57834G	44.29	54.00	-9.71	16.56	3	Vertical	6	1.43	-
5785MHz	Pass	PK	11.55962G	56.13	74.00	-17.87	16.58	3	Vertical	6	1.43	-
5785MHz	Pass	PK	17.36358G	62.34	68.20	-5.86	20.38	3	Vertical	356	1.90	-
5785MHz	Pass	AV	11.57744G	44.09	54.00	-9.91	16.56	3	Horizontal	74	2.47	-
5785MHz	Pass	PK	11.57894G	55.73	74.00	-18.27	16.56	3	Horizontal	74	2.47	-
5785MHz	Pass	PK	17.35878G	61.57	68.20	-6.63	20.35	3	Horizontal	81	2.04	-
5825MHz	Pass	AV	5.8286G	99.57	Inf	-Inf	8.10	3	Vertical	275	1.83	-
5825MHz	Pass	PK	5.6318G	61.38	68.20	-6.82	7.63	3	Vertical	275	1.83	-
5825MHz	Pass	PK	5.8286G	108.50	Inf	-Inf	8.10	3	Vertical	275	1.83	-
5825MHz	Pass	PK	5.9726G	61.40	68.20	-6.80	8.40	3	Vertical	275	1.83	-
5825MHz	Pass	AV	5.8262G	90.64	Inf	-Inf	8.08	3	Horizontal	290	1.60	-
5825MHz	Pass	PK	5.5622G	60.02	68.20	-8.18	7.64	3	Horizontal	290	1.60	-
5825MHz	Pass	PK	5.8214G	98.88	Inf	-Inf	8.07	3	Horizontal	290	1.60	-
5825MHz	Pass	PK	5.969G	61.32	68.20	-6.88	8.40	3	Horizontal	290	1.60	-
5825MHz	Pass	AV	11.65G	44.60	54.00	-9.40	16.50	3	Vertical	236	1.86	-
5825MHz	Pass	PK	11.6524G	56.49	74.00	-17.51	16.50	3	Vertical	236	1.86	-
5825MHz	Pass	PK	17.4882G	63.12	68.20	-5.08	21.35	3	Vertical	82	1.53	-
5825MHz	Pass	AV	11.64538G	44.54	54.00	-9.46	16.51	3	Horizontal	98	1.41	-
5825MHz	Pass	PK	11.66098G	55.85	74.00	-18.15	16.50	3	Horizontal	98	1.41	-
5825MHz	Pass	PK	17.46996G	62.45	68.20	-5.75	21.20	3	Horizontal	151	1.49	-
802.11ac VHT20_Nss1_(MCS0)_2TX	-	-	-	-	-	-	-	-	-	-	-	-
5180MHz	Pass	AV	5.1488G	53.03	54.00	-0.97	7.00	3	Vertical	53	1.59	-
5180MHz	Pass	AV	5.1854G	100.70	Inf	-Inf	7.02	3	Vertical	53	1.59	-
5180MHz	Pass	PK	5.149G	65.13	74.00	-8.87	7.00	3	Vertical	53	1.59	-
5180MHz	Pass	PK	5.1852G	110.19	Inf	-Inf	7.02	3	Vertical	53	1.59	-
5180MHz	Pass	AV	5.1498G	53.54	54.00	-0.46	7.00	3	Horizontal	50	2.06	-
5180MHz	Pass	AV	5.1832G	104.53	Inf	-Inf	7.02	3	Horizontal	50	2.06	-
5180MHz	Pass	PK	5.15G	66.25	74.00	-7.75	7.00	3	Horizontal	50	2.06	-
5180MHz	Pass	PK	5.1814G	114.56	Inf	-Inf	7.02	3	Horizontal	50	2.06	-
5180MHz	Pass	AV	15.53592G	46.29	54.00	-7.71	17.02	3	Vertical	62	1.96	-
5180MHz	Pass	PK	10.36672G	55.94	68.20	-12.26	15.86	3	Vertical	210	1.50	-
5180MHz	Pass	PK	15.53604G	60.38	74.00	-13.62	17.02	3	Vertical	62	1.96	-
5180MHz	Pass	AV	15.5334G	47.49	54.00	-6.51	17.03	3	Horizontal	216	2.13	-
5180MHz	Pass	PK	10.36678G	55.63	68.20	-12.57	15.86	3	Horizontal	54	1.29	-
5180MHz	Pass	PK	15.53568G	62.29	74.00	-11.71	17.02	3	Horizontal	216	2.13	-
5200MHz	Pass	AV	5.1488G	50.14	54.00	-3.86	7.00	3	Vertical	263	1.80	-
5200MHz	Pass	AV	5.1944G	101.76	Inf	-Inf	7.02	3	Vertical	263	1.80	-
5200MHz	Pass	PK	5.1484G	61.89	74.00	-12.11	7.00	3	Vertical	263	1.80	-
5200MHz	Pass	PK	5.1956G	111.13	Inf	-Inf	7.02	3	Vertical	263	1.80	-
5200MHz	Pass	AV	5.1452G	49.75	54.00	-4.25	7.00	3	Horizontal	60	1.50	-
5200MHz	Pass	AV	5.2032G	104.64	Inf	-Inf	7.02	3	Horizontal	60	1.50	-
5200MHz	Pass	PK	5.1468G	61.57	74.00	-12.43	7.00	3	Horizontal	60	1.50	-
5200MHz	Pass	PK	5.2016G	114.43	Inf	-Inf	7.02	3	Horizontal	60	1.50	-
5200MHz	Pass	AV	15.60342G	46.79	54.00	-7.21	16.81	3	Vertical	351	2.98	-



RSE TX above 1GHz Result_Non-Beamforming

Appendix E.2

Mode	Result	Type	Freq (Hz)	Level (dBuV/m)	Limit (dBuV/m)	Margin (dB)	Factor (dB)	Dist (m)	Condition	Azimuth (°)	Height (m)	Comments
5200MHz	Pass	PK	10.4G	56.14	68.20	-12.06	15.92	3	Vertical	329	1.63	-
5200MHz	Pass	PK	15.60234G	60.68	74.00	-13.32	16.81	3	Vertical	351	2.98	-
5200MHz	Pass	AV	15.59574G	48.43	54.00	-5.57	16.83	3	Horizontal	230	2.55	-
5200MHz	Pass	PK	10.4048G	56.78	68.20	-11.42	15.93	3	Horizontal	138	2.35	-
5200MHz	Pass	PK	15.59484G	63.25	74.00	-10.75	16.83	3	Horizontal	230	2.55	-
5240MHz	Pass	AV	5.1338G	49.50	54.00	-4.50	7.00	3	Vertical	260	1.79	-
5240MHz	Pass	AV	5.2346G	101.46	Inf	-Inf	7.08	3	Vertical	260	1.79	-
5240MHz	Pass	AV	5.387G	49.53	54.00	-4.47	7.38	3	Vertical	260	1.79	-
5240MHz	Pass	PK	5.1248G	61.31	74.00	-12.69	6.98	3	Vertical	260	1.79	-
5240MHz	Pass	PK	5.2352G	110.85	Inf	-Inf	7.08	3	Vertical	260	1.79	-
5240MHz	Pass	PK	5.3828G	60.94	74.00	-13.06	7.37	3	Vertical	260	1.79	-
5240MHz	Pass	AV	5.1458G	49.37	54.00	-4.63	7.00	3	Horizontal	53	1.77	-
5240MHz	Pass	AV	5.243G	104.07	Inf	-Inf	7.10	3	Horizontal	53	1.77	-
5240MHz	Pass	AV	5.3642G	49.43	54.00	-4.57	7.33	3	Horizontal	53	1.77	-
5240MHz	Pass	PK	5.0984G	64.01	74.00	-9.99	6.98	3	Horizontal	53	1.77	-
5240MHz	Pass	PK	5.2418G	113.75	Inf	-Inf	7.10	3	Horizontal	53	1.77	-
5240MHz	Pass	PK	5.3582G	61.50	74.00	-12.50	7.31	3	Horizontal	53	1.77	-
5240MHz	Pass	AV	15.71622G	45.10	54.00	-8.90	16.47	3	Vertical	352	1.50	-
5240MHz	Pass	PK	10.48066G	56.01	68.20	-12.19	16.05	3	Vertical	279	1.12	-
5240MHz	Pass	PK	15.71022G	58.89	74.00	-15.11	16.49	3	Vertical	352	1.50	-
5240MHz	Pass	AV	15.72078G	46.89	54.00	-7.11	16.45	3	Horizontal	230	2.86	-
5240MHz	Pass	PK	10.48852G	55.86	68.20	-12.34	16.06	3	Horizontal	180	1.45	-
5240MHz	Pass	PK	15.72126G	61.23	74.00	-12.77	16.45	3	Horizontal	230	2.86	-
5745MHz	Pass	AV	5.7426G	99.56	Inf	-Inf	7.87	3	Vertical	289	1.78	-
5745MHz	Pass	PK	5.5674G	60.83	68.20	-7.37	7.64	3	Vertical	289	1.78	-
5745MHz	Pass	PK	5.7438G	108.72	Inf	-Inf	7.87	3	Vertical	289	1.78	-
5745MHz	Pass	PK	5.9754G	61.26	68.20	-6.94	8.42	3	Vertical	289	1.78	-
5745MHz	Pass	AV	5.7498G	94.56	Inf	-Inf	7.89	3	Horizontal	52	2.11	-
5745MHz	Pass	PK	5.4894G	60.69	68.20	-7.51	7.69	3	Horizontal	52	2.11	-
5745MHz	Pass	PK	5.7486G	103.72	Inf	-Inf	7.89	3	Horizontal	52	2.11	-
5745MHz	Pass	PK	5.9814G	61.52	68.20	-6.68	8.42	3	Horizontal	52	2.11	-
5745MHz	Pass	AV	11.4876G	45.21	54.00	-8.79	16.63	3	Vertical	135	2.12	-
5745MHz	Pass	PK	11.4899G	57.29	74.00	-16.71	16.63	3	Vertical	135	2.12	-
5745MHz	Pass	PK	17.2479G	60.91	68.20	-7.29	19.49	3	Vertical	177	2.17	-
5745MHz	Pass	PK	11.48826G	60.59	74.00	-13.41	16.63	3	Horizontal	284	1.54	-
5745MHz	Pass	AV	11.48742G	47.29	54.00	-6.71	16.63	3	Horizontal	284	1.54	-
5745MHz	Pass	PK	17.23908G	61.15	68.20	-7.05	19.41	3	Horizontal	32	1.50	-
5785MHz	Pass	AV	5.7802G	99.19	Inf	-Inf	7.97	3	Vertical	281	1.89	-
5785MHz	Pass	PK	5.6074G	61.26	68.20	-6.94	7.60	3	Vertical	281	1.89	-
5785MHz	Pass	PK	5.7838G	108.49	Inf	-Inf	7.98	3	Vertical	281	1.89	-
5785MHz	Pass	PK	5.9854G	61.21	68.20	-6.99	8.43	3	Vertical	281	1.89	-
5785MHz	Pass	AV	5.7874G	90.76	Inf	-Inf	7.99	3	Horizontal	287	1.50	-
5785MHz	Pass	PK	5.6026G	61.10	68.20	-7.10	7.58	3	Horizontal	287	1.50	-
5785MHz	Pass	PK	5.7862G	100.28	Inf	-Inf	7.99	3	Horizontal	287	1.50	-
5785MHz	Pass	PK	5.9818G	61.69	68.20	-6.51	8.42	3	Horizontal	287	1.50	-
5785MHz	Pass	AV	11.5668G	45.04	54.00	-8.96	16.57	3	Vertical	74	1.41	-
5785MHz	Pass	PK	11.5684G	57.88	74.00	-16.12	16.57	3	Vertical	74	1.41	-
5785MHz	Pass	PK	17.3478G	61.56	68.20	-6.64	20.27	3	Vertical	154	1.98	-
5785MHz	Pass	AV	11.5688G	47.85	54.00	-6.15	16.57	3	Horizontal	285	1.51	-



RSE TX above 1GHz Result_Non-Beamforming

Appendix E.2

Mode	Result	Type	Freq (Hz)	Level (dBuV/m)	Limit (dBuV/m)	Margin (dB)	Factor (dB)	Dist (m)	Condition	Azimuth (°)	Height (m)	Comments
5785MHz	Pass	PK	11.5682G	60.13	74.00	-13.87	16.57	3	Horizontal	285	1.51	-
5785MHz	Pass	PK	17.35008G	61.82	68.20	-6.38	20.28	3	Horizontal	53	2.43	-
5825MHz	Pass	AV	5.8274G	99.26	Inf	-Inf	8.09	3	Vertical	279	2.75	-
5825MHz	Pass	PK	5.5982G	60.72	68.20	-7.48	7.58	3	Vertical	279	2.75	-
5825MHz	Pass	PK	5.8238G	108.82	Inf	-Inf	8.08	3	Vertical	279	2.75	-
5825MHz	Pass	PK	5.9462G	62.04	68.20	-6.16	8.37	3	Vertical	279	2.75	-
5825MHz	Pass	AV	5.5694G	48.82	Inf	-Inf	7.63	3	Horizontal	52	2.15	-
5825MHz	Pass	AV	5.8298G	93.70	Inf	-Inf	8.10	3	Horizontal	52	2.15	-
5825MHz	Pass	AV	5.8502G	57.08	Inf	-Inf	8.15	3	Horizontal	52	2.15	-
5825MHz	Pass	PK	5.9822G	61.23	68.20	-6.97	8.42	3	Horizontal	52	2.15	-
5825MHz	Pass	AV	11.64916G	46.56	54.00	-7.44	16.51	3	Vertical	24	2.83	-
5825MHz	Pass	PK	11.64844G	59.15	74.00	-14.85	16.51	3	Vertical	24	2.83	-
5825MHz	Pass	PK	17.46192G	62.69	68.20	-5.51	21.15	3	Vertical	18	1.50	-
5825MHz	Pass	AV	11.64694G	46.43	54.00	-7.57	16.51	3	Horizontal	348	1.38	-
5825MHz	Pass	PK	11.64658G	59.55	74.00	-14.45	16.51	3	Horizontal	348	1.38	-
5825MHz	Pass	PK	17.47644G	62.38	68.20	-5.82	21.26	3	Horizontal	178	2.02	-
802.11ac VHT40_Nss1,(MCS0)_2TX	-	-	-	-	-	-	-	-	-	-	-	-
5190MHz	Pass	AV	5.15G	53.67	54.00	-0.33	7.00	3	Vertical	52	1.50	-
5190MHz	Pass	AV	5.1868G	94.29	Inf	-Inf	7.02	3	Vertical	52	1.50	-
5190MHz	Pass	PK	5.15G	65.22	74.00	-8.78	7.00	3	Vertical	52	1.50	-
5190MHz	Pass	PK	5.186G	102.71	Inf	-Inf	7.02	3	Vertical	52	1.50	-
5190MHz	Pass	AV	5.1472G	53.77	54.00	-0.23	7.00	3	Horizontal	55	1.73	-
5190MHz	Pass	AV	5.1844G	97.38	Inf	-Inf	7.02	3	Horizontal	55	1.73	-
5190MHz	Pass	PK	5.1468G	65.48	74.00	-8.52	7.00	3	Horizontal	55	1.73	-
5190MHz	Pass	PK	5.1848G	105.83	Inf	-Inf	7.02	3	Horizontal	55	1.73	-
5190MHz	Pass	AV	15.5814G	46.24	54.00	-7.76	16.88	3	Vertical	15	1.50	-
5190MHz	Pass	PK	10.38624G	55.51	68.20	-12.69	15.89	3	Vertical	249	2.50	-
5190MHz	Pass	PK	15.57924G	59.71	74.00	-14.29	16.89	3	Vertical	15	1.50	-
5190MHz	Pass	AV	15.56118G	46.41	54.00	-7.59	16.93	3	Horizontal	252	1.45	-
5190MHz	Pass	PK	10.37166G	55.55	68.20	-12.65	15.86	3	Horizontal	181	2.33	-
5190MHz	Pass	PK	15.56814G	59.35	74.00	-14.65	16.92	3	Horizontal	252	1.45	-
5230MHz	Pass	AV	5.1492G	50.50	54.00	-3.50	7.00	3	Vertical	263	1.85	-
5230MHz	Pass	AV	5.2232G	97.95	Inf	-Inf	7.06	3	Vertical	263	1.85	-
5230MHz	Pass	PK	5.146G	60.89	74.00	-13.11	7.00	3	Vertical	263	1.85	-
5230MHz	Pass	PK	5.226G	106.64	Inf	-Inf	7.07	3	Vertical	263	1.85	-
5230MHz	Pass	AV	5.15G	49.78	54.00	-4.22	7.00	3	Horizontal	50	1.88	-
5230MHz	Pass	AV	5.2332G	100.43	Inf	-Inf	7.08	3	Horizontal	50	1.88	-
5230MHz	Pass	PK	5.1484G	60.28	74.00	-13.72	7.00	3	Horizontal	50	1.88	-
5230MHz	Pass	PK	5.2332G	108.61	Inf	-Inf	7.08	3	Horizontal	50	1.88	-
5230MHz	Pass	AV	15.68106G	45.76	54.00	-8.24	16.57	3	Vertical	355	1.50	-
5230MHz	Pass	PK	10.45784G	56.19	68.20	-12.01	16.00	3	Vertical	354	1.56	-
5230MHz	Pass	PK	15.68046G	59.07	74.00	-14.93	16.57	3	Vertical	355	1.50	-
5230MHz	Pass	AV	15.6924G	47.96	54.00	-6.04	16.54	3	Horizontal	226	2.75	-
5230MHz	Pass	PK	10.44728G	56.08	68.20	-12.12	16.00	3	Horizontal	80	2.19	-
5230MHz	Pass	PK	15.69426G	61.19	74.00	-12.81	16.53	3	Horizontal	226	2.75	-
5755MHz	Pass	AV	5.7514G	96.99	Inf	-Inf	7.89	3	Vertical	287	1.72	-
5755MHz	Pass	PK	5.6494G	62.82	68.20	-5.38	7.67	3	Vertical	287	1.72	-
5755MHz	Pass	PK	5.7514G	105.91	Inf	-Inf	7.89	3	Vertical	287	1.72	-
5755MHz	Pass	PK	5.9746G	61.30	68.20	-6.90	8.41	3	Vertical	287	1.72	-



RSE TX above 1GHz Result_Non-Beamforming

Appendix E.2

Mode	Result	Type	Freq (Hz)	Level (dBuV/m)	Limit (dBuV/m)	Margin (dB)	Factor (dB)	Dist (m)	Condition	Azimuth (°)	Height (m)	Comments
5755MHz	Pass	AV	5.7442G	91.63	Inf	-Inf	7.87	3	Horizontal	50	1.93	-
5755MHz	Pass	PK	5.6494G	60.71	68.20	-7.49	7.67	3	Horizontal	50	1.93	-
5755MHz	Pass	PK	5.743G	100.61	Inf	-Inf	7.87	3	Horizontal	50	1.93	-
5755MHz	Pass	PK	5.9554G	60.60	68.20	-7.60	8.38	3	Horizontal	50	1.93	-
5755MHz	Pass	AV	11.5094G	46.52	54.00	-7.48	16.62	3	Vertical	129	2.08	-
5755MHz	Pass	PK	11.5094G	58.18	74.00	-15.82	16.62	3	Vertical	129	2.08	-
5755MHz	Pass	PK	17.26148G	61.62	68.20	-6.58	19.59	3	Vertical	23	2.15	-
5755MHz	Pass	AV	11.5061G	46.31	54.00	-7.69	16.61	3	Horizontal	282	1.40	-
5755MHz	Pass	PK	11.5287G	58.58	74.00	-15.42	16.60	3	Horizontal	282	1.40	-
5755MHz	Pass	PK	17.271G	63.76	68.20	-4.44	19.67	3	Horizontal	233	1.81	-
5795MHz	Pass	AV	5.7914G	96.15	Inf	-Inf	7.99	3	Vertical	285	1.91	-
5795MHz	Pass	PK	5.5766G	61.29	68.20	-6.91	7.62	3	Vertical	285	1.91	-
5795MHz	Pass	PK	5.7902G	105.37	Inf	-Inf	7.99	3	Vertical	285	1.91	-
5795MHz	Pass	PK	5.9714G	61.94	68.20	-6.26	8.40	3	Vertical	285	1.91	-
5795MHz	Pass	AV	5.7914G	90.85	Inf	-Inf	7.99	3	Horizontal	55	2.11	-
5795MHz	Pass	PK	5.5874G	60.83	68.20	-7.37	7.60	3	Horizontal	55	2.11	-
5795MHz	Pass	PK	5.7902G	99.53	Inf	-Inf	7.99	3	Horizontal	55	2.11	-
5795MHz	Pass	PK	5.9522G	60.83	68.20	-7.37	8.36	3	Horizontal	55	2.11	-
5795MHz	Pass	AV	11.58946G	46.36	54.00	-7.64	16.55	3	Vertical	131	1.34	-
5795MHz	Pass	PK	11.58922G	57.44	74.00	-16.56	16.55	3	Vertical	131	1.34	-
5795MHz	Pass	PK	17.3778G	62.19	68.20	-6.01	20.49	3	Vertical	273	2.45	-
5795MHz	Pass	AV	11.59012G	46.57	54.00	-7.43	16.54	3	Horizontal	70	1.50	-
5795MHz	Pass	PK	11.58886G	58.06	74.00	-15.94	16.55	3	Horizontal	70	1.50	-
5795MHz	Pass	PK	17.38176G	62.29	68.20	-5.91	20.52	3	Horizontal	254	1.98	-
802.11ac VHT80_Nss1,(MCS0)_2TX	-	-	-	-	-	-	-	-	-	-	-	-
5210MHz	Pass	AV	5.141G	50.62	54.00	-3.38	6.99	3	Vertical	47	1.50	-
5210MHz	Pass	AV	5.189G	90.86	Inf	-Inf	7.01	3	Vertical	47	1.50	-
5210MHz	Pass	AV	5.353G	48.38	54.00	-5.62	7.31	3	Vertical	47	1.50	-
5210MHz	Pass	PK	5.141G	63.76	74.00	-10.24	6.99	3	Vertical	47	1.50	-
5210MHz	Pass	PK	5.189G	99.60	Inf	-Inf	7.01	3	Vertical	47	1.50	-
5210MHz	Pass	PK	5.414G	59.68	74.00	-14.32	7.42	3	Vertical	47	1.50	-
5210MHz	Pass	AV	5.145G	52.72	54.00	-1.28	7.00	3	Horizontal	59	1.64	-
5210MHz	Pass	AV	5.204G	94.47	Inf	-Inf	7.02	3	Horizontal	59	1.64	-
5210MHz	Pass	AV	5.396G	48.53	54.00	-5.47	7.40	3	Horizontal	59	1.64	-
5210MHz	Pass	PK	5.15G	66.64	74.00	-7.36	7.00	3	Horizontal	59	1.64	-
5210MHz	Pass	PK	5.204G	102.50	Inf	-Inf	7.02	3	Horizontal	59	1.64	-
5210MHz	Pass	PK	5.351G	59.12	74.00	-14.88	7.30	3	Horizontal	59	1.64	-
5210MHz	Pass	AV	15.62766G	46.06	54.00	-7.94	15.34	3	Vertical	137	1.24	-
5210MHz	Pass	PK	10.41694G	55.15	68.20	-13.05	15.51	3	Vertical	55	2.42	-
5210MHz	Pass	PK	15.62664G	59.12	74.00	-14.88	15.34	3	Vertical	137	1.24	-
5210MHz	Pass	AV	15.62058G	46.05	54.00	-7.95	15.36	3	Horizontal	231	1.44	-
5210MHz	Pass	PK	10.42348G	55.67	68.20	-12.53	15.52	3	Horizontal	351	1.50	-
5210MHz	Pass	PK	15.61626G	59.64	74.00	-14.36	15.38	3	Horizontal	231	1.44	-
5775MHz	Pass	AV	5.7534G	92.32	Inf	-Inf	7.90	3	Vertical	271	1.76	-
5775MHz	Pass	PK	5.649G	67.82	68.20	-0.38	7.67	3	Vertical	271	1.76	-
5775MHz	Pass	PK	5.7534G	101.75	Inf	-Inf	7.90	3	Vertical	271	1.76	-
5775MHz	Pass	PK	5.9502G	63.83	68.20	-4.37	8.36	3	Vertical	271	1.76	-
5775MHz	Pass	AV	5.745G	85.71	Inf	-Inf	7.87	3	Horizontal	43	1.89	-
5775MHz	Pass	PK	5.6274G	64.00	68.20	-4.20	7.63	3	Horizontal	43	1.89	-



RSE TX above 1GHz Result_Non-Beamforming

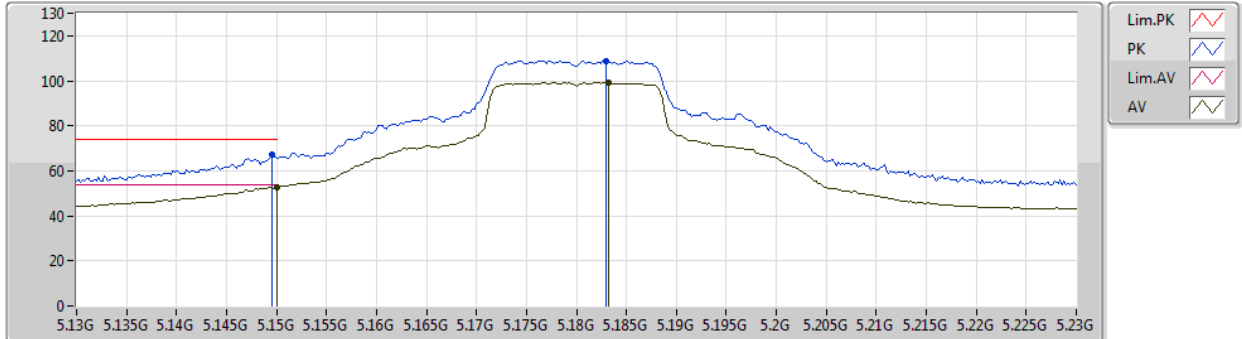
Appendix E.2

Mode	Result	Type	Freq (Hz)	Level (dBuV/m)	Limit (dBuV/m)	Margin (dB)	Factor (dB)	Dist (m)	Condition	Azimuth (°)	Height (m)	Comments
5775MHz	Pass	PK	5.745G	94.84	Inf	-Inf	7.87	3	Horizontal	43	1.89	-
5775MHz	Pass	PK	5.9514G	60.70	68.20	-7.50	8.36	3	Horizontal	43	1.89	-
5775MHz	Pass	AV	11.55048G	44.75	54.00	-9.25	16.58	3	Vertical	148	1.15	-
5775MHz	Pass	PK	11.5498G	56.35	74.00	-17.65	16.59	3	Vertical	148	1.15	-
5775MHz	Pass	PK	17.3124G	61.86	68.20	-6.34	19.98	3	Vertical	152	1.95	-
5775MHz	Pass	AV	11.54992G	46.26	54.00	-7.74	16.59	3	Horizontal	282	1.50	-
5775MHz	Pass	PK	11.54956G	58.08	74.00	-15.92	16.59	3	Horizontal	282	1.50	-
5775MHz	Pass	PK	17.33208G	61.58	68.20	-6.62	20.14	3	Horizontal	209	1.39	-

802.11a_Nss1,(6Mbps)_1TX(Port1)

07/03/2019

5180MHz_TX

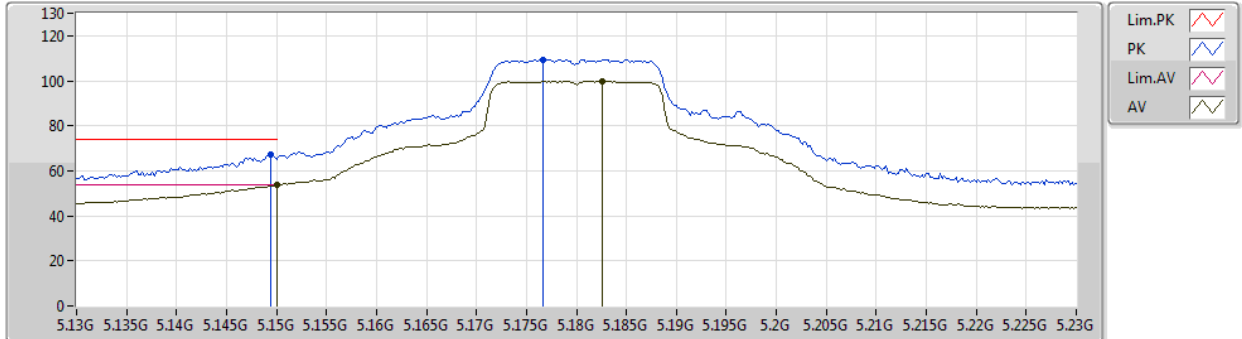


Type	Freq (Hz)	Level (dBuV/m)	Limit (dBuV/m)	Margin (dB)	Factor (dB)	Dist (m)	Condition	Azimuth (°)	Height (m)	Comment
AV	5.15G	52.72	54.00	-1.28	2.74	3	Vertical	266	2.38	-
AV	5.1832G	99.30	Inf	-Inf	2.78	3	Vertical	266	2.38	-
PK	5.1496G	66.99	74.00	-7.01	2.74	3	Vertical	266	2.38	-
PK	5.183G	108.80	Inf	-Inf	2.78	3	Vertical	266	2.38	-

802.11a_Nss1,(6Mbps)_1TX(Port1)

07/03/2019

5180MHz_TX



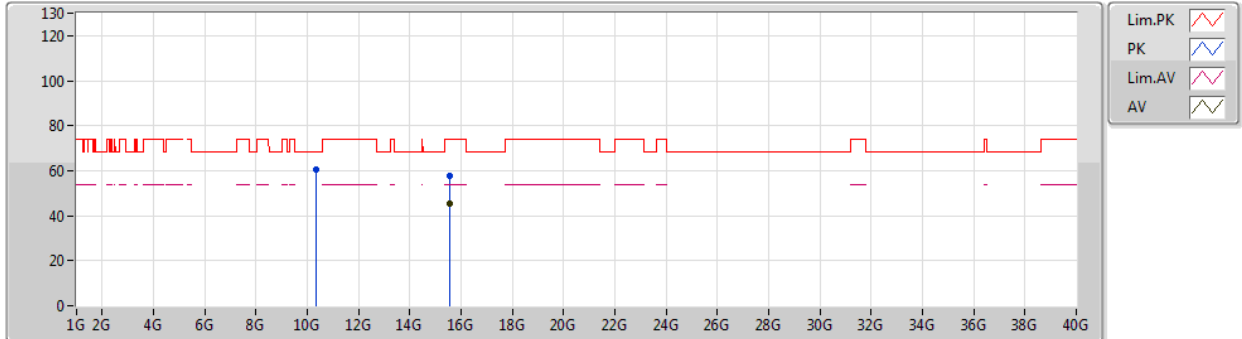
Type	Freq (Hz)	Level (dBuV/m)	Limit (dBuV/m)	Margin (dB)	Factor (dB)	Dist (m)	Condition	Azimuth (°)	Height (m)	Comment
AV	5.15G	53.55	54.00	-0.45	2.74	3	Horizontal	287	1.92	-
AV	5.1826G	99.93	Inf	-Inf	2.78	3	Horizontal	287	1.92	-
PK	5.1494G	67.01	74.00	-6.99	2.74	3	Horizontal	287	1.92	-
PK	5.1766G	109.50	Inf	-Inf	2.77	3	Horizontal	287	1.92	-



802.11a_Nss1,(6Mbps)_1TX(Port1)

07/03/2019

5180MHz_TX



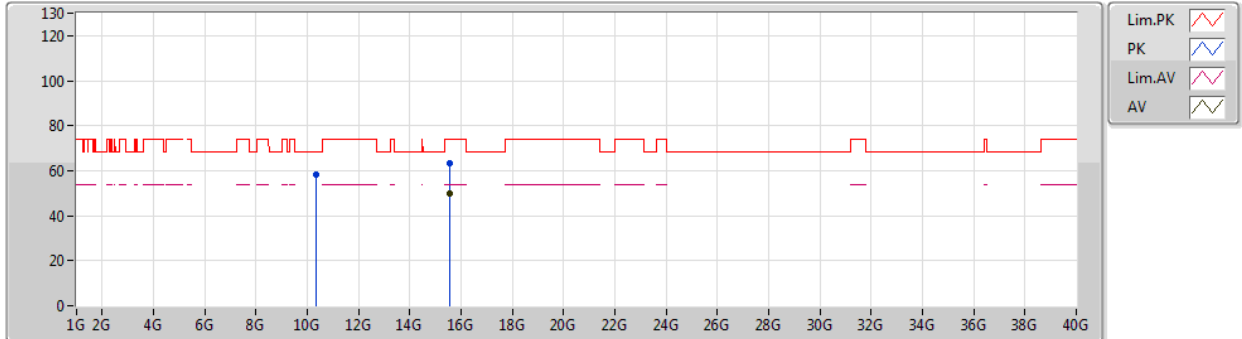
Type	Freq (Hz)	Level (dBuV/m)	Limit (dBuV/m)	Margin (dB)	Factor (dB)	Dist (m)	Condition	Azimuth (°)	Height (m)	Comment
AV	15.53898G	45.11	54.00	-8.89	14.09	3	Vertical	2	1.63	-
PK	10.3564G	60.35	68.20	-7.85	12.63	3	Vertical	151	1.77	-
PK	15.546G	57.95	74.00	-16.05	14.05	3	Vertical	2	1.63	-



802.11a_Nss1,(6Mbps)_1TX(Port1)

07/03/2019

5180MHz_TX

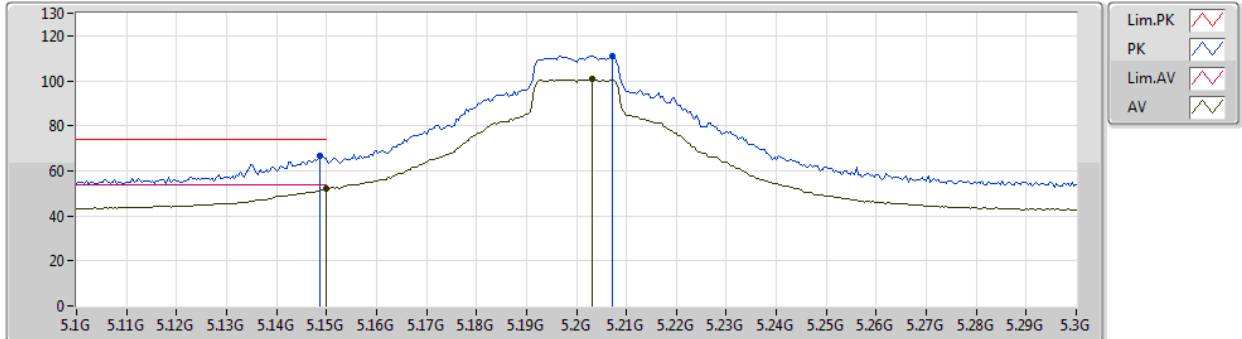


Type	Freq (Hz)	Level (dBuV/m)	Limit (dBuV/m)	Margin (dB)	Factor (dB)	Dist (m)	Condition	Azimuth (°)	Height (m)	Comment
AV	15.54168G	49.90	54.00	-4.10	14.08	3	Horizontal	228	1.61	-
PK	10.3612G	58.54	68.20	-9.66	12.64	3	Horizontal	166	1.80	-
PK	15.54012G	63.07	74.00	-10.93	14.08	3	Horizontal	228	1.61	-

802.11a_Nss1,(6Mbps)_1TX(Port1)

07/03/2019

5200MHz_TX

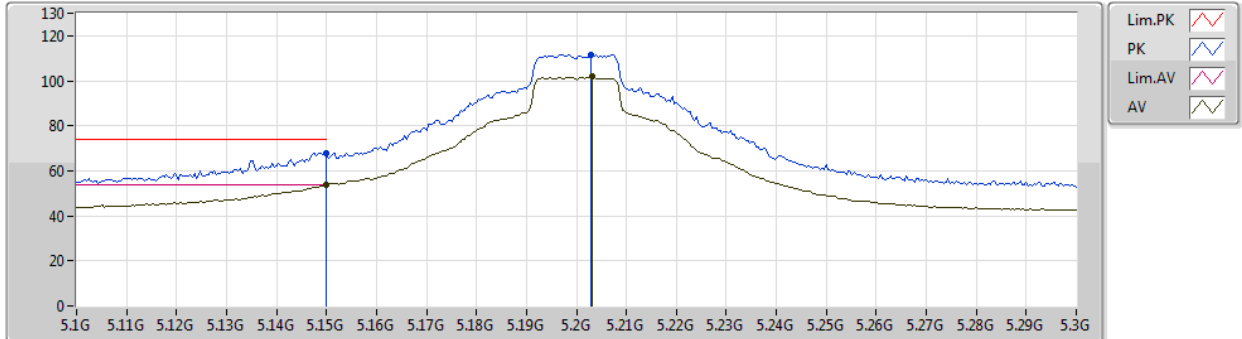


Type	Freq (Hz)	Level (dBuV/m)	Limit (dBuV/m)	Margin (dB)	Factor (dB)	Dist (m)	Condition	Azimuth (°)	Height (m)	Comment
AV	5.15G	51.99	54.00	-2.01	2.74	3	Vertical	246	2.22	-
AV	5.2032G	100.83	Inf	-Inf	2.80	3	Vertical	246	2.22	-
PK	5.1488G	66.53	74.00	-7.47	2.74	3	Vertical	246	2.22	-
PK	5.2072G	110.77	Inf	-Inf	2.81	3	Vertical	246	2.22	-

802.11a_Nss1,(6Mbps)_1TX(Port1)

07/03/2019

5200MHz_TX



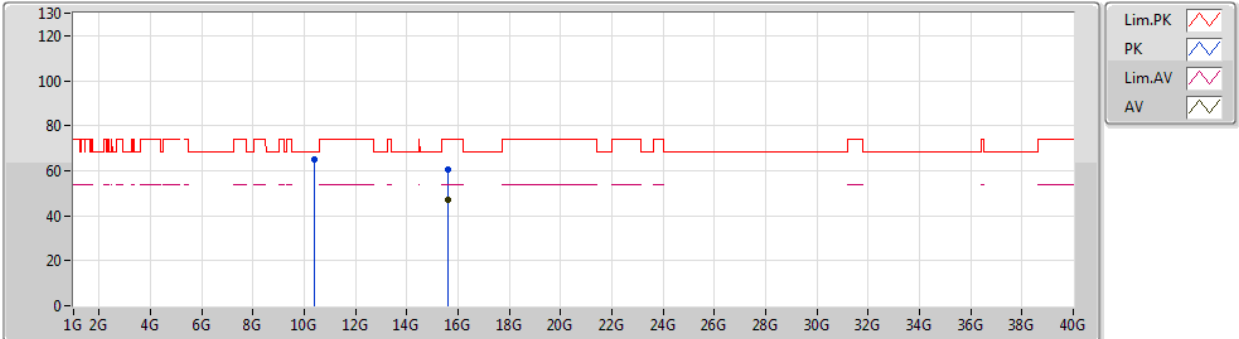
Type	Freq (Hz)	Level (dBuV/m)	Limit (dBuV/m)	Margin (dB)	Factor (dB)	Dist (m)	Condition	Azimuth (°)	Height (m)	Comment
AV	5.15G	53.81	54.00	-0.19	2.74	3	Horizontal	270	1.79	-
AV	5.2032G	101.79	Inf	-Inf	2.80	3	Horizontal	270	1.79	-
PK	5.15G	67.88	74.00	-6.12	2.74	3	Horizontal	270	1.79	-
PK	5.2028G	111.63	Inf	-Inf	2.80	3	Horizontal	270	1.79	-



802.11a_Nss1,(6Mbps)_1TX(Port1)

07/03/2019

5200MHz_TX



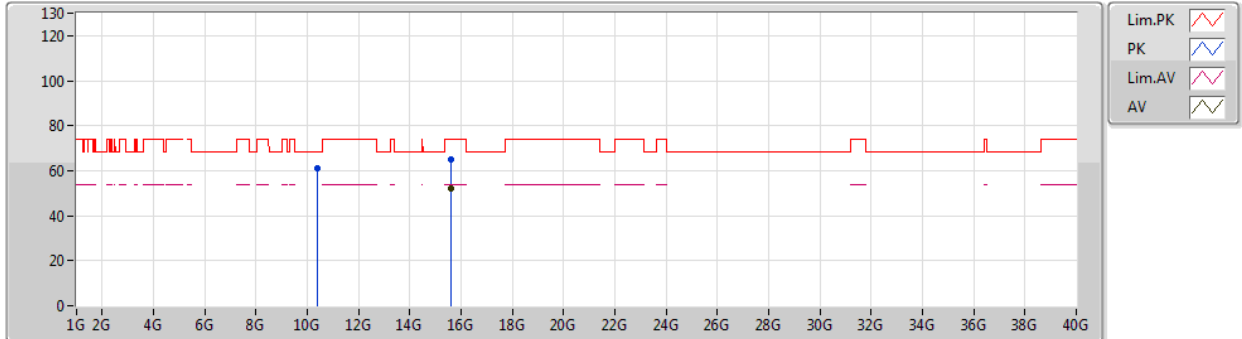
Type	Freq (Hz)	Level (dBuV/m)	Limit (dBuV/m)	Margin (dB)	Factor (dB)	Dist (m)	Condition	Azimuth (°)	Height (m)	Comment
AV	15.60012G	47.01	54.00	-6.99	13.79	3	Vertical	33	1.83	-
PK	10.4027G	64.76	68.20	-3.44	12.73	3	Vertical	148	1.66	-
PK	15.6006G	60.31	74.00	-13.69	13.79	3	Vertical	33	1.83	-



802.11a_Nss1,(6Mbps)_1TX(Port1)

07/03/2019

5200MHz_TX

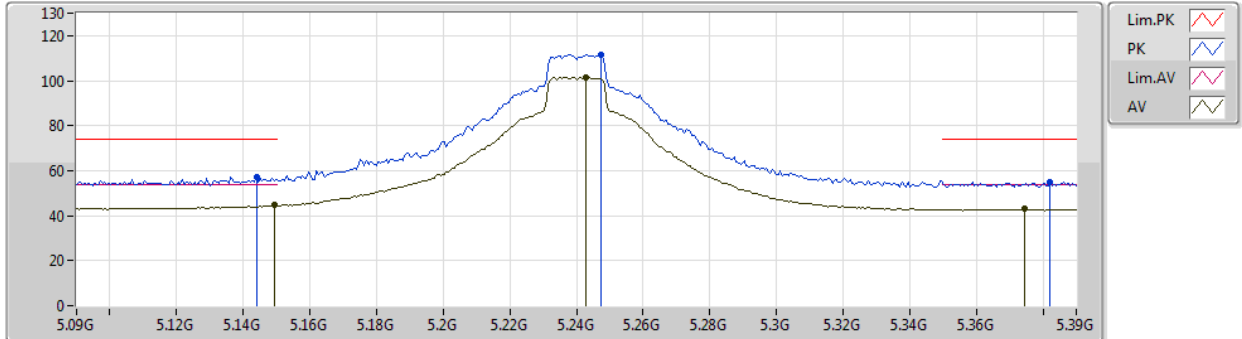


Type	Freq (Hz)	Level (dBuV/m)	Limit (dBuV/m)	Margin (dB)	Factor (dB)	Dist (m)	Condition	Azimuth (°)	Height (m)	Comment
AV	15.59898G	52.04	54.00	-1.96	13.79	3	Horizontal	228	1.61	-
PK	10.40054G	61.12	68.20	-7.08	12.73	3	Horizontal	166	1.73	-
PK	15.59496G	65.22	74.00	-8.78	13.82	3	Horizontal	228	1.61	-

802.11a_Nss1,(6Mbps)_1TX(Port1)

09/02/2019

5240MHz_TX

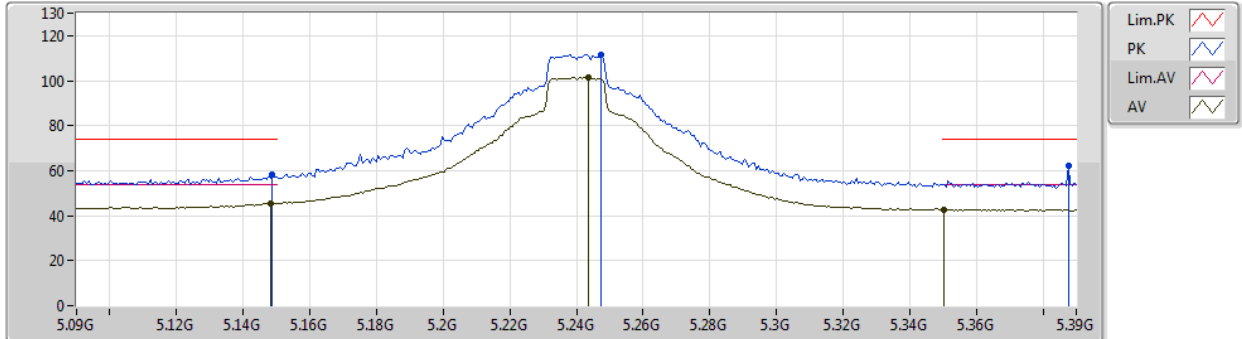


Type	Freq (Hz)	Level (dBuV/m)	Limit (dBuV/m)	Margin (dB)	Factor (dB)	Dist (m)	Condition	Azimuth (°)	Height (m)	Comment
AV	5.1494G	44.59	54.00	-9.41	2.74	3	Vertical	252	2.08	-
AV	5.243G	101.45	Inf	-Inf	2.85	3	Vertical	252	2.08	-
AV	5.3744G	42.87	54.00	-11.13	2.99	3	Vertical	252	2.08	-
PK	5.144G	57.42	74.00	-16.58	2.74	3	Vertical	252	2.08	-
PK	5.2472G	111.70	Inf	-Inf	2.85	3	Vertical	252	2.08	-
PK	5.3822G	55.06	74.00	-18.94	3.01	3	Vertical	252	2.08	-

802.11a_Nss1,(6Mbps)_1TX(Port1)

09/02/2019

5240MHz_TX



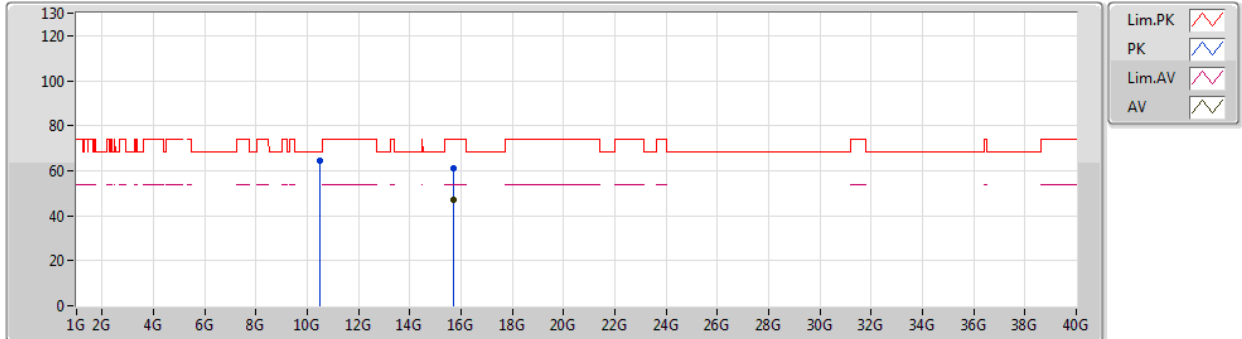
Type	Freq (Hz)	Level (dBuV/m)	Limit (dBuV/m)	Margin (dB)	Factor (dB)	Dist (m)	Condition	Azimuth (°)	Height (m)	Comment
AV	5.1482G	45.24	54.00	-8.76	2.74	3	Horizontal	280	1.84	-
AV	5.2436G	101.57	Inf	-Inf	2.85	3	Horizontal	280	1.84	-
AV	5.3504G	42.74	54.00	-11.26	2.97	3	Horizontal	280	1.84	-
PK	5.1488G	58.36	74.00	-15.64	2.74	3	Horizontal	280	1.84	-
PK	5.2472G	111.46	Inf	-Inf	2.85	3	Horizontal	280	1.84	-
PK	5.3876G	62.22	74.00	-11.78	3.01	3	Horizontal	280	1.84	-



802.11a_Nss1,(6Mbps)_1TX(Port1)

09/02/2019

5240MHz_TX



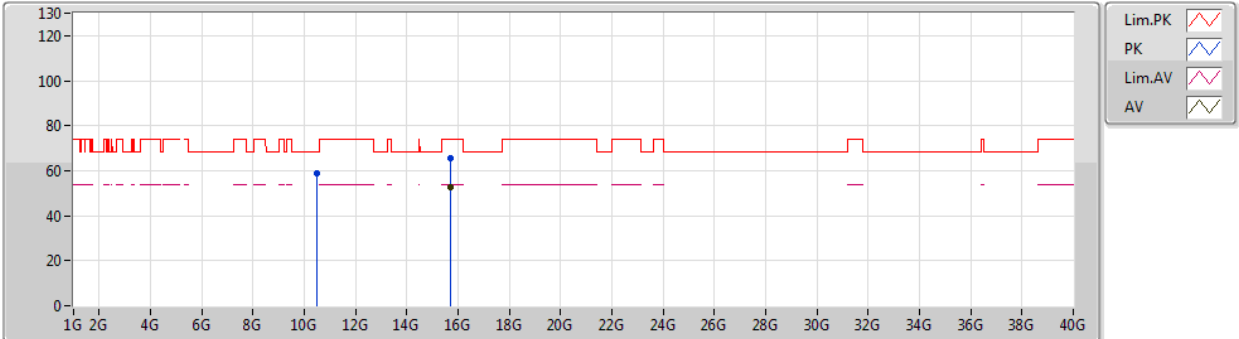
Type	Freq (Hz)	Level (dBuV/m)	Limit (dBuV/m)	Margin (dB)	Factor (dB)	Dist (m)	Condition	Azimuth (°)	Height (m)	Comment
AV	15.7224G	47.32	54.00	-6.68	13.21	3	Vertical	36	1.90	-
PK	10.48276G	64.48	68.20	-3.72	12.91	3	Vertical	154	1.50	-
PK	15.72054G	60.80	74.00	-13.20	13.21	3	Vertical	36	1.90	-



802.11a_Nss1,(6Mbps)_1TX(Port1)

09/02/2019

5240MHz_TX

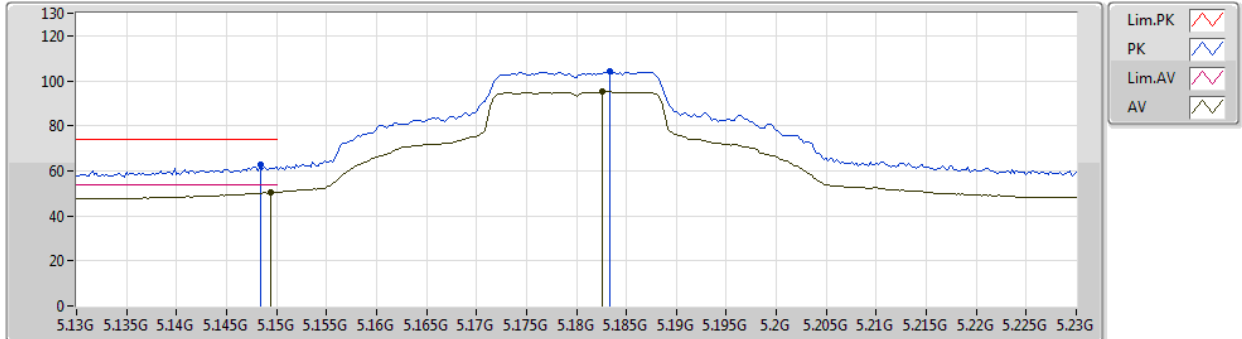


Type	Freq (Hz)	Level (dBuV/m)	Limit (dBuV/m)	Margin (dB)	Factor (dB)	Dist (m)	Condition	Azimuth (°)	Height (m)	Comment
AV	15.7188G	52.79	54.00	-1.21	13.22	3	Horizontal	219	1.62	-
PK	10.48048G	59.10	68.20	-9.10	12.90	3	Horizontal	204	1.56	-
PK	15.7206G	65.69	74.00	-8.31	13.21	3	Horizontal	219	1.62	-

802.11a_Nss1,(6Mbps)_1TX(Port2)

09/02/2019

5180MHz_TX

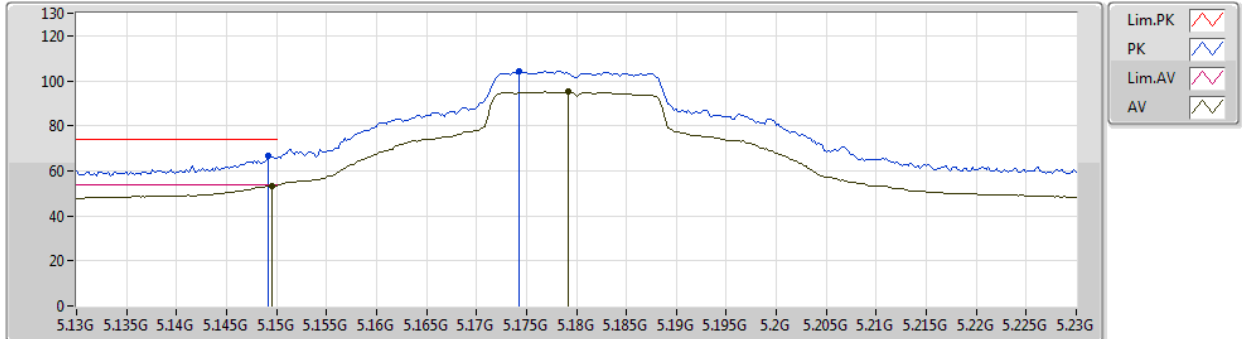


Type	Freq (Hz)	Level (dBuV/m)	Limit (dBuV/m)	Margin (dB)	Factor (dB)	Dist (m)	Condition	Azimuth (°)	Height (m)	Comment
AV	5.1494G	50.33	54.00	-3.67	7.00	3	Vertical	151	2.88	-
AV	5.1826G	95.08	Inf	-Inf	7.02	3	Vertical	151	2.88	-
PK	5.1484G	62.49	74.00	-11.51	7.00	3	Vertical	151	2.88	-
PK	5.1834G	104.13	Inf	-Inf	7.02	3	Vertical	151	2.88	-

802.11a_Nss1,(6Mbps)_1TX(Port2)

09/02/2019

5180MHz_TX



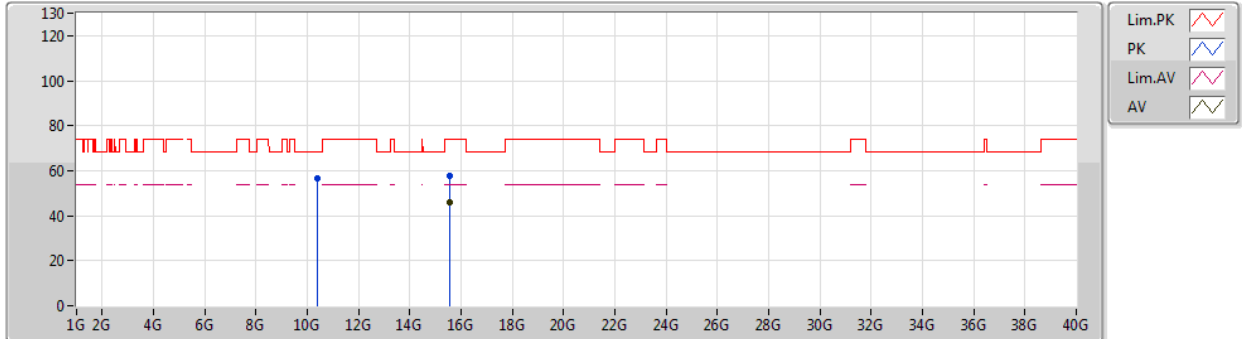
Type	Freq (Hz)	Level (dBuV/m)	Limit (dBuV/m)	Margin (dB)	Factor (dB)	Dist (m)	Condition	Azimuth (°)	Height (m)	Comment
AV	5.1496G	53.37	54.00	-0.63	7.00	3	Horizontal	257	1.82	-
AV	5.1792G	95.03	Inf	-Inf	7.02	3	Horizontal	257	1.82	-
PK	5.1492G	66.48	74.00	-7.52	7.00	3	Horizontal	257	1.82	-
PK	5.1742G	104.22	Inf	-Inf	7.00	3	Horizontal	257	1.82	-



802.11a_Nss1,(6Mbps)_1TX(Port2)

09/02/2019

5180MHz_TX

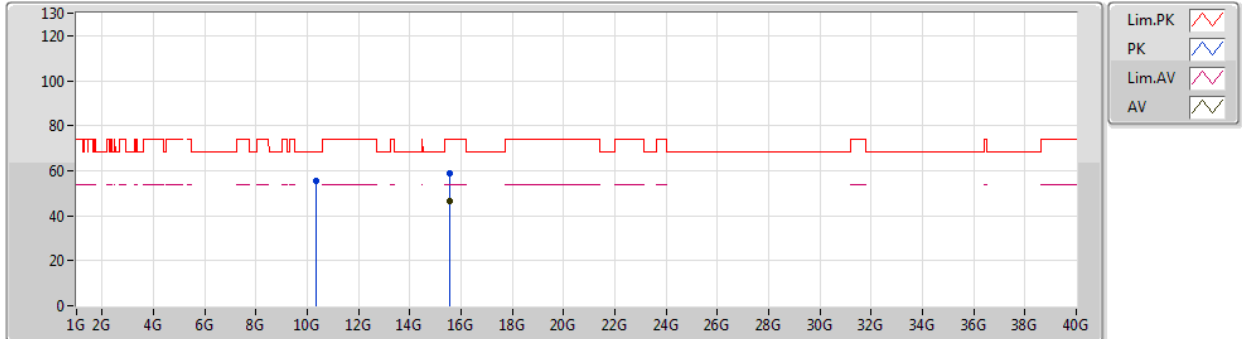


Type	Freq (Hz)	Level (dBuV/m)	Limit (dBuV/m)	Margin (dB)	Factor (dB)	Dist (m)	Condition	Azimuth (°)	Height (m)	Comment
AV	15.53748G	46.10	54.00	-7.90	17.01	3	Vertical	24	1.98	-
PK	10.36948G	56.40	68.20	-11.80	15.87	3	Vertical	154	2.14	-
PK	15.54162G	57.95	74.00	-16.05	17.00	3	Vertical	24	1.98	-

802.11a_Nss1,(6Mbps)_1TX(Port2)

09/02/2019

5180MHz_TX

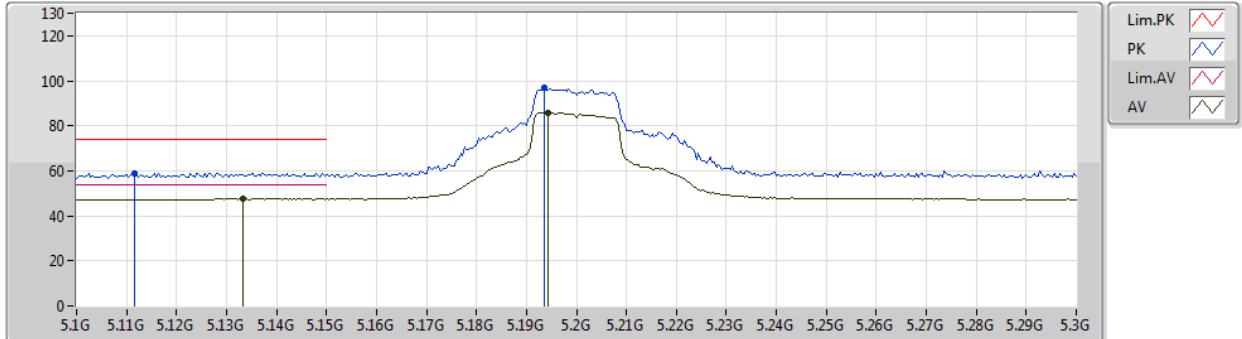


Type	Freq (Hz)	Level (dBuV/m)	Limit (dBuV/m)	Margin (dB)	Factor (dB)	Dist (m)	Condition	Azimuth (°)	Height (m)	Comment
AV	15.5331G	46.58	54.00	-7.42	17.03	3	Horizontal	300	1.51	-
PK	10.35808G	55.43	68.20	-12.77	15.85	3	Horizontal	235	1.88	-
PK	15.54474G	58.68	74.00	-15.32	16.98	3	Horizontal	300	1.51	-

802.11a_Nss1,(6Mbps)_1TX(Port2)

09/02/2019

5200MHz_TX

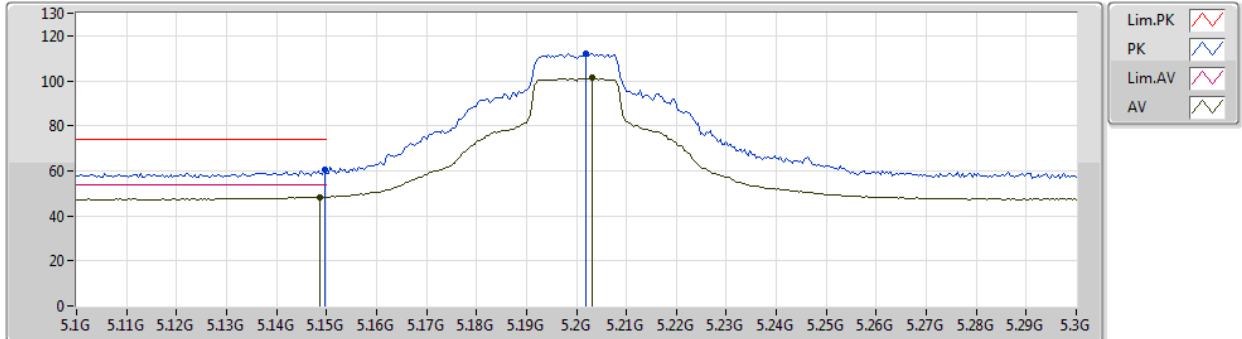


Type	Freq (Hz)	Level (dBuV/m)	Limit (dBuV/m)	Margin (dB)	Factor (dB)	Dist (m)	Condition	Azimuth (°)	Height (m)	Comment
AV	5.1332G	47.62	54.00	-6.38	7.00	3	Vertical	299	1.51	-
AV	5.1944G	85.84	Inf	-Inf	7.02	3	Vertical	299	1.51	-
PK	5.1116G	59.07	74.00	-14.93	6.99	3	Vertical	299	1.51	-
PK	5.1936G	96.81	Inf	-Inf	7.02	3	Vertical	299	1.51	-

802.11a_Nss1,(6Mbps)_1TX(Port2)

09/02/2019

5200MHz_TX



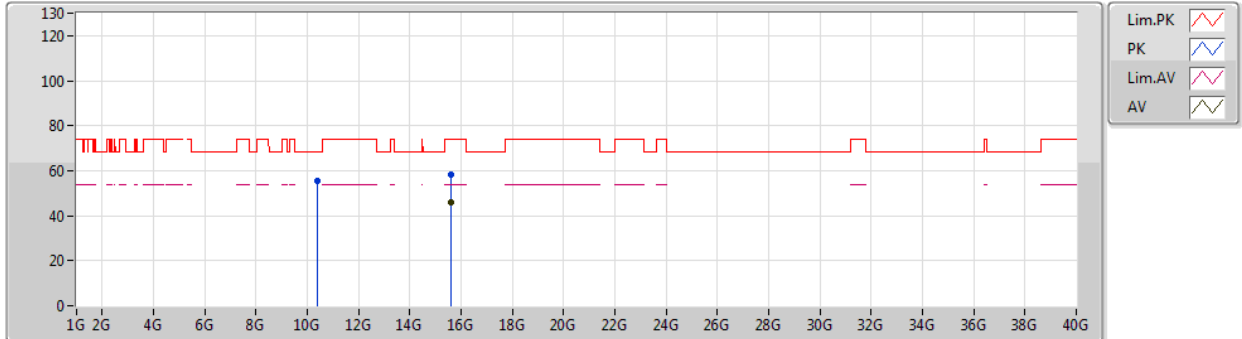
Type	Freq (Hz)	Level (dBuV/m)	Limit (dBuV/m)	Margin (dB)	Factor (dB)	Dist (m)	Condition	Azimuth (°)	Height (m)	Comment
AV	5.1488G	48.17	54.00	-5.83	7.00	3	Horizontal	344	1.50	-
AV	5.2032G	101.19	Inf	-Inf	7.02	3	Horizontal	344	1.50	-
PK	5.1496G	60.54	74.00	-13.46	7.00	3	Horizontal	344	1.50	-
PK	5.202G	112.28	Inf	-Inf	7.02	3	Horizontal	344	1.50	-



802.11a_Nss1,(6Mbps)_1TX(Port2)

09/02/2019

5200MHz_TX



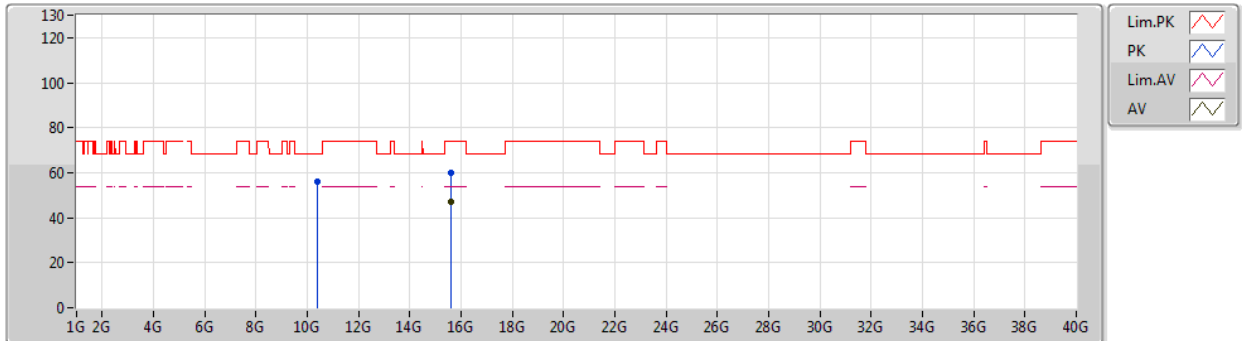
Type	Freq (Hz)	Level (dBuV/m)	Limit (dBuV/m)	Margin (dB)	Factor (dB)	Dist (m)	Condition	Azimuth (°)	Height (m)	Comment
AV	15.60078G	45.98	54.00	-8.02	16.82	3	Vertical	104	2.24	-
PK	10.41074G	55.52	68.20	-12.68	15.94	3	Vertical	38	1.26	-
PK	15.60846G	58.00	74.00	-16.00	16.79	3	Vertical	104	2.24	-



802.11a_Nss1,(6Mbps)_1TX(Port2)

09/02/2019

5200MHz_TX

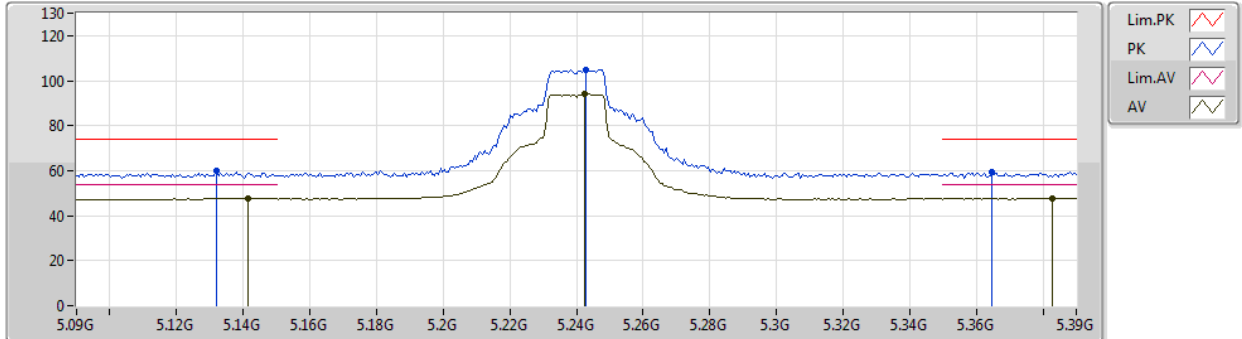


Type	Freq (Hz)	Level (dBuV/m)	Limit (dBuV/m)	Margin (dB)	Factor (dB)	Dist (m)	Condition	Azimuth (°)	Height (m)	Comment
AV	15.60222G	46.97	54.00	-7.03	16.81	3	Horizontal	298	1.51	-
PK	10.41032G	56.17	68.20	-12.03	15.93	3	Horizontal	249	2.85	-
PK	15.6039G	59.70	74.00	-14.30	16.81	3	Horizontal	298	1.51	-

802.11a_Nss1,(6Mbps)_1TX(Port2)

09/02/2019

5240MHz_TX

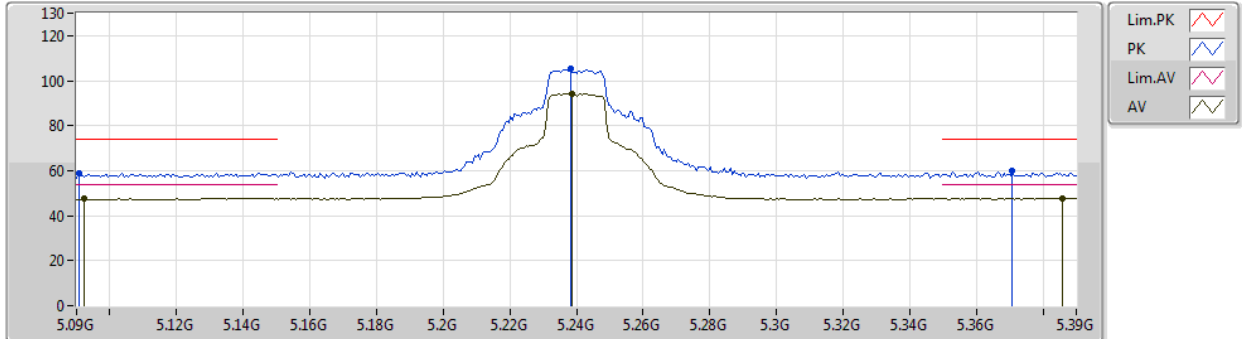


Type	Freq (Hz)	Level (dBuV/m)	Limit (dBuV/m)	Margin (dB)	Factor (dB)	Dist (m)	Condition	Azimuth (°)	Height (m)	Comment
AV	5.1416G	47.66	54.00	-6.34	6.99	3	Vertical	152	2.97	-
AV	5.2424G	93.95	Inf	-Inf	7.10	3	Vertical	152	2.97	-
AV	5.3828G	47.61	54.00	-6.39	7.37	3	Vertical	152	2.97	-
PK	5.132G	60.08	74.00	-13.92	7.00	3	Vertical	152	2.97	-
PK	5.243G	104.83	Inf	-Inf	7.10	3	Vertical	152	2.97	-
PK	5.3648G	59.38	74.00	-14.62	7.33	3	Vertical	152	2.97	-

802.11a_Nss1,(6Mbps)_1TX(Port2)

09/02/2019

5240MHz_TX



Type	Freq (Hz)	Level (dBuV/m)	Limit (dBuV/m)	Margin (dB)	Factor (dB)	Dist (m)	Condition	Azimuth (°)	Height (m)	Comment
AV	5.0924G	47.50	54.00	-6.50	6.98	3	Horizontal	149	2.80	-
AV	5.2388G	94.06	Inf	-Inf	7.08	3	Horizontal	149	2.80	-
AV	5.3858G	47.85	54.00	-6.15	7.37	3	Horizontal	149	2.80	-
PK	5.0906G	58.77	74.00	-15.23	6.97	3	Horizontal	149	2.80	-
PK	5.2382G	105.07	Inf	-Inf	7.08	3	Horizontal	149	2.80	-
PK	5.3708G	59.70	74.00	-14.30	7.34	3	Horizontal	149	2.80	-



802.11a_Nss1,(6Mbps)_1TX(Port2)

09/02/2019

5240MHz_TX



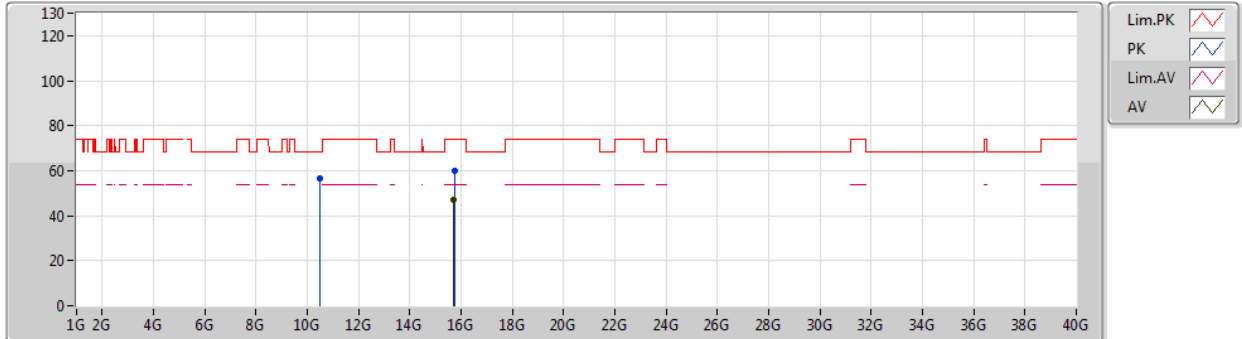
Type	Freq (Hz)	Level (dBuV/m)	Limit (dBuV/m)	Margin (dB)	Factor (dB)	Dist (m)	Condition	Azimuth (°)	Height (m)	Comment
AV	15.72246G	46.35	54.00	-7.65	16.45	3	Vertical	149	1.33	-
PK	10.48012G	55.89	68.20	-12.31	16.05	3	Vertical	302	1.51	-
PK	15.72576G	59.84	74.00	-14.16	16.43	3	Vertical	149	1.33	-



802.11a_Nss1,(6Mbps)_1TX(Port2)

09/02/2019

5240MHz_TX

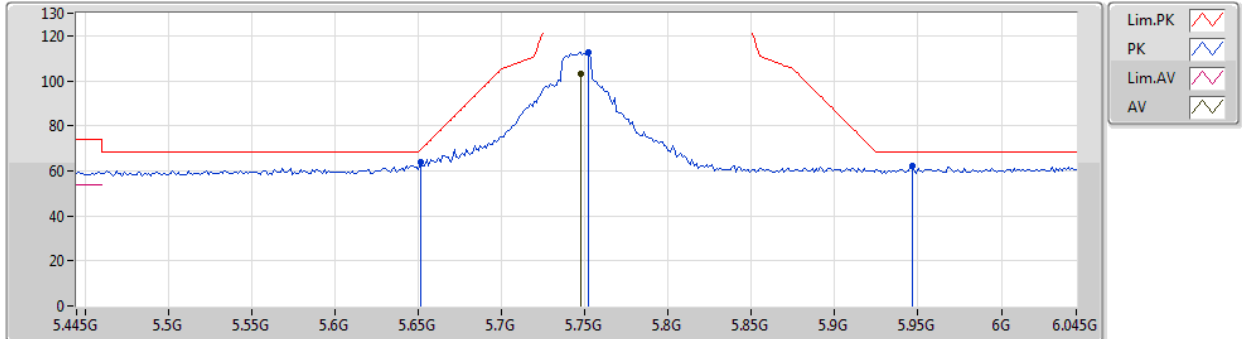


Type	Freq (Hz)	Level (dBuV/m)	Limit (dBuV/m)	Margin (dB)	Factor (dB)	Dist (m)	Condition	Azimuth (°)	Height (m)	Comment
AV	15.72228G	46.87	54.00	-7.13	16.45	3	Horizontal	296	1.53	-
PK	10.47262G	56.54	68.20	-11.66	16.03	3	Horizontal	233	2.85	-
PK	15.73044G	59.86	74.00	-14.14	16.42	3	Horizontal	296	1.53	-

802.11a_Nss1,(6Mbps)_1TX(Port1)

27/03/2019

5745MHz_TX

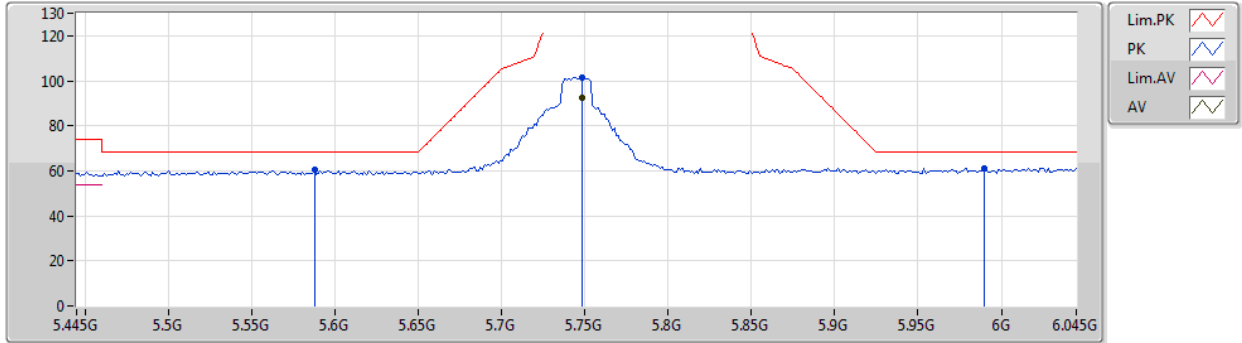


Type	Freq (Hz)	Level (dBuV/m)	Limit (dBuV/m)	Margin (dB)	Factor (dB)	Dist (m)	Condition	Azimuth (°)	Height (m)	Comment
AV	5.7474G	103.21	Inf	-Inf	7.87	3	Vertical	278	1.67	-
PK	5.6514G	63.96	69.24	-5.28	7.66	3	Vertical	278	1.67	-
PK	5.7522G	112.84	Inf	-Inf	7.89	3	Vertical	278	1.67	-
PK	5.9466G	62.24	68.20	-5.96	8.37	3	Vertical	278	1.67	-

802.11a_Nss1,(6Mbps)_1TX(Port1)

27/03/2019

5745MHz_TX

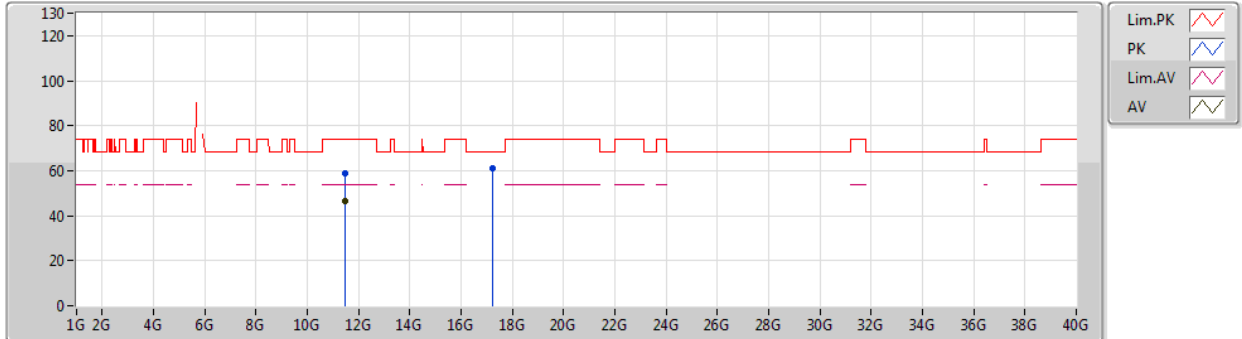


Type	Freq (Hz)	Level (dBuV/m)	Limit (dBuV/m)	Margin (dB)	Factor (dB)	Dist (m)	Condition	Azimuth (°)	Height (m)	Comment
AV	5.7486G	92.57	Inf	-Inf	7.89	3	Horizontal	268	1.03	-
PK	5.5878G	60.59	68.20	-7.61	7.59	3	Horizontal	268	1.03	-
PK	5.7486G	101.50	Inf	-Inf	7.89	3	Horizontal	268	1.03	-
PK	5.9898G	61.31	68.20	-6.89	8.43	3	Horizontal	268	1.03	-

802.11a_Nss1,(6Mbps)_1TX(Port1)

27/03/2019

5745MHz_TX

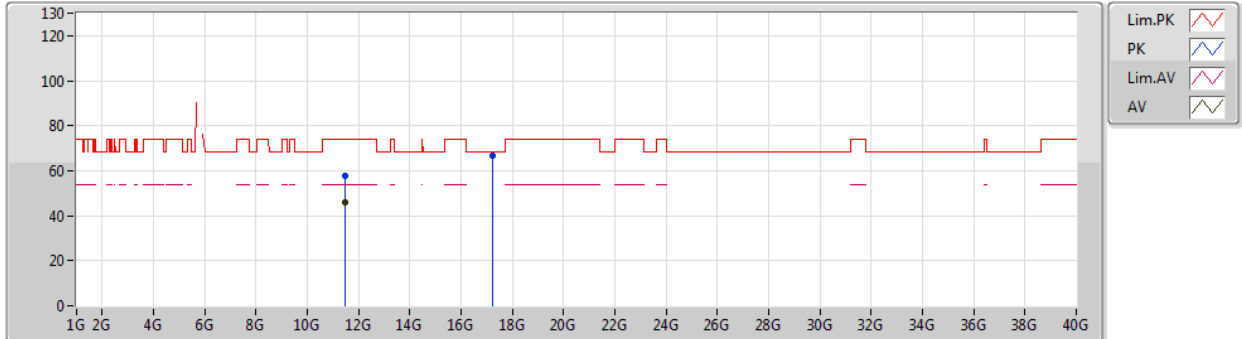


Type	Freq (Hz)	Level (dBuV/m)	Limit (dBuV/m)	Margin (dB)	Factor (dB)	Dist (m)	Condition	Azimuth (°)	Height (m)	Comment
AV	11.48964G	46.44	54.00	-7.56	16.63	3	Vertical	127	1.39	-
PK	11.49462G	58.79	74.00	-15.21	16.63	3	Vertical	127	1.39	-
PK	17.24484G	60.88	68.20	-7.32	19.47	3	Vertical	140	1.31	-

802.11a_Nss1,(6Mbps)_1TX(Port1)

27/03/2019

5745MHz_TX

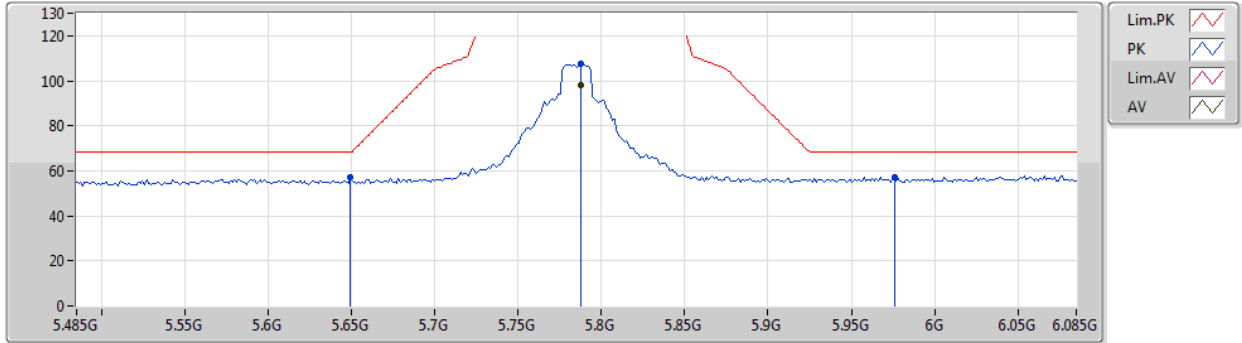


Type	Freq (Hz)	Level (dBuV/m)	Limit (dBuV/m)	Margin (dB)	Factor (dB)	Dist (m)	Condition	Azimuth (°)	Height (m)	Comment
AV	11.49G	46.14	54.00	-7.86	16.63	3	Horizontal	277	1.50	-
PK	11.48544G	57.71	74.00	-16.29	16.63	3	Horizontal	277	1.50	-
PK	17.23932G	66.87	68.20	-1.33	19.41	3	Horizontal	241	2.48	-

802.11a_Nss1,(6Mbps)_1TX(Port1)

27/03/2019

5785MHz_TX

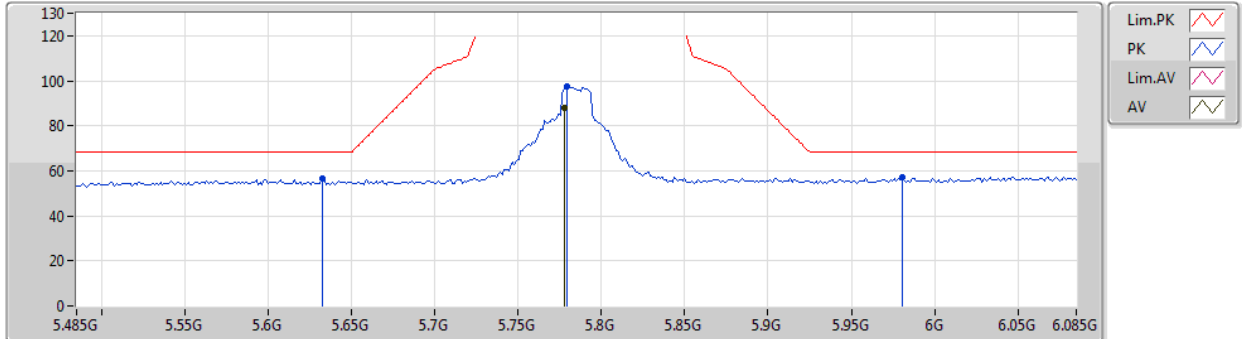


Type	Freq (Hz)	Level (dBuV/m)	Limit (dBuV/m)	Margin (dB)	Factor (dB)	Dist (m)	Condition	Azimuth (°)	Height (m)	Comment
AV	5.7874G	98.20	Inf	-Inf	3.70	3	Vertical	290	2.49	-
PK	5.6494G	56.91	68.20	-11.29	3.44	3	Vertical	290	2.49	-
PK	5.7874G	107.45	Inf	-Inf	3.70	3	Vertical	290	2.49	-
PK	5.9758G	57.21	68.20	-10.99	4.08	3	Vertical	290	2.49	-

802.11a_Nss1,(6Mbps)_1TX(Port1)

27/03/2019

5785MHz_TX



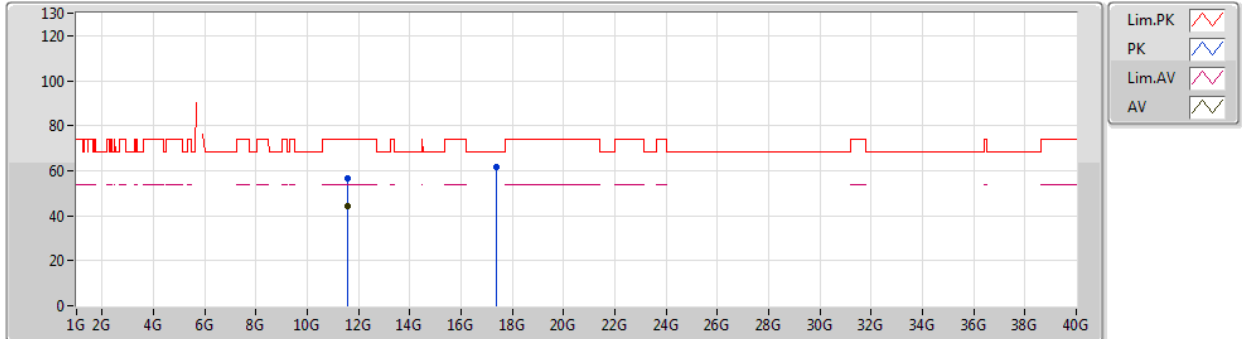
Type	Freq (Hz)	Level (dBuV/m)	Limit (dBuV/m)	Margin (dB)	Factor (dB)	Dist (m)	Condition	Azimuth (°)	Height (m)	Comment
AV	5.7778G	88.08	Inf	-Inf	3.68	3	Horizontal	278	1.01	-
PK	5.6326G	56.50	68.20	-11.70	3.41	3	Horizontal	278	1.01	-
PK	5.779G	97.48	Inf	-Inf	3.69	3	Horizontal	278	1.01	-
PK	5.9806G	56.95	68.20	-11.25	4.09	3	Horizontal	278	1.01	-



802.11a_Nss1,(6Mbps)_1TX(Port1)

27/03/2019

5785MHz_TX

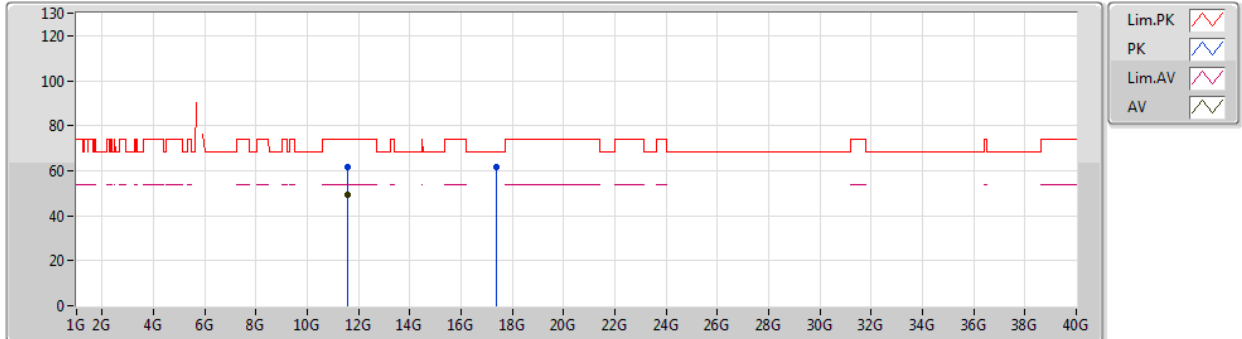


Type	Freq (Hz)	Level (dBuV/m)	Limit (dBuV/m)	Margin (dB)	Factor (dB)	Dist (m)	Condition	Azimuth (°)	Height (m)	Comment
AV	11.5717G	44.43	54.00	-9.57	16.56	3	Vertical	35	1.44	-
PK	11.57368G	56.33	74.00	-17.67	16.56	3	Vertical	35	1.44	-
PK	17.36332G	61.77	68.20	-6.43	20.38	3	Vertical	245	1.50	-

802.11a_Nss1,(6Mbps)_1TX(Port1)

27/03/2019

5785MHz_TX

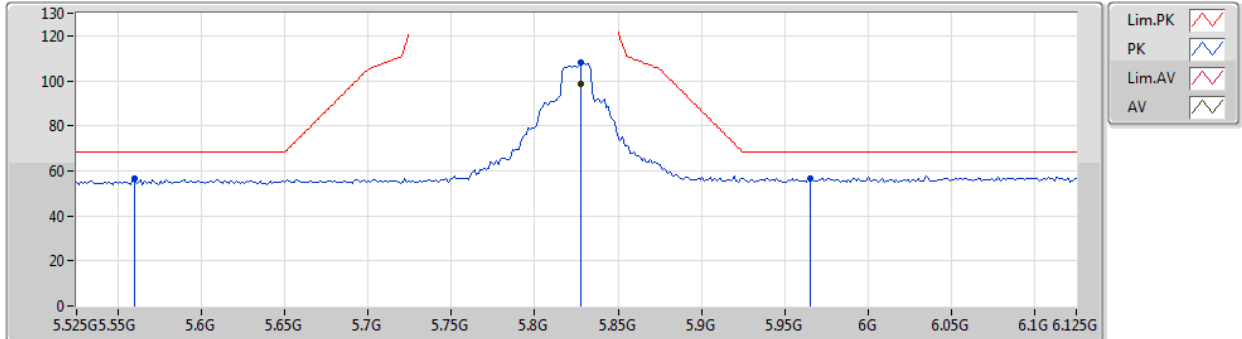


Type	Freq (Hz)	Level (dBuV/m)	Limit (dBuV/m)	Margin (dB)	Factor (dB)	Dist (m)	Condition	Azimuth (°)	Height (m)	Comment
AV	11.57G	49.54	54.00	-4.46	16.57	3	Horizontal	273	1.44	-
PK	11.56418G	61.45	74.00	-12.55	16.57	3	Horizontal	273	1.44	-
PK	17.35924G	61.73	68.20	-6.47	20.35	3	Horizontal	231	1.50	-

802.11a_Nss1,(6Mbps)_1TX(Port1)

27/03/2019

5825MHz_TX

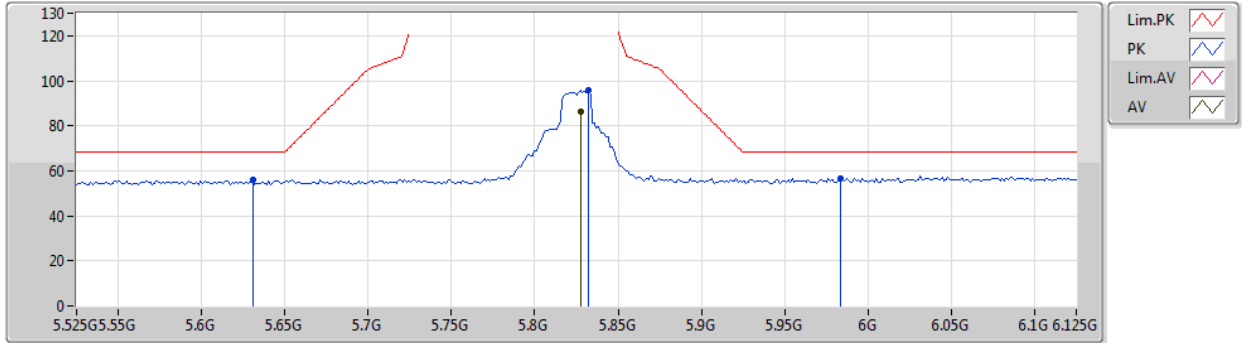


Type	Freq (Hz)	Level (dBuV/m)	Limit (dBuV/m)	Margin (dB)	Factor (dB)	Dist (m)	Condition	Azimuth (°)	Height (m)	Comment
AV	5.8274G	98.44	Inf	-Inf	3.79	3	Vertical	291	2.53	-
PK	5.5598G	56.75	68.20	-11.45	3.25	3	Vertical	291	2.53	-
PK	5.8274G	108.07	Inf	-Inf	3.79	3	Vertical	291	2.53	-
PK	5.9654G	56.85	68.20	-11.35	4.06	3	Vertical	291	2.53	-

802.11a_Nss1,(6Mbps)_1TX(Port1)

27/03/2019

5825MHz_TX

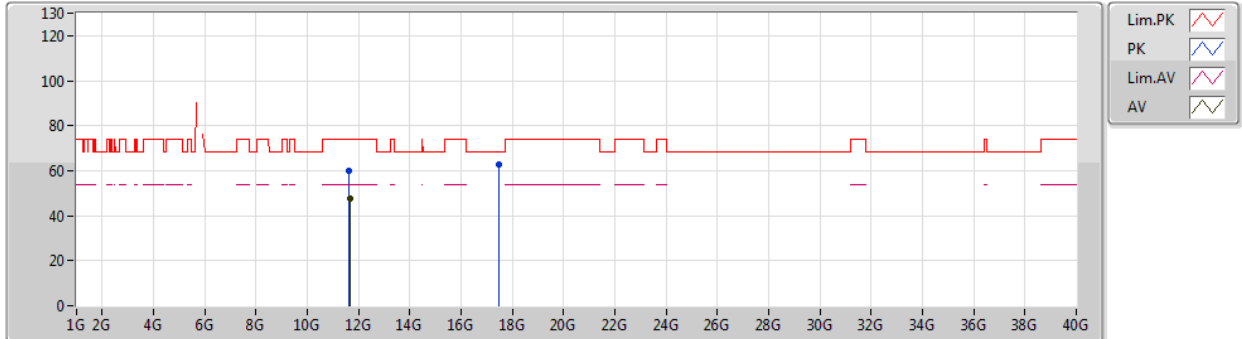


Type	Freq (Hz)	Level (dBuV/m)	Limit (dBuV/m)	Margin (dB)	Factor (dB)	Dist (m)	Condition	Azimuth (°)	Height (m)	Comment
AV	5.8274G	86.48	Inf	-Inf	3.79	3	Horizontal	291	1.02	-
PK	5.6306G	56.29	68.20	-11.91	3.40	3	Horizontal	291	1.02	-
PK	5.8322G	95.97	Inf	-Inf	3.80	3	Horizontal	291	1.02	-
PK	5.9834G	56.74	68.20	-11.46	4.10	3	Horizontal	291	1.02	-

802.11a_Nss1,(6Mbps)_1TX(Port1)

27/03/2019

5825MHz_TX

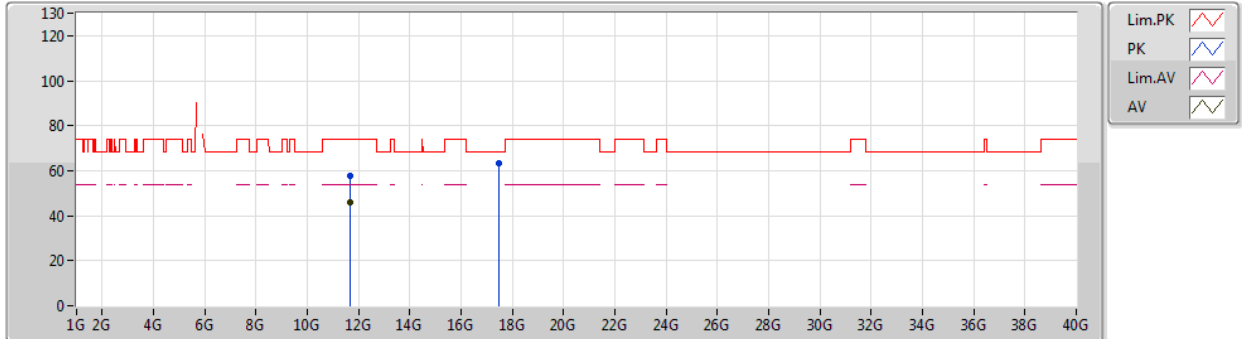


Type	Freq (Hz)	Level (dBuV/m)	Limit (dBuV/m)	Margin (dB)	Factor (dB)	Dist (m)	Condition	Azimuth (°)	Height (m)	Comment
AV	11.64982G	47.53	54.00	-6.47	16.51	3	Vertical	34	2.99	-
PK	11.64706G	59.91	74.00	-14.09	16.51	3	Vertical	34	2.99	-
PK	17.468G	62.91	68.20	-5.29	21.19	3	Vertical	305	1.50	-

802.11a_Nss1,(6Mbps)_1TX(Port1)

27/03/2019

5825MHz_TX

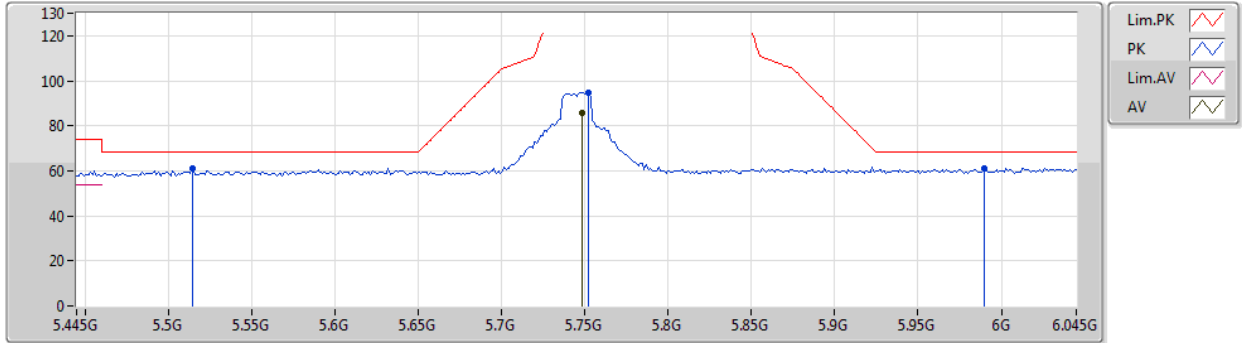


Type	Freq (Hz)	Level (dBuV/m)	Limit (dBuV/m)	Margin (dB)	Factor (dB)	Dist (m)	Condition	Azimuth (°)	Height (m)	Comment
AV	11.65272G	46.11	54.00	-7.89	16.50	3	Horizontal	305	1.49	-
PK	11.64872G	57.81	74.00	-16.19	16.51	3	Horizontal	305	1.49	-
PK	17.47084G	63.05	68.20	-5.15	21.21	3	Horizontal	232	1.50	-

802.11a_Nss1,(6Mbps)_1TX(Port2)

27/03/2019

5745MHz_TX



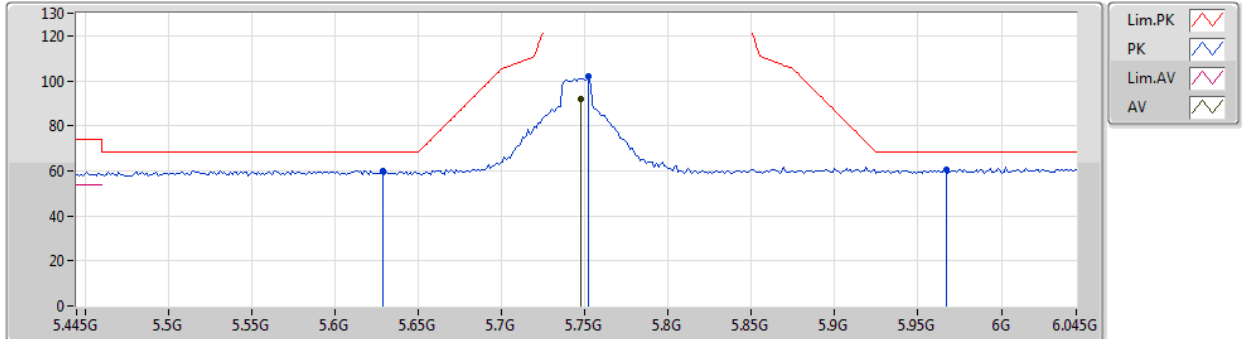
Type	Freq (Hz)	Level (dBuV/m)	Limit (dBuV/m)	Margin (dB)	Factor (dB)	Dist (m)	Condition	Azimuth (°)	Height (m)	Comment
AV	5.7486G	85.46	Inf	-Inf	7.89	3	Vertical	155	2.33	-
PK	5.5146G	61.26	68.20	-6.94	7.72	3	Vertical	155	2.33	-
PK	5.7522G	94.64	Inf	-Inf	7.89	3	Vertical	155	2.33	-
PK	5.9898G	61.25	68.20	-6.95	8.43	3	Vertical	155	2.33	-



802.11a_Nss1,(6Mbps)_1TX(Port2)

27/03/2019

5745MHz_TX

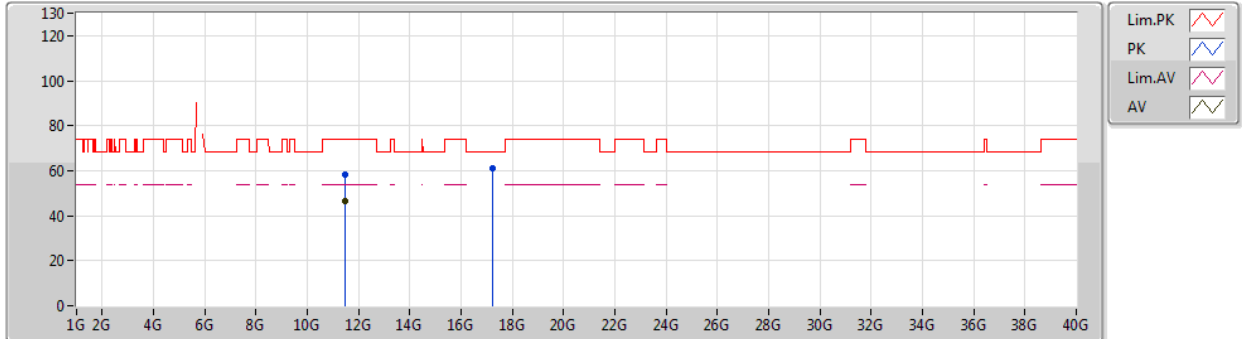


Type	Freq (Hz)	Level (dBuV/m)	Limit (dBuV/m)	Margin (dB)	Factor (dB)	Dist (m)	Condition	Azimuth (°)	Height (m)	Comment
AV	5.7474G	92.02	Inf	-Inf	7.87	3	Horizontal	25	1.46	-
PK	5.6286G	60.13	68.20	-8.07	7.63	3	Horizontal	25	1.46	-
PK	5.7522G	101.82	Inf	-Inf	7.89	3	Horizontal	25	1.46	-
PK	5.967G	60.59	68.20	-7.61	8.40	3	Horizontal	25	1.46	-

802.11a_Nss1,(6Mbps)_1TX(Port2)

27/03/2019

5745MHz_TX



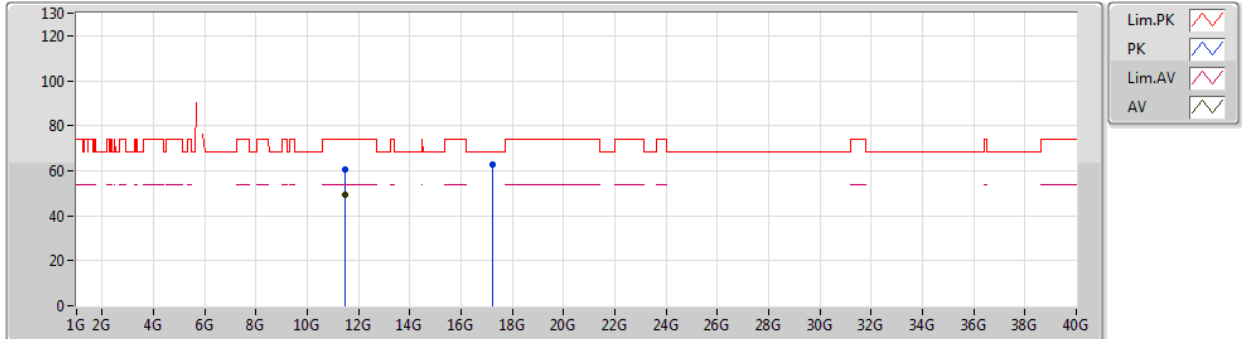
Type	Freq (Hz)	Level (dBuV/m)	Limit (dBuV/m)	Margin (dB)	Factor (dB)	Dist (m)	Condition	Azimuth (°)	Height (m)	Comment
AV	11.4921G	46.32	54.00	-7.68	16.63	3	Vertical	165	1.35	-
PK	11.49888G	58.29	74.00	-15.71	16.62	3	Vertical	165	1.35	-
PK	17.22282G	61.03	68.20	-7.17	19.29	3	Vertical	263	1.55	-



802.11a_Nss1,(6Mbps)_1TX(Port2)

27/03/2019

5745MHz_TX



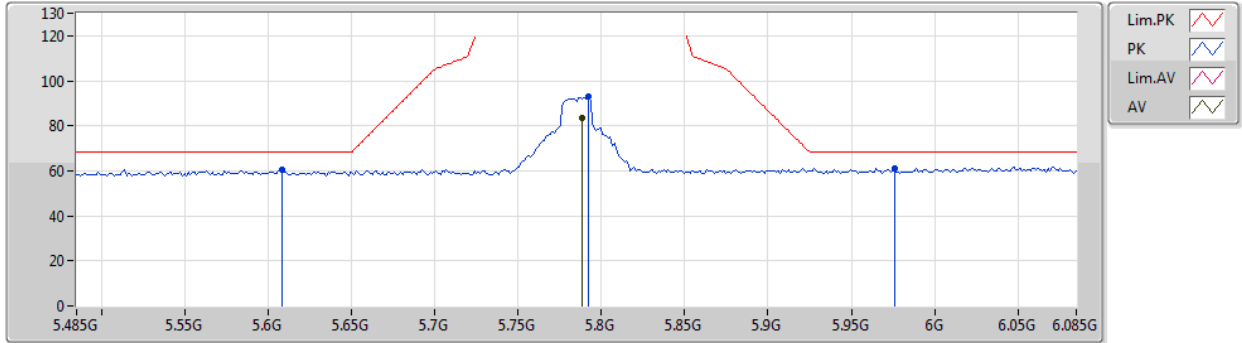
Type	Freq (Hz)	Level (dBuV/m)	Limit (dBuV/m)	Margin (dB)	Factor (dB)	Dist (m)	Condition	Azimuth (°)	Height (m)	Comment
AV	11.4925G	49.32	54.00	-4.68	16.63	3	Horizontal	71	1.42	-
PK	11.4929G	60.65	74.00	-13.35	16.63	3	Horizontal	71	1.42	-
PK	17.22984G	63.03	68.20	-5.17	19.35	3	Horizontal	237	1.43	-



802.11a_Nss1,(6Mbps)_1TX(Port2)

27/03/2019

5785MHz_TX



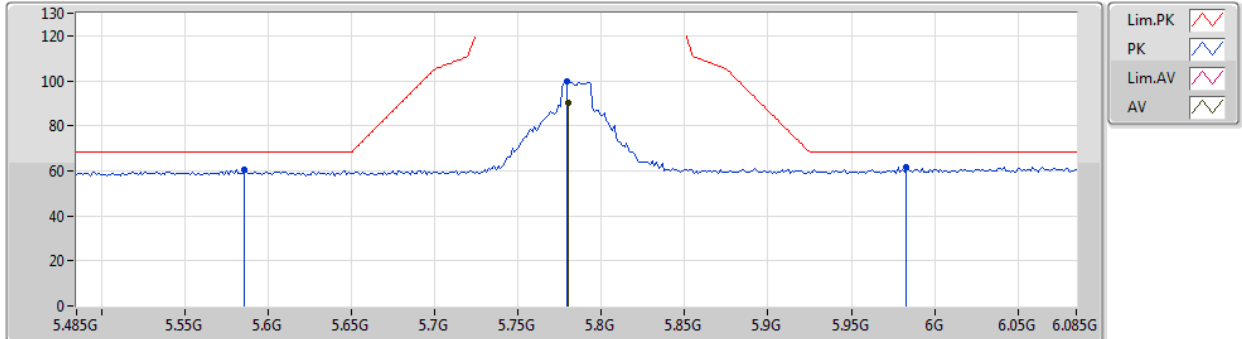
Type	Freq (Hz)	Level (dBuV/m)	Limit (dBuV/m)	Margin (dB)	Factor (dB)	Dist (m)	Condition	Azimuth (°)	Height (m)	Comment
AV	5.7886G	83.27	Inf	-Inf	7.99	3	Vertical	150	2.91	-
PK	5.6086G	60.47	68.20	-7.73	7.60	3	Vertical	150	2.91	-
PK	5.7922G	92.86	Inf	-Inf	7.99	3	Vertical	150	2.91	-
PK	5.9758G	61.20	68.20	-7.00	8.42	3	Vertical	150	2.91	-



802.11a_Nss1,(6Mbps)_1TX(Port2)

27/03/2019

5785MHz_TX

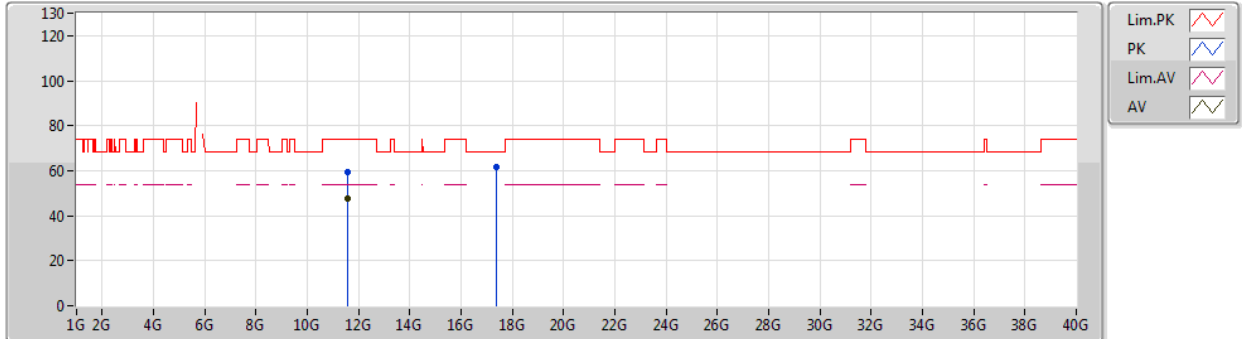


Type	Freq (Hz)	Level (dBuV/m)	Limit (dBuV/m)	Margin (dB)	Factor (dB)	Dist (m)	Condition	Azimuth (°)	Height (m)	Comment
AV	5.7802G	90.46	Inf	-Inf	7.97	3	Horizontal	30	1.50	-
PK	5.5858G	60.31	68.20	-7.89	7.60	3	Horizontal	30	1.50	-
PK	5.779G	99.58	Inf	-Inf	7.97	3	Horizontal	30	1.50	-
PK	5.983G	61.70	68.20	-6.50	8.42	3	Horizontal	30	1.50	-

802.11a_Nss1,(6Mbps)_1TX(Port2)

27/03/2019

5785MHz_TX



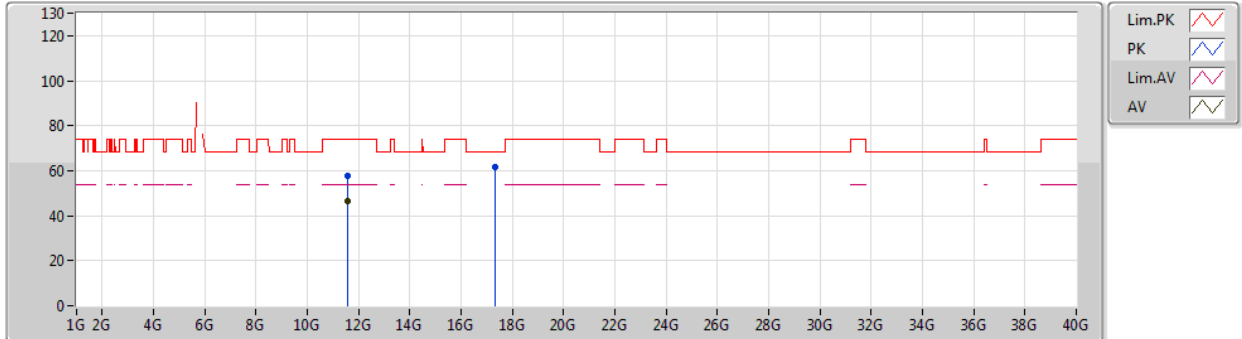
Type	Freq (Hz)	Level (dBuV/m)	Limit (dBuV/m)	Margin (dB)	Factor (dB)	Dist (m)	Condition	Azimuth (°)	Height (m)	Comment
AV	11.56994G	47.50	54.00	-6.50	16.57	3	Vertical	164	1.37	-
PK	11.56868G	59.22	74.00	-14.78	16.57	3	Vertical	164	1.37	-
PK	17.35656G	61.69	68.20	-6.51	20.32	3	Vertical	74	2.35	-



802.11a_Nss1,(6Mbps)_1TX(Port2)

27/03/2019

5785MHz_TX



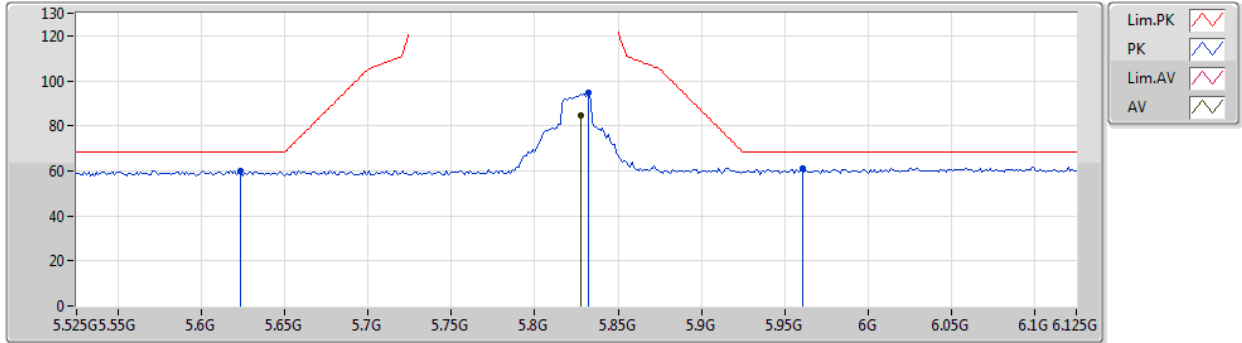
Type	Freq (Hz)	Level (dBuV/m)	Limit (dBuV/m)	Margin (dB)	Factor (dB)	Dist (m)	Condition	Azimuth (°)	Height (m)	Comment
AV	11.57174G	46.37	54.00	-7.63	16.56	3	Horizontal	74	1.55	-
PK	11.57726G	57.89	74.00	-16.11	16.56	3	Horizontal	74	1.55	-
PK	17.34662G	61.61	68.20	-6.59	20.26	3	Horizontal	41	1.50	-



802.11a_Nss1,(6Mbps)_1TX(Port2)

27/03/2019

5825MHz_TX



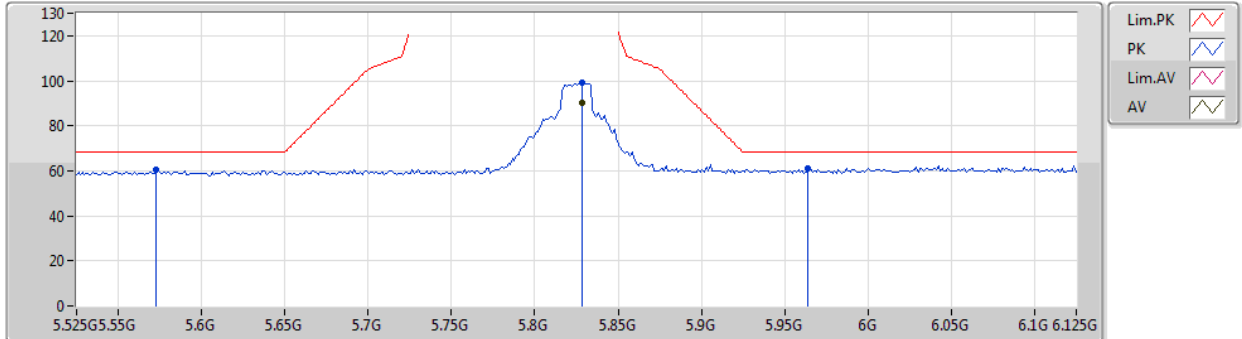
Type	Freq (Hz)	Level (dBuV/m)	Limit (dBuV/m)	Margin (dB)	Factor (dB)	Dist (m)	Condition	Azimuth (°)	Height (m)	Comment
AV	5.8274G	84.74	Inf	-Inf	8.09	3	Vertical	150	2.62	-
PK	5.6234G	60.16	68.20	-8.04	7.61	3	Vertical	150	2.62	-
PK	5.8322G	94.76	Inf	-Inf	8.10	3	Vertical	150	2.62	-
PK	5.9606G	61.32	68.20	-6.88	8.38	3	Vertical	150	2.62	-



802.11a_Nss1,(6Mbps)_1TX(Port2)

27/03/2019

5825MHz_TX

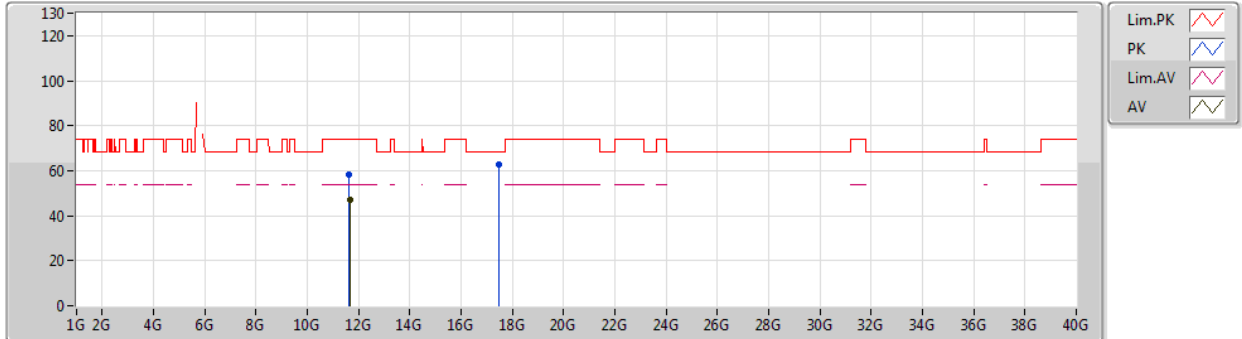


Type	Freq (Hz)	Level (dBuV/m)	Limit (dBuV/m)	Margin (dB)	Factor (dB)	Dist (m)	Condition	Azimuth (°)	Height (m)	Comment
AV	5.8286G	89.99	Inf	-Inf	8.10	3	Horizontal	31	1.52	-
PK	5.573G	60.29	68.20	-7.91	7.62	3	Horizontal	31	1.52	-
PK	5.8286G	98.96	Inf	-Inf	8.10	3	Horizontal	31	1.52	-
PK	5.9642G	61.29	68.20	-6.91	8.39	3	Horizontal	31	1.52	-

802.11a_Nss1,(6Mbps)_1TX(Port2)

27/03/2019

5825MHz_TX

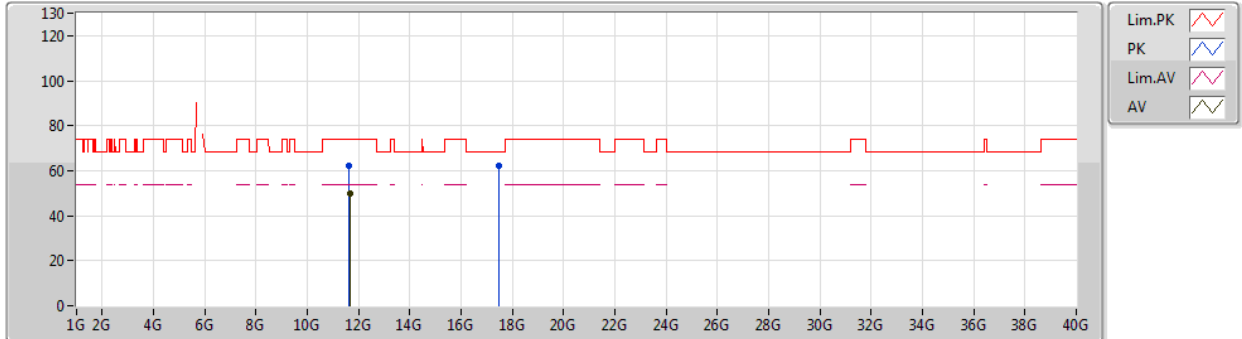


Type	Freq (Hz)	Level (dBuV/m)	Limit (dBuV/m)	Margin (dB)	Factor (dB)	Dist (m)	Condition	Azimuth (°)	Height (m)	Comment
AV	11.64988G	47.13	54.00	-6.87	16.51	3	Vertical	167	1.39	-
PK	11.64448G	58.37	74.00	-15.63	16.51	3	Vertical	167	1.39	-
PK	17.4795G	62.55	68.20	-5.65	21.28	3	Vertical	256	1.64	-

802.11a_Nss1,(6Mbps)_1TX(Port2)

27/03/2019

5825MHz_TX

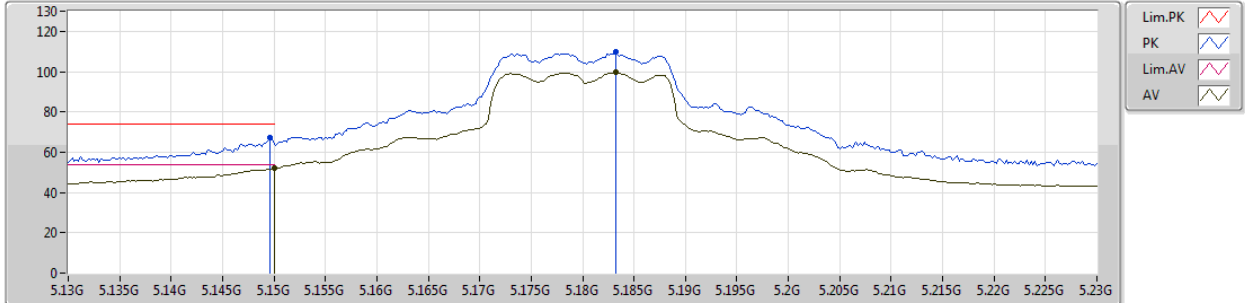


Type	Freq (Hz)	Level (dBuV/m)	Limit (dBuV/m)	Margin (dB)	Factor (dB)	Dist (m)	Condition	Azimuth (°)	Height (m)	Comment
AV	11.65018G	50.05	54.00	-3.95	16.50	3	Vertical	165	1.39	-
PK	11.64448G	62.18	74.00	-11.82	16.51	3	Vertical	165	1.39	-
PK	17.47836G	62.21	68.20	-5.99	21.28	3	Vertical	140	2.08	-

802.11a_Nss1,(6Mbps)_2TX

07/03/2019

5180MHz_TX

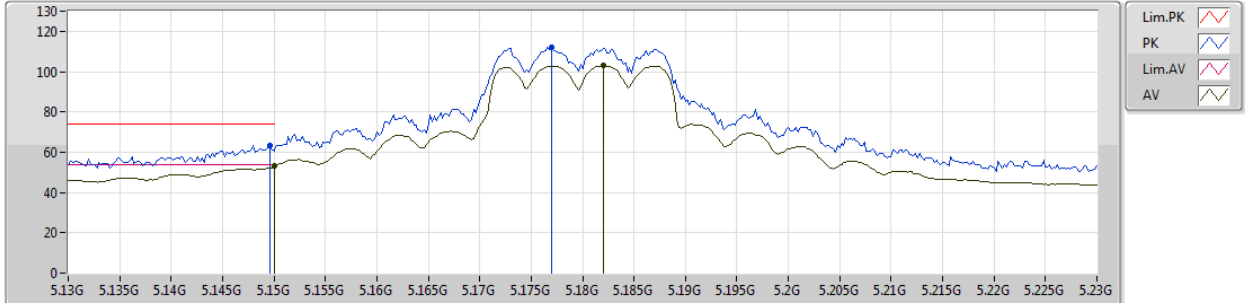


Type	Freq (Hz)	Level (dBuV/m)	Limit (dBuV/m)	Margin (dB)	Factor (dB)	Dist (m)	Condition	Azimuth (°)	Height (m)	Comments
AV	5.15G	51.86	54.00	-2.14	2.74	3	Vertical	301	2.03	-
AV	5.1832G	99.70	Inf	-Inf	2.78	3	Vertical	301	2.03	-
PK	5.1496G	67.01	74.00	-6.99	2.74	3	Vertical	301	2.03	-
PK	5.1832G	109.89	Inf	-Inf	2.78	3	Vertical	301	2.03	-

802.11a_Nss1,(6Mbps)_2TX

07/03/2019

5180MHz_TX



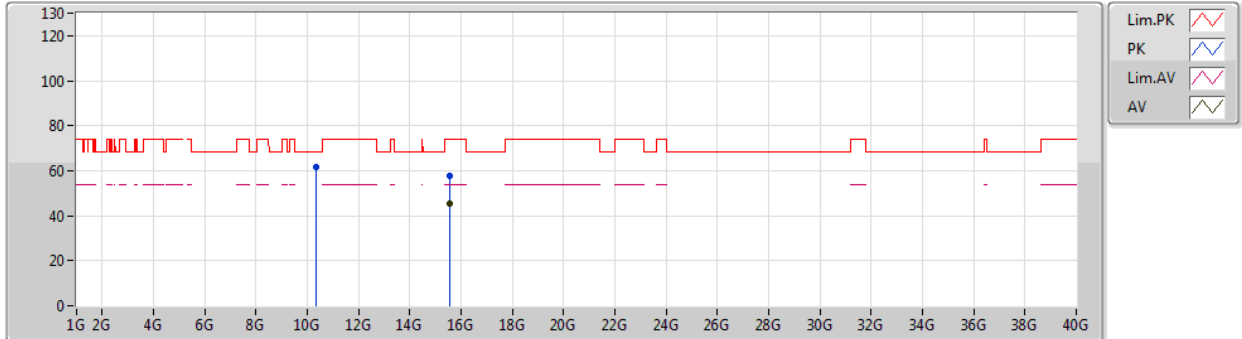
Type	Freq (Hz)	Level (dBuV/m)	Limit (dBuV/m)	Margin (dB)	Factor (dB)	Dist (m)	Condition	Azimuth (°)	Height (m)	Comments
AV	5.15G	53.12	54.00	-0.88	2.74	3	Horizontal	346	1.09	-
AV	5.182G	103.04	Inf	-Inf	2.78	3	Horizontal	346	1.09	-
PK	5.1496G	63.59	74.00	-10.41	2.74	3	Horizontal	346	1.09	-
PK	5.177G	111.99	Inf	-Inf	2.77	3	Horizontal	346	1.09	-



802.11a_Nss1,(6Mbps)_2TX

07/03/2019

5180MHz_TX



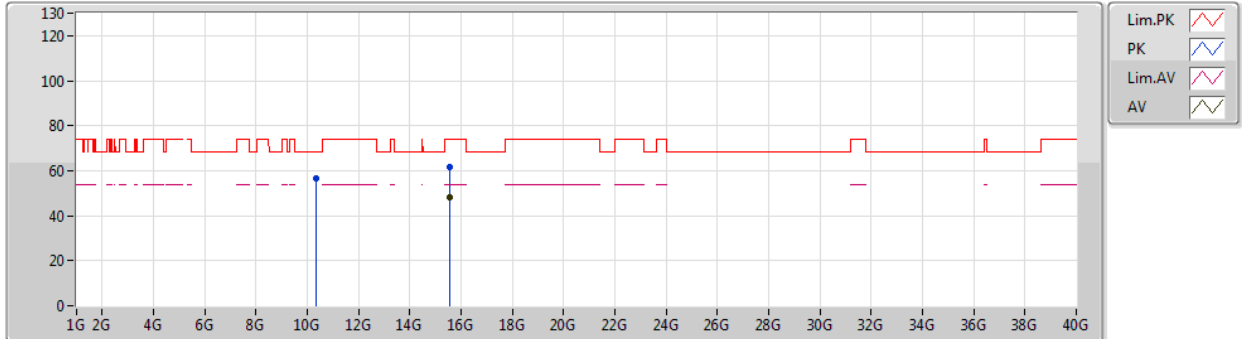
Type	Freq (Hz)	Level (dBuV/m)	Limit (dBuV/m)	Margin (dB)	Factor (dB)	Dist (m)	Condition	Azimuth (°)	Height (m)	Comment
AV	15.537G	45.26	54.00	-8.74	14.09	3	Vertical	162	1.34	-
PK	10.3617G	61.43	68.20	-6.77	12.64	3	Vertical	163	1.82	-
PK	15.5368G	57.90	74.00	-16.10	14.09	3	Vertical	162	1.34	-



802.11a_Nss1,(6Mbps)_2TX

07/03/2019

5180MHz_TX



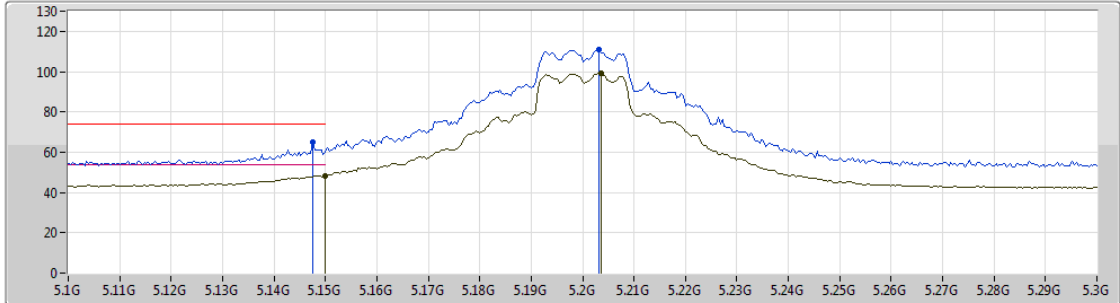
Type	Freq (Hz)	Level (dBuV/m)	Limit (dBuV/m)	Margin (dB)	Factor (dB)	Dist (m)	Condition	Azimuth (°)	Height (m)	Comment
AV	15.5447G	48.35	54.00	-5.65	14.05	3	Horizontal	238	1.59	-
PK	10.3605G	56.87	68.20	-11.33	12.63	3	Horizontal	328	1.50	-
PK	15.5351G	61.45	74.00	-12.55	14.10	3	Horizontal	238	1.59	-



802.11a_Nss1,(6Mbps)_2TX

08/03/2019

5200MHz_TX



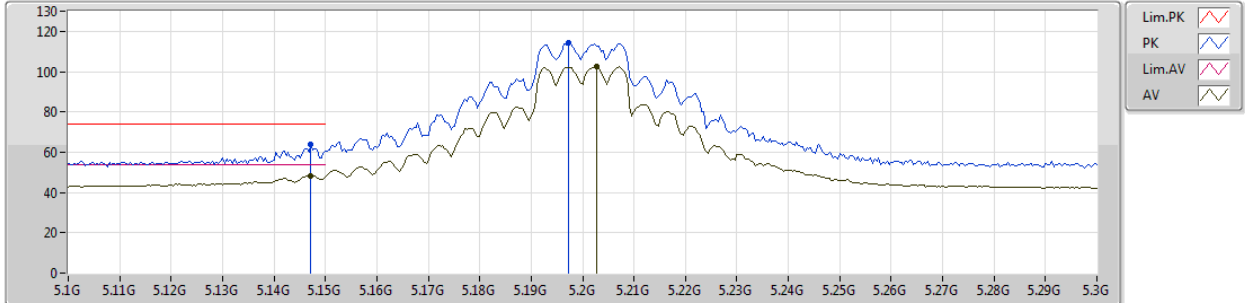
Lim.PK
 PK
 Lim.AV
 AV

Type	Freq (Hz)	Level (dBuV/m)	Limit (dBuV/m)	Margin (dB)	Factor (dB)	Dist (m)	Condition	Azimuth (°)	Height (m)	Comments
AV	5.15G	48.31	54.00	-5.69	2.74	3	Vertical	306	2.23	-
AV	5.2036G	99.29	Inf	-Inf	2.80	3	Vertical	306	2.23	-
PK	5.1476G	64.91	74.00	-9.09	2.74	3	Vertical	306	2.23	-
PK	5.2032G	110.82	Inf	-Inf	2.80	3	Vertical	306	2.23	-

802.11a_Nss1,(6Mbps)_2TX

08/03/2019

5200MHz_TX



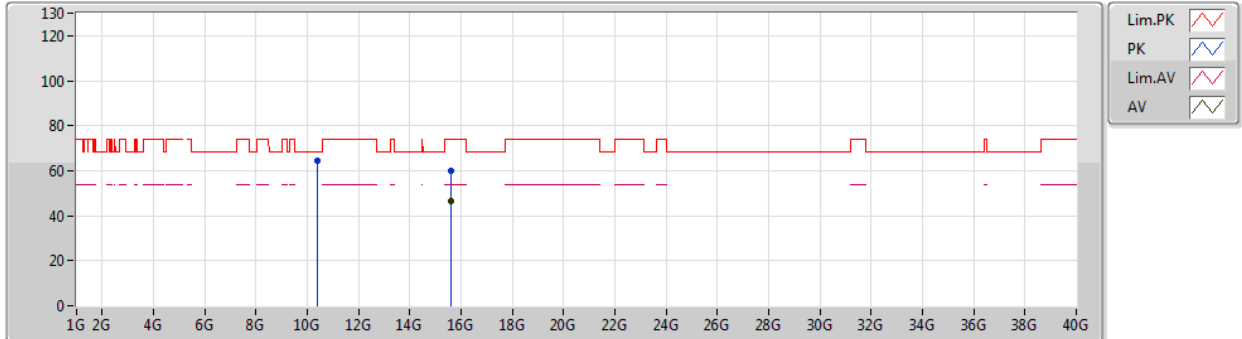
Type	Freq (Hz)	Level (dBuV/m)	Limit (dBuV/m)	Margin (dB)	Factor (dB)	Dist (m)	Condition	Azimuth (°)	Height (m)	Comments
AV	5.1472G	48.37	54.00	-5.63	2.74	3	Horizontal	342	1.50	-
AV	5.2028G	102.59	Inf	-Inf	2.80	3	Horizontal	342	1.50	-
PK	5.1472G	63.73	74.00	-10.27	2.74	3	Horizontal	342	1.50	-
PK	5.1972G	114.49	Inf	-Inf	2.80	3	Horizontal	342	1.50	-



802.11a_Nss1,(6Mbps)_2TX

07/03/2019

5200MHz_TX



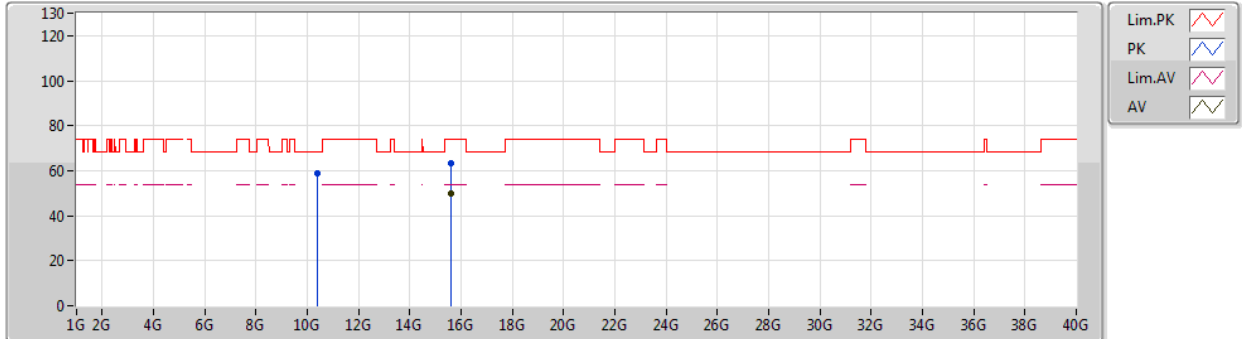
Type	Freq (Hz)	Level (dBuV/m)	Limit (dBuV/m)	Margin (dB)	Factor (dB)	Dist (m)	Condition	Azimuth (°)	Height (m)	Comment
AV	15.60156G	46.35	54.00	-7.65	13.78	3	Vertical	159	1.20	-
PK	10.4018G	64.34	68.20	-3.86	12.73	3	Vertical	161	1.71	-
PK	15.59784G	60.17	74.00	-13.83	13.80	3	Vertical	159	1.20	-



802.11a_Nss1,(6Mbps)_2TX

07/03/2019

5200MHz_TX



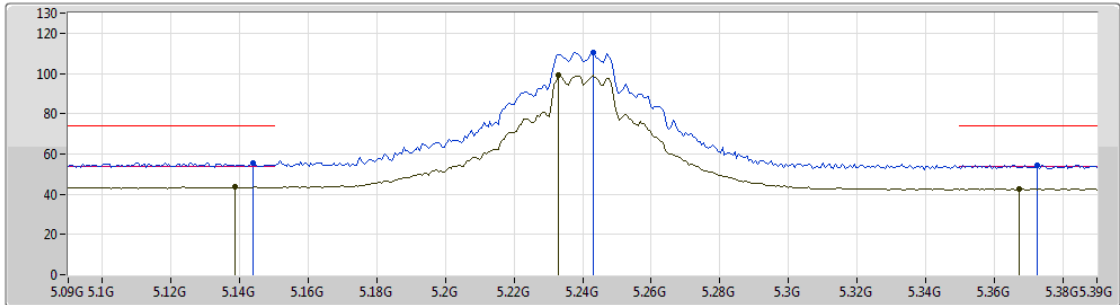
Type	Freq (Hz)	Level (dBuV/m)	Limit (dBuV/m)	Margin (dB)	Factor (dB)	Dist (m)	Condition	Azimuth (°)	Height (m)	Comment
AV	15.6007G	49.81	54.00	-4.19	13.79	3	Horizontal	248	1.99	-
PK	10.3977G	58.91	68.20	-9.29	12.72	3	Horizontal	218	1.50	-
PK	15.5951G	63.27	74.00	-10.73	13.82	3	Horizontal	248	1.99	-



802.11a_Nss1,(6Mbps)_2TX

08/03/2019

5240MHz_TX



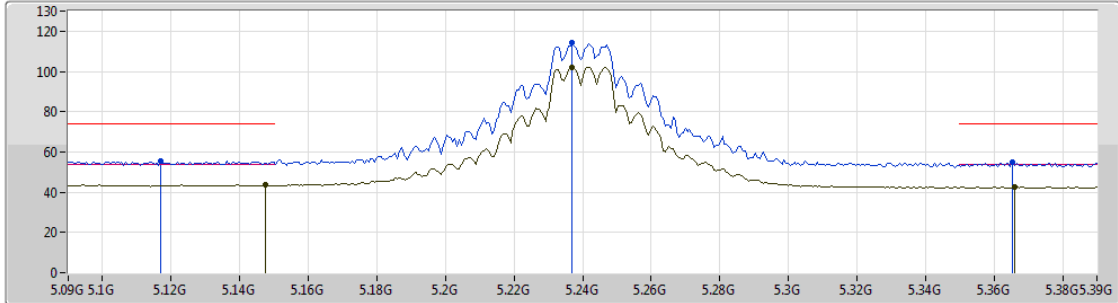
Type	Freq (Hz)	Level (dBuV/m)	Limit (dBuV/m)	Margin (dB)	Factor (dB)	Dist (m)	Condition	Azimuth (°)	Height (m)	Comments
AV	5.1386G	43.53	54.00	-10.47	2.73	3	Vertical	311	2.11	-
AV	5.2328G	99.31	Inf	-Inf	2.83	3	Vertical	311	2.11	-
AV	5.3672G	42.71	54.00	-11.29	2.99	3	Vertical	311	2.11	-
PK	5.144G	55.66	74.00	-18.34	2.74	3	Vertical	311	2.11	-
PK	5.243G	110.53	Inf	-Inf	2.85	3	Vertical	311	2.11	-
PK	5.3726G	54.60	74.00	-19.40	2.99	3	Vertical	311	2.11	-



802.11a_Nss1,(6Mbps)_2TX

08/03/2019

5240MHz_TX



Type	Freq (Hz)	Level (dBuV/m)	Limit (dBuV/m)	Margin (dB)	Factor (dB)	Dist (m)	Condition	Azimuth (°)	Height (m)	Comments
AV	5.1476G	43.63	54.00	-10.37	2.74	3	Horizontal	355	1.06	-
AV	5.237G	102.16	Inf	-Inf	2.84	3	Horizontal	355	1.06	-
AV	5.366G	42.49	54.00	-11.51	2.99	3	Horizontal	355	1.06	-
PK	5.117G	55.53	74.00	-18.47	2.70	3	Horizontal	355	1.06	-
PK	5.237G	114.58	Inf	-Inf	2.84	3	Horizontal	355	1.06	-
PK	5.3654G	55.03	74.00	-18.97	2.99	3	Horizontal	355	1.06	-



802.11a_Nss1,(6Mbps)_2TX

07/03/2019

5240MHz_TX



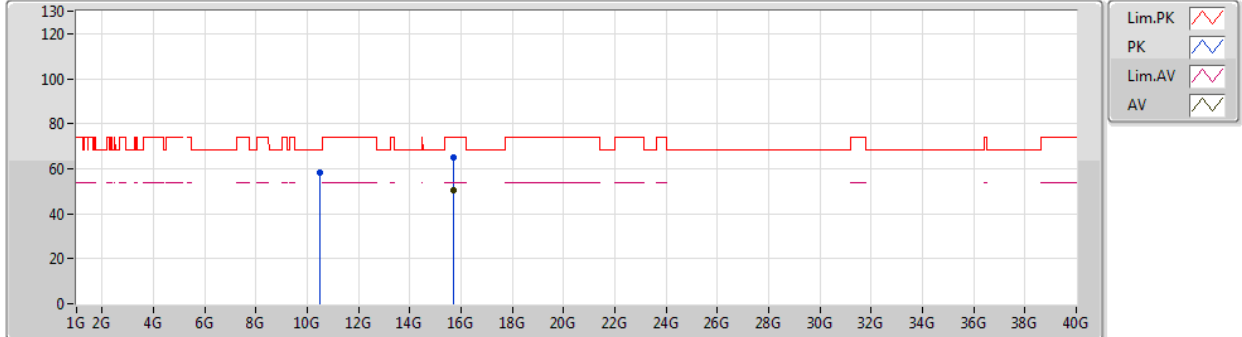
Type	Freq (Hz)	Level (dBuV/m)	Limit (dBuV/m)	Margin (dB)	Factor (dB)	Dist (m)	Condition	Azimuth (°)	Height (m)	Comment
AV	15.7224G	46.10	54.00	-7.90	13.21	3	Vertical	164	1.35	-
PK	10.48198G	63.62	68.20	-4.58	12.90	3	Vertical	162	1.59	-
PK	15.71166G	58.26	74.00	-15.74	13.26	3	Vertical	164	1.35	-



802.11a_Nss1,(6Mbps)_2TX

07/03/2019

5240MHz_TX

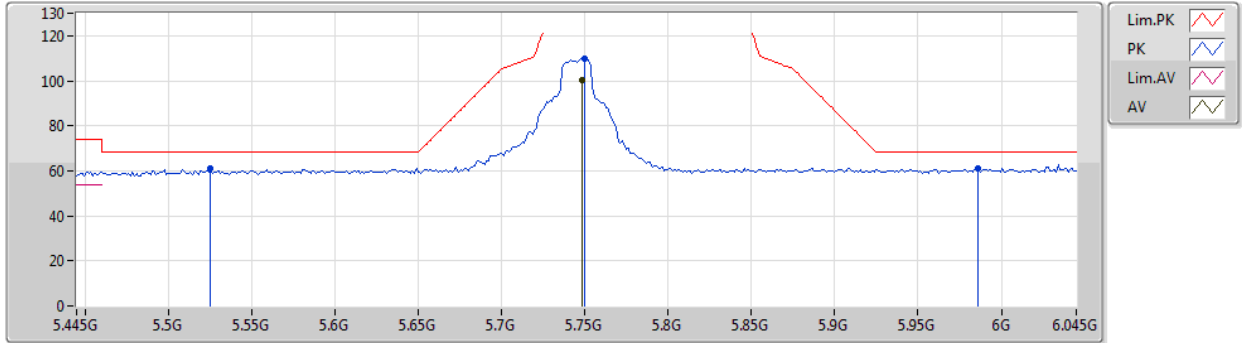


Type	Freq (Hz)	Level (dBuV/m)	Limit (dBuV/m)	Margin (dB)	Factor (dB)	Dist (m)	Condition	Azimuth (°)	Height (m)	Comment
AV	15.72078G	50.52	54.00	-3.48	13.21	3	Horizontal	241	1.55	-
PK	10.48516G	58.47	68.20	-9.73	12.91	3	Horizontal	321	1.54	-
PK	15.72084G	64.78	74.00	-9.22	13.21	3	Horizontal	241	1.55	-

802.11a_Nss1,(6Mbps)_2TX

27/03/2019

5745MHz_TX



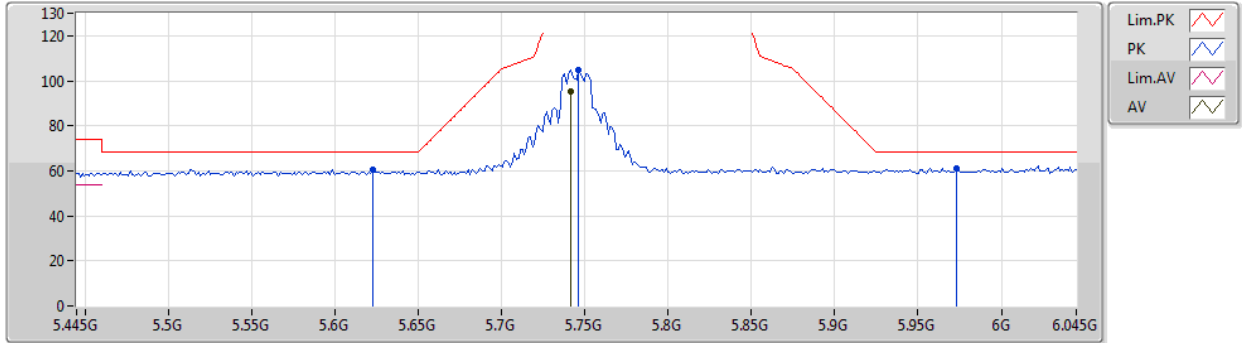
Type	Freq (Hz)	Level (dBuV/m)	Limit (dBuV/m)	Margin (dB)	Factor (dB)	Dist (m)	Condition	Azimuth (°)	Height (m)	Comment
AV	5.7486G	100.52	Inf	-Inf	7.89	3	Vertical	282	1.69	-
PK	5.5254G	61.13	68.20	-7.07	7.70	3	Vertical	282	1.69	-
PK	5.7498G	109.85	Inf	-Inf	7.89	3	Vertical	282	1.69	-
PK	5.9862G	60.91	68.20	-7.29	8.43	3	Vertical	282	1.69	-



802.11a_Nss1,(6Mbps)_2TX

27/03/2019

5745MHz_TX



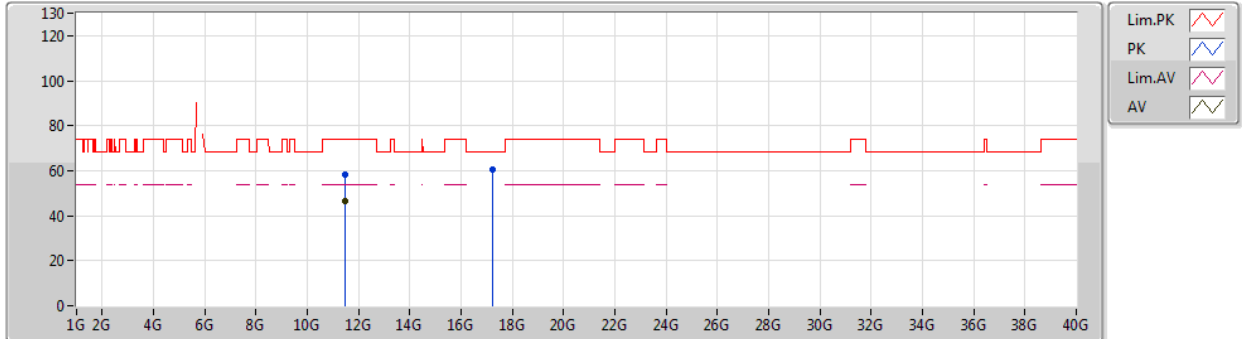
Type	Freq (Hz)	Level (dBuV/m)	Limit (dBuV/m)	Margin (dB)	Factor (dB)	Dist (m)	Condition	Azimuth (°)	Height (m)	Comment
AV	5.7414G	95.52	Inf	-Inf	7.86	3	Horizontal	50	2.05	-
PK	5.6226G	60.75	68.20	-7.45	7.61	3	Horizontal	50	2.05	-
PK	5.7462G	104.65	Inf	-Inf	7.87	3	Horizontal	50	2.05	-
PK	5.973G	61.11	68.20	-7.09	8.40	3	Horizontal	50	2.05	-



802.11a_Nss1,(6Mbps)_2TX

27/03/2019

5745MHz_TX

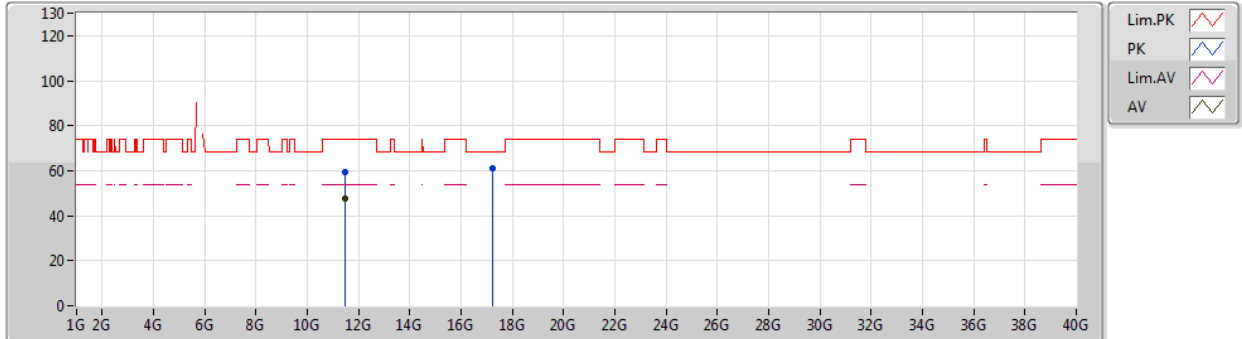


Type	Freq (Hz)	Level (dBuV/m)	Limit (dBuV/m)	Margin (dB)	Factor (dB)	Dist (m)	Condition	Azimuth (°)	Height (m)	Comment
AV	11.4882G	46.78	54.00	-7.22	16.63	3	Vertical	164	1.31	-
PK	11.4879G	58.34	74.00	-15.66	16.63	3	Vertical	164	1.31	-
PK	17.2497G	60.34	68.20	-7.86	19.50	3	Vertical	4	2.10	-

802.11a_Nss1,(6Mbps)_2TX

27/03/2019

5745MHz_TX

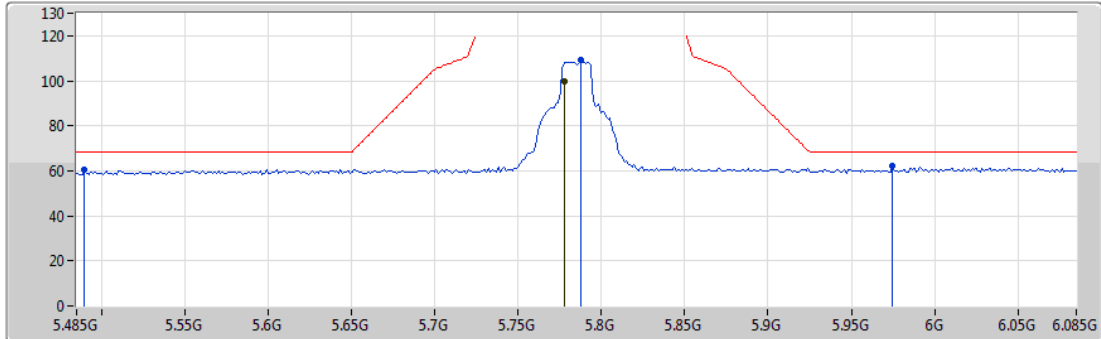


Type	Freq (Hz)	Level (dBuV/m)	Limit (dBuV/m)	Margin (dB)	Factor (dB)	Dist (m)	Condition	Azimuth (°)	Height (m)	Comment
AV	11.49414G	47.51	54.00	-6.49	16.63	3	Horizontal	284	1.34	-
PK	11.49894G	59.60	74.00	-14.40	16.62	3	Horizontal	284	1.34	-
PK	17.24508G	61.35	68.20	-6.85	19.47	3	Horizontal	236	1.92	-

802.11a_Nss1,(6Mbps)_2TX

27/03/2019

5785MHz_TX



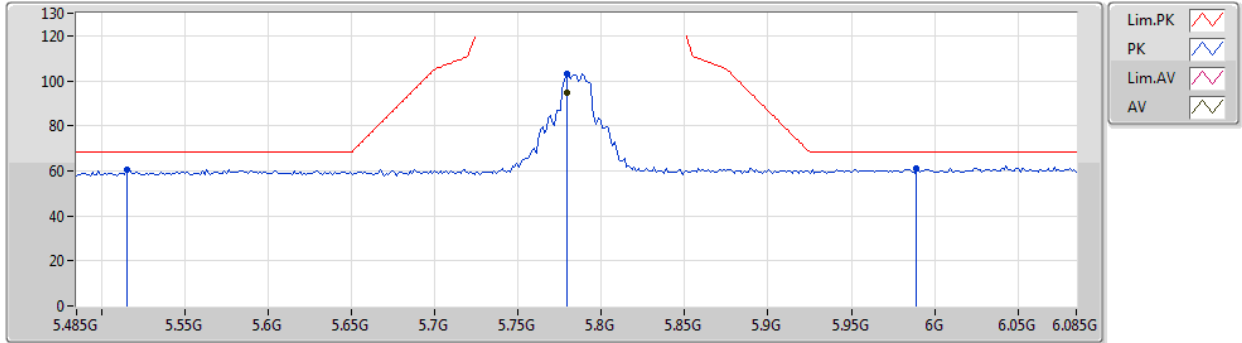
Type	Freq (Hz)	Level (dBuV/m)	Limit (dBuV/m)	Margin (dB)	Factor (dB)	Dist (m)	Condition	Azimuth (°)	Height (m)	Comment
AV	5.7778G	99.80	Inf	-Inf	7.97	3	Vertical	278	1.90	-
PK	5.4898G	60.48	68.20	-7.72	7.69	3	Vertical	278	1.90	-
PK	5.7874G	109.30	Inf	-Inf	7.99	3	Vertical	278	1.90	-
PK	5.9746G	61.92	68.20	-6.28	8.41	3	Vertical	278	1.90	-



802.11a_Nss1,(6Mbps)_2TX

27/03/2019

5785MHz_TX



Type	Freq (Hz)	Level (dBuV/m)	Limit (dBuV/m)	Margin (dB)	Factor (dB)	Dist (m)	Condition	Azimuth (°)	Height (m)	Comment
AV	5.779G	94.53	Inf	-Inf	7.97	3	Horizontal	217	1.76	-
PK	5.515G	60.48	68.20	-7.72	7.72	3	Horizontal	217	1.76	-
PK	5.779G	103.03	Inf	-Inf	7.97	3	Horizontal	217	1.76	-
PK	5.989G	60.88	68.20	-7.32	8.43	3	Horizontal	217	1.76	-

802.11a_Nss1,(6Mbps)_2TX

27/03/2019

5785MHz_TX



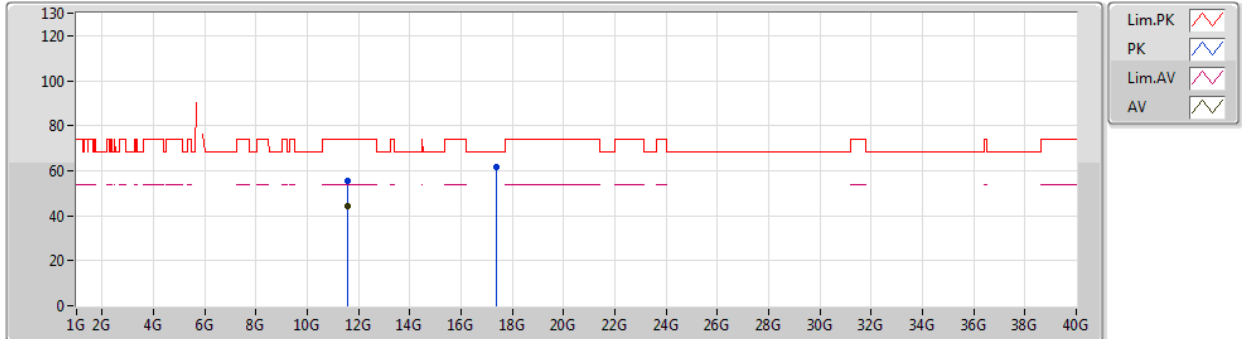
Type	Freq (Hz)	Level (dBuV/m)	Limit (dBuV/m)	Margin (dB)	Factor (dB)	Dist (m)	Condition	Azimuth (°)	Height (m)	Comment
AV	11.57834G	44.29	54.00	-9.71	16.56	3	Vertical	6	1.43	-
PK	11.55962G	56.13	74.00	-17.87	16.58	3	Vertical	6	1.43	-
PK	17.36358G	62.34	68.20	-5.86	20.38	3	Vertical	356	1.90	-



802.11a_Nss1,(6Mbps)_2TX

27/03/2019

5785MHz_TX



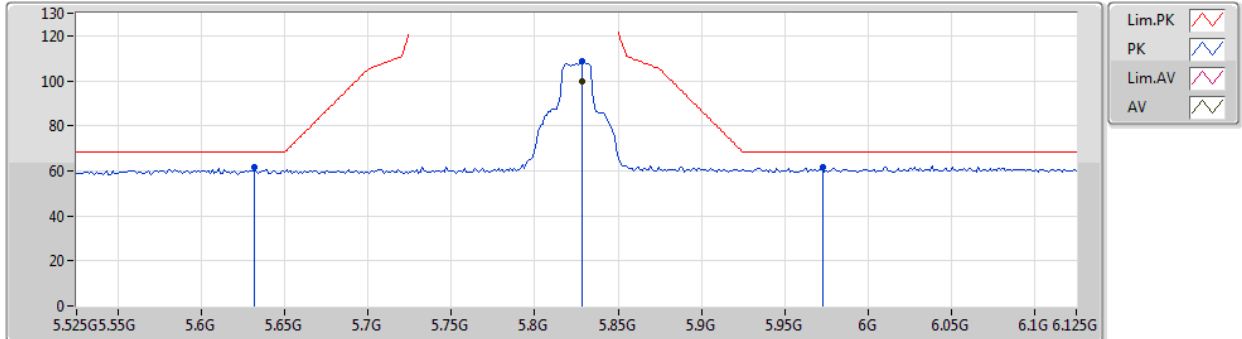
Type	Freq (Hz)	Level (dBuV/m)	Limit (dBuV/m)	Margin (dB)	Factor (dB)	Dist (m)	Condition	Azimuth (°)	Height (m)	Comment
AV	11.57744G	44.09	54.00	-9.91	16.56	3	Horizontal	74	2.47	-
PK	11.57894G	55.73	74.00	-18.27	16.56	3	Horizontal	74	2.47	-
PK	17.35878G	61.57	68.20	-6.63	20.35	3	Horizontal	81	2.04	-



802.11a_Nss1,(6Mbps)_2TX

27/03/2019

5825MHz_TX



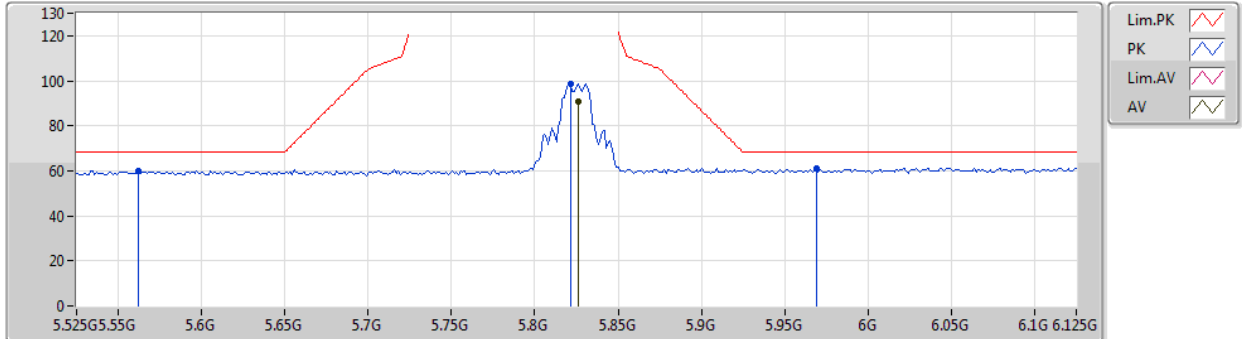
Type	Freq (Hz)	Level (dBuV/m)	Limit (dBuV/m)	Margin (dB)	Factor (dB)	Dist (m)	Condition	Azimuth (°)	Height (m)	Comment
AV	5.8286G	99.57	Inf	-Inf	8.10	3	Vertical	275	1.83	-
PK	5.6318G	61.38	68.20	-6.82	7.63	3	Vertical	275	1.83	-
PK	5.8286G	108.50	Inf	-Inf	8.10	3	Vertical	275	1.83	-
PK	5.9726G	61.40	68.20	-6.80	8.40	3	Vertical	275	1.83	-



802.11a_Nss1,(6Mbps)_2TX

27/03/2019

5825MHz_TX



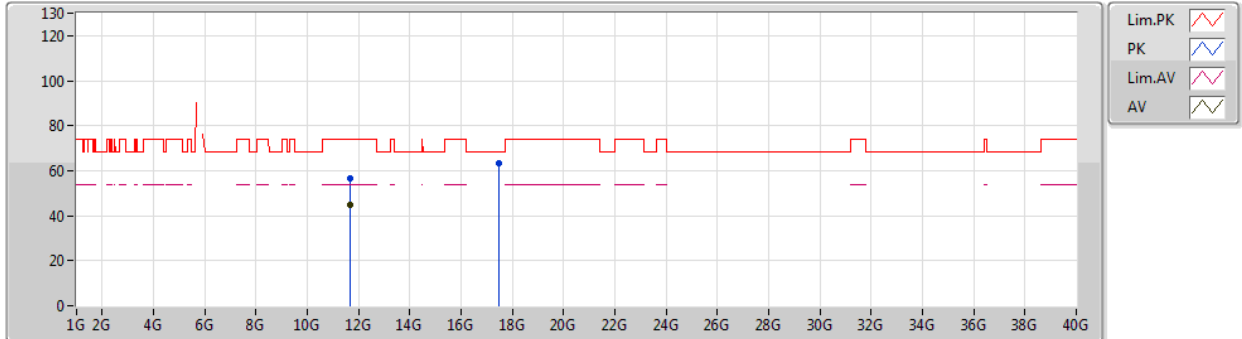
Type	Freq (Hz)	Level (dBuV/m)	Limit (dBuV/m)	Margin (dB)	Factor (dB)	Dist (m)	Condition	Azimuth (°)	Height (m)	Comment
AV	5.8262G	90.64	Inf	-Inf	8.08	3	Horizontal	290	1.60	-
PK	5.5622G	60.02	68.20	-8.18	7.64	3	Horizontal	290	1.60	-
PK	5.8214G	98.88	Inf	-Inf	8.07	3	Horizontal	290	1.60	-
PK	5.969G	61.32	68.20	-6.88	8.40	3	Horizontal	290	1.60	-



802.11a_Nss1,(6Mbps)_2TX

27/03/2019

5825MHz_TX



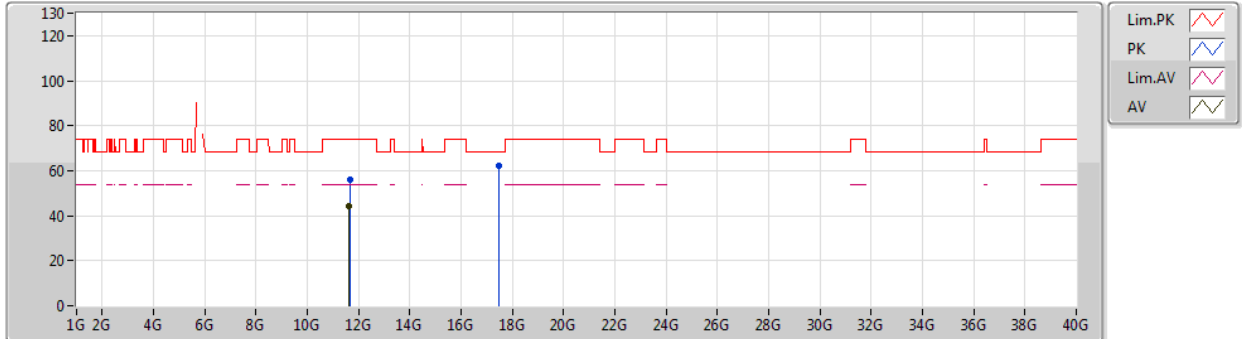
Type	Freq (Hz)	Level (dBuV/m)	Limit (dBuV/m)	Margin (dB)	Factor (dB)	Dist (m)	Condition	Azimuth (°)	Height (m)	Comment
AV	11.65G	44.60	54.00	-9.40	16.50	3	Vertical	236	1.86	-
PK	11.6524G	56.49	74.00	-17.51	16.50	3	Vertical	236	1.86	-
PK	17.4882G	63.12	68.20	-5.08	21.35	3	Vertical	82	1.53	-



802.11a_Nss1,(6Mbps)_2TX

27/03/2019

5825MHz_TX

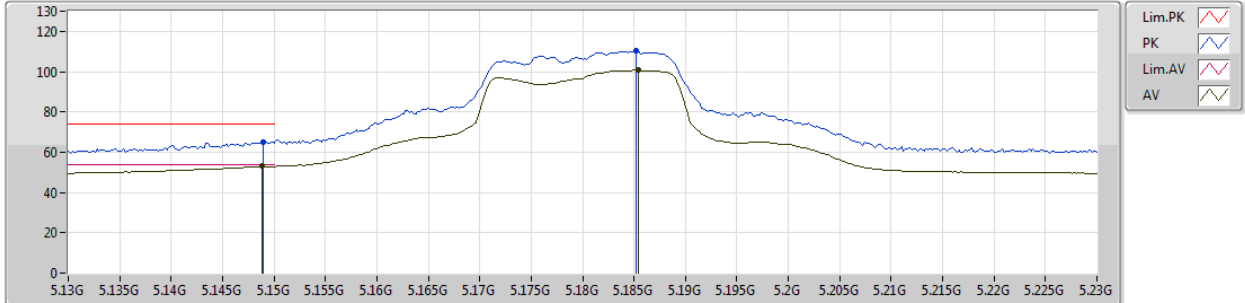


Type	Freq (Hz)	Level (dBuV/m)	Limit (dBuV/m)	Margin (dB)	Factor (dB)	Dist (m)	Condition	Azimuth (°)	Height (m)	Comment
AV	11.64538G	44.54	54.00	-9.46	16.51	3	Horizontal	98	1.41	-
PK	11.66098G	55.85	74.00	-18.15	16.50	3	Horizontal	98	1.41	-
PK	17.46996G	62.45	68.20	-5.75	21.20	3	Horizontal	151	1.49	-

802.11ac VHT20_Nss1,(MCS0)_2TX

08/02/2019

5180MHz_TX



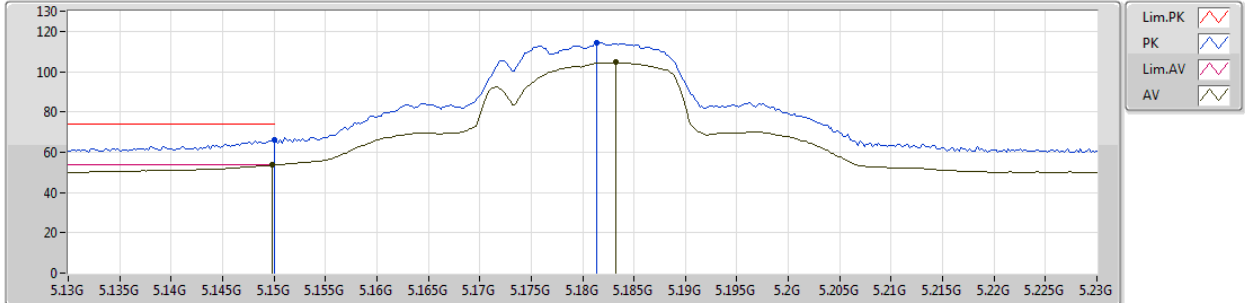
Type	Freq (Hz)	Level (dBuV/m)	Limit (dBuV/m)	Margin (dB)	Factor (dB)	Dist (m)	Condition	Azimuth (°)	Height (m)	Comments
AV	5.1488G	53.03	54.00	-0.97	7.00	3	Vertical	53	1.59	-
AV	5.1854G	100.70	Inf	-Inf	7.02	3	Vertical	53	1.59	-
PK	5.149G	65.13	74.00	-8.87	7.00	3	Vertical	53	1.59	-
PK	5.1852G	110.19	Inf	-Inf	7.02	3	Vertical	53	1.59	-



802.11ac VHT20_Nss1,(MCS0)_2TX

08/02/2019

5180MHz_TX



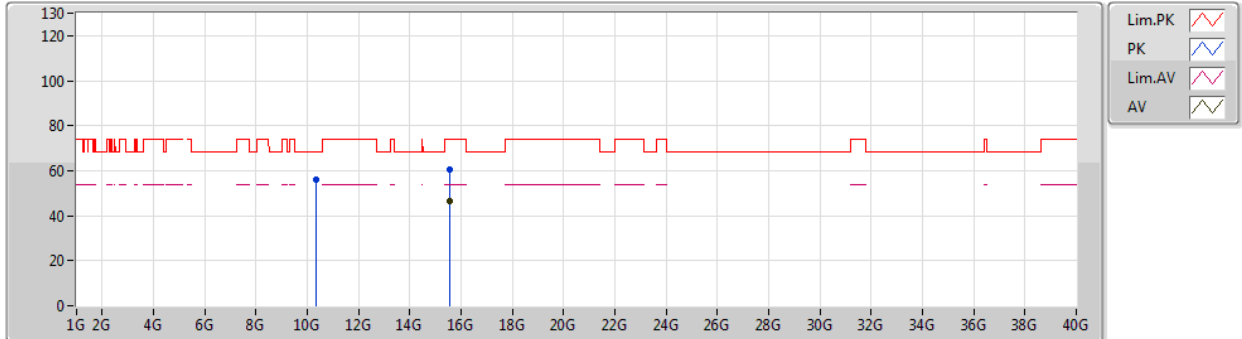
Type	Freq (Hz)	Level (dBuV/m)	Limit (dBuV/m)	Margin (dB)	Factor (dB)	Dist (m)	Condition	Azimuth (°)	Height (m)	Comments
AV	5.1498G	53.54	54.00	-0.46	7.00	3	Horizontal	50	2.06	-
AV	5.1832G	104.53	Inf	-Inf	7.02	3	Horizontal	50	2.06	-
PK	5.15G	66.25	74.00	-7.75	7.00	3	Horizontal	50	2.06	-
PK	5.1814G	114.56	Inf	-Inf	7.02	3	Horizontal	50	2.06	-



802.11ac VHT20_Nss1,(MCS0)_2TX

07/03/2019

5180MHz_TX



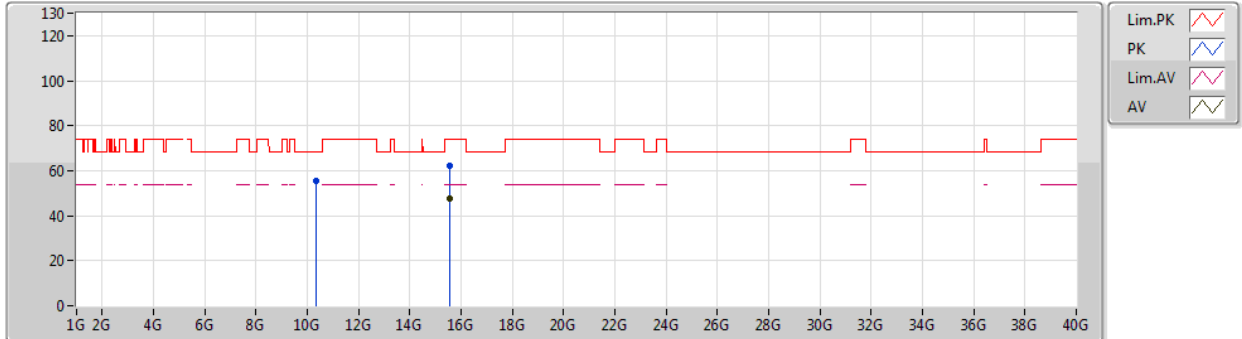
Type	Freq (Hz)	Level (dBuV/m)	Limit (dBuV/m)	Margin (dB)	Factor (dB)	Dist (m)	Condition	Azimuth (°)	Height (m)	Comment
AV	15.53592G	46.29	54.00	-7.71	17.02	3	Vertical	62	1.96	-
PK	10.36672G	55.94	68.20	-12.26	15.86	3	Vertical	210	1.50	-
PK	15.53604G	60.38	74.00	-13.62	17.02	3	Vertical	62	1.96	-



802.11ac VHT20_Nss1,(MCS0)_2TX

07/03/2019

5180MHz_TX

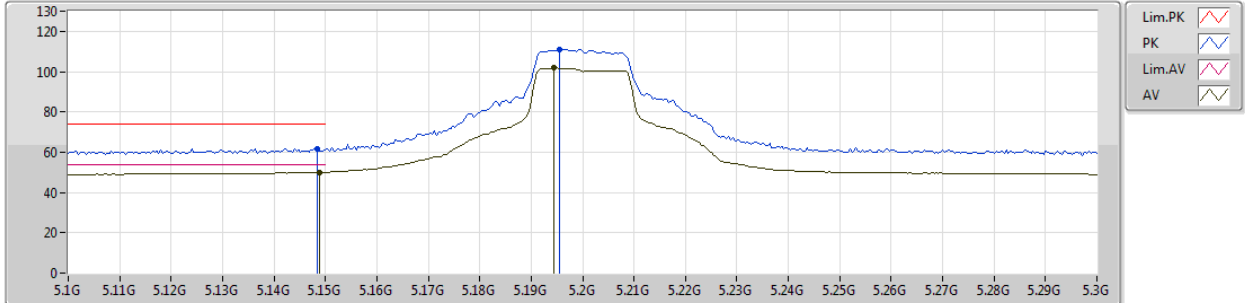


Type	Freq (Hz)	Level (dBuV/m)	Limit (dBuV/m)	Margin (dB)	Factor (dB)	Dist (m)	Condition	Azimuth (°)	Height (m)	Comment
AV	15.5334G	47.49	54.00	-6.51	17.03	3	Horizontal	216	2.13	-
PK	10.36678G	55.63	68.20	-12.57	15.86	3	Horizontal	54	1.29	-
PK	15.53568G	62.29	74.00	-11.71	17.02	3	Horizontal	216	2.13	-

802.11ac VHT20_Nss1,(MCS0)_2TX

08/02/2019

5200MHz_TX

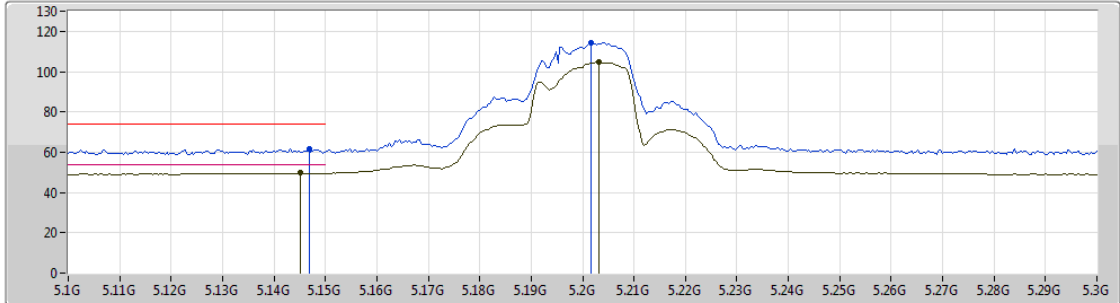






Type	Freq (Hz)	Level (dBuV/m)	Limit (dBuV/m)	Margin (dB)	Factor (dB)	Dist (m)	Condition	Azimuth (°)	Height (m)	Comments
AV	5.1488G	50.14	54.00	-3.86	7.00	3	Vertical	263	1.80	-
AV	5.1944G	101.76	Inf	-Inf	7.02	3	Vertical	263	1.80	-
PK	5.1484G	61.89	74.00	-12.11	7.00	3	Vertical	263	1.80	-
PK	5.1956G	111.13	Inf	-Inf	7.02	3	Vertical	263	1.80	-

802.11ac VHT20_Nss1,(MCS0)_2TX

08/02/2019

5200MHz_TX



Lim.PK 
 PK 
 Lim.AV 
 AV 

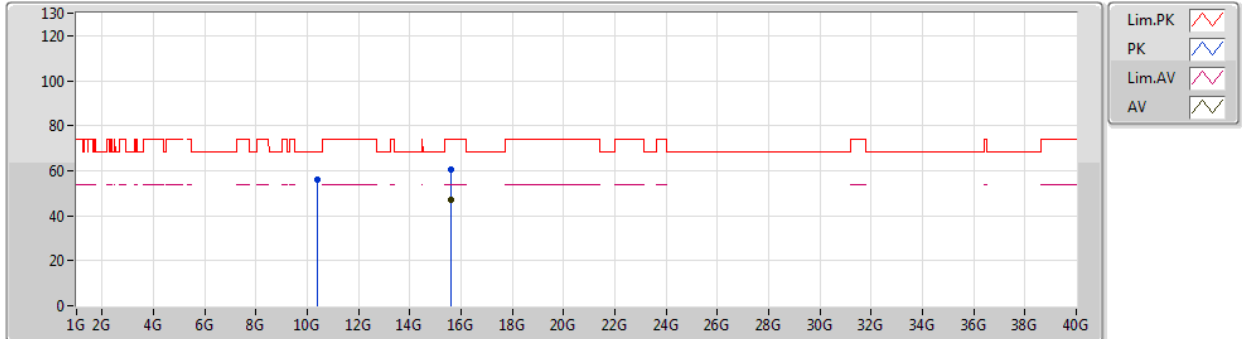
Type	Freq (Hz)	Level (dBuV/m)	Limit (dBuV/m)	Margin (dB)	Factor (dB)	Dist (m)	Condition	Azimuth (°)	Height (m)	Comments
AV	5.1452G	49.75	54.00	-4.25	7.00	3	Horizontal	60	1.50	-
AV	5.2032G	104.64	Inf	-Inf	7.02	3	Horizontal	60	1.50	-
PK	5.1468G	61.57	74.00	-12.43	7.00	3	Horizontal	60	1.50	-
PK	5.2016G	114.43	Inf	-Inf	7.02	3	Horizontal	60	1.50	-



802.11ac VHT20_Nss1,(MCS0)_2TX

07/03/2019

5200MHz_TX



Type	Freq (Hz)	Level (dBuV/m)	Limit (dBuV/m)	Margin (dB)	Factor (dB)	Dist (m)	Condition	Azimuth (°)	Height (m)	Comment
AV	15.60342G	46.79	54.00	-7.21	16.81	3	Vertical	351	2.98	-
PK	10.4G	56.14	68.20	-12.06	15.92	3	Vertical	329	1.63	-
PK	15.60234G	60.68	74.00	-13.32	16.81	3	Vertical	351	2.98	-



802.11ac VHT20_Nss1,(MCS0)_2TX

07/03/2019

5200MHz_TX



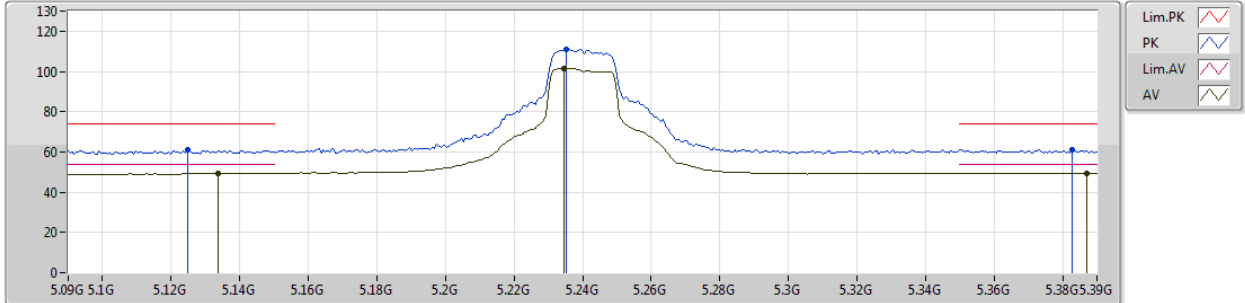
Type	Freq (Hz)	Level (dBuV/m)	Limit (dBuV/m)	Margin (dB)	Factor (dB)	Dist (m)	Condition	Azimuth (°)	Height (m)	Comment
AV	15.59574G	48.43	54.00	-5.57	16.83	3	Horizontal	230	2.55	-
PK	10.4048G	56.78	68.20	-11.42	15.93	3	Horizontal	138	2.35	-
PK	15.59484G	63.25	74.00	-10.75	16.83	3	Horizontal	230	2.55	-



802.11ac VHT20_Nss1,(MCS0)_2TX

08/02/2019

5240MHz_TX



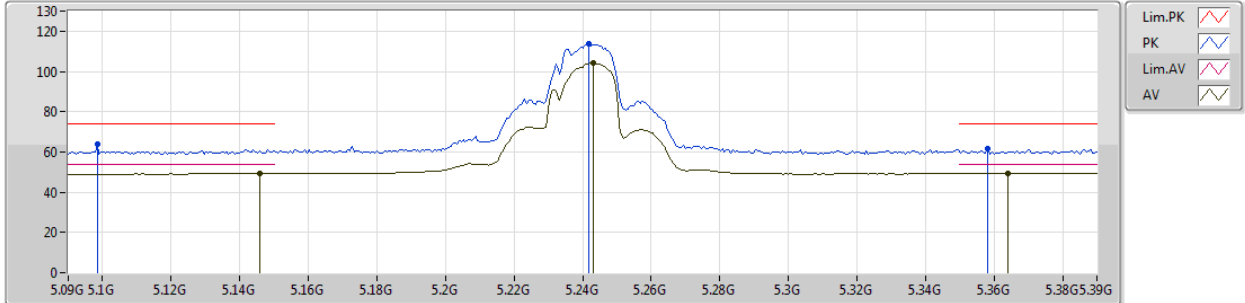
Type	Freq (Hz)	Level (dBuV/m)	Limit (dBuV/m)	Margin (dB)	Factor (dB)	Dist (m)	Condition	Azimuth (°)	Height (m)	Comments
AV	5.1338G	49.50	54.00	-4.50	7.00	3	Vertical	260	1.79	-
AV	5.2346G	101.46	Inf	-Inf	7.08	3	Vertical	260	1.79	-
AV	5.387G	49.53	54.00	-4.47	7.38	3	Vertical	260	1.79	-
PK	5.1248G	61.31	74.00	-12.69	6.98	3	Vertical	260	1.79	-
PK	5.2352G	110.85	Inf	-Inf	7.08	3	Vertical	260	1.79	-
PK	5.3828G	60.94	74.00	-13.06	7.37	3	Vertical	260	1.79	-



802.11ac VHT20_Nss1,(MCS0)_2TX

08/02/2019

5240MHz_TX



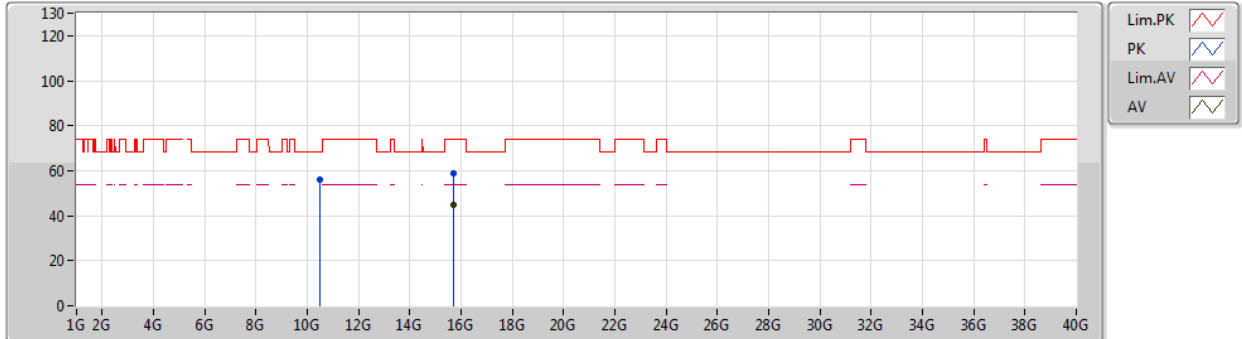
Type	Freq (Hz)	Level (dBuV/m)	Limit (dBuV/m)	Margin (dB)	Factor (dB)	Dist (m)	Condition	Azimuth (°)	Height (m)	Comments
AV	5.1458G	49.37	54.00	-4.63	7.00	3	Horizontal	53	1.77	-
AV	5.243G	104.07	Inf	-Inf	7.10	3	Horizontal	53	1.77	-
AV	5.3642G	49.43	54.00	-4.57	7.33	3	Horizontal	53	1.77	-
PK	5.0984G	64.01	74.00	-9.99	6.98	3	Horizontal	53	1.77	-
PK	5.2418G	113.75	Inf	-Inf	7.10	3	Horizontal	53	1.77	-
PK	5.3582G	61.50	74.00	-12.50	7.31	3	Horizontal	53	1.77	-



802.11ac VHT20_Nss1,(MCS0)_2TX

07/03/2019

5240MHz_TX



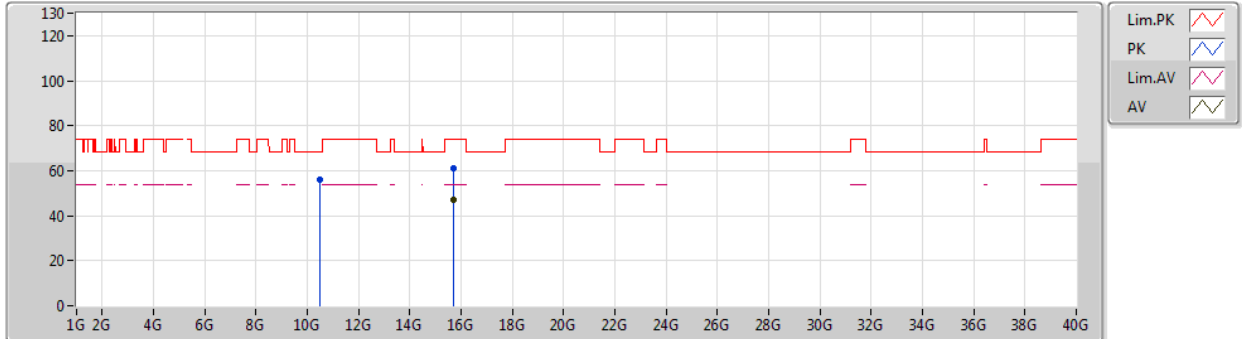
Type	Freq (Hz)	Level (dBuV/m)	Limit (dBuV/m)	Margin (dB)	Factor (dB)	Dist (m)	Condition	Azimuth (°)	Height (m)	Comment
AV	15.71622G	45.10	54.00	-8.90	16.47	3	Vertical	352	1.50	-
PK	10.48066G	56.01	68.20	-12.19	16.05	3	Vertical	279	1.12	-
PK	15.71022G	58.89	74.00	-15.11	16.49	3	Vertical	352	1.50	-



802.11ac VHT20_Nss1,(MCS0)_2TX

07/03/2019

5240MHz_TX



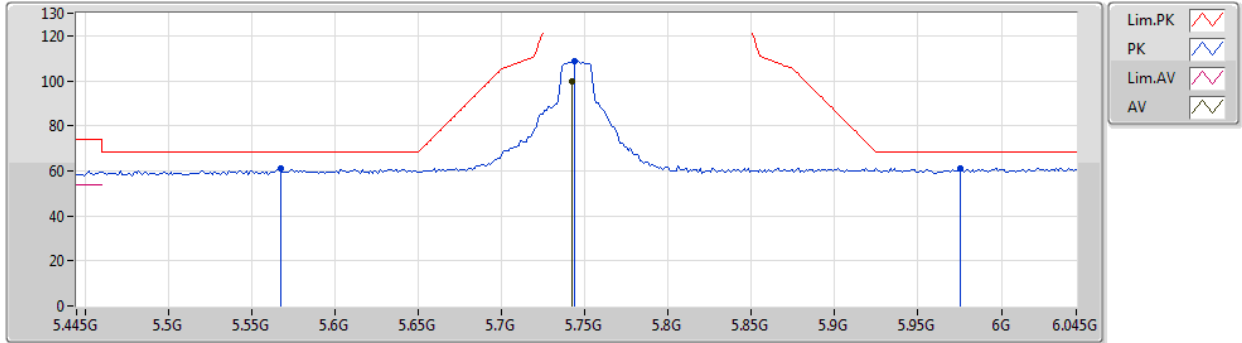
Type	Freq (Hz)	Level (dBuV/m)	Limit (dBuV/m)	Margin (dB)	Factor (dB)	Dist (m)	Condition	Azimuth (°)	Height (m)	Comment
AV	15.72078G	46.89	54.00	-7.11	16.45	3	Horizontal	230	2.86	-
PK	10.48852G	55.86	68.20	-12.34	16.06	3	Horizontal	180	1.45	-
PK	15.72126G	61.23	74.00	-12.77	16.45	3	Horizontal	230	2.86	-



802.11ac VHT20_Nss1,(MCS0)_2TX

27/03/2019

5745MHz_TX



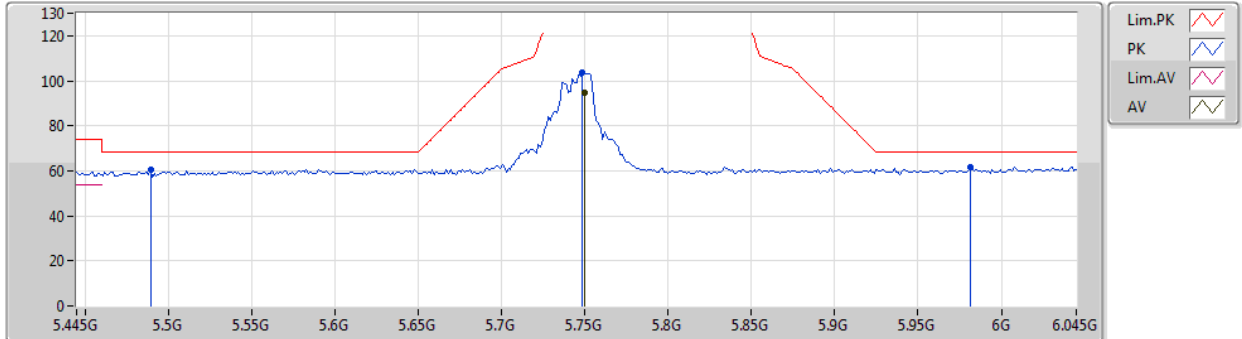
Type	Freq (Hz)	Level (dBuV/m)	Limit (dBuV/m)	Margin (dB)	Factor (dB)	Dist (m)	Condition	Azimuth (°)	Height (m)	Comment
AV	5.7426G	99.56	Inf	-Inf	7.87	3	Vertical	289	1.78	-
PK	5.5674G	60.83	68.20	-7.37	7.64	3	Vertical	289	1.78	-
PK	5.7438G	108.72	Inf	-Inf	7.87	3	Vertical	289	1.78	-
PK	5.9754G	61.26	68.20	-6.94	8.42	3	Vertical	289	1.78	-



802.11ac VHT20_Nss1,(MCS0)_2TX

27/03/2019

5745MHz_TX



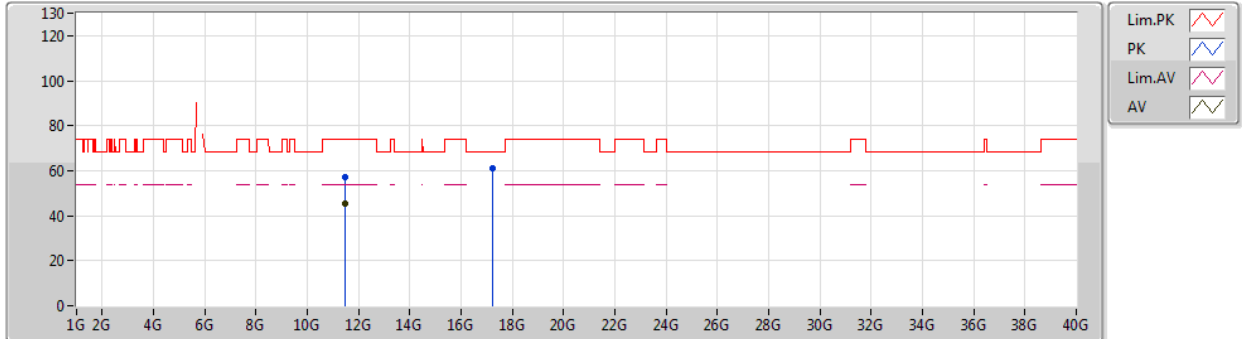
Type	Freq (Hz)	Level (dBuV/m)	Limit (dBuV/m)	Margin (dB)	Factor (dB)	Dist (m)	Condition	Azimuth (°)	Height (m)	Comment
AV	5.7498G	94.56	Inf	-Inf	7.89	3	Horizontal	52	2.11	-
PK	5.4894G	60.69	68.20	-7.51	7.69	3	Horizontal	52	2.11	-
PK	5.7486G	103.72	Inf	-Inf	7.89	3	Horizontal	52	2.11	-
PK	5.9814G	61.52	68.20	-6.68	8.42	3	Horizontal	52	2.11	-



802.11ac VHT20_Nss1,(MCS0)_2TX

27/03/2019

5745MHz_TX



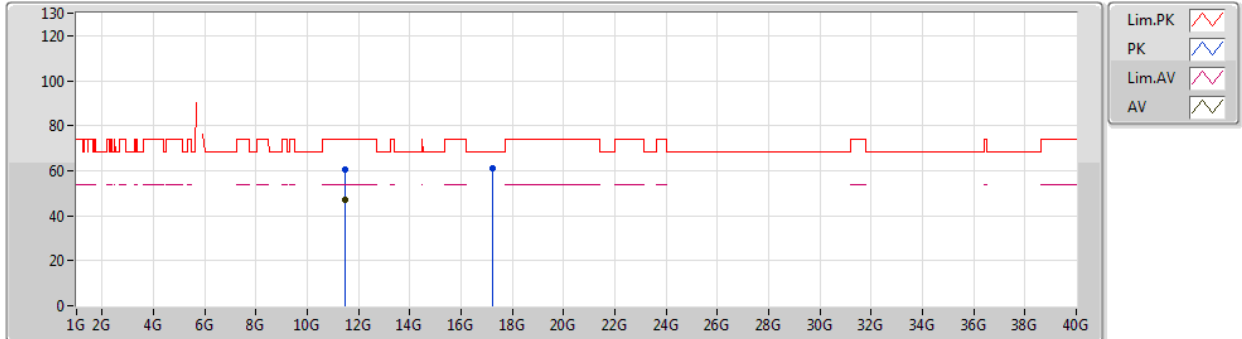
Type	Freq (Hz)	Level (dBuV/m)	Limit (dBuV/m)	Margin (dB)	Factor (dB)	Dist (m)	Condition	Azimuth (°)	Height (m)	Comment
AV	11.4876G	45.21	54.00	-8.79	16.63	3	Vertical	135	2.12	-
PK	11.4899G	57.29	74.00	-16.71	16.63	3	Vertical	135	2.12	-
PK	17.2479G	60.91	68.20	-7.29	19.49	3	Vertical	177	2.17	-



802.11ac VHT20_Nss1,(MCS0)_2TX

27/03/2019

5745MHz_TX



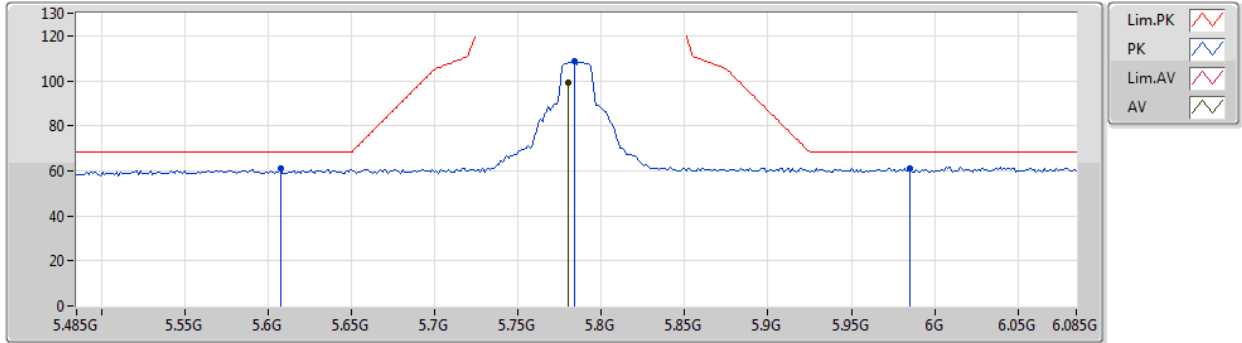
Type	Freq (Hz)	Level (dBuV/m)	Limit (dBuV/m)	Margin (dB)	Factor (dB)	Dist (m)	Condition	Azimuth (°)	Height (m)	Comment
PK	11.48826G	60.59	74.00	-13.41	16.63	3	Horizontal	284	1.54	-
AV	11.48742G	47.29	54.00	-6.71	16.63	3	Horizontal	284	1.54	-
PK	17.23908G	61.15	68.20	-7.05	19.41	3	Horizontal	32	1.50	-



802.11ac VHT20_Nss1,(MCS0)_2TX

27/03/2019

5785MHz_TX

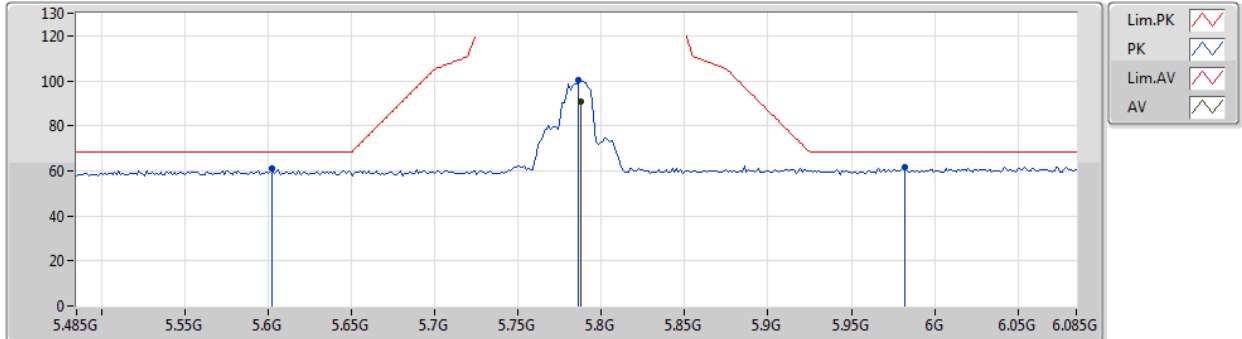


Type	Freq (Hz)	Level (dBuV/m)	Limit (dBuV/m)	Margin (dB)	Factor (dB)	Dist (m)	Condition	Azimuth (°)	Height (m)	Comment
AV	5.7802G	99.19	Inf	-Inf	7.97	3	Vertical	281	1.89	-
PK	5.6074G	61.26	68.20	-6.94	7.60	3	Vertical	281	1.89	-
PK	5.7838G	108.49	Inf	-Inf	7.98	3	Vertical	281	1.89	-
PK	5.9854G	61.21	68.20	-6.99	8.43	3	Vertical	281	1.89	-

802.11ac VHT20_Nss1,(MCS0)_2TX

27/03/2019

5785MHz_TX

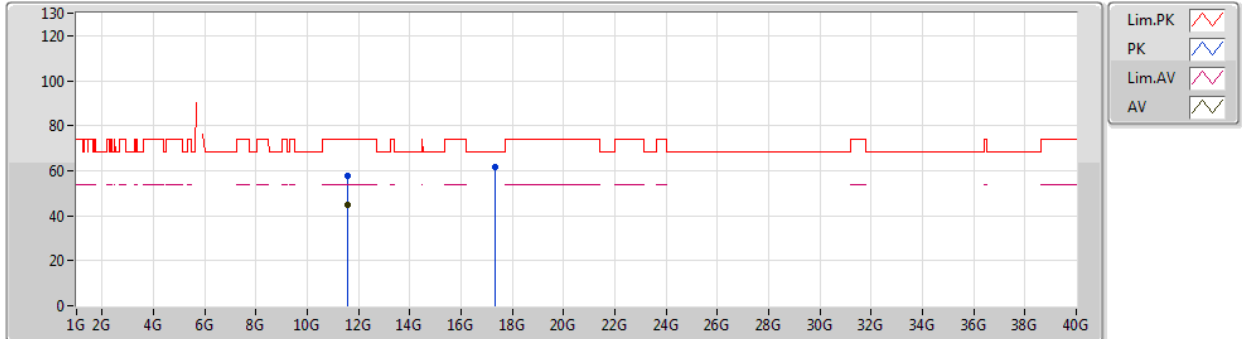


Type	Freq (Hz)	Level (dBuV/m)	Limit (dBuV/m)	Margin (dB)	Factor (dB)	Dist (m)	Condition	Azimuth (°)	Height (m)	Comment
AV	5.7874G	90.76	Inf	-Inf	7.99	3	Horizontal	287	1.50	-
PK	5.6026G	61.10	68.20	-7.10	7.58	3	Horizontal	287	1.50	-
PK	5.7862G	100.28	Inf	-Inf	7.99	3	Horizontal	287	1.50	-
PK	5.9818G	61.69	68.20	-6.51	8.42	3	Horizontal	287	1.50	-

802.11ac VHT20_Nss1,(MCS0)_2TX

27/03/2019

5785MHz_TX



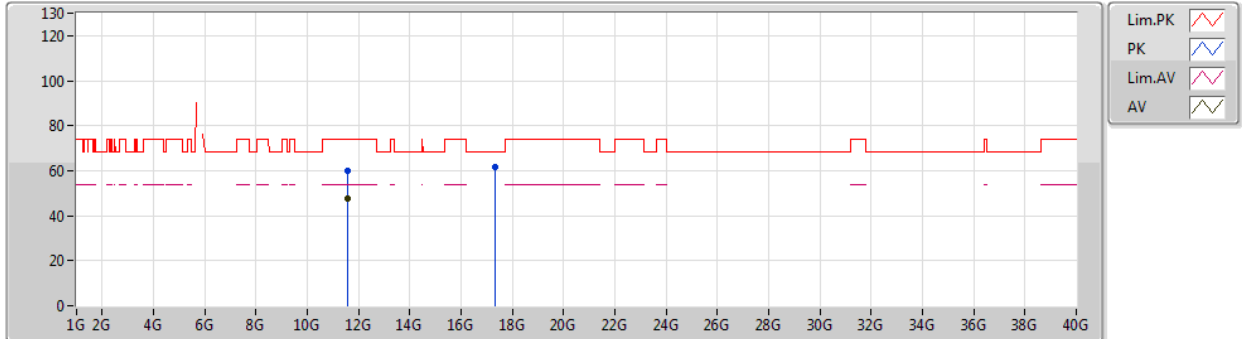
Type	Freq (Hz)	Level (dBuV/m)	Limit (dBuV/m)	Margin (dB)	Factor (dB)	Dist (m)	Condition	Azimuth (°)	Height (m)	Comment
AV	11.5668G	45.04	54.00	-8.96	16.57	3	Vertical	74	1.41	-
PK	11.5684G	57.88	74.00	-16.12	16.57	3	Vertical	74	1.41	-
PK	17.3478G	61.56	68.20	-6.64	20.27	3	Vertical	154	1.98	-



802.11ac VHT20_Nss1,(MCS0)_2TX

27/03/2019

5785MHz_TX



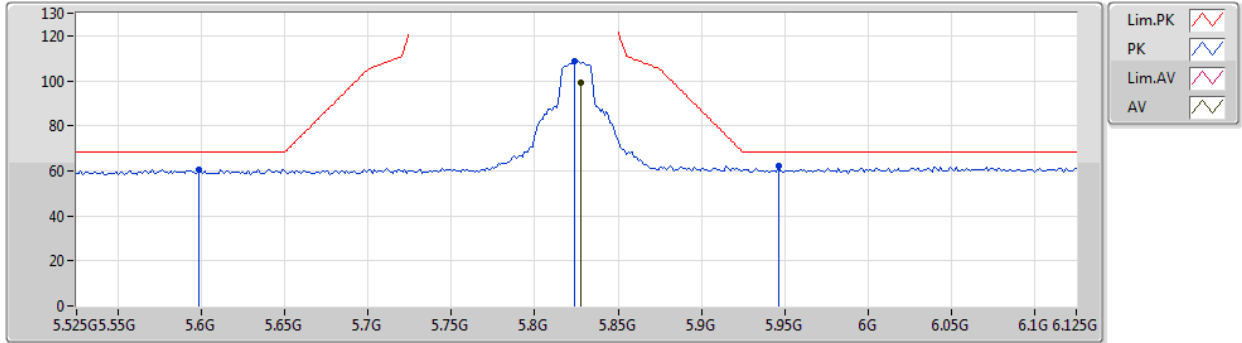
Type	Freq (Hz)	Level (dBuV/m)	Limit (dBuV/m)	Margin (dB)	Factor (dB)	Dist (m)	Condition	Azimuth (°)	Height (m)	Comment
AV	11.5688G	47.85	54.00	-6.15	16.57	3	Horizontal	285	1.51	-
PK	11.5682G	60.13	74.00	-13.87	16.57	3	Horizontal	285	1.51	-
PK	17.35008G	61.82	68.20	-6.38	20.28	3	Horizontal	53	2.43	-



802.11ac VHT20_Nss1,(MCS0)_2TX

27/03/2019

5825MHz_TX



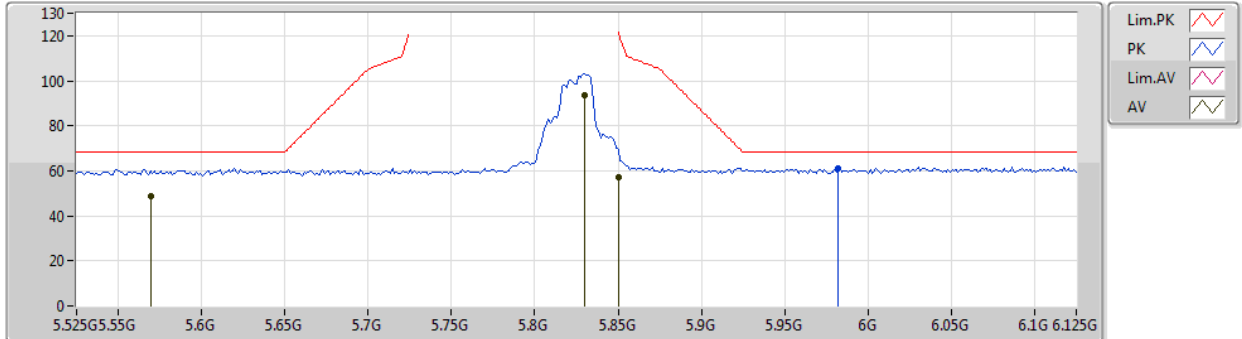
Type	Freq (Hz)	Level (dBuV/m)	Limit (dBuV/m)	Margin (dB)	Factor (dB)	Dist (m)	Condition	Azimuth (°)	Height (m)	Comment
AV	5.8274G	99.26	Inf	-Inf	8.09	3	Vertical	279	2.75	-
PK	5.5982G	60.72	68.20	-7.48	7.58	3	Vertical	279	2.75	-
PK	5.8238G	108.82	Inf	-Inf	8.08	3	Vertical	279	2.75	-
PK	5.9462G	62.04	68.20	-6.16	8.37	3	Vertical	279	2.75	-



802.11ac VHT20_Nss1,(MCS0)_2TX

27/03/2019

5825MHz_TX



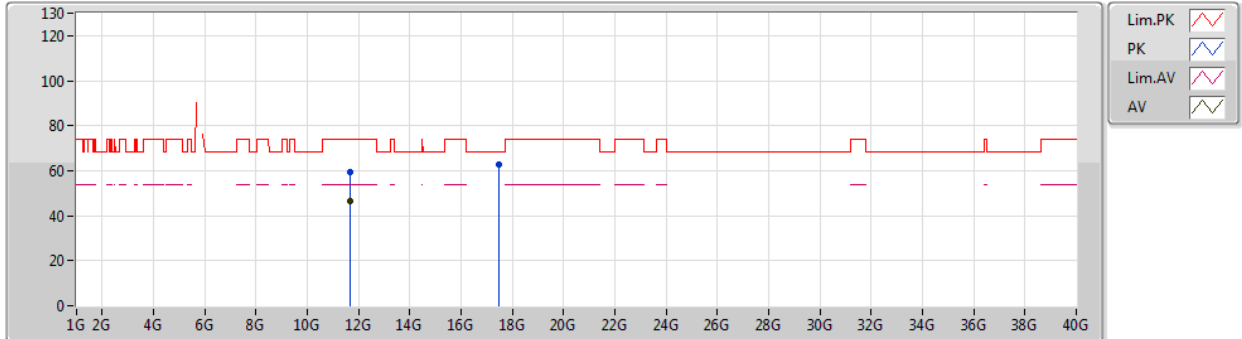
Type	Freq (Hz)	Level (dBuV/m)	Limit (dBuV/m)	Margin (dB)	Factor (dB)	Dist (m)	Condition	Azimuth (°)	Height (m)	Comment
AV	5.5694G	48.82	Inf	-Inf	7.63	3	Horizontal	52	2.15	-
AV	5.8298G	93.70	Inf	-Inf	8.10	3	Horizontal	52	2.15	-
AV	5.8502G	57.08	Inf	-Inf	8.15	3	Horizontal	52	2.15	-
PK	5.9822G	61.23	68.20	-6.97	8.42	3	Horizontal	52	2.15	-



802.11ac VHT20_Nss1,(MCS0)_2TX

27/03/2019

5825MHz_TX



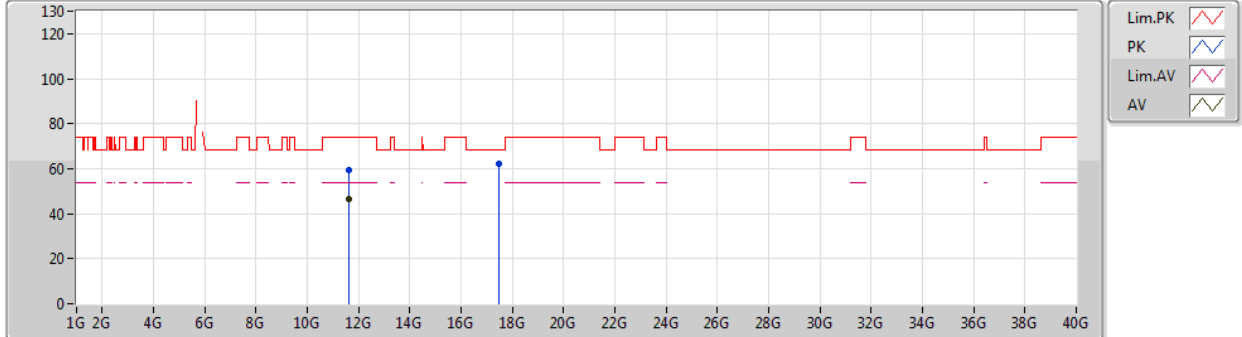
Type	Freq (Hz)	Level (dBuV/m)	Limit (dBuV/m)	Margin (dB)	Factor (dB)	Dist (m)	Condition	Azimuth (°)	Height (m)	Comment
AV	11.64916G	46.56	54.00	-7.44	16.51	3	Vertical	24	2.83	-
PK	11.64844G	59.15	74.00	-14.85	16.51	3	Vertical	24	2.83	-
PK	17.46192G	62.69	68.20	-5.51	21.15	3	Vertical	18	1.50	-



802.11ac VHT20_Nss1,(MCS0)_2TX

27/03/2019

5825MHz_TX



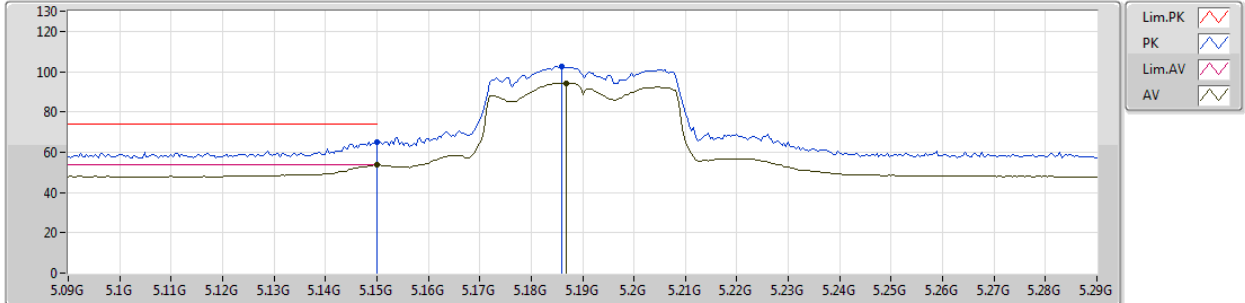
Type	Freq (Hz)	Level (dBuV/m)	Limit (dBuV/m)	Margin (dB)	Factor (dB)	Dist (m)	Condition	Azimuth (°)	Height (m)	Comment
AV	11.64694G	46.43	54.00	-7.57	16.51	3	Horizontal	348	1.38	-
PK	11.64658G	59.55	74.00	-14.45	16.51	3	Horizontal	348	1.38	-
PK	17.47644G	62.38	68.20	-5.82	21.26	3	Horizontal	178	2.02	-



802.11ac VHT40_Nss1,(MCS0)_2TX

09/02/2019

5190MHz_TX

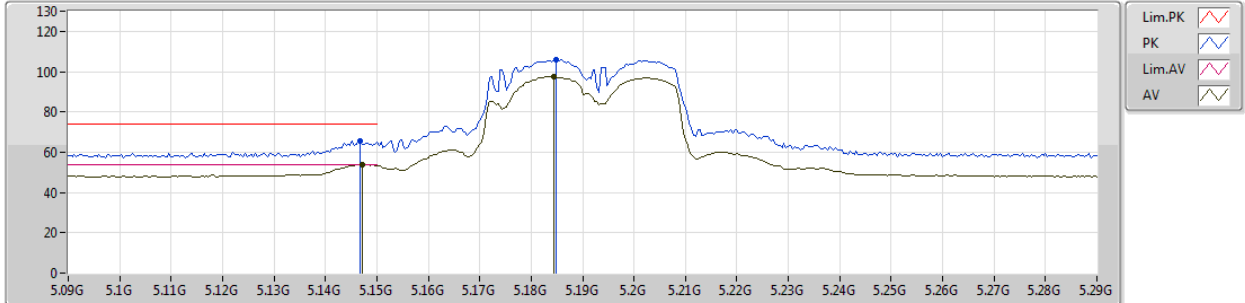


Type	Freq (Hz)	Level (dBuV/m)	Limit (dBuV/m)	Margin (dB)	Factor (dB)	Dist (m)	Condition	Azimuth (°)	Height (m)	Comments
AV	5.15G	53.67	54.00	-0.33	7.00	3	Vertical	52	1.50	-
AV	5.1868G	94.29	Inf	-Inf	7.02	3	Vertical	52	1.50	-
PK	5.15G	65.22	74.00	-8.78	7.00	3	Vertical	52	1.50	-
PK	5.186G	102.71	Inf	-Inf	7.02	3	Vertical	52	1.50	-

802.11ac VHT40_Nss1,(MCS0)_2TX

09/02/2019

5190MHz_TX



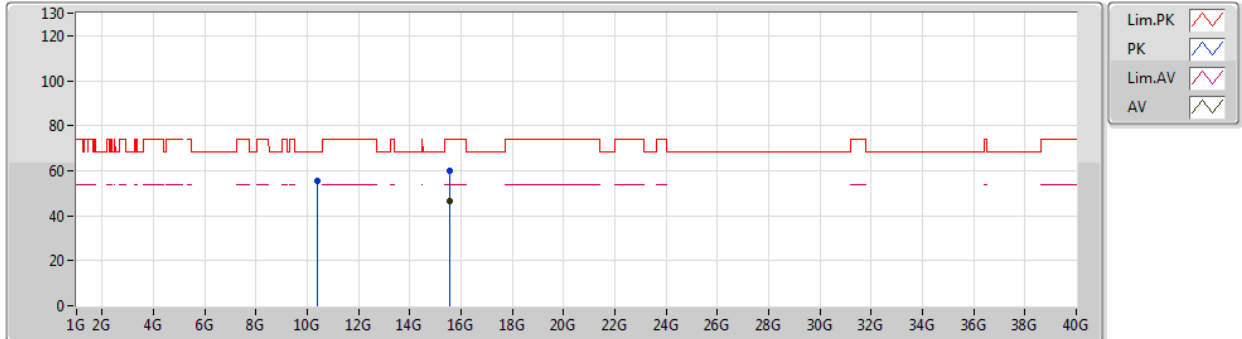
Type	Freq (Hz)	Level (dBuV/m)	Limit (dBuV/m)	Margin (dB)	Factor (dB)	Dist (m)	Condition	Azimuth (°)	Height (m)	Comments
AV	5.1472G	53.77	54.00	-0.23	7.00	3	Horizontal	55	1.73	-
AV	5.1844G	97.38	Inf	-Inf	7.02	3	Horizontal	55	1.73	-
PK	5.1468G	65.48	74.00	-8.52	7.00	3	Horizontal	55	1.73	-
PK	5.1848G	105.83	Inf	-Inf	7.02	3	Horizontal	55	1.73	-



802.11ac VHT40_Nss1,(MCS0)_2TX

07/03/2019

5190MHz_TX



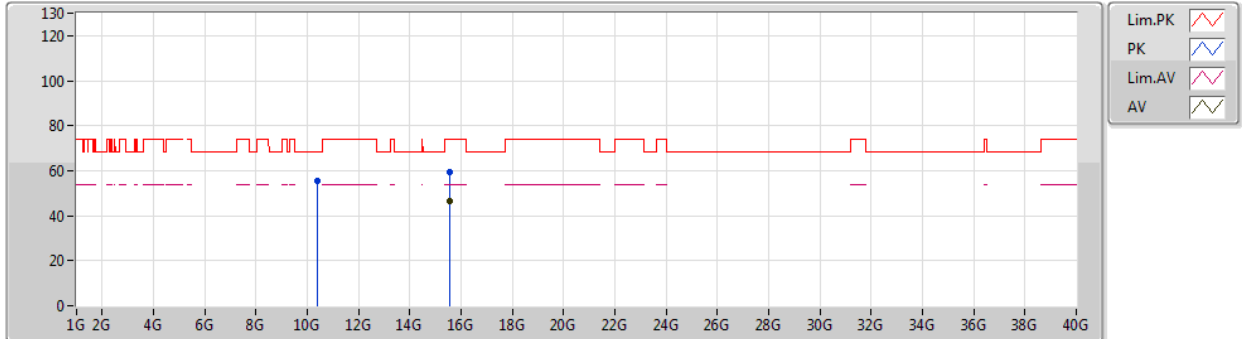
Type	Freq (Hz)	Level (dBuV/m)	Limit (dBuV/m)	Margin (dB)	Factor (dB)	Dist (m)	Condition	Azimuth (°)	Height (m)	Comment
AV	15.5814G	46.24	54.00	-7.76	16.88	3	Vertical	15	1.50	-
PK	10.38624G	55.51	68.20	-12.69	15.89	3	Vertical	249	2.50	-
PK	15.57924G	59.71	74.00	-14.29	16.89	3	Vertical	15	1.50	-



802.11ac VHT40_Nss1,(MCS0)_2TX

07/03/2019

5190MHz_TX



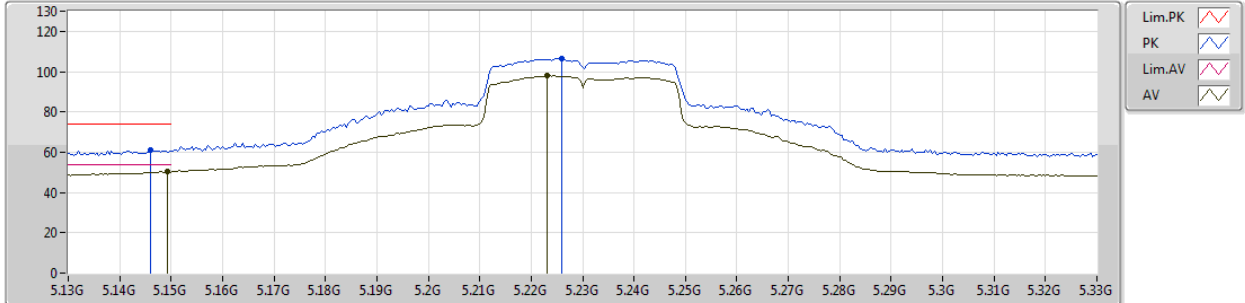
Type	Freq (Hz)	Level (dBuV/m)	Limit (dBuV/m)	Margin (dB)	Factor (dB)	Dist (m)	Condition	Azimuth (°)	Height (m)	Comment
AV	15.56118G	46.41	54.00	-7.59	16.93	3	Horizontal	252	1.45	-
PK	10.37166G	55.55	68.20	-12.65	15.86	3	Horizontal	181	2.33	-
PK	15.56814G	59.35	74.00	-14.65	16.92	3	Horizontal	252	1.45	-



802.11ac VHT40_Nss1,(MCS0)_2TX

08/02/2019

5230MHz_TX

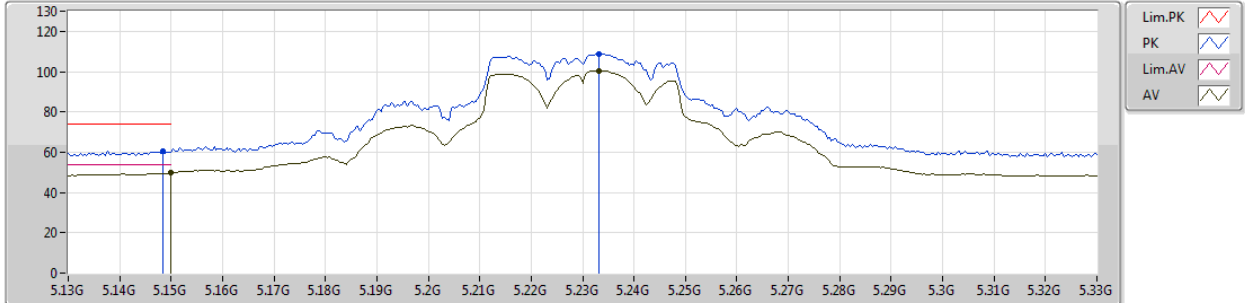


Type	Freq (Hz)	Level (dBuV/m)	Limit (dBuV/m)	Margin (dB)	Factor (dB)	Dist (m)	Condition	Azimuth (°)	Height (m)	Comments
AV	5.1492G	50.50	54.00	-3.50	7.00	3	Vertical	263	1.85	-
AV	5.2232G	97.95	Inf	-Inf	7.06	3	Vertical	263	1.85	-
PK	5.146G	60.89	74.00	-13.11	7.00	3	Vertical	263	1.85	-
PK	5.226G	106.64	Inf	-Inf	7.07	3	Vertical	263	1.85	-

802.11ac VHT40_Nss1,(MCS0)_2TX

08/02/2019

5230MHz_TX



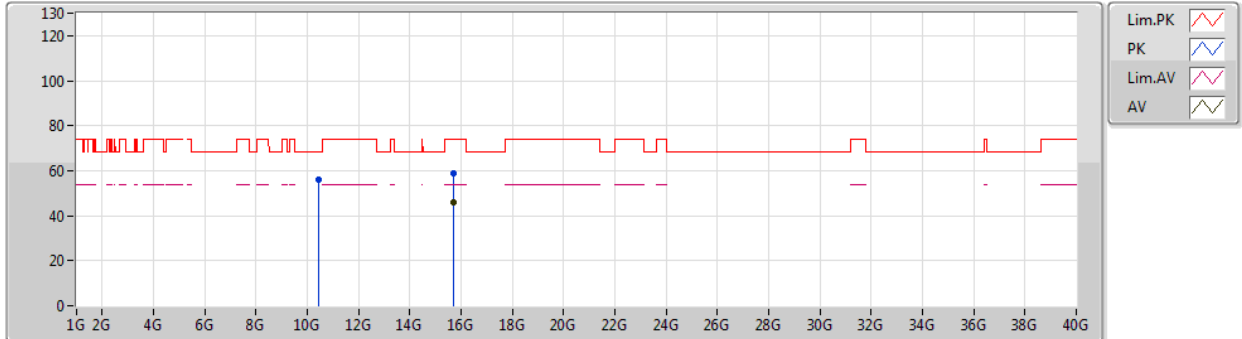
Type	Freq (Hz)	Level (dBuV/m)	Limit (dBuV/m)	Margin (dB)	Factor (dB)	Dist (m)	Condition	Azimuth (°)	Height (m)	Comments
AV	5.15G	49.78	54.00	-4.22	7.00	3	Horizontal	50	1.88	-
AV	5.2332G	100.43	Inf	-Inf	7.08	3	Horizontal	50	1.88	-
PK	5.1484G	60.28	74.00	-13.72	7.00	3	Horizontal	50	1.88	-
PK	5.2332G	108.61	Inf	-Inf	7.08	3	Horizontal	50	1.88	-



802.11ac VHT40_Nss1,(MCS0)_2TX

07/03/2019

5230MHz_TX



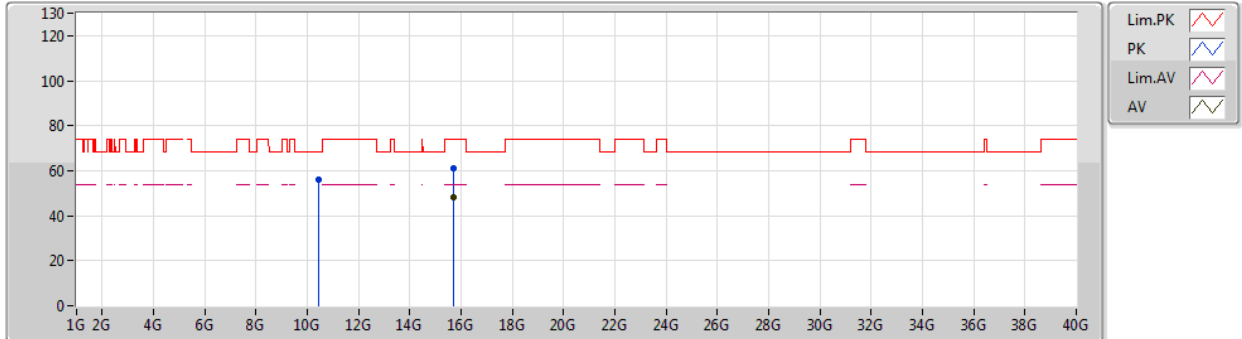
Type	Freq (Hz)	Level (dBuV/m)	Limit (dBuV/m)	Margin (dB)	Factor (dB)	Dist (m)	Condition	Azimuth (°)	Height (m)	Comment
AV	15.68106G	45.76	54.00	-8.24	16.57	3	Vertical	355	1.50	-
PK	10.45784G	56.19	68.20	-12.01	16.00	3	Vertical	354	1.56	-
PK	15.68046G	59.07	74.00	-14.93	16.57	3	Vertical	355	1.50	-



802.11ac VHT40_Nss1,(MCS0)_2TX

07/03/2019

5230MHz_TX

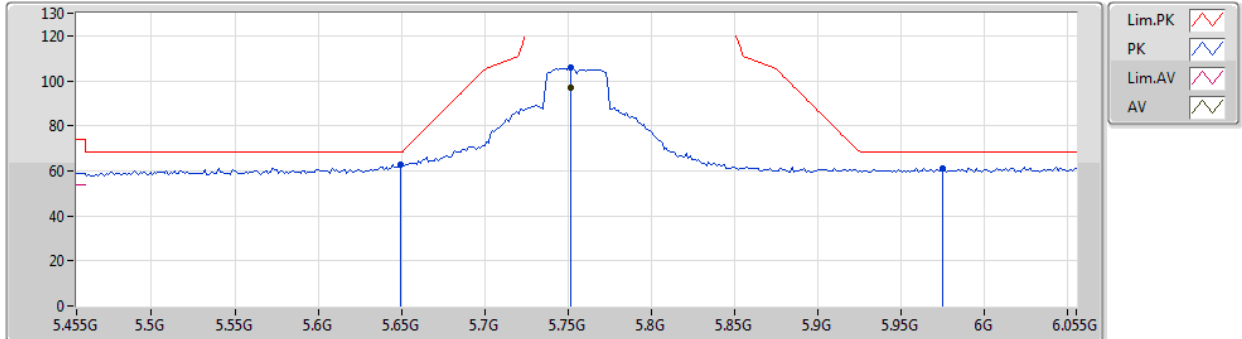


Type	Freq (Hz)	Level (dBuV/m)	Limit (dBuV/m)	Margin (dB)	Factor (dB)	Dist (m)	Condition	Azimuth (°)	Height (m)	Comment
AV	15.6924G	47.96	54.00	-6.04	16.54	3	Horizontal	226	2.75	-
PK	10.44728G	56.08	68.20	-12.12	16.00	3	Horizontal	80	2.19	-
PK	15.69426G	61.19	74.00	-12.81	16.53	3	Horizontal	226	2.75	-

802.11ac VHT40_Nss1,(MCS0)_2TX

27/03/2019

5755MHz_TX

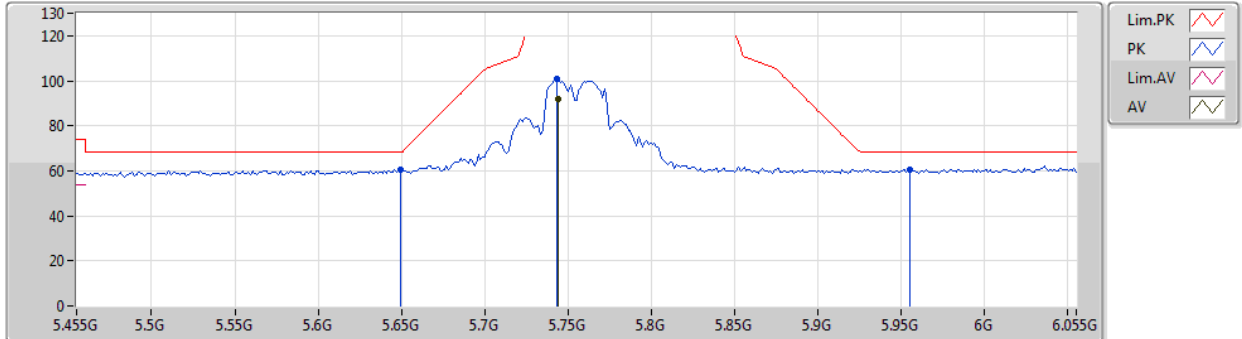


Type	Freq (Hz)	Level (dBuV/m)	Limit (dBuV/m)	Margin (dB)	Factor (dB)	Dist (m)	Condition	Azimuth (°)	Height (m)	Comment
AV	5.7514G	96.99	Inf	-Inf	7.89	3	Vertical	287	1.72	-
PK	5.6494G	62.82	68.20	-5.38	7.67	3	Vertical	287	1.72	-
PK	5.7514G	105.91	Inf	-Inf	7.89	3	Vertical	287	1.72	-
PK	5.9746G	61.30	68.20	-6.90	8.41	3	Vertical	287	1.72	-

802.11ac VHT40_Nss1,(MCS0)_2TX

27/03/2019

5755MHz_TX



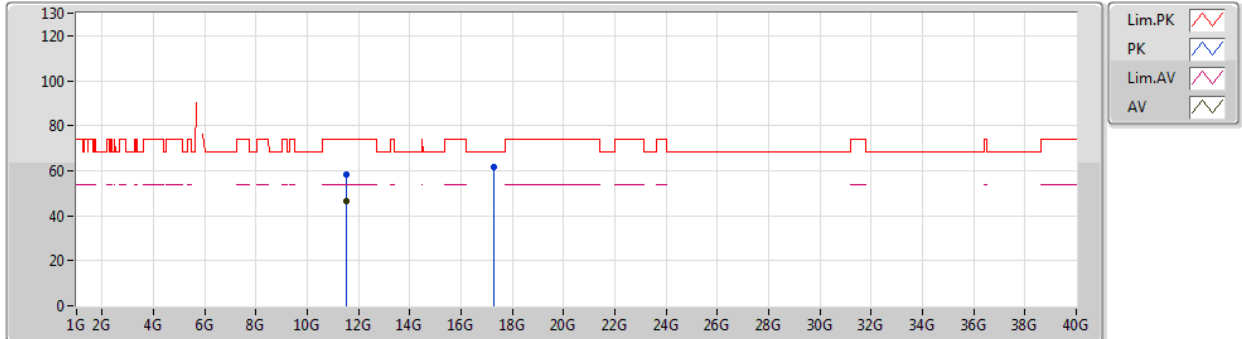
Type	Freq (Hz)	Level (dBuV/m)	Limit (dBuV/m)	Margin (dB)	Factor (dB)	Dist (m)	Condition	Azimuth (°)	Height (m)	Comment
AV	5.7442G	91.63	Inf	-Inf	7.87	3	Horizontal	50	1.93	-
PK	5.6494G	60.71	68.20	-7.49	7.67	3	Horizontal	50	1.93	-
PK	5.743G	100.61	Inf	-Inf	7.87	3	Horizontal	50	1.93	-
PK	5.9554G	60.60	68.20	-7.60	8.38	3	Horizontal	50	1.93	-



802.11ac VHT40_Nss1,(MCS0)_2TX

27/03/2019

5755MHz_TX



Type	Freq (Hz)	Level (dBuV/m)	Limit (dBuV/m)	Margin (dB)	Factor (dB)	Dist (m)	Condition	Azimuth (°)	Height (m)	Comment
AV	11.5094G	46.52	54.00	-7.48	16.62	3	Vertical	129	2.08	-
PK	11.5094G	58.18	74.00	-15.82	16.62	3	Vertical	129	2.08	-
PK	17.26148G	61.62	68.20	-6.58	19.59	3	Vertical	23	2.15	-

802.11ac VHT40_Nss1,(MCS0)_2TX

27/03/2019

5755MHz_TX



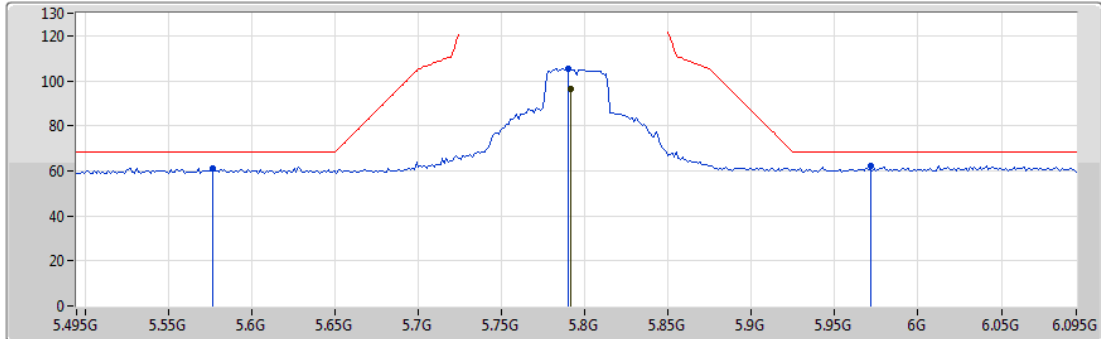
Type	Freq (Hz)	Level (dBuV/m)	Limit (dBuV/m)	Margin (dB)	Factor (dB)	Dist (m)	Condition	Azimuth (°)	Height (m)	Comment
AV	11.5061G	46.31	54.00	-7.69	16.61	3	Horizontal	282	1.40	-
PK	11.5287G	58.58	74.00	-15.42	16.60	3	Horizontal	282	1.40	-
PK	17.271G	63.76	68.20	-4.44	19.67	3	Horizontal	233	1.81	-



802.11ac VHT40_Nss1,(MCS0)_2TX

27/03/2019

5795MHz_TX



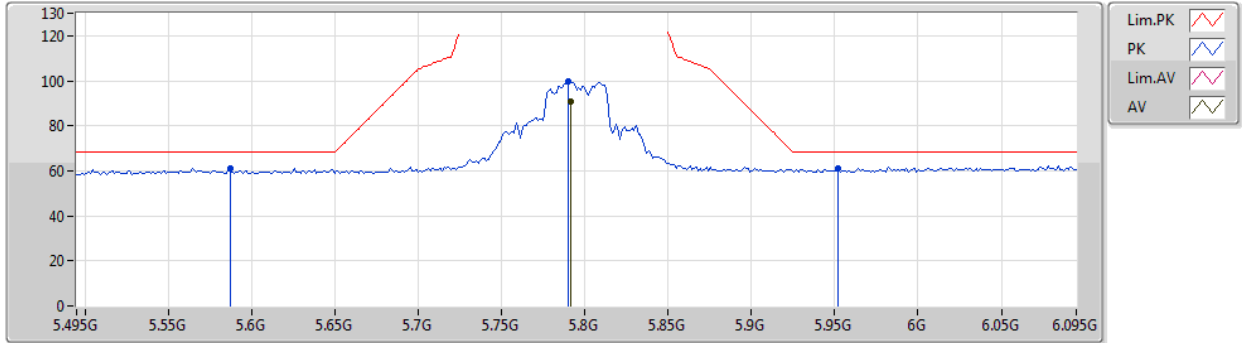
Type	Freq (Hz)	Level (dBuV/m)	Limit (dBuV/m)	Margin (dB)	Factor (dB)	Dist (m)	Condition	Azimuth (°)	Height (m)	Comment
AV	5.7914G	96.15	Inf	-Inf	7.99	3	Vertical	285	1.91	-
PK	5.5766G	61.29	68.20	-6.91	7.62	3	Vertical	285	1.91	-
PK	5.7902G	105.37	Inf	-Inf	7.99	3	Vertical	285	1.91	-
PK	5.9714G	61.94	68.20	-6.26	8.40	3	Vertical	285	1.91	-



802.11ac VHT40_Nss1,(MCS0)_2TX

27/03/2019

5795MHz_TX



Type	Freq (Hz)	Level (dBuV/m)	Limit (dBuV/m)	Margin (dB)	Factor (dB)	Dist (m)	Condition	Azimuth (°)	Height (m)	Comment
AV	5.7914G	90.85	Inf	-Inf	7.99	3	Horizontal	55	2.11	-
PK	5.5874G	60.83	68.20	-7.37	7.60	3	Horizontal	55	2.11	-
PK	5.7902G	99.53	Inf	-Inf	7.99	3	Horizontal	55	2.11	-
PK	5.9522G	60.83	68.20	-7.37	8.36	3	Horizontal	55	2.11	-



802.11ac VHT40_Nss1,(MCS0)_2TX

27/03/2019

5795MHz_TX



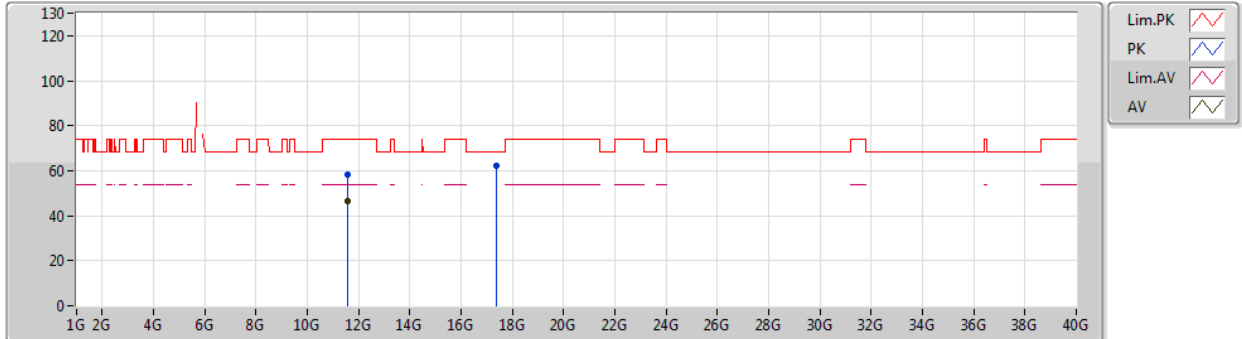
Type	Freq (Hz)	Level (dBuV/m)	Limit (dBuV/m)	Margin (dB)	Factor (dB)	Dist (m)	Condition	Azimuth (°)	Height (m)	Comment
AV	11.58946G	46.36	54.00	-7.64	16.55	3	Vertical	131	1.34	-
PK	11.58922G	57.44	74.00	-16.56	16.55	3	Vertical	131	1.34	-
PK	17.3778G	62.19	68.20	-6.01	20.49	3	Vertical	273	2.45	-



802.11ac VHT40_Nss1,(MCS0)_2TX

27/03/2019

5795MHz_TX



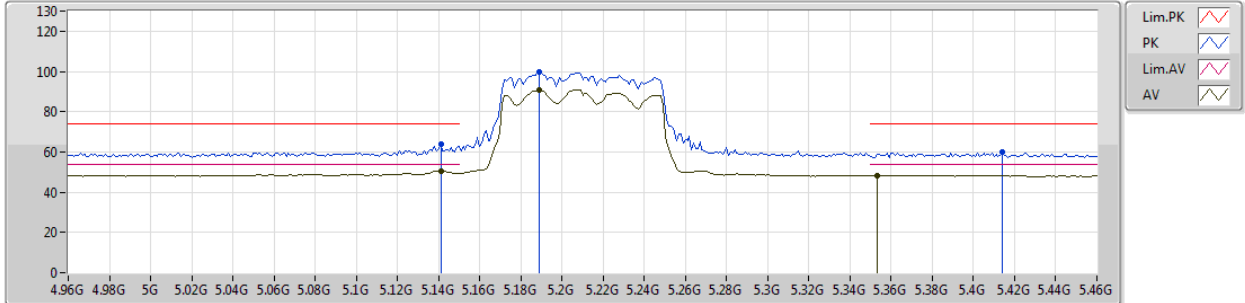
Type	Freq (Hz)	Level (dBuV/m)	Limit (dBuV/m)	Margin (dB)	Factor (dB)	Dist (m)	Condition	Azimuth (°)	Height (m)	Comment
AV	11.59012G	46.57	54.00	-7.43	16.54	3	Horizontal	70	1.50	-
PK	11.58886G	58.06	74.00	-15.94	16.55	3	Horizontal	70	1.50	-
PK	17.38176G	62.29	68.20	-5.91	20.52	3	Horizontal	254	1.98	-



802.11ac VHT80_Nss1,(MCS0)_2TX

09/02/2019

5210MHz_TX



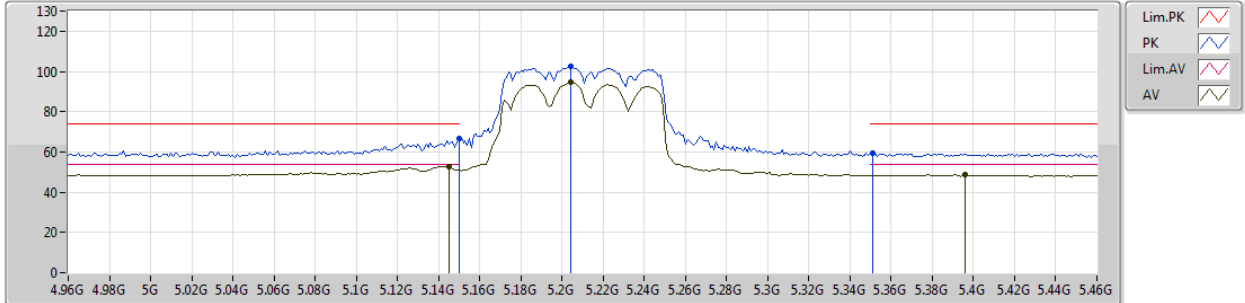
Type	Freq (Hz)	Level (dBuV/m)	Limit (dBuV/m)	Margin (dB)	Factor (dB)	Dist (m)	Condition	Azimuth (°)	Height (m)	Comments
AV	5.141G	50.62	54.00	-3.38	6.99	3	Vertical	47	1.50	-
AV	5.189G	90.86	Inf	-Inf	7.01	3	Vertical	47	1.50	-
AV	5.353G	48.38	54.00	-5.62	7.31	3	Vertical	47	1.50	-
PK	5.141G	63.76	74.00	-10.24	6.99	3	Vertical	47	1.50	-
PK	5.189G	99.60	Inf	-Inf	7.01	3	Vertical	47	1.50	-
PK	5.414G	59.68	74.00	-14.32	7.42	3	Vertical	47	1.50	-



802.11ac VHT80_Nss1,(MCS0)_2TX

09/02/2019

5210MHz_TX



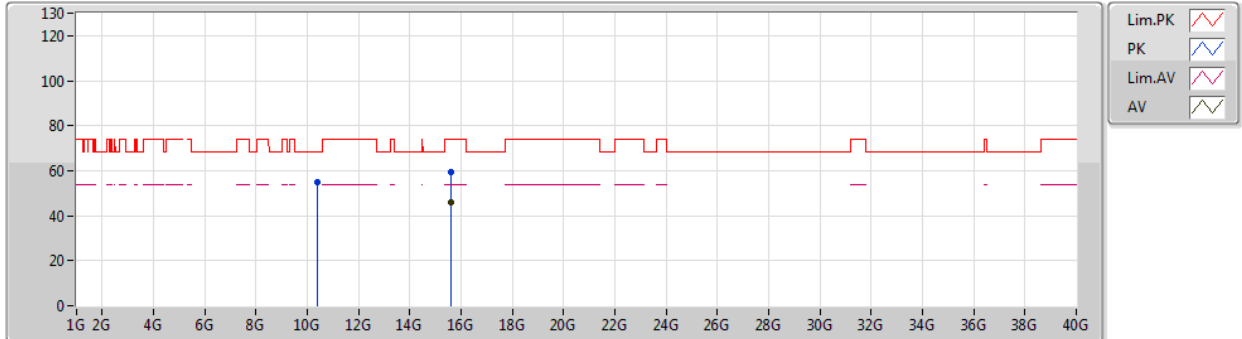
Type	Freq (Hz)	Level (dBuV/m)	Limit (dBuV/m)	Margin (dB)	Factor (dB)	Dist (m)	Condition	Azimuth (°)	Height (m)	Comments
AV	5.145G	52.72	54.00	-1.28	7.00	3	Horizontal	59	1.64	-
AV	5.204G	94.47	Inf	-Inf	7.02	3	Horizontal	59	1.64	-
AV	5.396G	48.53	54.00	-5.47	7.40	3	Horizontal	59	1.64	-
PK	5.15G	66.64	74.00	-7.36	7.00	3	Horizontal	59	1.64	-
PK	5.204G	102.50	Inf	-Inf	7.02	3	Horizontal	59	1.64	-
PK	5.351G	59.12	74.00	-14.88	7.30	3	Horizontal	59	1.64	-



802.11ac VHT80_Nss1,(MCS0)_2TX

14/03/2019

5210MHz_TX



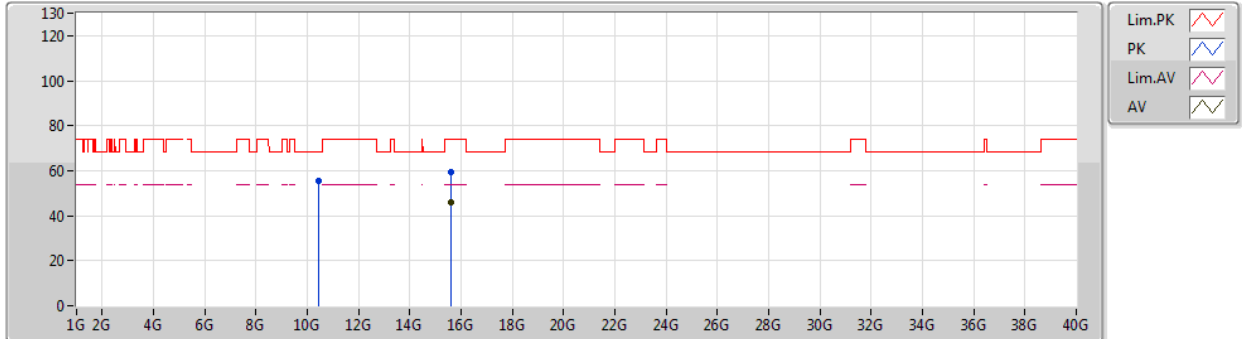
Type	Freq (Hz)	Level (dBuV/m)	Limit (dBuV/m)	Margin (dB)	Factor (dB)	Dist (m)	Condition	Azimuth (°)	Height (m)	Comment
AV	15.62766G	46.06	54.00	-7.94	15.34	3	Vertical	137	1.24	-
PK	10.41694G	55.15	68.20	-13.05	15.51	3	Vertical	55	2.42	-
PK	15.62664G	59.12	74.00	-14.88	15.34	3	Vertical	137	1.24	-



802.11ac VHT80_Nss1,(MCS0)_2TX

14/03/2019

5210MHz_TX

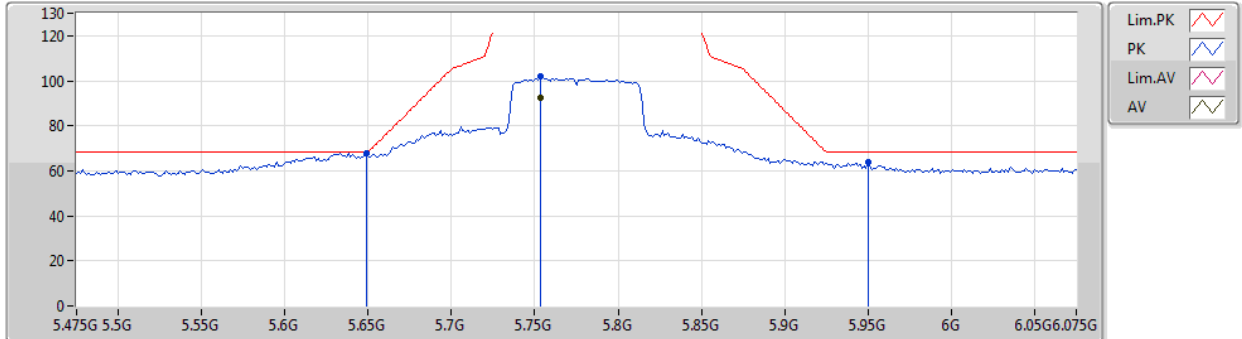


Type	Freq (Hz)	Level (dBuV/m)	Limit (dBuV/m)	Margin (dB)	Factor (dB)	Dist (m)	Condition	Azimuth (°)	Height (m)	Comment
AV	15.62058G	46.05	54.00	-7.95	15.36	3	Horizontal	231	1.44	-
PK	10.42348G	55.67	68.20	-12.53	15.52	3	Horizontal	351	1.50	-
PK	15.61626G	59.64	74.00	-14.36	15.38	3	Horizontal	231	1.44	-

802.11ac VHT80_Nss1,(MCS0)_2TX

28/03/2019

5775MHz_TX



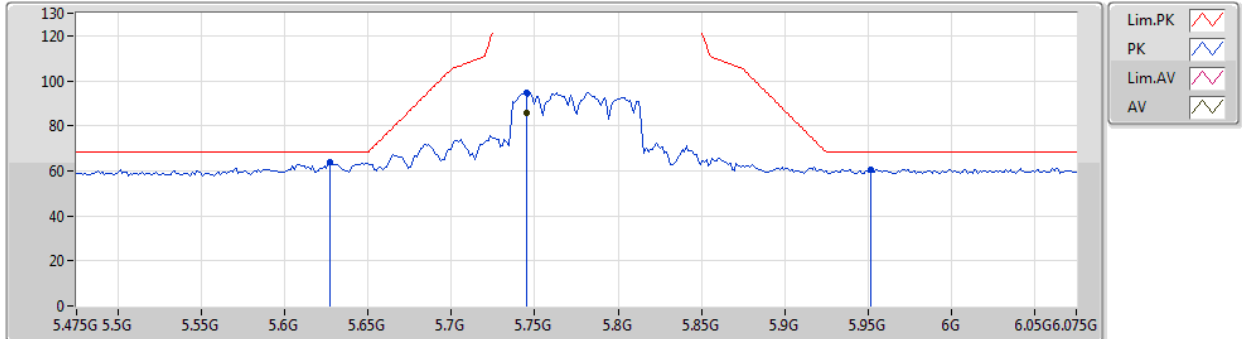
Type	Freq (Hz)	Level (dBuV/m)	Limit (dBuV/m)	Margin (dB)	Factor (dB)	Dist (m)	Condition	Azimuth (°)	Height (m)	Comment
AV	5.7534G	92.32	Inf	-Inf	7.90	3	Vertical	271	1.76	-
PK	5.649G	67.82	68.20	-0.38	7.67	3	Vertical	271	1.76	-
PK	5.7534G	101.75	Inf	-Inf	7.90	3	Vertical	271	1.76	-
PK	5.9502G	63.83	68.20	-4.37	8.36	3	Vertical	271	1.76	-



802.11ac VHT80_Nss1,(MCS0)_2TX

28/03/2019

5775MHz_TX



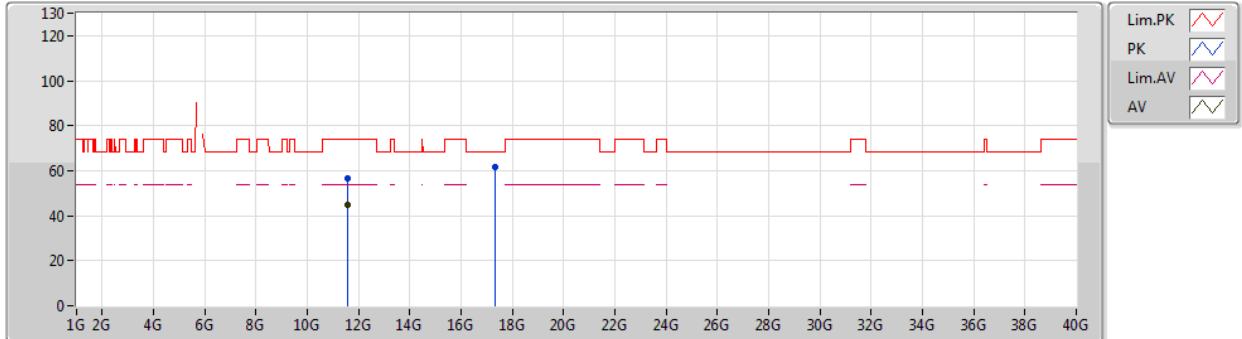
Type	Freq (Hz)	Level (dBuV/m)	Limit (dBuV/m)	Margin (dB)	Factor (dB)	Dist (m)	Condition	Azimuth (°)	Height (m)	Comment
AV	5.745G	85.71	Inf	-Inf	7.87	3	Horizontal	43	1.89	-
PK	5.6274G	64.00	68.20	-4.20	7.63	3	Horizontal	43	1.89	-
PK	5.745G	94.84	Inf	-Inf	7.87	3	Horizontal	43	1.89	-
PK	5.9514G	60.70	68.20	-7.50	8.36	3	Horizontal	43	1.89	-



802.11ac VHT80_Nss1,(MCS0)_2TX

28/03/2019

5775MHz_TX



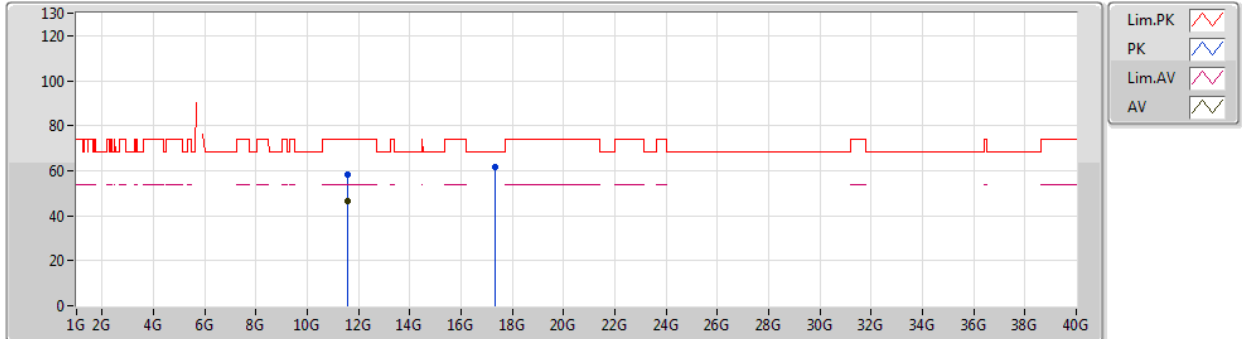
Type	Freq (Hz)	Level (dBuV/m)	Limit (dBuV/m)	Margin (dB)	Factor (dB)	Dist (m)	Condition	Azimuth (°)	Height (m)	Comment
AV	11.55048G	44.75	54.00	-9.25	16.58	3	Vertical	148	1.15	-
PK	11.5498G	56.35	74.00	-17.65	16.59	3	Vertical	148	1.15	-
PK	17.3124G	61.86	68.20	-6.34	19.98	3	Vertical	152	1.95	-



802.11ac VHT80_Nss1,(MCS0)_2TX

28/03/2019

5775MHz_TX



Type	Freq (Hz)	Level (dBuV/m)	Limit (dBuV/m)	Margin (dB)	Factor (dB)	Dist (m)	Condition	Azimuth (°)	Height (m)	Comment
AV	11.54992G	46.26	54.00	-7.74	16.59	3	Horizontal	282	1.50	-
PK	11.54956G	58.08	74.00	-15.92	16.59	3	Horizontal	282	1.50	-
PK	17.33208G	61.58	68.20	-6.62	20.14	3	Horizontal	209	1.39	-



Summary

Mode	Result	Type	Freq (Hz)	Level (dBuV/m)	Limit (dBuV/m)	Margin (dB)	Factor (dB)	Dist (m)	Condition	Azimuth (°)	Height (m)	Comments
5.725-5.85GHz	-	-	-	-	-	-	-	-	-	-	-	-
802.11ac VHT80-BF_Nss1,(MCS0)_2TX	Pass	QP	47.46M	39.98	40.00	-0.02	-11.63	3	Vertical	15	1.23	-



Result

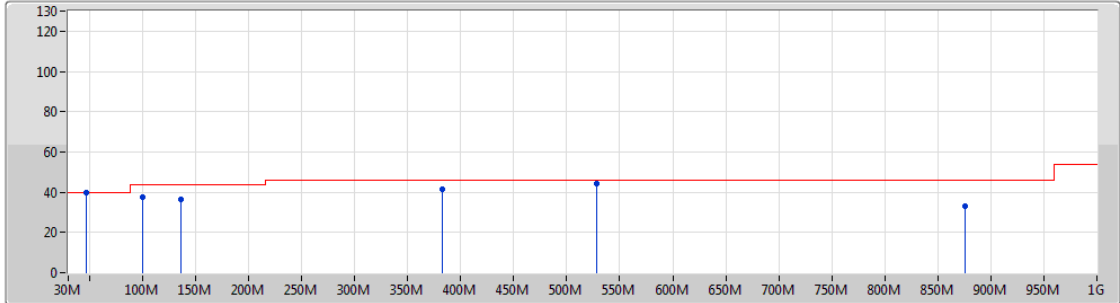
Mode	Result	Type	Freq (Hz)	Level (dBuV/m)	Limit (dBuV/m)	Margin (dB)	Factor (dB)	Dist (m)	Condition	Azimuth (°)	Height (m)	Comments
802.11ac VHT80-BF_Nss1,(MCS0)_2TX	-	-	-	-	-	-	-	-	-	-	-	-
5775MHz_PoE	Pass	QP	47.46M	39.98	40.00	-0.02	-11.63	3	Vertical	15	1.23	-
5775MHz_PoE	Pass	PK	99.84M	37.67	43.50	-5.83	-9.31	3	Vertical	360	1.00	-
5775MHz_PoE	Pass	QP	136.7M	36.33	43.50	-7.17	-8.50	3	Vertical	292	1.15	-
5775MHz_PoE	Pass	QP	383.08M	41.68	46.00	-4.32	-3.96	3	Vertical	208	1.05	-
5775MHz_PoE	Pass	QP	528.58M	44.29	46.00	-1.71	-1.56	3	Vertical	283	1.02	-
5775MHz_PoE	Pass	PK	875.84M	33.01	46.00	-12.99	2.70	3	Vertical	360	1.00	-
5775MHz_PoE	Pass	QP	31.94M	36.80	40.00	-3.20	-3.92	3	Horizontal	160	2.97	-
5775MHz_PoE	Pass	QP	61.04M	39.81	40.00	-0.19	-14.44	3	Horizontal	333	2.58	-
5775MHz_PoE	Pass	PK	99.84M	37.49	43.50	-6.01	-9.31	3	Horizontal	0	1.00	-
5775MHz_PoE	Pass	QP	381.14M	45.65	46.00	-0.35	-4.02	3	Horizontal	230	1.02	-
5775MHz_PoE	Pass	QP	540.22M	39.77	46.00	-6.23	-0.69	3	Horizontal	110	1.55	-
5775MHz_PoE	Pass	PK	875.84M	37.79	46.00	-8.21	2.70	3	Horizontal	0	1.00	-



802.11ac VHT80-BF_Nss1,(MCS0)_2TX

14/02/2019

5775MHz_PoE



Legend for the spectrum plot:

- Lim.PK
- PK
- Lim.AV
- AV

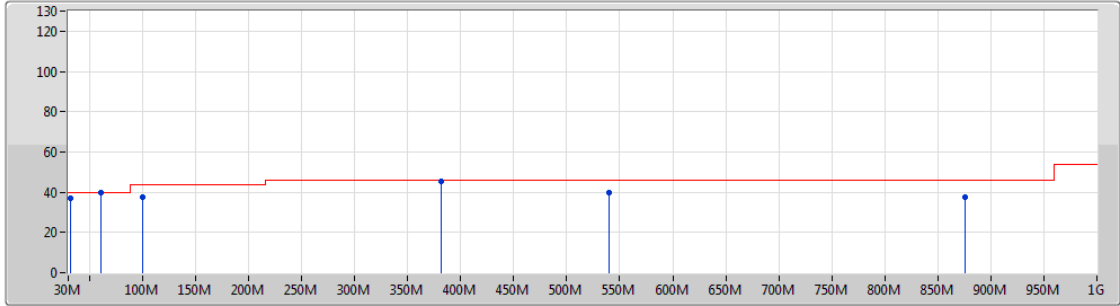
Type	Freq (Hz)	Level (dBuV/m)	Limit (dBuV/m)	Margin (dB)	Factor (dB)	Dist (m)	Condition	Azimuth (°)	Height (m)	Comments
QP	47.46M	39.98	40.00	-0.02	-11.63	3	Vertical	15	1.23	-
PK	99.84M	37.67	43.50	-5.83	-9.31	3	Vertical	360	1.00	-
QP	136.7M	36.33	43.50	-7.17	-8.50	3	Vertical	292	1.15	-
QP	383.08M	41.68	46.00	-4.32	-3.96	3	Vertical	208	1.05	-
QP	528.58M	44.29	46.00	-1.71	-1.56	3	Vertical	283	1.02	-
PK	875.84M	33.01	46.00	-12.99	2.70	3	Vertical	360	1.00	-



802.11ac VHT80-BF_Nss1,(MCS0)_2TX

14/02/2019

5775MHz_PoE



Legend for the plot:

- Lim.PK (Red line with triangle)
- PK (Blue line with triangle)
- Lim.AV (Pink line with triangle)
- AV (Black line with triangle)

Type	Freq (Hz)	Level (dBuV/m)	Limit (dBuV/m)	Margin (dB)	Factor (dB)	Dist (m)	Condition	Azimuth (°)	Height (m)	Comments
QP	31.94M	36.80	40.00	-3.20	-3.92	3	Horizontal	160	2.97	-
QP	61.04M	39.81	40.00	-0.19	-14.44	3	Horizontal	333	2.58	-
PK	99.84M	37.49	43.50	-6.01	-9.31	3	Horizontal	0	1.00	-
QP	381.14M	45.65	46.00	-0.35	-4.02	3	Horizontal	230	1.02	-
QP	540.22M	39.77	46.00	-6.23	-0.69	3	Horizontal	110	1.55	-
PK	875.84M	37.79	46.00	-8.21	2.70	3	Horizontal	0	1.00	-