



1. Photographs of Conducted Test Configuration (Conducted)

Front view



Side view



2. Photographs of Conducted Emissions Test Configuration(Conduction)

Front view



Side view




Under table view




3. Photographs of Radiated Emissions Test Configuration(Radiated)

For radiated emissions 30MHz~1GHz

Front view




Rear view



For radiated emissions above 1GHz

Front view



Rear view



————THE END————