

TEST REPORT

Covering the DYNAMIC FREQUENCY SELECTION (DFS) REQUIREMENTS OF

FCC Part 15 Subpart E (UNII), RSS-210 Annex 9

*Cambium Networks
Model(s): FCC: C058900P132A, IC: C050900P31A*

COMPANY: Cambium Networks
3800 Golf Road Suite #360
Rolling Meadows, IL, 60008


TEST SITE: National Technical Systems - Silicon Valley
41039 Boyce Road
Fremont, CA 94538

REPORT DATE: August 20, 2013

FINAL TEST DATE: July 26, 30, 31, 2013

TEST ENGINEER: Wayne Fisher

PROGRAM MGR /
TECHNICAL REVIEWER:



Mark Hill
Staff Engineer

QUALITY ASSURANCE DELEGATE /
FINAL REPORT PREPARER:



Wayne Fisher
Engineering Team Lead



Testing Cert #0214.26

National Technical Systems - Silicon Valley is accredited by the A2LA, certificate number 0214.26, to perform the test(s) listed in this report, except where noted otherwise. This report and the information contained herein represent the results of testing test articles identified and selected by the client performed to specifications and/or procedures selected by the client. National Technical Systems (NTS) makes no representations, expressed or implied, that such testing is adequate (or inadequate) to demonstrate efficiency, performance, reliability, or any other characteristic of the articles being tested, or similar products. This report should not be relied upon as an endorsement or certification by NTS of the equipment tested, nor does it represent any statement whatsoever as to its merchantability or fitness of the test article, or similar products, for a particular purpose. This report shall not be reproduced except in full

REVISION HISTORY

Rev #	Date	Comments	Modified By
-	08-20-2013	Initial Release	-

TABLE OF CONTENTS

REVISION HISTORY2

TABLE OF CONTENTS3

LIST OF TABLES.....3

LIST OF FIGURES.....5

SCOPE.....6

OBJECTIVE.....6

STATEMENT OF COMPLIANCE.....6

DEVIATIONS FROM THE STANDARD.....6

TEST RESULTS.....7

 TEST RESULTS SUMMARY – FCC PART 15, MASTER DEVICE7

 TEST RESULTS SUMMARY – FCC PART 15, CLIENT DEVICE7

 MEASUREMENT UNCERTAINTIES.....8

EQUIPMENT UNDER TEST (EUT) DETAILS.....9

 GENERAL.....9

 ENCLOSURE.....10

 MODIFICATIONS.....10

 SUPPORT EQUIPMENT.....10

 EUT INTERFACE PORTS10

 EUT OPERATION11

RADAR WAVEFORMS.....12

DFS TEST METHODS.....13

 RADIATED TEST METHOD13

 CONDUCTED TEST METHOD15

DFS MEASUREMENT INSTRUMENTATION.....16

 RADAR GENERATION SYSTEM.....16

 CHANNEL MONITORING SYSTEM.....17

DFS MEASUREMENT METHODS.....18

 DFS RADAR DETECTION BANDWIDTH18

 DFS – CHANNEL CLOSING TRANSMISSION TIME AND CHANNEL MOVE TIME18

 DFS – CHANNEL NON-OCCUPANCY AND VERIFICATION OF PASSIVE SCANNING.....18

 DFS CHANNEL AVAILABILITY CHECK TIME.....19

 UNIFORM LOADING.....19

 TRANSMIT POWER CONTROL (TPC)19

SAMPLE CALCULATIONS20

 DETECTION PROBABILITY / SUCCESS RATE20

 THRESHOLD LEVEL20

APPENDIX A TEST EQUIPMENT CALIBRATION DATA21

APPENDIX B TEST DATA TABLES FOR RADAR DETECTION PROBABILITY22

APPENDIX C TEST DATA TABLES AND PLOTS FOR CHANNEL CLOSING86

 FCC PART 15 SUBPART E CHANNEL CLOSING MEASUREMENTS86

APPENDIX D TEST DATA – CHANNEL AVAILABILITY CHECK.....95

 5250- 5350 MHZ, 5470 – 5725 MHZ95

APPENDIX E TEST DATA – UNIFORM LOADING.....98

APPENDIX F ANTENNA SPECIFICATION.....99

APPENDIX G TEST CONFIGURATION PHOTOGRAPH(S).....100

LIST OF TABLES

Table 1 - FCC Part 15 Subpart E Master Device Test Result Summary 7

Table 2 - FCC Part 15 Subpart E Client Device Test Result Summary..... 7

Table 3 - FCC Short Pulse Radar Test Waveforms	12
Table 4 - FCC Long Pulse Radar Test Waveforms.....	12
Table 5 - FCC Frequency Hopping Radar Test Waveforms.....	12
Table 6 - Detection Bandwidth Measurements (Bandwidth: +8MHz /-8MHz) 20MHz	22
Table 7 - Summary of All Results 20MHz_Conducted.....	24
Table 8 - FCC Short Pulse Radar (Type 1) Results 20MHz.....	24
Table 9 - FCC Short Pulse Radar (Type 2) Results 20MHz.....	25
Table 10 - FCC Short Pulse Radar (Type 3) Results 20MHz.....	26
Table 11 - FCC Short Pulse Radar (Type 4) Results 20MHz.....	27
Table 12 - Long Sequence Waveform Summary 20MHz.....	29
Table 13 - Long Sequence Waveform Trial#1 (Detected) 20MHz.....	30
Table 14 - Long Sequence Waveform Trial#2 (Detected) 20MHz.....	30
Table 15 - Long Sequence Waveform Trial#3 (Detected) 20MHz.....	30
Table 16 - Long Sequence Waveform Trial#4 (Detected) 20MHz.....	31
Table 17 - Long Sequence Waveform Trial#5 (Detected) 20MHz.....	31
Table 18 - Long Sequence Waveform Trial#6 (Detected) 20MHz.....	32
Table 19 - Long Sequence Waveform Trial#7 (Detected) 20MHz.....	32
Table 20 - Long Sequence Waveform Trial#8 (Detected) 20MHz.....	32
Table 21 - Long Sequence Waveform Trial#9 (Detected) 20MHz.....	32
Table 22 - Long Sequence Waveform Trial#10 (Detected) 20MHz.....	33
Table 23 - Long Sequence Waveform Trial#11 (Detected) 20MHz.....	33
Table 24 - Long Sequence Waveform Trial#12 (Detected) 20MHz.....	33
Table 25 - Long Sequence Waveform Trial#13 (Detected) 20MHz.....	34
Table 26 - Long Sequence Waveform Trial#14 (Detected) 20MHz.....	34
Table 27 - Long Sequence Waveform Trial#15 (Detected) 20MHz.....	34
Table 28 - Long Sequence Waveform Trial#16 (Detected) 20MHz.....	35
Table 29 - Long Sequence Waveform Trial#17 (Detected) 20MHz.....	35
Table 30 - Long Sequence Waveform Trial#18 (Detected) 20MHz.....	35
Table 31 - Long Sequence Waveform Trial#19 (Detected) 20MHz.....	36
Table 32 - Long Sequence Waveform Trial#20 (Detected) 20MHz.....	36
Table 33 - Long Sequence Waveform Trial#21 (Detected) 20MHz.....	36
Table 34 - Long Sequence Waveform Trial#22 (Detected) 20MHz.....	37
Table 35 - Long Sequence Waveform Trial#23 (Detected) 20MHz.....	37
Table 36 - Long Sequence Waveform Trial#24 (Detected) 20MHz.....	37
Table 37 - Long Sequence Waveform Trial#25 (Detected) 20MHz.....	38
Table 38 - Long Sequence Waveform Trial#26 (Detected) 20MHz.....	38
Table 39 - Long Sequence Waveform Trial#27 (Detected) 20MHz.....	39
Table 40 - Long Sequence Waveform Trial#28 (Detected) 20MHz.....	39
Table 41 - Long Sequence Waveform Trial#29 (Detected) 20MHz.....	39
Table 42 - Long Sequence Waveform Trial#30 (Detected) 20MHz.....	39
Table 43 - FCC frequency hopping radar (Type 6) Results 20MHz.....	40
Table 44 - Summary of All Results Station_20MHz_Radiated.....	55
Table 45 - FCC Short Pulse Radar (Type 1) Results Station_20MHz_Radiated.....	55
Table 46 - FCC Short Pulse Radar (Type 2) Results Station_20MHz_Radiated.....	56
Table 47 - FCC Short Pulse Radar (Type 3) Results Station_20MHz_Radiated.....	57
Table 48 - FCC Short Pulse Radar (Type 4) Results Station_20MHz_Radiated.....	59
Table 49 - Long Sequence Waveform Summary Station_20MHz_Radiated	60
Table 50 - Long Sequence Waveform Trial#1 (Detected) Station_20MHz_Radiated	61
Table 51 - Long Sequence Waveform Trial#2 (Detected) Station_20MHz_Radiated	61
Table 52 - Long Sequence Waveform Trial#3 (Detected) Station_20MHz_Radiated	62
Table 53 - Long Sequence Waveform Trial#4 (Detected) Station_20MHz_Radiated	62
Table 54 - Long Sequence Waveform Trial#5 (Detected) Station_20MHz_Radiated	62
Table 55 - Long Sequence Waveform Trial#6 (Detected) Station_20MHz_Radiated	62
Table 56 - Long Sequence Waveform Trial#7 (Detected) Station_20MHz_Radiated	63
Table 57 - Long Sequence Waveform Trial#8 (Detected) Station_20MHz_Radiated	63

Table 58 - Long Sequence Waveform Trial#9 (Detected) Station_20MHz_Radiated	64
Table 59 - Long Sequence Waveform Trial#10 (Detected) Station_20MHz_Radiated	64
Table 60 - Long Sequence Waveform Trial#11 (Detected) Station_20MHz_Radiated	64
Table 61 - Long Sequence Waveform Trial#12 (Detected) Station_20MHz_Radiated	65
Table 62 - Long Sequence Waveform Trial#13 (Detected) Station_20MHz_Radiated	65
Table 63 - Long Sequence Waveform Trial#14 (Detected) Station_20MHz_Radiated	65
Table 64 - Long Sequence Waveform Trial#15 (Detected) Station_20MHz_Radiated	66
Table 65 - Long Sequence Waveform Trial#16 (Detected) Station_20MHz_Radiated	66
Table 66 - Long Sequence Waveform Trial#17 (Detected) Station_20MHz_Radiated	66
Table 67 - Long Sequence Waveform Trial#18 (Detected) Station_20MHz_Radiated	67
Table 68 - Long Sequence Waveform Trial#19 (Detected) Station_20MHz_Radiated	67
Table 69 - Long Sequence Waveform Trial#20 (Detected) Station_20MHz_Radiated	68
Table 70 - Long Sequence Waveform Trial#21 (Detected) Station_20MHz_Radiated	68
Table 71 - Long Sequence Waveform Trial#22 (Detected) Station_20MHz_Radiated	68
Table 72 - Long Sequence Waveform Trial#23 (Detected) Station_20MHz_Radiated	69
Table 73 - Long Sequence Waveform Trial#24 (Detected) Station_20MHz_Radiated	69
Table 74 - Long Sequence Waveform Trial#25 (Detected) Station_20MHz_Radiated	69
Table 75 - Long Sequence Waveform Trial#26 (Detected) Station_20MHz_Radiated	70
Table 76 - Long Sequence Waveform Trial#27 (Detected) Station_20MHz_Radiated	70
Table 77 - Long Sequence Waveform Trial#28 (Detected) Station_20MHz_Radiated	70
Table 78 - Long Sequence Waveform Trial#29 (Detected) Station_20MHz_Radiated	71
Table 79 - Long Sequence Waveform Trial#30 (Detected) Station_20MHz_Radiated	71
Table 80 - FCC frequency hopping radar (Type 6) Results Station_20MHz_Radiated	72
Table 81 - FCC Part 15 Subpart E Channel Closing Test Results (Master Mode)	86
Table 82 - FCC Part 15 Subpart E Channel Closing Test Results, Client Mode	91

LIST OF FIGURES

Figure 1 Test Configuration for Radiated Measurement Method	13
Figure 2 Test Configuration for Conducted Measurement Method	15
Figure 3 Channel Utilization During In-Service Detection Measurements	22
Figure 4 Channel Closing Time and Channel Move Time – 40 second plot (Master Mode)	87
Figure 5 Close-Up of Transmissions Occurring More Than 200ms After The End of Radar (Master Mode)	88
Figure 6 Channel Closing Time and Channel Move Time – 40 second plot, Long Pulse (Master Mode)	89
Figure 7 Close-Up of Transmissions Occurring More Than 200ms After The End of Radar (mode), Long Pulse (Master Mode)	90
Figure 8 Channel Closing Time and Channel Move Time – 40 second plot (Client Mode)	92
Figure 9 Close-Up of Transmissions Occurring More Than 200ms After The End of Radar (Client Mode)	93
Figure 10 Radar Channel Non-Occupancy Plot (Master Mode)	94
Figure 11 Plot of EUT Start-Up After CAC	95
Figure 12 Radar Applied At Start of CAC	96
Figure 13 Radar Applied At End of CAC	97

SCOPE

Test data has been taken pursuant to the relevant DFS requirements of the following standard(s):

- FCC Part 15 Subpart E Unlicensed National Information Infrastructure (U-NII) Devices.
- RSS-210 Annex 9 Local Area Network Devices.

Tests were performed in accordance with these standards together with the current published versions of the basic standards referenced therein including FCC KDB 848637 and the appendix to FCC 06-96 MO&O as outlined in NTS Silicon Valley test procedures. The test results recorded herein are based on a single type test of the Cambium Networks model FCC: C058900P132A, IC: C050900P31A and therefore apply only to the tested sample. The sample was selected and prepared by Steve Payne of Cambium Networks.

OBJECTIVE

The objective of the manufacturer is to comply with the standards identified in the previous section. In order to demonstrate compliance, the manufacturer or a contracted laboratory makes measurements and takes the necessary steps to ensure that the equipment complies with the appropriate technical standards. Compliance with some DFS features is covered through a manufacturer statement or through observation of the device.

STATEMENT OF COMPLIANCE

The tested sample of the Cambium Networks model FCC: C058900P132A, IC: C050900P31A complied with the DFS requirements of FCC Part 15.407(h)(2), RSS-210 Annex 9.3.

Maintenance of compliance is the responsibility of the manufacturer. Any modifications to the product should be assessed to determine their potential impact on the compliance status of the device with respect to the standards detailed in this test report.

DEVIATIONS FROM THE STANDARD

No deviations were made from the test methods and requirements covered by the scope of this report.

TEST RESULTS

TEST RESULTS SUMMARY – FCC Part 15, MASTER DEVICE

Table 1 - FCC Part 15 Subpart E Master Device Test Result Summary						
Description	Radar Type	EUT Frequency	Measured Value	Requirement	Test Data	Status
Channel Availability Check (CAC) Time	Type 1	5550MHz	67s	≥ 60s	Appendix D	Pass
CAC Detection Threshold	Type 1	5550MHz	-64 dBm (note 2)	-64dBm (See note 2)	Appendix D	Pass
In-Service Monitoring Detection Threshold	Type 1 Type 2 Type 3 Type 4 Type 5 Type 6	5550MHz	-64 dBm (note 2)	-64dBm (See note 2)	Appendix B	Pass
Bandwidth Detection	Type 1	Varies	+/-8 MHz	80% of the 99% BW	-	Pass
Channel closing transmission time	Type 1 Type 5	5550MHz	0ms 0ms	≤ 260ms	Appendix C	Pass
Channel move time	Type 1 Type 5	5550MHz	33ms 0ms	≤ 10s	Appendix C	Pass
Non-occupancy period	-	5550MHz	1800sec	> 30 minutes	Appendix C	Pass
Uniform Loading	-	-	-	Uniform Loading	Refer to operational description	N/A
1) Tests were performed using the conducted test method, with In-Service Monitoring re-checked using the radiated test method. 2) The measured detection threshold is based on the master device having an antenna gain of 16 dBi. The measured detection threshold is based on testing the master device using the radiated test method when connected to an antenna with a nominal gain of 16 dBi. The limit is based on an eirp of more than 23 dBm. 3) The in-service monitoring detection threshold and detection probability measurements were made with the device operating in the 5500-5700 MHz band.						

TEST RESULTS SUMMARY – FCC Part 15, CLIENT DEVICE

Table 2 - FCC Part 15 Subpart E Client Device Test Result Summary						
Description	Radar Type	EUT Frequency	Measured Value	Requirement	Test Data	Status
Channel closing transmission time	Type 1	5550MHz	0ms	≤ 260ms	Appendix C	Pass
Channel move time	Type 1	5550MHz	7ms	≤ 10s	Appendix C	Pass
Non-occupancy period - associated	Type 1	5550MHz	>1800sec	> 30 minutes	Appendix C	Pass
Passive Scanning	N/A	N/A	Refer to manufacturer attestation			
1) Tests were performed using the radiated test method. 2) Channel availability check, detection threshold and non-occupancy period are not applicable to client devices.						

MEASUREMENT UNCERTAINTIES

ISO/IEC 17025 requires that an estimate of the measurement uncertainties associated with the emissions test results be included in the report. The measurement uncertainties given below are based on a 95% confidence level, with a coverage factor (k=2) and were calculated in accordance with UKAS document LAB 34.

Measurement	Measurement Unit	Expanded Uncertainty
Timing (Channel move time, aggregate transmission time)	ms	Timing resolution +/- 0.24%
Timing (non occupancy period)	seconds	5 seconds
DFS Threshold (radiated)	dBm	1.6
DFS Threshold (conducted)	dBm	1.2

EQUIPMENT UNDER TEST (EUT) DETAILS

GENERAL

The Cambium Networks model FCC: C058900P132A, IC: C050900P31A is an enhanced Point to Multi-Point 802.11 frame based wireless device capable of operation as both a master and client. The FCC: C058900P132A, IC: C050900P31A is part of a managed network professionally installed.

The sample was received on July 23, 2013 and tested on July 26, 30, 31, 2013. The EUT consisted of the following component(s):

Manufacturer	Model	Description	Serial Number
Cambium Networks	C058900P132A (integrated)	802.11 Station FCC: Z8H89FT0005	000456C0094A
Cambium Networks	C050900P031A (integrated)	802.11 Station IC:109W-0005	000456C0094A
Cambium Networks	C058900C132A (connectorized)	802.11 Station FCC: Z8H89FT0005	000456C0094A
Cambium Networks	C050900C031A (connectorized)	802.11 Station IC:109W-0005	000456C0094A

The manufacturer declared values for the EUT operational characteristics that affect DFS are as follows:

Operating Modes (5250 – 5350 MHz, 5470 – 5725 MHz)

- Master Device 5250-5350 MHz
- Master Device 5470-5725 MHz (excluding 5600-5650 MHz)
- Client Device (no In Service Monitoring, no Ad-Hoc mode)

Antenna Gains / EIRP (5470 – 5725 MHz)

	5250-5350 MHz	5470 – 5725 MHz
Lowest Antenna Gain (dBi)	16	16
Highest Antenna Gain (dBi)	16	16
EIRP Output Power (dBm)	30	30

- Power can exceed 200mW eirp

Channel Protocol

- IP Based
- Frame Based
- OTHER _____

ENCLOSURE

The EUT enclosure measures approximately 25 by 11.5 by 4.5 centimeters. It is primarily constructed of uncoated coated plastic.

MODIFICATIONS

The EUT did not require modifications during testing in order to comply with the requirements of the standard(s) referenced in this test report.

SUPPORT EQUIPMENT

The following equipment was used as local support equipment for testing:

Manufacturer	Model	Description	Serial Number	FCC ID
<i>Cambrium Networks</i>	<i>C058900P112A</i>	<i>Slave Radio</i>	<i>000456C00726</i>	<i>Z8H89FT0006</i>
Motorola	HK 1322	Laptop computer	3433JC0021	DoC
Dell	PP02X	Laptop computer	42707742661	DoC

The italicized device was the client device.

EUT INTERFACE PORTS

The I/O cabling configuration during testing was as follows:

Port	Connected To	Cable(s)		
		Description	Shielded or Unshielded	Length (m)
Ethernet (EUT)	POE Injector	CAT5	Shielded	10.0
Data Ethernet (POE Injector)	Motorola Laptop	CAT5	Unshielded	1.0
Ethernet (Slave)	POE Injector	CAT5	Unshielded	10.0
Data Ethernet (POE Injector)	Dell Laptop	CAT5	Unshielded	1.0

EUT OPERATION

The EUT was operating with the following software. The software is secured by digital software signature, anti-cloning mechanism and hardware security bits so no software or user can change power, frequency or disable the DFS function.

Master Device: 0.11.10-RC1

Client Device: 0.11.10-RC1

The manufacturer provided special software that over-rode the non-occupancy mechanism (allowing return to the same channel) for the purposes of determining the probability of detection. This test feature was disabled and the normal operating software enabled for verifying the 30-minute non-occupancy period and channel move time.

The start of the Channel Availability Check was approximately 38.85seconds after power on sequence began.

During the in-service monitoring detection probability and channel moving tests the system was configured with a streaming video file from the master device (sourced by the PC connected to the master device via an Ethernet interface) to the client device.

The streamed file was the "FCC" test file and the client device was using Windows Media Player Classic as required by FCC Part 15 Subpart E

Data stream is Framebased, and configured with 75/25 downlink/uplink traffic.

RADAR WAVEFORMS

Table 3 - FCC Short Pulse Radar Test Waveforms					
Radar Type	Pulse Width (µsec)	PRI (µsec)	Pulses / burst	Minimum Detection Percentage	Minimum Number of Trials
1	1	1428	18	60%	30
2	1-5	150-230	23-29	60%	30
3	6-10	200-500	16-18	60%	30
4	11-20	200-500	12-16	60%	30
Aggregate (Radar Types 1-4)				80%	120

Table 4 - FCC Long Pulse Radar Test Waveforms							
Radar Type	Pulse Width (µsec)	Chirp Width (MHz)	PRI (µsec)	Pulses / burst	Number of Bursts	Minimum Detection Percentage	Minimum Number of Trials
5	50-100	5-20	1000-2000	1-3	8-20	80%	30

Table 5 - FCC Frequency Hopping Radar Test Waveforms							
Radar Type	Pulse Width (µsec)	PRI (µsec)	Pulses / hop	Hopping Rate (kHz)	Hopping Sequence Length (msec)	Minimum Detection Percentage	Minimum Number of Trials
6	1	333	9	0.333	300	70%	30

DFS TEST METHODS

RADIATED TEST METHOD

The combination of master and slave devices is located in an anechoic chamber. The simulated radar waveform is transmitted from a directional horn antenna (typically an EMCO 3115) toward the unit performing the radar detection (radar detection device, RDD). Every effort is made to ensure that the main beam of the EUT's antenna is aligned with the radar-generating antenna.

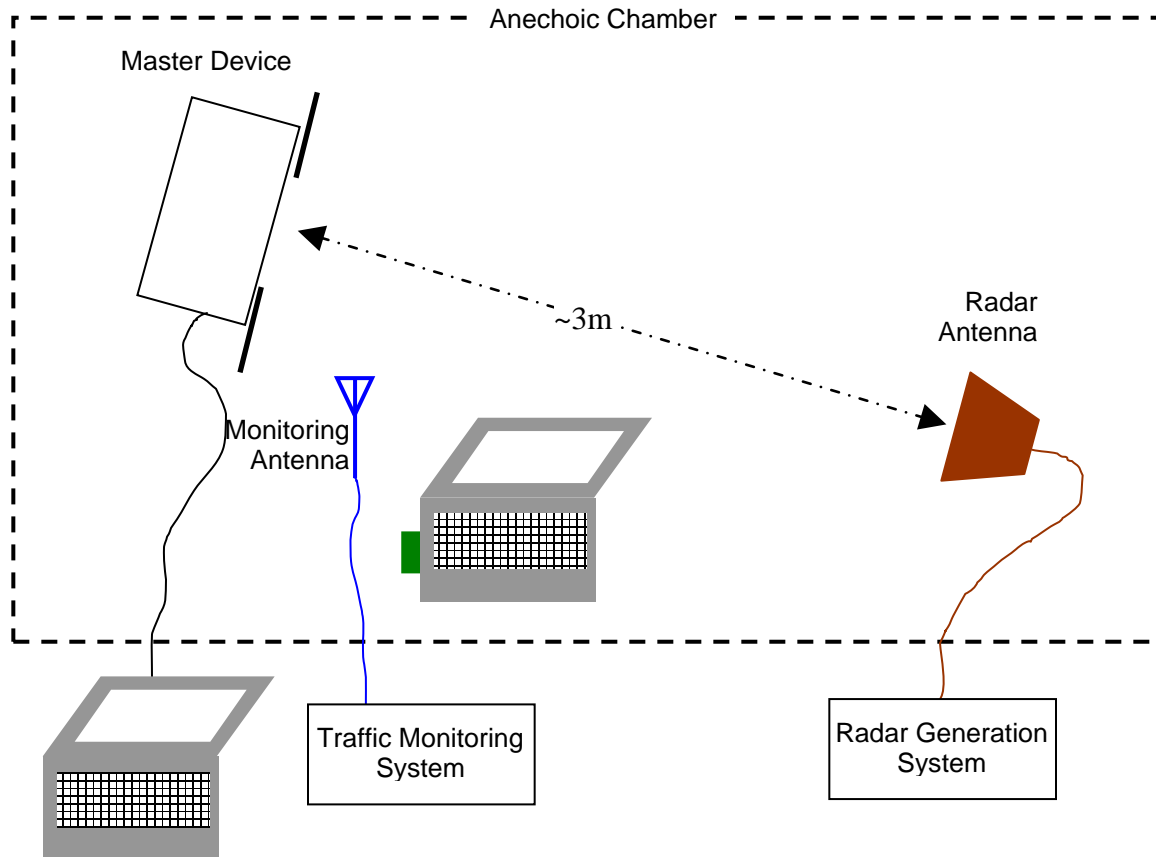


Figure 1 Test Configuration for Radiated Measurement Method

The signal level of the simulated waveform is set to a reference level equal to the threshold level (plus 1dB if testing against FCC requirements). Lower levels may also be applied on request of the manufacturer. The level reported is the level at the RDD antenna and so it is not corrected for the RDD's antenna gain. The RDD is configured with the lowest gain antenna assembly intended for use with the device.

The signal level is verified by measuring the CW signal level from the radar generation system using a reference antenna of gain G_{REF} (dBi). The radar signal level is calculated from the measured level, R (dBm), and any cable loss, L (dB), between the reference antenna and the measuring instrument:

$$\text{Applied level (dBm)} = R - G_{REF} + L$$

If both master and client devices have radar detection capability then the device not under test is positioned with absorbing material between its antenna and the radar generating antenna, and the radar level at the non RDD is verified to be at least 20dB below the threshold level to ensure that any responses are due to the RDD detecting radar.

The antenna connected to the channel monitoring subsystem is positioned to allow both master and client transmissions to be observed, with the level of the EUT's transmissions between 6 and 10dB higher than those from the other device.

CONDUCTED TEST METHOD

The combination of master and slave devices is located in an anechoic chamber. The simulated radar waveform is coupled into the unit performing the radar detection (radar detection device, RDD) via couplers and attenuators.

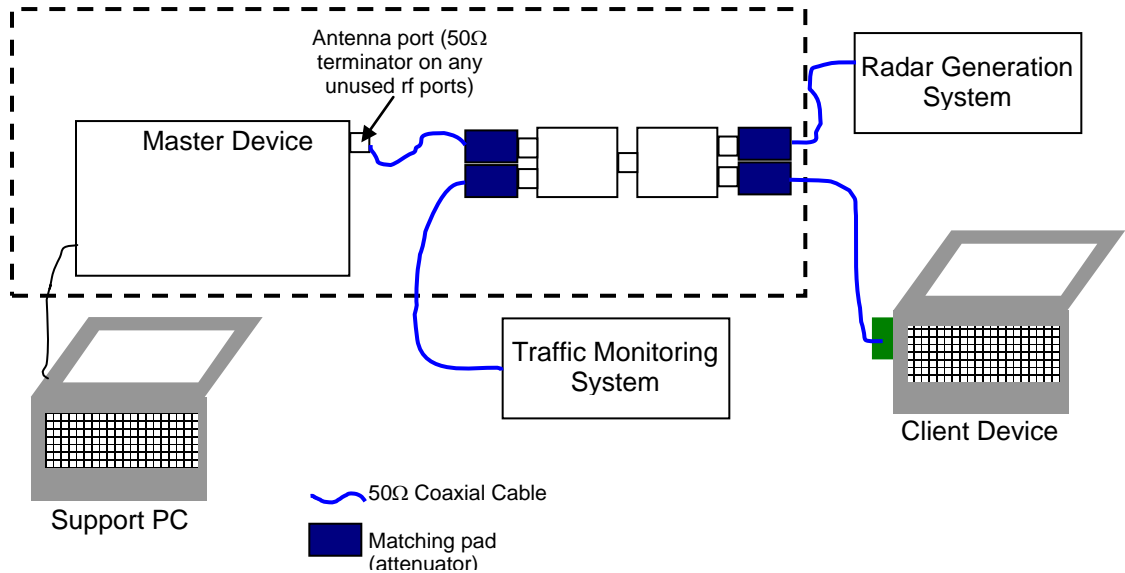


Figure 2 Test Configuration for Conducted Measurement Method

The signal level of the simulated waveform is set to a reference level equal to the threshold level (plus 1dB if testing against FCC requirements). Lower levels may also be applied on request of the manufacturer.

The signal level is verified by measuring the CW signal level at the coupling point to the RDD antenna port. The radar signal level is calculated from the measured level, R (dBm) and the lowest gain antenna assembly intended for use with the RDD, G_{RDD} (dBi):

$$\text{Applied level (dBm)} = R - G_{RDD}$$

If both master and client devices have radar detection capability then the radar level at the non RDD is verified to be at least 20dB below the threshold level to ensure that any responses are due to the RDD detecting radar.

The antenna connected to the channel monitoring subsystem is positioned to allow both master and client transmissions to be observed, with the level of the EUT's transmissions between 6 and 10dB higher than those from the other device.

DFS MEASUREMENT INSTRUMENTATION

RADAR GENERATION SYSTEM

An Agilent PSG is used as the radar-generating source. The integral arbitrary waveform generators are programmed using Agilent's "Pulse Building" software and NTS Silicon Valley custom software to produce the required waveforms, with the capability to produce both un-modulated and modulated (FM Chirp) pulses. Where there are multiple values for a specific radar parameter then the software selects a value at random and, for FCC tests, the software verifies that the resulting waveform is truly unique.

With the exception of the hopping waveforms required by the FCC's rules (see below), the radar generator is set to a single frequency within the radar detection bandwidth of the EUT. The frequency is varied from trial to trial by stepping in 5MHz steps.

Frequency hopping radar waveforms are simulated using a time domain model. A randomly hopping sequence algorithm (which uses each channel in the hopping radar's range once in a hopping sequence) generates a hop sequence. A segment of the first 100 elements of the hop sequence are then examined to determine if it contains one or more frequencies within the radar detection bandwidth of the EUT. If it does not then the first element of the segment is discarded and the next frequency in the sequence is added. The process repeats until a valid segment is produced. The radar system is then programmed to produce bursts at time slots coincident with the frequencies within the segment that fall in the detection bandwidth. The frequency of the generator is stepped in 1 MHz increments across the EUT's detection range.

The radar signal level is verified during testing using a CW signal with the AGC function switched on. Correction factors to account for the fact that pulses are generated with the AGC functions switched off are measured annually and an offset is used to account for this in the software.

The generator output is connected to the coupling port of the conducted set-up or to the radar-generating antenna.

CHANNEL MONITORING SYSTEM

Channel monitoring is achieved using a spectrum analyzer and digital storage oscilloscope. The analyzer is configured in a zero-span mode, center frequency set to the radar waveform's frequency or the center frequency of the EUT's operating channel. The IF output of the analyzer is connected to one input of the oscilloscope.

A signal generator output is set to send either the modulating signal directly or a pulse gate with an output pulse co-incident with each radar pulse. This output is connected to a second input on the oscilloscope and the oscilloscope displays both the channel traffic (via the if input) and the radar pulses on its display.

For in service monitoring tests the analyzer sweep time is set to > 20 seconds and the oscilloscope is configured with a data record length of 10 seconds for the short duration and frequency hopping waveforms, 20 seconds for the long duration waveforms. Both instruments are set for a single acquisition sequence. The analyzer is triggered 500ms before the start of the waveform and the oscilloscope is triggered directly by the modulating pulse train. Timing measurements for aggregate channel transmission time and channel move time are made from the oscilloscope data, with the end of the waveform clearly identified by the pulse train on one trace. The analyzer trace data is used to confirm that the last transmission occurred within the 10-second record of the oscilloscope. If necessary the record length of the oscilloscope is expanded to capture the last transmission on the channel prior to the channel move.

Channel availability check time timing plots are made using the analyzer. The analyzer is triggered at start of the EUT's channel availability check and used to verify that the EUT does not transmit when radar is applied during the check time.

The analyzer detector and oscilloscope sampling mode is set to peak detect for all plots.

DFS MEASUREMENT METHODS

DFS RADAR DETECTION BANDWIDTH

The radar detection bandwidth is determined by using FCC radar waveform 1 and applying radar pulses at offsets from the center channel frequency by multiples of 1MHz. These bursts are applied with no traffic on the channel. The first frequencies above and below the center channel frequency that have a detection rate below 90% define the radar bandwidth, the actual range being 1MHz below the upper frequency and 1MHz above the lower frequency.

DFS – CHANNEL CLOSING TRANSMISSION TIME AND CHANNEL MOVE TIME

Channel clearing and closing times are measured by applying a burst of radar with the device configured to change channel and by observing the channel for transmissions. The time between the end of the applied radar waveform and the final transmission on the channel is the channel move time.

The aggregate transmission closing time is measured in one of two ways:

FCC/KCC Notice No. 2010-48 – the total time of all individual transmissions from the EUT that are observed starting 200ms at the end of the last radar pulse in the waveform. This value is required to be less than 60ms.

ETSI – the total time of all individual transmissions from the EUT that are observed from the end of the last radar pulse in the waveform. This value is required to be less than 260ms.

DFS – CHANNEL NON-OCCUPANCY AND VERIFICATION OF PASSIVE SCANNING

The channel that was in use prior to radar detection by the master is additionally monitored for 30 minutes to ensure no transmissions on the vacated channel over the required non-occupancy period. This is achieved by tuning the spectrum analyzer to the vacated channel in zero-span mode and connecting the IF output to an oscilloscope. The oscilloscope is triggered by the radar pulse and set to provide a single sweep (in peak detect mode) that lasts for at least 30 minutes after the end of the channel move time.

For devices with a client-mode that are being evaluated against FCC rules the manufacturer must supply an attestation letter stating that the client device does not employ any active scanning techniques (i.e. does not transmit in the DFS bands without authorization from a Master device).

DFS CHANNEL AVAILABILITY CHECK TIME

It is preferred that the EUT report when it starts the radar channel availability check. If the EUT does not report the start of the check time, then the time to start transmitting on a channel after switching the device on is measured to approximate the time from power-on to the end of the channel availability check. The start of the channel availability check is assumed to be 67 seconds prior to the first transmission on the channel.

To evaluate the channel availability check, a single burst of one radar type is applied within the first 2 seconds of the start of the channel availability check and it is verified that the device does not use the channel by continuing to monitor the channel for a period of at least 60 seconds. The test is repeated by applying a burst of radar in the last 2 seconds (i.e. between 65 and 67 seconds after the start of CAC when evaluating a 67-second CAC) of the channel availability check.

UNIFORM LOADING

Compliance with the FCC's channel loading requirement is demonstrated through the manufacturer's operational description for the device under test.

TRANSMIT POWER CONTROL (TPC)

Compliance with the transmit power control requirements for devices is demonstrated through measurements showing multiple power levels and manufacturer statements explaining how the power control is implemented.

SAMPLE CALCULATIONS

DETECTION PROBABILITY / SUCCESS RATE

The detection probability, or success rate, for any one radar waveform equals the number of successful trials divided by the total number of trials for that waveform.

In the case of the FCC requirements, for radar waveform types 1 through 4 an additional calculation is made to determine the average detection probability over all four radar waveform types. This calculation is the arithmetic mean of the four individual probabilities.

THRESHOLD LEVEL

The threshold level is the level of the simulated radar waveform at the EUT's antenna. If the test is performed in a conducted fashion then the level at the rf input equals the level at the antenna plus the gain of the antenna assembly, in dBi. The gain of the antenna assembly equals the gain of the antenna minus the loss of the cabling between the rf input and the antenna. The lowest gain value for all antenna assemblies intended for use with the device is used when making this calculation.

If the test is performed using the radiated method then the threshold level is the level at the antenna.

Appendix A Test Equipment Calibration Data

<u>Manufacturer</u>	<u>Description</u>	<u>Model #</u>	<u>Asset #</u>	<u>Cal Due</u>
Hewlett Packard	EMC Spectrum Analyzer, 9 kHz - 6.5 GHz	8595EM	787	28-Aug-13
Agilent Technologies	PSG Vector Signal Generator (250kHz - 20GHz)	E8267C	1877	05-Jun-14
Tektronix	500MHz, 2CH, 5GS/s Scope	TDS5052B	2118	22-Oct-13
EMCO	Antenna, Horn, 1-18 GHz (SA40-Purple). Used for Chamber 6	3115	1779	17-Apr-14

Appendix B Test Data Tables for Radar Detection Probability

The plot below shows the channel loading during testing as evaluated over a 1 second period. The traffic was generated by FCC Movie file.

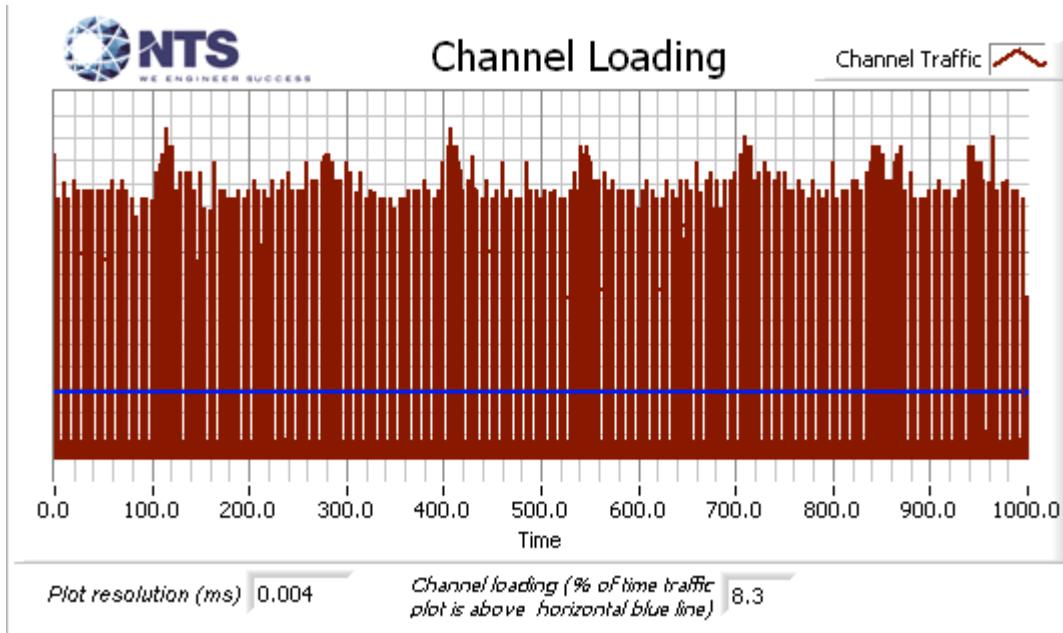


Figure 3 Channel Utilization During In-Service Detection Measurements

Table 6 - Detection Bandwidth Measurements (Bandwidth: +8MHz /-8MHz) 20MHz					
EUT Frequency	Radar Type	Radar Frequency	# Detected	# Not Detected	Success (%)
5550.00 MHz	FCC Short Pulse Radar (Type 1)	5541.00 MHz	0	3	0
5550.00 MHz	FCC Short Pulse Radar (Type 1)	5542.00 MHz	9	1	90
5550.00 MHz	FCC Short Pulse Radar (Type 1)	5543.00 MHz	10	0	100
5550.00 MHz	FCC Short Pulse Radar (Type 1)	5544.00 MHz	10	0	100
5550.00 MHz	FCC Short Pulse Radar (Type 1)	5545.00 MHz	10	0	100
5550.00 MHz	FCC Short Pulse Radar (Type 1)	5546.00 MHz	9	1	90
5550.00 MHz	FCC Short Pulse Radar (Type 1)	5547.00 MHz	10	0	100

Table 6 - Detection Bandwidth Measurements (Bandwidth: +8MHz /-8MHz) 20MHz					
EUT Frequency	Radar Type	Radar Frequency	# Detected	# Not Detected	Success (%)
5550.00 MHz	FCC Short Pulse Radar (Type 1)	5548.00 MHz	10	0	100
5550.00 MHz	FCC Short Pulse Radar (Type 1)	5549.00 MHz	10	0	100
5550.00 MHz	FCC Short Pulse Radar (Type 1)	5550.00 MHz	10	0	100
5550.00 MHz	FCC Short Pulse Radar (Type 1)	5551.00 MHz	10	0	100
5550.00 MHz	FCC Short Pulse Radar (Type 1)	5552.00 MHz	10	0	100
5550.00 MHz	FCC Short Pulse Radar (Type 1)	5553.00 MHz	10	0	100
5550.00 MHz	FCC Short Pulse Radar (Type 1)	5554.00 MHz	9	1	90
5550.00 MHz	FCC Short Pulse Radar (Type 1)	5555.00 MHz	10	0	100
5550.00 MHz	FCC Short Pulse Radar (Type 1)	5556.00 MHz	9	1	90
5550.00 MHz	FCC Short Pulse Radar (Type 1)	5557.00 MHz	10	0	100
5550.00 MHz	FCC Short Pulse Radar (Type 1)	5558.00 MHz	10	0	100
5550.00 MHz	FCC Short Pulse Radar (Type 1)	5559.00 MHz	4	3	57

Conducted Test Method

Table 7 - Summary of All Results 20MHz_Conducted				
Waveform Name	Pd (%)	Pd Required (%)	Number of Trials	Status
FCC Short Pulse Radar (Type 1)	83.3 %	60.0 %	30	PASSED
FCC Short Pulse Radar (Type 2)	93.3 %	60.0 %	30	PASSED
FCC Short Pulse Radar (Type 3)	96.7 %	60.0 %	30	PASSED
FCC Short Pulse Radar (Type 4)	93.3 %	60.0 %	30	PASSED
Aggregate of above results	91.7 %	80.0 %	120	PASSED
Long Sequence	100.0 %	80.0 %	30	PASSED
FCC frequency hopping radar (Type 6)	100.0 %	70.0 %	34	PASSED

Table 8 - FCC Short Pulse Radar (Type 1) Results 20MHz						
Trial #	Pulses/Burst	Pulse Width (us)	PRI (us)	Detected	Fr (MHz) and level (dBm)	Burst Information
1	18	1.0	1428.0	Yes	5550.0MHz, -64.0dBm	Single burst (07/25/2013 10:31:49 AM)
2	18	1.0	1428.0	Yes	5545.0MHz, -64.0dBm	Single burst (07/25/2013 10:33:18 AM)
3	18	1.0	1428.0	Yes	5555.0MHz, -64.0dBm	Single burst (07/25/2013 10:34:35 AM)
4	18	1.0	1428.0	No	5550.0MHz, -64.0dBm	Single burst (07/25/2013 10:35:41 AM)
5	18	1.0	1428.0	Yes	5545.0MHz, -64.0dBm	Single burst (07/25/2013 10:36:03 AM)
6	18	1.0	1428.0	Yes	5555.0MHz, -64.0dBm	Single burst (07/25/2013 10:37:45 AM)
7	18	1.0	1428.0	Yes	5550.0MHz, -64.0dBm	Single burst (07/25/2013 10:39:03 AM)
8	18	1.0	1428.0	No	5545.0MHz, -64.0dBm	Single burst (07/25/2013 10:40:18 AM)
9	18	1.0	1428.0	Yes	5555.0MHz, -64.0dBm	Single burst (07/25/2013 10:40:34 AM)
10	18	1.0	1428.0	Yes	5550.0MHz, -64.0dBm	Single burst (07/25/2013 10:41:50 AM)
11	18	1.0	1428.0	Yes	5545.0MHz, -64.0dBm	Single burst (07/25/2013 10:43:01 AM)
12	18	1.0	1428.0	Yes	5555.0MHz, -64.0dBm	Single burst (07/25/2013 10:44:22 AM)
13	18	1.0	1428.0	Yes	5550.0MHz, -64.0dBm	Single burst (07/25/2013 10:45:43 AM)
14	18	1.0	1428.0	No	5545.0MHz, -64.0dBm	Single burst (07/25/2013 10:46:46 AM)
15	18	1.0	1428.0	Yes	5555.0MHz, -64.0dBm	Single burst (07/25/2013 10:47:15 AM)
16	18	1.0	1428.0	Yes	5550.0MHz, -64.0dBm	Single burst (07/25/2013 10:48:14 AM)
17	18	1.0	1428.0	Yes	5545.0MHz, -64.0dBm	Single burst (07/25/2013 10:49:31 AM)
18	18	1.0	1428.0	Yes	5555.0MHz, -64.0dBm	Single burst (07/25/2013 10:50:42 AM)
19	18	1.0	1428.0	Yes	5550.0MHz, -64.0dBm	Single burst (07/25/2013 10:51:50 AM)
20	18	1.0	1428.0	Yes	5545.0MHz,	Single burst (07/25/2013 10:53:05 AM)

Table 8 - FCC Short Pulse Radar (Type 1) Results 20MHz						
Trial #	Pulses/ Burst	Pulse Width (us)	PRI (us)	Detected	Fr (MHz) and level (dBm)	Burst Information
					-64.0dBm	AM)
21	18	1.0	1428.0	Yes	5555.0MHz, -64.0dBm	Single burst (07/25/2013 10:54:17 AM)
22	18	1.0	1428.0	Yes	5550.0MHz, -64.0dBm	Single burst (07/25/2013 10:56:06 AM)
23	18	1.0	1428.0	Yes	5545.0MHz, -64.0dBm	Single burst (07/25/2013 10:57:11 AM)
24	18	1.0	1428.0	No	5555.0MHz, -64.0dBm	Single burst (07/25/2013 10:58:26 AM)
25	18	1.0	1428.0	Yes	5550.0MHz, -64.0dBm	Single burst (07/25/2013 10:58:42 AM)
26	18	1.0	1428.0	Yes	5545.0MHz, -64.0dBm	Single burst (07/25/2013 10:59:44 AM)
27	18	1.0	1428.0	Yes	5555.0MHz, -64.0dBm	Single burst (07/25/2013 11:00:55 AM)
28	18	1.0	1428.0	No	5550.0MHz, -64.0dBm	Single burst (07/25/2013 11:02:04 AM)
29	18	1.0	1428.0	Yes	5545.0MHz, -64.0dBm	Single burst (07/25/2013 11:02:29 AM)
30	18	1.0	1428.0	Yes	5555.0MHz, -64.0dBm	Single burst (07/25/2013 11:03:30 AM)

Table 9 - FCC Short Pulse Radar (Type 2) Results 20MHz						
Trial #	Pulses/ Burst	Pulse Width (us)	PRI (us)	Detected	Fr (MHz) and level (dBm)	Burst Information
1	29	4.4	179.0	Yes	5550.0MHz, -64.0dBm	Single burst (07/25/2013 11:06:20 AM)
2	28	4.8	224.0	Yes	5545.0MHz, -64.0dBm	Single burst (07/25/2013 11:08:20 AM)
3	29	1.2	163.0	Yes	5555.0MHz, -64.0dBm	Single burst (07/25/2013 11:09:39 AM)
4	27	2.3	152.0	Yes	5550.0MHz, -64.0dBm	Single burst (07/25/2013 11:10:57 AM)
5	24	3.6	219.0	Yes	5545.0MHz, -64.0dBm	Single burst (07/25/2013 11:12:24 AM)
6	28	4.2	153.0	Yes	5555.0MHz, -64.0dBm	Single burst (07/25/2013 11:13:36 AM)
7	25	1.4	173.0	Yes	5550.0MHz, -64.0dBm	Single burst (07/25/2013 11:14:48 AM)
8	25	2.8	158.0	No	5545.0MHz, -64.0dBm	Single burst (07/25/2013 11:15:46 AM)
9	29	4.7	220.0	Yes	5555.0MHz, -64.0dBm	Single burst (07/25/2013 11:15:56 AM)
10	27	2.3	186.0	Yes	5550.0MHz, -64.0dBm	Single burst (07/25/2013 11:17:03 AM)
11	28	2.8	176.0	Yes	5545.0MHz, -64.0dBm	Single burst (07/25/2013 11:18:27 AM)
12	28	3.6	160.0	Yes	5555.0MHz, -64.0dBm	Single burst (07/25/2013 11:19:42 AM)
13	24	3.3	222.0	Yes	5550.0MHz, -64.0dBm	Single burst (07/25/2013 11:21:06 AM)
14	29	2.8	165.0	Yes	5545.0MHz, -64.0dBm	Single burst (07/25/2013 11:22:06 AM)

Table 9 - FCC Short Pulse Radar (Type 2) Results 20MHz						
Trial #	Pulses/ Burst	Pulse Width (us)	PRI (us)	Detected	Fr (MHz) and level (dBm)	Burst Information
15	27	2.9	169.0	Yes	5555.0MHz, -64.0dBm	Single burst (07/25/2013 11:23:22 AM)
16	24	3.5	187.0	Yes	5550.0MHz, -64.0dBm	Single burst (07/25/2013 11:24:40 AM)
17	23	1.4	217.0	Yes	5545.0MHz, -64.0dBm	Single burst (07/25/2013 11:26:13 AM)
18	26	4.0	164.0	Yes	5555.0MHz, -64.0dBm	Single burst (07/25/2013 11:28:27 AM)
19	25	1.5	204.0	Yes	5550.0MHz, -64.0dBm	Single burst (07/25/2013 11:29:37 AM)
20	25	3.0	200.0	Yes	5545.0MHz, -64.0dBm	Single burst (07/25/2013 11:30:51 AM)
21	25	4.6	215.0	Yes	5555.0MHz, -64.0dBm	Single burst (07/25/2013 11:32:01 AM)
22	23	4.9	230.0	Yes	5550.0MHz, -64.0dBm	Single burst (07/25/2013 11:33:11 AM)
23	23	1.4	194.0	Yes	5545.0MHz, -64.0dBm	Single burst (07/25/2013 11:35:36 AM)
24	29	4.0	205.0	Yes	5555.0MHz, -64.0dBm	Single burst (07/25/2013 11:37:14 AM)
25	24	4.1	168.0	Yes	5550.0MHz, -64.0dBm	Single burst (07/25/2013 11:38:08 AM)
26	29	4.0	151.0	Yes	5545.0MHz, -64.0dBm	Single burst (07/25/2013 11:39:30 AM)
27	23	3.9	175.0	Yes	5555.0MHz, -64.0dBm	Single burst (07/25/2013 11:40:46 AM)
28	26	3.6	155.0	Yes	5550.0MHz, -64.0dBm	Single burst (07/25/2013 11:42:35 AM)
29	24	4.4	230.0	No	5545.0MHz, -64.0dBm	Single burst (07/25/2013 11:43:53 AM)
30	25	1.9	151.0	Yes	5555.0MHz, -64.0dBm	Single burst (07/25/2013 11:44:07 AM)

Table 10 - FCC Short Pulse Radar (Type 3) Results 20MHz						
Trial #	Pulses/ Burst	Pulse Width (us)	PRI (us)	Detected	Fr (MHz) and level (dBm)	Burst Information
1	17	7.5	467.0	Yes	5550.0MHz, -64.0dBm	Single burst (07/25/2013 11:45:30 AM)
2	18	7.8	261.0	Yes	5545.0MHz, -64.0dBm	Single burst (07/25/2013 11:46:31 AM)
3	18	7.2	326.0	Yes	5555.0MHz, -64.0dBm	Single burst (07/25/2013 11:47:37 AM)
4	17	9.8	346.0	Yes	5550.0MHz, -64.0dBm	Single burst (07/25/2013 11:48:44 AM)
5	16	7.0	297.0	Yes	5545.0MHz, -64.0dBm	Single burst (07/25/2013 11:50:00 AM)
6	16	8.3	479.0	Yes	5555.0MHz, -64.0dBm	Single burst (07/25/2013 11:51:08 AM)
7	16	6.6	381.0	Yes	5550.0MHz, -64.0dBm	Single burst (07/25/2013 11:52:11 AM)
8	17	8.7	348.0	Yes	5545.0MHz, -64.0dBm	Single burst (07/25/2013 11:53:10 AM)
9	17	8.1	242.0	Yes	5555.0MHz,	Single burst (07/25/2013 11:54:08 AM)

Table 10 - FCC Short Pulse Radar (Type 3) Results 20MHz						
Trial #	Pulses/ Burst	Pulse Width (us)	PRI (us)	Detected	Fr (MHz) and level (dBm)	Burst Information
					-64.0dBm	AM)
10	17	6.5	395.0	Yes	5550.0MHz, -64.0dBm	Single burst (07/25/2013 11:55:17 AM)
11	17	9.4	319.0	Yes	5545.0MHz, -64.0dBm	Single burst (07/25/2013 11:56:50 AM)
12	18	8.9	433.0	No	5555.0MHz, -64.0dBm	Single burst (07/25/2013 11:57:59 AM)
13	18	8.3	423.0	Yes	5550.0MHz, -64.0dBm	Single burst (07/25/2013 11:58:13 AM)
14	17	8.9	497.0	Yes	5545.0MHz, -64.0dBm	Single burst (07/25/2013 11:59:21 AM)
15	17	8.5	254.0	Yes	5555.0MHz, -64.0dBm	Single burst (07/25/2013 12:00:43 PM)
16	16	7.7	430.0	Yes	5550.0MHz, -64.0dBm	Single burst (07/25/2013 12:02:01 PM)
17	18	8.6	312.0	Yes	5545.0MHz, -64.0dBm	Single burst (07/25/2013 12:04:26 PM)
18	16	6.1	463.0	Yes	5555.0MHz, -64.0dBm	Single burst (07/25/2013 12:57:14 PM)
19	16	6.3	466.0	Yes	5550.0MHz, -64.0dBm	Single burst (07/25/2013 12:58:29 PM)
20	16	9.3	469.0	Yes	5545.0MHz, -64.0dBm	Single burst (07/25/2013 01:00:36 PM)
21	17	8.3	411.0	Yes	5555.0MHz, -64.0dBm	Single burst (07/25/2013 01:02:03 PM)
22	17	6.9	382.0	Yes	5550.0MHz, -64.0dBm	Single burst (07/25/2013 01:03:27 PM)
23	17	8.6	497.0	Yes	5545.0MHz, -64.0dBm	Single burst (07/25/2013 01:04:35 PM)
24	17	6.4	256.0	Yes	5555.0MHz, -64.0dBm	Single burst (07/25/2013 01:05:57 PM)
25	17	6.2	385.0	Yes	5550.0MHz, -64.0dBm	Single burst (07/25/2013 01:07:08 PM)
26	18	8.9	367.0	Yes	5545.0MHz, -64.0dBm	Single burst (07/25/2013 01:09:00 PM)
27	16	7.3	451.0	Yes	5555.0MHz, -64.0dBm	Single burst (07/25/2013 01:10:24 PM)
28	17	7.0	278.0	Yes	5550.0MHz, -64.0dBm	Single burst (07/25/2013 01:11:49 PM)
29	17	6.1	379.0	Yes	5545.0MHz, -64.0dBm	Single burst (07/25/2013 01:12:54 PM)
30	17	7.8	260.0	Yes	5555.0MHz, -64.0dBm	Single burst (07/25/2013 01:14:26 PM)

Table 11 - FCC Short Pulse Radar (Type 4) Results 20MHz						
Trial #	Pulses/ Burst	Pulse Width (us)	PRI (us)	Detected	Fr (MHz) and level (dBm)	Burst Information
1	12	16.1	345.0	Yes	5550.0MHz, -64.0dBm	Single burst (07/25/2013 01:15:35 PM)
2	15	18.2	223.0	Yes	5545.0MHz, -64.0dBm	Single burst (07/25/2013 01:17:03 PM)
3	12	18.3	424.0	Yes	5555.0MHz, -64.0dBm	Single burst (07/25/2013 01:19:53 PM)

Table 11 - FCC Short Pulse Radar (Type 4) Results 20MHz

Trial #	Pulses/ Burst	Pulse Width (us)	PRI (us)	Detected	Fr (MHz) and level (dBm)	Burst Information
4	13	12.1	248.0	Yes	5550.0MHz, -64.0dBm	Single burst (07/25/2013 01:22:07 PM)
5	14	14.5	445.0	Yes	5545.0MHz, -64.0dBm	Single burst (07/25/2013 01:23:13 PM)
6	15	12.7	406.0	Yes	5555.0MHz, -64.0dBm	Single burst (07/25/2013 01:24:38 PM)
7	12	18.9	353.0	Yes	5550.0MHz, -64.0dBm	Single burst (07/25/2013 01:26:35 PM)
8	14	13.7	379.0	No	5545.0MHz, -64.0dBm	Single burst (07/25/2013 01:28:47 PM)
9	14	14.6	272.0	Yes	5555.0MHz, -64.0dBm	Single burst (07/25/2013 01:29:10 PM)
10	13	16.1	369.0	Yes	5550.0MHz, -64.0dBm	Single burst (07/25/2013 01:31:12 PM)
11	14	16.9	268.0	Yes	5545.0MHz, -64.0dBm	Single burst (07/25/2013 01:32:22 PM)
12	12	12.1	225.0	Yes	5555.0MHz, -64.0dBm	Single burst (07/25/2013 01:33:48 PM)
13	13	18.4	486.0	Yes	5550.0MHz, -64.0dBm	Single burst (07/25/2013 01:34:54 PM)
14	16	14.2	442.0	Yes	5545.0MHz, -64.0dBm	Single burst (07/25/2013 01:39:23 PM)
15	14	15.1	454.0	Yes	5555.0MHz, -64.0dBm	Single burst (07/25/2013 01:40:27 PM)
16	15	15.6	259.0	Yes	5550.0MHz, -64.0dBm	Single burst (07/25/2013 01:43:36 PM)
17	14	17.5	290.0	Yes	5545.0MHz, -64.0dBm	Single burst (07/25/2013 01:44:44 PM)
18	13	13.6	360.0	No	5555.0MHz, -64.0dBm	Single burst (07/25/2013 01:45:52 PM)
19	12	18.0	377.0	Yes	5550.0MHz, -64.0dBm	Single burst (07/25/2013 01:46:18 PM)
20	13	16.7	236.0	Yes	5545.0MHz, -64.0dBm	Single burst (07/25/2013 01:48:20 PM)
21	12	19.5	267.0	Yes	5555.0MHz, -64.0dBm	Single burst (07/25/2013 01:49:15 PM)
22	13	11.9	213.0	Yes	5550.0MHz, -64.0dBm	Single burst (07/25/2013 01:50:33 PM)
23	16	12.2	463.0	Yes	5545.0MHz, -64.0dBm	Single burst (07/25/2013 01:51:41 PM)
24	16	11.2	267.0	Yes	5555.0MHz, -64.0dBm	Single burst (07/25/2013 01:52:35 PM)
25	13	12.4	267.0	Yes	5550.0MHz, -64.0dBm	Single burst (07/25/2013 01:53:28 PM)
26	13	19.5	204.0	Yes	5545.0MHz, -64.0dBm	Single burst (07/25/2013 01:54:32 PM)
27	15	17.6	433.0	Yes	5555.0MHz, -64.0dBm	Single burst (07/25/2013 01:55:35 PM)
28	14	20.0	475.0	Yes	5550.0MHz, -64.0dBm	Single burst (07/25/2013 01:56:48 PM)
29	15	15.3	258.0	Yes	5545.0MHz, -64.0dBm	Single burst (07/25/2013 01:58:03 PM)
30	13	15.8	351.0	Yes	5555.0MHz, -64.0dBm	Single burst (07/25/2013 01:59:14 PM)

Table 12 - Long Sequence Waveform Summary 20MHz		
Long Sequence Trial	Result	Radar Frequency / Amplitude
Trial #1	Detected	5550.0MHz, -64.0dBm
Trial #2	Detected	5545.0MHz, -64.0dBm
Trial #3	Detected	5555.0MHz, -64.0dBm
Trial #4	Detected	5550.0MHz, -64.0dBm
Trial #5	Detected	5545.0MHz, -64.0dBm
Trial #6	Detected	5555.0MHz, -64.0dBm
Trial #7	Detected	5550.0MHz, -64.0dBm
Trial #8	Detected	5545.0MHz, -64.0dBm
Trial #9	Detected	5555.0MHz, -64.0dBm
Trial #10	Detected	5550.0MHz, -64.0dBm
Trial #11	Detected	5545.0MHz, -64.0dBm
Trial #12	Detected	5555.0MHz, -64.0dBm
Trial #13	Detected	5550.0MHz, -64.0dBm
Trial #14	Detected	5545.0MHz, -64.0dBm
Trial #15	Detected	5555.0MHz, -64.0dBm
Trial #16	Detected	5550.0MHz, -64.0dBm
Trial #17	Detected	5545.0MHz, -64.0dBm
Trial #18	Detected	5555.0MHz, -64.0dBm
Trial #19	Detected	5550.0MHz, -64.0dBm
Trial #20	Detected	5545.0MHz, -64.0dBm
Trial #21	Detected	5555.0MHz, -64.0dBm
Trial #22	Detected	5550.0MHz, -64.0dBm
Trial #23	Detected	5545.0MHz, -64.0dBm
Trial #24	Detected	5555.0MHz, -64.0dBm
Trial #25	Detected	5550.0MHz, -64.0dBm
Trial #26	Detected	5545.0MHz, -64.0dBm
Trial #27	Detected	5555.0MHz, -64.0dBm

Table 12 - Long Sequence Waveform Summary 20MHz		
Long Sequence Trial	Result	Radar Frequency / Amplitude
Trial #28	Detected	5550.0MHz, -64.0dBm
Trial #29	Detected	5545.0MHz, -64.0dBm
Trial #30	Detected	5555.0MHz, -64.0dBm

Table 13 - Long Sequence Waveform Trial#1 (Detected) 20MHz						
Burst #	# Pulses	Pulse Width (us)	Chirp (MHz)	Interval 1 to 2 (us)	Interval 2 to 3 (us)	Start time (s)
1	1	60.2	20	-	-	0.800737
2	1	83.0	7	-	-	1.008495
3	3	69.8	6	1669.0	1788.0	2.604728
4	2	59.1	11	1582.0	-	3.585525
5	2	50.4	20	1096.0	-	4.429462
6	2	92.8	18	1411.0	-	5.494495
7	1	57.1	6	-	-	6.231785
8	3	91.0	10	1900.0	1048.0	6.538543
9	2	61.3	10	1951.0	-	7.534491
10	1	61.2	8	-	-	8.868482
11	1	74.0	8	-	-	9.427299
12	1	56.8	9	-	-	10.467632
13	2	53.3	16	1117.0	-	11.755285

Table 14 - Long Sequence Waveform Trial#2 (Detected) 20MHz						
Burst #	# Pulses	Pulse Width (us)	Chirp (MHz)	Interval 1 to 2 (us)	Interval 2 to 3 (us)	Start time (s)
1	2	79.4	8	1855.0	-	0.344026
2	3	78.5	8	1368.0	1206.0	0.867805
3	2	59.9	17	1972.0	-	1.980663
4	2	58.8	17	1775.0	-	2.787397
5	2	86.0	12	1991.0	-	3.527072
6	1	56.9	8	-	-	3.583278
7	1	65.0	12	-	-	4.290547
8	3	58.8	12	1993.0	1238.0	5.076096
9	2	65.9	10	1848.0	-	6.257659
10	2	89.7	17	1616.0	-	6.512950
11	2	78.2	10	1287.0	-	7.329955
12	3	98.9	16	1631.0	1334.0	7.936392
13	1	55.4	8	-	-	9.022910
14	1	59.3	7	-	-	9.727525
15	3	59.9	8	1197.0	1705.0	10.137388
16	3	80.1	19	1876.0	1377.0	11.289004
17	2	82.2	11	1061.0	-	11.471372

Table 15 - Long Sequence Waveform Trial#3 (Detected) 20MHz						
Burst #	# Pulses	Pulse Width (us)	Chirp (MHz)	Interval 1 to 2 (us)	Interval 2 to 3 (us)	Start time (s)
1	2	70.3	18	1768.0	-	0.506587
2	1	66.9	6	-	-	0.858835

Burst #	# Pulses	Pulse Width (us)	Chirp (MHz)	Interval 1 to 2 (us)	Interval 2 to 3 (us)	Start time (s)
3	1	69.1	16	-	-	1.713527
4	2	55.6	15	1929.0	-	2.542176
5	2	50.1	18	1622.0	-	3.055559
6	3	78.2	20	1189.0	1522.0	4.112926
7	2	73.2	5	1090.0	-	4.269666
8	2	76.6	19	1620.0	-	5.155133
9	1	73.8	19	-	-	5.724109
10	1	59.1	6	-	-	6.437425
11	1	67.0	13	-	-	7.268864
12	3	90.0	6	1182.0	1641.0	8.031718
13	2	73.4	9	1107.0	-	8.857604
14	2	68.1	8	1360.0	-	9.875467
15	2	90.0	14	1231.0	-	9.975786
16	2	93.9	11	1001.0	-	11.282575
17	2	81.4	8	1617.0	-	11.928575

Burst #	# Pulses	Pulse Width (us)	Chirp (MHz)	Interval 1 to 2 (us)	Interval 2 to 3 (us)	Start time (s)
1	1	69.3	14	-	-	0.256777
2	2	92.8	6	1587.0	-	1.977428
3	1	93.7	6	-	-	2.939740
4	3	64.6	7	1155.0	1543.0	3.748939
5	2	70.6	10	1296.0	-	5.403925
6	3	80.3	9	1280.0	1584.0	6.061770
7	3	59.8	19	1303.0	1571.0	7.569179
8	1	56.5	17	-	-	8.293445
9	3	63.1	7	1374.0	1028.0	8.872956
10	2	98.0	9	1596.0	-	9.972880
11	2	58.6	7	1528.0	-	11.201699

Burst #	# Pulses	Pulse Width (us)	Chirp (MHz)	Interval 1 to 2 (us)	Interval 2 to 3 (us)	Start time (s)
1	2	75.1	14	1667.0	-	0.501774
2	2	92.2	8	1514.0	-	0.789392
3	3	51.0	18	1255.0	1068.0	1.681420
4	2	73.8	20	1999.0	-	2.586353
5	2	98.0	17	1278.0	-	3.142569
6	3	69.9	18	1830.0	1626.0	3.535039
7	2	52.5	14	1832.0	-	4.504434
8	2	57.2	16	1321.0	-	5.331509
9	2	58.7	10	1778.0	-	5.563896
10	2	98.6	8	1568.0	-	6.564070
11	1	52.5	10	-	-	7.169422
12	3	78.5	9	1871.0	1142.0	7.677894
13	2	92.4	19	1929.0	-	8.389239
14	2	71.3	9	1170.0	-	8.886536
15	2	76.0	7	1693.0	-	9.400104
16	1	84.3	18	-	-	10.612571

Table 17 - Long Sequence Waveform Trial#5 (Detected) 20MHz						
Burst #	# Pulses	Pulse Width (us)	Chirp (MHz)	Interval 1 to 2 (us)	Interval 2 to 3 (us)	Start time (s)
17	2	72.8	17	1529.0	-	10.881519
18	2	66.0	20	1159.0	-	11.503665

Table 18 - Long Sequence Waveform Trial#6 (Detected) 20MHz						
Burst #	# Pulses	Pulse Width (us)	Chirp (MHz)	Interval 1 to 2 (us)	Interval 2 to 3 (us)	Start time (s)
1	2	84.0	16	1313.0	-	0.043768
2	2	98.7	16	1115.0	-	1.509096
3	3	66.0	12	1994.0	1188.0	3.024627
4	1	99.1	19	-	-	4.022988
5	3	57.4	10	1463.0	1291.0	6.492403
6	1	76.0	11	-	-	7.778784
7	1	65.6	20	-	-	8.471462
8	2	82.3	17	1535.0	-	10.409990
9	2	56.7	18	1429.0	-	11.434370

Table 19 - Long Sequence Waveform Trial#7 (Detected) 20MHz						
Burst #	# Pulses	Pulse Width (us)	Chirp (MHz)	Interval 1 to 2 (us)	Interval 2 to 3 (us)	Start time (s)
1	1	72.3	10	-	-	0.398716
2	3	93.5	8	1618.0	1387.0	1.640203
3	1	61.0	17	-	-	3.064410
4	3	67.7	13	1596.0	1889.0	5.297855
5	2	78.7	9	1552.0	-	7.422956
6	2	69.7	13	1039.0	-	8.948971
7	3	83.1	9	1067.0	1981.0	9.604557
8	2	69.7	12	1751.0	-	11.084745

Table 20 - Long Sequence Waveform Trial#8 (Detected) 20MHz						
Burst #	# Pulses	Pulse Width (us)	Chirp (MHz)	Interval 1 to 2 (us)	Interval 2 to 3 (us)	Start time (s)
1	3	84.0	10	1507.0	1862.0	0.542972
2	2	63.8	9	1290.0	-	1.334678
3	1	60.7	17	-	-	3.599552
4	3	54.9	16	1530.0	1746.0	4.012731
5	3	96.9	18	1959.0	1538.0	6.250422
6	1	69.3	11	-	-	7.079819
7	1	79.2	17	-	-	8.608154
8	2	76.7	16	1691.0	-	10.103825
9	2	99.6	14	1286.0	-	11.189626

Table 21 - Long Sequence Waveform Trial#9 (Detected) 20MHz						
Burst #	# Pulses	Pulse Width (us)	Chirp (MHz)	Interval 1 to 2 (us)	Interval 2 to 3 (us)	Start time (s)
1	2	82.9	7	1625.0	-	0.046253
2	2	96.5	20	1363.0	-	0.988685
3	2	84.2	11	1954.0	-	1.883182
4	2	92.2	14	1080.0	-	3.484927

Burst #	# Pulses	Pulse Width (us)	Chirp (MHz)	Interval 1 to 2 (us)	Interval 2 to 3 (us)	Start time (s)
5	2	79.5	7	1192.0	-	4.515242
6	3	77.7	6	1446.0	1935.0	4.904271
7	1	53.7	6	-	-	6.255588
8	2	85.1	12	1497.0	-	7.315343
9	2	83.5	18	1168.0	-	7.990199
10	2	60.9	10	1059.0	-	9.008541
11	2	74.3	15	1472.0	-	9.720001
12	1	60.1	8	-	-	10.749013
13	3	92.9	11	1526.0	1349.0	11.691757

Burst #	# Pulses	Pulse Width (us)	Chirp (MHz)	Interval 1 to 2 (us)	Interval 2 to 3 (us)	Start time (s)
1	3	50.0	14	1554.0	1517.0	0.396680
2	1	94.8	9	-	-	1.191789
3	3	93.9	11	1293.0	1341.0	3.210478
4	2	72.8	10	1574.0	-	3.921670
5	2	66.3	15	1859.0	-	4.691185
6	3	57.6	18	1447.0	1780.0	5.566077
7	1	98.9	13	-	-	7.519654
8	3	86.6	16	1400.0	1737.0	7.892119
9	1	86.7	17	-	-	9.548963
10	2	62.1	9	1947.0	-	10.171159
11	3	97.8	7	1202.0	1163.0	11.732317

Burst #	# Pulses	Pulse Width (us)	Chirp (MHz)	Interval 1 to 2 (us)	Interval 2 to 3 (us)	Start time (s)
1	2	73.1	17	1264.0	-	0.596953
2	1	50.6	14	-	-	2.386300
3	2	95.1	9	1911.0	-	3.080562
4	2	79.2	15	1324.0	-	4.526738
5	2	94.6	19	1952.0	-	6.888540
6	2	92.2	7	1510.0	-	8.554960
7	2	77.5	7	1231.0	-	9.122743
8	3	56.0	17	1883.0	1899.0	11.852500

Burst #	# Pulses	Pulse Width (us)	Chirp (MHz)	Interval 1 to 2 (us)	Interval 2 to 3 (us)	Start time (s)
1	1	60.9	17	-	-	0.430815
2	2	80.3	16	1186.0	-	1.211035
3	3	84.3	16	1583.0	1725.0	2.979035
4	2	86.6	10	1388.0	-	3.331642
5	2	80.1	9	1655.0	-	4.897828
6	2	72.4	9	1025.0	-	5.955468
7	1	84.9	20	-	-	6.601277
8	3	83.5	13	1321.0	1431.0	8.505889
9	2	96.7	16	1960.0	-	9.524332

Burst #	# Pulses	Pulse Width (us)	Chirp (MHz)	Interval 1 to 2 (us)	Interval 2 to 3 (us)	Start time (s)
10	3	99.2	19	1267.0	1464.0	10.171037
11	2	73.7	18	1653.0	-	10.967606

Burst #	# Pulses	Pulse Width (us)	Chirp (MHz)	Interval 1 to 2 (us)	Interval 2 to 3 (us)	Start time (s)
1	3	77.9	13	1534.0	1745.0	0.431316
2	2	95.5	9	1885.0	-	1.056061
3	2	85.4	8	1060.0	-	1.478955
4	2	73.9	9	1433.0	-	2.305422
5	2	81.1	7	1700.0	-	2.964048
6	3	67.4	16	1483.0	1688.0	3.766237
7	2	53.3	16	1477.0	-	3.840678
8	1	94.4	19	-	-	4.830802
9	1	86.8	10	-	-	5.652709
10	2	90.5	14	1725.0	-	6.192919
11	1	77.1	7	-	-	6.363488
12	2	73.4	16	1920.0	-	7.419026
13	2	64.4	9	1145.0	-	7.663388
14	1	87.4	11	-	-	8.304923
15	3	93.9	16	1950.0	1437.0	9.126684
16	1	85.5	20	-	-	9.479068
17	2	88.0	13	1571.0	-	10.472861
18	3	93.5	18	1369.0	1581.0	11.285904
19	2	76.9	17	1732.0	-	11.614094

Burst #	# Pulses	Pulse Width (us)	Chirp (MHz)	Interval 1 to 2 (us)	Interval 2 to 3 (us)	Start time (s)
1	1	51.0	18	-	-	0.410459
2	2	90.7	5	1504.0	-	1.746952
3	2	95.2	12	1020.0	-	2.798496
4	1	76.0	17	-	-	4.432813
5	1	79.0	13	-	-	5.471105
6	1	73.9	17	-	-	6.111226
7	1	73.0	16	-	-	7.233820
8	1	62.9	9	-	-	9.172842
9	2	61.4	17	1176.0	-	10.652059
10	2	70.6	10	1379.0	-	11.808254

Burst #	# Pulses	Pulse Width (us)	Chirp (MHz)	Interval 1 to 2 (us)	Interval 2 to 3 (us)	Start time (s)
1	3	64.8	17	1300.0	1226.0	0.464261
2	1	67.5	20	-	-	1.446055
3	2	58.9	17	1236.0	-	2.242378
4	2	69.1	7	1918.0	-	2.940379
5	1	61.1	13	-	-	3.495446
6	2	79.7	5	1774.0	-	4.551294

Burst #	# Pulses	Pulse Width (us)	Chirp (MHz)	Interval 1 to 2 (us)	Interval 2 to 3 (us)	Start time (s)
7	2	79.4	17	1172.0	-	4.913293
8	3	72.1	16	1496.0	1279.0	6.232297
9	1	81.0	13	-	-	7.122889
10	3	57.6	10	1245.0	1692.0	7.959897
11	2	77.6	7	1406.0	-	8.395326
12	1	81.9	17	-	-	9.263003
13	3	92.4	17	1179.0	1766.0	10.225127
14	2	85.8	15	1717.0	-	11.072896
15	1	97.4	8	-	-	11.275868

Burst #	# Pulses	Pulse Width (us)	Chirp (MHz)	Interval 1 to 2 (us)	Interval 2 to 3 (us)	Start time (s)
1	2	76.1	20	1597.0	-	0.740881
2	1	60.3	17	-	-	1.977341
3	2	95.8	6	1093.0	-	3.143994
4	2	75.4	7	1885.0	-	3.682113
5	2	51.4	10	1478.0	-	5.439129
6	2	60.1	16	1561.0	-	6.402519
7	2	87.7	10	1922.0	-	7.735303
8	3	51.3	7	1443.0	1872.0	9.242292
9	2	98.3	20	1961.0	-	10.495102
10	2	94.5	14	1434.0	-	11.732057

Burst #	# Pulses	Pulse Width (us)	Chirp (MHz)	Interval 1 to 2 (us)	Interval 2 to 3 (us)	Start time (s)
1	1	96.1	15	-	-	0.172048
2	1	54.2	13	-	-	1.833101
3	3	72.6	6	1202.0	1999.0	2.451603
4	2	73.8	6	1438.0	-	3.451089
5	1	64.3	7	-	-	3.932865
6	1	60.0	19	-	-	4.681111
7	2	62.3	13	1932.0	-	6.344134
8	2	72.8	8	1134.0	-	7.340310
9	3	75.0	17	1455.0	1450.0	7.387912
10	2	88.0	14	1864.0	-	8.728500
11	3	89.7	16	1468.0	1539.0	9.473727
12	2	92.8	17	1545.0	-	10.808537
13	2	72.4	10	1324.0	-	11.873721

Burst #	# Pulses	Pulse Width (us)	Chirp (MHz)	Interval 1 to 2 (us)	Interval 2 to 3 (us)	Start time (s)
1	1	94.9	19	-	-	1.161385
2	2	66.8	8	1247.0	-	2.048463
3	1	90.9	18	-	-	3.310933
4	3	60.2	17	1859.0	1772.0	4.531919
5	3	96.9	17	1653.0	1073.0	5.703403

Burst #	# Pulses	Pulse Width (us)	Chirp (MHz)	Interval 1 to 2 (us)	Interval 2 to 3 (us)	Start time (s)
6	2	91.6	16	1963.0	-	7.252938
7	2	59.2	6	1006.0	-	8.900753
8	2	69.1	10	1609.0	-	10.382922
9	3	88.1	14	1154.0	1919.0	10.704161

Burst #	# Pulses	Pulse Width (us)	Chirp (MHz)	Interval 1 to 2 (us)	Interval 2 to 3 (us)	Start time (s)
1	2	71.9	16	1658.0	-	0.421772
2	2	57.4	15	1614.0	-	1.807122
3	3	92.9	8	1058.0	1166.0	3.873097
4	1	99.6	10	-	-	5.071382
5	2	86.1	8	1430.0	-	6.079295
6	3	85.1	10	1274.0	1188.0	7.287899
7	3	92.9	14	1930.0	1854.0	8.697515
8	2	63.4	14	1214.0	-	10.560569
9	2	50.7	13	1360.0	-	11.759997

Burst #	# Pulses	Pulse Width (us)	Chirp (MHz)	Interval 1 to 2 (us)	Interval 2 to 3 (us)	Start time (s)
1	3	98.7	12	1226.0	1082.0	0.104573
2	2	75.2	15	1089.0	-	1.034691
3	1	73.6	18	-	-	1.678260
4	2	96.9	18	1470.0	-	2.093175
5	3	53.2	16	1239.0	1242.0	2.602990
6	2	83.3	14	1617.0	-	3.566848
7	1	66.3	15	-	-	4.175137
8	3	79.3	9	1911.0	1381.0	4.389640
9	3	65.8	14	1492.0	1510.0	5.173405
10	3	81.8	8	1998.0	1530.0	5.734779
11	3	97.6	11	1172.0	1393.0	6.189673
12	1	69.6	9	-	-	6.671903
13	2	94.1	7	1138.0	-	7.526890
14	2	71.6	15	1325.0	-	7.857010
15	1	66.7	9	-	-	8.852269
16	2	54.0	19	1850.0	-	9.286901
17	2	88.8	5	1565.0	-	9.977352
18	2	59.3	13	1593.0	-	10.368202
19	1	96.6	17	-	-	11.356146
20	2	61.4	16	1024.0	-	11.861767

Burst #	# Pulses	Pulse Width (us)	Chirp (MHz)	Interval 1 to 2 (us)	Interval 2 to 3 (us)	Start time (s)
1	3	96.3	13	1730.0	1976.0	0.195426
2	3	50.5	8	1957.0	1700.0	1.570797
3	2	64.0	13	1721.0	-	2.601381
4	2	91.7	17	1684.0	-	3.560411

Table 33 - Long Sequence Waveform Trial#21 (Detected) 20MHz						
Burst #	# Pulses	Pulse Width (us)	Chirp (MHz)	Interval 1 to 2 (us)	Interval 2 to 3 (us)	Start time (s)
5	2	60.8	16	1649.0	-	4.928182
6	2	97.2	9	1394.0	-	6.323211
7	1	82.1	15	-	-	7.588928
8	3	52.3	7	1254.0	1522.0	8.165936
9	2	66.6	13	1017.0	-	9.161174
10	1	86.9	16	-	-	10.232437
11	1	93.3	10	-	-	11.218643

Table 34 - Long Sequence Waveform Trial#22 (Detected) 20MHz						
Burst #	# Pulses	Pulse Width (us)	Chirp (MHz)	Interval 1 to 2 (us)	Interval 2 to 3 (us)	Start time (s)
1	1	88.6	10	-	-	0.378006
2	3	69.1	19	1201.0	1721.0	0.977124
3	1	67.7	9	-	-	1.800615
4	2	51.6	13	1251.0	-	2.489032
5	1	91.9	19	-	-	3.543659
6	2	92.4	6	1483.0	-	4.102216
7	2	87.5	5	1424.0	-	5.427047
8	1	84.8	10	-	-	6.139819
9	2	54.6	19	1030.0	-	6.841716
10	2	91.0	7	1101.0	-	7.992292
11	2	96.7	14	1600.0	-	8.005787
12	3	59.3	13	1183.0	1816.0	8.878244
13	2	81.9	19	1724.0	-	9.859684
14	3	84.1	14	1327.0	1778.0	10.701574
15	2	74.9	17	1861.0	-	11.523913

Table 35 - Long Sequence Waveform Trial#23 (Detected) 20MHz						
Burst #	# Pulses	Pulse Width (us)	Chirp (MHz)	Interval 1 to 2 (us)	Interval 2 to 3 (us)	Start time (s)
1	2	55.4	18	1079.0	-	0.153930
2	2	52.9	9	1797.0	-	0.747142
3	2	54.6	12	1090.0	-	1.931407
4	2	54.9	7	1702.0	-	2.759218
5	2	57.5	8	1864.0	-	2.932928
6	2	94.8	11	1818.0	-	3.827194
7	1	78.1	7	-	-	4.365476
8	2	90.2	6	1175.0	-	5.362962
9	2	51.7	9	1518.0	-	6.250459
10	2	90.7	15	1731.0	-	6.922316
11	2	95.6	9	1191.0	-	7.317221
12	1	96.2	17	-	-	8.292475
13	2	95.8	18	1329.0	-	9.001711
14	2	53.4	17	1611.0	-	9.668265
15	2	71.2	18	1506.0	-	9.949207
16	1	89.2	10	-	-	10.802604
17	2	98.3	10	1514.0	-	11.338324

Table 36 - Long Sequence Waveform Trial#24 (Detected) 20MHz						
--	--	--	--	--	--	--

Burst #	# Pulses	Pulse Width (us)	Chirp (MHz)	Interval 1 to 2 (us)	Interval 2 to 3 (us)	Start time (s)
1	2	85.1	9	1613.0	-	0.151582
2	1	75.0	11	-	-	0.720283
3	3	74.4	17	1686.0	1076.0	1.970298
4	3	69.7	8	1598.0	1072.0	2.431590
5	1	92.4	14	-	-	2.890436
6	2	55.8	18	1312.0	-	3.989551
7	1	86.5	10	-	-	4.349724
8	2	67.8	14	1842.0	-	4.863235
9	3	67.0	16	1254.0	1498.0	5.769213
10	1	91.2	17	-	-	6.020992
11	3	81.0	6	1440.0	1231.0	6.852228
12	2	60.9	18	1264.0	-	7.607362
13	2	86.6	5	1233.0	-	8.657813
14	2	85.1	18	1220.0	-	9.070286
15	2	64.2	16	1262.0	-	9.701787
16	1	61.8	17	-	-	10.326521
17	2	79.4	14	1591.0	-	11.276778
18	2	61.8	12	1216.0	-	11.384922

Table 37 - Long Sequence Waveform Trial#25 (Detected) 20MHz

Burst #	# Pulses	Pulse Width (us)	Chirp (MHz)	Interval 1 to 2 (us)	Interval 2 to 3 (us)	Start time (s)
1	2	69.6	18	1167.0	-	0.215710
2	2	77.1	9	1747.0	-	0.935041
3	3	81.6	15	1791.0	1362.0	1.965487
4	3	58.4	10	1181.0	1201.0	2.378904
5	2	94.0	10	1366.0	-	3.503328
6	3	92.7	11	1099.0	1028.0	4.053150
7	2	52.8	16	1212.0	-	4.812100
8	1	50.8	8	-	-	5.505976
9	3	83.2	15	1335.0	1653.0	5.807865
10	2	68.4	5	1388.0	-	6.402506
11	3	55.7	7	1924.0	1700.0	7.332893
12	1	92.0	11	-	-	8.215045
13	2	98.0	16	1181.0	-	8.921016
14	2	57.7	17	1005.0	-	9.818251
15	3	51.8	14	1495.0	1122.0	10.316860
16	2	66.3	15	1307.0	-	11.180348
17	2	67.2	15	1482.0	-	11.299120

Table 38 - Long Sequence Waveform Trial#26 (Detected) 20MHz

Burst #	# Pulses	Pulse Width (us)	Chirp (MHz)	Interval 1 to 2 (us)	Interval 2 to 3 (us)	Start time (s)
1	3	58.1	6	1018.0	1001.0	0.425059
2	1	85.7	9	-	-	1.767903
3	2	62.0	19	1234.0	-	3.146303
4	1	57.4	18	-	-	4.773426
5	2	53.7	16	1581.0	-	6.661319
6	3	81.1	15	1269.0	1934.0	7.884227
7	1	93.5	6	-	-	9.400997
8	1	85.8	15	-	-	11.494540

Burst #	# Pulses	Pulse Width (us)	Chirp (MHz)	Interval 1 to 2 (us)	Interval 2 to 3 (us)	Start time (s)
1	2	63.8	12	1316.0	-	0.349754
2	2	53.7	18	1933.0	-	2.189408
3	2	58.2	17	1216.0	-	3.343410
4	2	58.1	12	1960.0	-	4.939096
5	3	90.0	16	1021.0	1257.0	6.229040
6	1	90.9	5	-	-	7.100732
7	2	84.5	9	1949.0	-	9.275733
8	2	70.8	19	1718.0	-	9.567348
9	2	67.9	9	1391.0	-	11.956829

Burst #	# Pulses	Pulse Width (us)	Chirp (MHz)	Interval 1 to 2 (us)	Interval 2 to 3 (us)	Start time (s)
1	2	84.4	19	1586.0	-	0.674285
2	1	84.1	15	-	-	2.567110
3	1	77.9	15	-	-	3.886212
4	2	86.0	18	1545.0	-	4.852733
5	2	73.4	10	1102.0	-	6.592942
6	1	75.5	11	-	-	6.726130
7	2	72.2	19	1897.0	-	9.291294
8	1	74.5	13	-	-	9.742472
9	3	96.6	12	1150.0	1746.0	11.940573

Burst #	# Pulses	Pulse Width (us)	Chirp (MHz)	Interval 1 to 2 (us)	Interval 2 to 3 (us)	Start time (s)
1	3	58.6	6	1265.0	1083.0	0.983773
2	3	62.6	10	1553.0	1270.0	2.212127
3	2	81.7	13	1169.0	-	2.701465
4	1	63.3	7	-	-	3.770554
5	1	76.7	19	-	-	5.451646
6	3	99.2	11	1969.0	1859.0	6.229072
7	2	59.5	15	1720.0	-	7.556650
8	1	58.2	12	-	-	8.426034
9	3	60.0	16	1128.0	1681.0	10.293514
10	1	99.8	11	-	-	11.938682

Burst #	# Pulses	Pulse Width (us)	Chirp (MHz)	Interval 1 to 2 (us)	Interval 2 to 3 (us)	Start time (s)
1	2	91.6	12	1302.0	-	0.389222
2	1	50.7	5	-	-	0.961074
3	3	87.4	18	1700.0	1089.0	1.341040
4	1	78.4	10	-	-	2.333300
5	3	90.4	10	1967.0	1788.0	2.527155
6	3	54.9	7	1207.0	1563.0	3.312519
7	3	83.8	19	1766.0	1203.0	3.914756
8	2	54.0	10	1571.0	-	4.996054
9	1	57.4	5	-	-	5.099631

Burst #	# Pulses	Pulse Width (us)	Chirp (MHz)	Interval 1 to 2 (us)	Interval 2 to 3 (us)	Start time (s)
10	3	59.1	8	1297.0	1990.0	5.906836
11	3	94.2	13	1639.0	1255.0	6.903355
12	2	78.7	18	1445.0	-	7.239584
13	1	54.6	19	-	-	7.934812
14	2	52.9	16	1756.0	-	8.380271
15	2	75.8	5	1428.0	-	8.912652
16	2	52.2	15	1304.0	-	9.535001
17	3	91.3	10	1950.0	1319.0	10.289376
18	1	88.0	17	-	-	10.955827
19	1	66.6	10	-	-	11.495327

Trial #	Pulses/Burst	Pulse Width (us)	PRI (us)	Detected	Fr (MHz) and level (dBm)	Burst Information
1	9	1.0	333.0	Yes	5557.0MHz, -64.0dBm	Hop sequence: 5359, 5322, 5644, 5513, 5458, 5270, 5435, 5407, 5654, 5714, 5561, 5572, 5676, 5465, 5533, 5697, 5433, 5342, 5702, 5487, 5480, 5351, 5724, 5499, 5542, 5557, 5500, 5431, 5712, 5691, 5692, 5436, 5312, 5252, 5390, 5537, 5448, 5347, 5290, 5647, 5656, 5470, 5385, 5699, 5716, 5483, 5635, 5488, 5375, 5688, 5370, 5356, 5366, 5384, 5305, 5679, 5258, 5336, 5519, 5353, 5361, 5715, 5400, 5373, 5282, 5580, 5607, 5304, 5723, 5289, 5380, 5646, 5307, 5263, 5626, 5492, 5571, 5425, 5526, 5713, 5291, 5602, 5421, 5581, 5629, 5344, 5303, 5575, 5341, 5698, 5348, 5610, 5432, 5568, 5651, 5296, 5276, 5328, 5379, 5634 (2 hits) (07/25/2013 09:42:43 AM)

Table 43 - FCC frequency hopping radar (Type 6) Results 20MHz						
Trial #	Pulses/ Burst	Pulse Width (us)	PRI (us)	Detected	Fr (MHz) and level (dBm)	Burst Information
2	9	1.0	333.0	Yes	5558.0MHz, -64.0dBm	Hop sequence: 5529, 5445, 5705, 5521, 5482, 5552, 5686, 5304, 5424, 5444, 5559, 5660, 5640, 5407, 5670, 5423, 5526, 5612, 5621, 5415, 5628, 5572, 5257, 5636, 5412, 5437, 5328, 5723, 5349, 5709, 5717, 5331, 5666, 5649, 5397, 5459, 5553, 5488, 5561, 5698, 5355, 5406, 5641, 5379, 5677, 5383, 5500, 5496, 5358, 5614, 5283, 5575, 5546, 5720, 5319, 5505, 5346, 5490, 5447, 5711, 5253, 5390, 5625, 5576, 5380, 5648, 5600, 5535, 5467, 5345, 5252, 5418, 5610, 5366, 5371, 5332, 5499, 5588, 5370, 5684, 5680, 5432, 5381, 5604, 5317, 5632, 5538, 5289, 5507, 5255, 5254, 5341, 5718, 5699, 5523, 5504, 5626, 5403, 5497, 5704 (3 hits) (07/25/2013 09:44:21 AM)
3	9	1.0	333.0	Yes	5542.0MHz, -64.0dBm	Hop sequence: 5512, 5269, 5322, 5504, 5678, 5497, 5510, 5457, 5459, 5440, 5501, 5670, 5381, 5458, 5391, 5259, 5285, 5352, 5686, 5469, 5645, 5454, 5607, 5452, 5406, 5475, 5535, 5265, 5687, 5693, 5658, 5287, 5257, 5694, 5631, 5724, 5403, 5641, 5518, 5663, 5386, 5306, 5616, 5447, 5441, 5679, 5294, 5349, 5555, 5637, 5462, 5491, 5684, 5351, 5593, 5301, 5400, 5323, 5716, 5303, 5393, 5428, 5327, 5369, 5388, 5605, 5304, 5354, 5318, 5456, 5576, 5415, 5333, 5461, 5375, 5466, 5473, 5276, 5336, 5305, 5634, 5263, 5495, 5420, 5398, 5588, 5453, 5622, 5379, 5309, 5478, 5481, 5353, 5308, 5431, 5516, 5341, 5608, 5520, 5591 (1 hits) (07/25/2013 09:45:35 AM)
4	9	1.0	333.0	Yes	5543.0MHz, -64.0dBm	Hop sequence: 5328, 5272, 5434, 5350, 5623, 5260, 5567, 5304, 5488, 5285, 5462, 5457, 5467, 5357, 5443, 5356, 5713, 5539, 5345, 5723, 5405, 5578, 5283, 5654, 5299, 5552, 5680, 5273, 5484, 5471, 5533, 5588, 5458, 5689, 5493, 5587, 5371, 5657, 5542, 5575, 5372, 5647, 5399, 5494, 5326, 5448, 5325, 5724, 5545, 5646, 5593, 5605, 5481,

Table 43 - FCC frequency hopping radar (Type 6) Results 20MHz						
Trial #	Pulses/ Burst	Pulse Width (us)	PRI (us)	Detected	Fr (MHz) and level (dBm)	Burst Information
						5460, 5282, 5361, 5461, 5543, 5391, 5569, 5302, 5720, 5254, 5369, 5644, 5714, 5293, 5253, 5677, 5358, 5708, 5261, 5669, 5469, 5415, 5572, 5312, 5288, 5517, 5396, 5701, 5627, 5385, 5705, 5548, 5354, 5668, 5279, 5456, 5573, 5426, 5514, 5607, 5523, 5591, 5374, 5300, 5596, 5508, 5662 (5 hits) (07/25/2013 09:47:50 AM)
5	9	1.0	333.0	Yes	5544.0MHz, -64.0dBm	Hop sequence: 5432, 5286, 5608, 5418, 5454, 5339, 5478, 5600, 5712, 5705, 5656, 5438, 5356, 5404, 5388, 5306, 5451, 5681, 5480, 5519, 5269, 5391, 5560, 5532, 5694, 5314, 5444, 5553, 5631, 5492, 5540, 5619, 5407, 5658, 5343, 5621, 5527, 5690, 5704, 5497, 5466, 5538, 5593, 5408, 5683, 5671, 5501, 5650, 5442, 5390, 5482, 5382, 5579, 5481, 5699, 5351, 5626, 5394, 5428, 5494, 5397, 5330, 5605, 5581, 5568, 5499, 5265, 5325, 5660, 5484, 5317, 5507, 5435, 5323, 5467, 5614, 5685, 5336, 5488, 5574, 5726, 5620, 5702, 5521, 5662, 5638, 5639, 5544, 5587, 5311, 5291, 5357, 5495, 5615, 5506, 5642, 5455, 5271, 5513, 5453 (2 hits) (07/25/2013 09:49:24 AM)
6	9	1.0	333.0	Yes	5545.0MHz, -64.0dBm	Hop sequence: 5466, 5651, 5632, 5548, 5399, 5655, 5692, 5630, 5459, 5388, 5608, 5555, 5479, 5371, 5656, 5390, 5612, 5256, 5374, 5633, 5343, 5683, 5607, 5313, 5596, 5626, 5588, 5562, 5415, 5508, 5725, 5576, 5681, 5639, 5421, 5511, 5386, 5579, 5463, 5662, 5286, 5717, 5723, 5483, 5706, 5486, 5448, 5673, 5292, 5494, 5430, 5549, 5435, 5341, 5525, 5393, 5566, 5572, 5565, 5425, 5500, 5546, 5398, 5481, 5272, 5281, 5512, 5433, 5524, 5284, 5722, 5427, 5553, 5439, 5394, 5530, 5319, 5484, 5710, 5408, 5506, 5578, 5623, 5320, 5285, 5327, 5432, 5600, 5461, 5715, 5283, 5255, 5501, 5622, 5467, 5603, 5402, 5684, 5645, 5329 (5 hits) (07/25/2013 09:50:26 AM)

Table 43 - FCC frequency hopping radar (Type 6) Results 20MHz						
Trial #	Pulses/ Burst	Pulse Width (us)	PRI (us)	Detected	Fr (MHz) and level (dBm)	Burst Information
7	9	1.0	333.0	Yes	5546.0MHz, -64.0dBm	Hop sequence: 5400, 5527, 5380, 5276, 5260, 5513, 5457, 5719, 5658, 5402, 5605, 5502, 5368, 5284, 5484, 5636, 5599, 5591, 5660, 5404, 5300, 5515, 5342, 5543, 5382, 5631, 5584, 5593, 5679, 5694, 5297, 5420, 5251, 5286, 5391, 5410, 5717, 5559, 5461, 5638, 5346, 5363, 5676, 5665, 5288, 5610, 5621, 5296, 5348, 5298, 5344, 5554, 5699, 5722, 5488, 5632, 5409, 5341, 5310, 5635, 5352, 5397, 5403, 5573, 5651, 5505, 5360, 5595, 5381, 5440, 5454, 5305, 5336, 5519, 5398, 5645, 5258, 5332, 5491, 5671, 5589, 5476, 5362, 5489, 5582, 5540, 5600, 5508, 5428, 5370, 5355, 5321, 5528, 5283, 5643, 5337, 5724, 5458, 5466, 5498 (2 hits) (07/25/2013 09:51:36 AM)
8	9	1.0	333.0	Yes	5547.0MHz, -64.0dBm	Hop sequence: 5431, 5331, 5256, 5468, 5320, 5688, 5393, 5301, 5417, 5610, 5560, 5295, 5434, 5516, 5427, 5601, 5599, 5343, 5529, 5558, 5722, 5518, 5418, 5640, 5605, 5651, 5285, 5584, 5314, 5568, 5708, 5409, 5278, 5477, 5606, 5365, 5508, 5696, 5612, 5592, 5674, 5574, 5716, 5615, 5310, 5465, 5625, 5689, 5454, 5663, 5662, 5430, 5582, 5412, 5594, 5456, 5478, 5263, 5303, 5378, 5521, 5707, 5381, 5274, 5266, 5411, 5537, 5675, 5408, 5438, 5455, 5317, 5723, 5496, 5513, 5336, 5661, 5546, 5673, 5265, 5632, 5589, 5649, 5276, 5429, 5534, 5347, 5583, 5433, 5501, 5469, 5407, 5474, 5580, 5512, 5375, 5461, 5300, 5539, 5628 (2 hits) (07/25/2013 09:52:29 AM)
9	9	1.0	333.0	Yes	5548.0MHz, -64.0dBm	Hop sequence: 5251, 5707, 5482, 5345, 5489, 5286, 5520, 5327, 5335, 5426, 5414, 5364, 5347, 5695, 5568, 5523, 5415, 5470, 5679, 5323, 5363, 5709, 5339, 5609, 5264, 5589, 5711, 5631, 5710, 5446, 5388, 5367, 5582, 5468, 5312, 5402, 5506, 5697, 5716, 5675, 5561, 5491, 5703, 5630, 5689, 5633, 5528, 5309, 5721, 5370, 5462, 5512, 5587,

Table 43 - FCC frequency hopping radar (Type 6) Results 20MHz						
Trial #	Pulses/ Burst	Pulse Width (us)	PRI (us)	Detected	Fr (MHz) and level (dBm)	Burst Information
						5271, 5334, 5378, 5644, 5270, 5424, 5274, 5391, 5524, 5665, 5433, 5377, 5694, 5448, 5262, 5409, 5431, 5326, 5356, 5336, 5517, 5602, 5315, 5614, 5283, 5278, 5496, 5344, 5418, 5688, 5396, 5452, 5691, 5407, 5618, 5567, 5722, 5586, 5530, 5461, 5294, 5669, 5538, 5295, 5466, 5714, 5557 (1 hits) (07/25/2013 09:54:04 AM)
10	9	1.0	333.0	Yes	5549.0MHz, -64.0dBm	Hop sequence: 5315, 5568, 5700, 5345, 5623, 5282, 5366, 5536, 5406, 5557, 5388, 5420, 5608, 5435, 5561, 5319, 5474, 5622, 5675, 5390, 5336, 5529, 5346, 5583, 5371, 5294, 5368, 5686, 5625, 5500, 5318, 5344, 5554, 5272, 5704, 5276, 5695, 5521, 5449, 5664, 5413, 5708, 5683, 5697, 5469, 5505, 5711, 5615, 5477, 5634, 5260, 5412, 5381, 5542, 5630, 5624, 5320, 5374, 5609, 5601, 5349, 5498, 5546, 5299, 5555, 5689, 5661, 5265, 5394, 5419, 5612, 5577, 5525, 5359, 5579, 5293, 5588, 5631, 5652, 5351, 5530, 5600, 5516, 5484, 5527, 5550, 5545, 5662, 5329, 5314, 5478, 5456, 5273, 5411, 5303, 5526, 5298, 5269, 5705, 5660 (7 hits) (07/25/2013 09:55:23 AM)
11	9	1.0	333.0	Yes	5550.0MHz, -64.0dBm	Hop sequence: 5675, 5550, 5623, 5311, 5381, 5347, 5535, 5665, 5391, 5559, 5635, 5324, 5483, 5628, 5672, 5469, 5393, 5486, 5378, 5534, 5634, 5458, 5502, 5362, 5252, 5388, 5289, 5631, 5676, 5720, 5548, 5607, 5354, 5532, 5494, 5336, 5700, 5258, 5610, 5361, 5431, 5319, 5678, 5409, 5691, 5366, 5489, 5259, 5376, 5464, 5327, 5255, 5723, 5465, 5331, 5563, 5453, 5476, 5475, 5561, 5485, 5316, 5580, 5462, 5422, 5539, 5416, 5284, 5717, 5666, 5262, 5504, 5620, 5576, 5498, 5501, 5640, 5423, 5484, 5558, 5722, 5632, 5392, 5300, 5254, 5567, 5575, 5503, 5439, 5402, 5341, 5493, 5599, 5564, 5367, 5471, 5261, 5537, 5525, 5365 (3 hits) (07/25/2013 09:56:20 AM)

Table 43 - FCC frequency hopping radar (Type 6) Results 20MHz						
Trial #	Pulses/ Burst	Pulse Width (us)	PRI (us)	Detected	Fr (MHz) and level (dBm)	Burst Information
12	9	1.0	333.0	Yes	5551.0MHz, -64.0dBm	Hop sequence: 5548, 5443, 5629, 5254, 5349, 5621, 5330, 5445, 5479, 5410, 5422, 5393, 5327, 5337, 5520, 5564, 5470, 5541, 5648, 5317, 5573, 5516, 5365, 5488, 5399, 5381, 5489, 5693, 5264, 5476, 5460, 5412, 5350, 5449, 5675, 5461, 5256, 5622, 5368, 5660, 5428, 5333, 5295, 5512, 5394, 5379, 5435, 5450, 5322, 5563, 5717, 5687, 5569, 5316, 5274, 5483, 5710, 5408, 5503, 5453, 5284, 5378, 5441, 5558, 5654, 5678, 5502, 5533, 5328, 5705, 5326, 5565, 5577, 5562, 5499, 5538, 5308, 5620, 5480, 5389, 5685, 5542, 5282, 5574, 5531, 5458, 5466, 5713, 5329, 5416, 5463, 5637, 5487, 5535, 5471, 5306, 5659, 5373, 5521, 5545 (4 hits) (07/25/2013 09:57:22 AM)
13	9	1.0	333.0	Yes	5552.0MHz, -64.0dBm	Hop sequence: 5596, 5624, 5359, 5692, 5425, 5495, 5561, 5518, 5284, 5628, 5537, 5522, 5533, 5356, 5307, 5418, 5462, 5355, 5676, 5588, 5626, 5467, 5465, 5325, 5428, 5564, 5673, 5333, 5669, 5402, 5321, 5280, 5610, 5512, 5283, 5256, 5430, 5575, 5369, 5585, 5644, 5657, 5634, 5603, 5423, 5618, 5420, 5582, 5371, 5367, 5589, 5415, 5414, 5693, 5341, 5598, 5643, 5432, 5304, 5631, 5699, 5337, 5396, 5716, 5510, 5526, 5490, 5392, 5395, 5443, 5602, 5687, 5353, 5654, 5450, 5619, 5709, 5271, 5550, 5580, 5584, 5593, 5536, 5314, 5714, 5378, 5672, 5269, 5592, 5409, 5375, 5445, 5500, 5419, 5360, 5332, 5348, 5516, 5707, 5566 (1 hits) (07/25/2013 09:58:26 AM)
14	9	1.0	333.0	Yes	5553.0MHz, -64.0dBm	Hop sequence: 5411, 5593, 5370, 5484, 5543, 5255, 5582, 5712, 5270, 5437, 5324, 5679, 5552, 5625, 5359, 5479, 5381, 5331, 5369, 5705, 5528, 5574, 5562, 5332, 5708, 5669, 5577, 5551, 5724, 5653, 5720, 5688, 5327, 5607, 5580, 5373, 5462, 5726, 5253, 5283, 5339, 5494, 5535, 5649, 5488, 5422, 5351, 5566, 5655, 5526, 5618, 5441, 5259,

Table 43 - FCC frequency hopping radar (Type 6) Results 20MHz						
Trial #	Pulses/ Burst	Pulse Width (us)	PRI (us)	Detected	Fr (MHz) and level (dBm)	Burst Information
						5611, 5356, 5586, 5412, 5285, 5677, 5350, 5409, 5564, 5719, 5252, 5301, 5439, 5592, 5573, 5455, 5475, 5473, 5640, 5382, 5403, 5563, 5343, 5485, 5695, 5416, 5656, 5438, 5445, 5377, 5616, 5398, 5683, 5536, 5345, 5550, 5287, 5626, 5672, 5396, 5310, 5466, 5294, 5534, 5367, 5509, 5261 (4 hits) (07/25/2013 09:59:57 AM)
15	9	1.0	333.0	Yes	5554.0MHz, -64.0dBm	Hop sequence: 5471, 5705, 5478, 5497, 5382, 5259, 5580, 5633, 5641, 5280, 5411, 5451, 5719, 5459, 5647, 5686, 5513, 5367, 5550, 5365, 5254, 5268, 5344, 5371, 5260, 5445, 5669, 5624, 5563, 5493, 5570, 5671, 5496, 5638, 5725, 5575, 5409, 5561, 5622, 5509, 5534, 5528, 5454, 5519, 5298, 5567, 5507, 5722, 5572, 5356, 5569, 5701, 5566, 5467, 5544, 5600, 5687, 5347, 5429, 5448, 5378, 5618, 5351, 5699, 5283, 5663, 5568, 5593, 5697, 5644, 5635, 5253, 5680, 5491, 5673, 5652, 5679, 5489, 5504, 5310, 5530, 5694, 5408, 5710, 5514, 5286, 5440, 5262, 5322, 5662, 5432, 5363, 5375, 5331, 5391, 5277, 5275, 5564, 5526, 5410 (2 hits) (07/25/2013 10:01:09 AM)
16	9	1.0	333.0	Yes	5555.0MHz, -64.0dBm	Hop sequence: 5388, 5515, 5670, 5423, 5665, 5380, 5666, 5675, 5501, 5437, 5625, 5600, 5390, 5400, 5592, 5301, 5705, 5412, 5419, 5688, 5673, 5704, 5581, 5298, 5340, 5404, 5484, 5572, 5470, 5511, 5643, 5663, 5430, 5292, 5698, 5275, 5312, 5289, 5355, 5313, 5709, 5509, 5349, 5576, 5357, 5339, 5468, 5418, 5481, 5281, 5601, 5306, 5421, 5260, 5387, 5396, 5315, 5584, 5450, 5502, 5342, 5503, 5558, 5559, 5358, 5461, 5613, 5638, 5445, 5495, 5651, 5668, 5310, 5491, 5302, 5529, 5550, 5532, 5725, 5657, 5621, 5493, 5366, 5646, 5452, 5561, 5534, 5316, 5467, 5652, 5259, 5299, 5588, 5683, 5659, 5707, 5395, 5489, 5640, 5719 (2 hits) (07/25/2013 10:02:23 AM)

Table 43 - FCC frequency hopping radar (Type 6) Results 20MHz						
Trial #	Pulses/ Burst	Pulse Width (us)	PRI (us)	Detected	Fr (MHz) and level (dBm)	Burst Information
17	9	1.0	333.0	Yes	5556.0MHz, -64.0dBm	Hop sequence: 5440, 5659, 5504, 5540, 5371, 5427, 5467, 5717, 5365, 5589, 5422, 5399, 5683, 5398, 5286, 5372, 5541, 5715, 5709, 5475, 5610, 5397, 5722, 5651, 5264, 5342, 5432, 5360, 5305, 5593, 5327, 5628, 5389, 5646, 5441, 5513, 5339, 5642, 5298, 5482, 5711, 5447, 5340, 5527, 5682, 5528, 5374, 5284, 5521, 5462, 5564, 5457, 5394, 5443, 5453, 5622, 5472, 5523, 5471, 5693, 5296, 5671, 5353, 5561, 5460, 5325, 5500, 5302, 5416, 5393, 5599, 5466, 5654, 5285, 5519, 5274, 5669, 5382, 5604, 5555, 5315, 5395, 5405, 5417, 5563, 5297, 5406, 5658, 5494, 5434, 5666, 5672, 5621, 5328, 5568, 5464, 5304, 5602, 5384, 5404 (1 hits) (07/25/2013 10:03:32 AM)
18	9	1.0	333.0	Yes	5557.0MHz, -64.0dBm	Hop sequence: 5312, 5707, 5602, 5624, 5396, 5485, 5358, 5582, 5644, 5444, 5451, 5515, 5630, 5547, 5506, 5452, 5691, 5415, 5698, 5693, 5326, 5629, 5556, 5565, 5677, 5635, 5356, 5676, 5469, 5521, 5268, 5446, 5305, 5538, 5636, 5709, 5710, 5723, 5706, 5659, 5361, 5697, 5530, 5303, 5420, 5460, 5690, 5713, 5459, 5477, 5692, 5462, 5471, 5670, 5400, 5657, 5433, 5625, 5307, 5432, 5257, 5308, 5382, 5616, 5500, 5695, 5722, 5528, 5473, 5510, 5310, 5384, 5458, 5354, 5682, 5263, 5457, 5337, 5343, 5407, 5436, 5418, 5700, 5505, 5699, 5461, 5269, 5491, 5503, 5264, 5696, 5627, 5541, 5291, 5681, 5686, 5272, 5663, 5379, 5661 (2 hits) (07/25/2013 10:04:50 AM)
19	9	1.0	333.0	Yes	5558.0MHz, -64.0dBm	Hop sequence: 5554, 5567, 5572, 5391, 5641, 5452, 5705, 5356, 5695, 5716, 5412, 5522, 5585, 5410, 5531, 5388, 5357, 5726, 5296, 5467, 5502, 5706, 5600, 5336, 5407, 5557, 5710, 5299, 5564, 5289, 5724, 5466, 5635, 5692, 5496, 5326, 5574, 5657, 5316, 5586, 5712, 5699, 5492, 5378, 5422, 5721, 5631, 5535, 5588, 5676, 5381, 5527, 5697,

Table 43 - FCC frequency hopping radar (Type 6) Results 20MHz						
Trial #	Pulses/ Burst	Pulse Width (us)	PRI (us)	Detected	Fr (MHz) and level (dBm)	Burst Information
						5462, 5359, 5396, 5379, 5489, 5537, 5416, 5470, 5671, 5679, 5532, 5447, 5485, 5578, 5334, 5682, 5644, 5616, 5723, 5475, 5619, 5523, 5487, 5413, 5690, 5420, 5431, 5603, 5607, 5435, 5314, 5642, 5553, 5342, 5458, 5565, 5582, 5301, 5587, 5402, 5529, 5333, 5499, 5463, 5512, 5258, 5374 (3 hits) (07/25/2013 10:05:52 AM)
20	9	1.0	333.0	Yes	5542.0MHz, -64.0dBm	Hop sequence: 5710, 5460, 5253, 5318, 5444, 5642, 5690, 5265, 5348, 5601, 5663, 5290, 5662, 5427, 5310, 5354, 5407, 5328, 5561, 5596, 5330, 5337, 5411, 5442, 5694, 5674, 5284, 5378, 5521, 5471, 5255, 5306, 5640, 5473, 5461, 5493, 5720, 5434, 5542, 5499, 5315, 5664, 5552, 5682, 5547, 5697, 5439, 5399, 5391, 5465, 5305, 5523, 5418, 5515, 5555, 5323, 5379, 5525, 5622, 5363, 5507, 5657, 5394, 5294, 5533, 5311, 5264, 5585, 5362, 5625, 5653, 5597, 5445, 5336, 5556, 5576, 5676, 5361, 5489, 5672, 5298, 5702, 5416, 5342, 5696, 5424, 5540, 5528, 5484, 5589, 5405, 5629, 5607, 5364, 5371, 5413, 5624, 5659, 5577, 5654 (5 hits) (07/25/2013 10:07:00 AM)
21	9	1.0	333.0	Yes	5543.0MHz, -64.0dBm	Hop sequence: 5288, 5705, 5610, 5671, 5496, 5420, 5616, 5279, 5533, 5707, 5694, 5559, 5703, 5369, 5480, 5274, 5507, 5373, 5498, 5494, 5618, 5406, 5391, 5370, 5466, 5545, 5394, 5704, 5688, 5585, 5340, 5452, 5296, 5291, 5622, 5361, 5474, 5271, 5447, 5539, 5722, 5442, 5299, 5367, 5464, 5477, 5635, 5506, 5540, 5580, 5319, 5455, 5325, 5415, 5543, 5658, 5715, 5417, 5375, 5449, 5405, 5322, 5581, 5397, 5701, 5619, 5625, 5526, 5576, 5350, 5416, 5371, 5328, 5718, 5272, 5336, 5699, 5402, 5463, 5623, 5627, 5357, 5633, 5473, 5379, 5330, 5398, 5696, 5714, 5678, 5620, 5641, 5567, 5596, 5492, 5670, 5553, 5351, 5334, 5652 (3 hits) (07/25/2013 10:08:07 AM)

Table 43 - FCC frequency hopping radar (Type 6) Results 20MHz						
Trial #	Pulses/ Burst	Pulse Width (us)	PRI (us)	Detected	Fr (MHz) and level (dBm)	Burst Information
22	9	1.0	333.0	Yes	5544.0MHz, -64.0dBm	Hop sequence: 5289, 5259, 5508, 5668, 5452, 5711, 5614, 5601, 5590, 5425, 5432, 5604, 5433, 5300, 5511, 5517, 5324, 5371, 5640, 5592, 5262, 5689, 5583, 5680, 5607, 5602, 5514, 5719, 5475, 5572, 5632, 5292, 5486, 5703, 5437, 5375, 5356, 5492, 5611, 5401, 5619, 5641, 5478, 5260, 5525, 5273, 5351, 5440, 5280, 5357, 5339, 5254, 5251, 5567, 5627, 5523, 5515, 5644, 5349, 5643, 5562, 5605, 5398, 5600, 5692, 5464, 5536, 5308, 5285, 5674, 5694, 5378, 5304, 5302, 5485, 5704, 5696, 5307, 5465, 5450, 5682, 5664, 5372, 5551, 5487, 5712, 5368, 5274, 5422, 5494, 5326, 5639, 5476, 5454, 5403, 5269, 5309, 5566, 5625, 5524 (1 hits) (07/25/2013 10:09:09 AM)
23	9	1.0	333.0	Yes	5545.0MHz, -64.0dBm	Hop sequence: 5545, 5308, 5488, 5694, 5292, 5354, 5617, 5379, 5450, 5521, 5582, 5478, 5504, 5303, 5554, 5429, 5369, 5302, 5289, 5598, 5420, 5523, 5647, 5635, 5501, 5601, 5571, 5389, 5678, 5274, 5664, 5414, 5552, 5569, 5454, 5299, 5709, 5660, 5329, 5696, 5634, 5722, 5363, 5587, 5705, 5511, 5336, 5314, 5706, 5365, 5373, 5475, 5690, 5527, 5347, 5507, 5610, 5476, 5309, 5400, 5498, 5714, 5540, 5605, 5466, 5442, 5620, 5575, 5353, 5506, 5406, 5340, 5426, 5546, 5559, 5287, 5463, 5294, 5386, 5543, 5629, 5599, 5441, 5502, 5468, 5503, 5597, 5258, 5443, 5630, 5530, 5614, 5608, 5669, 5375, 5640, 5595, 5723, 5520, 5509 (5 hits) (07/25/2013 10:10:24 AM)
24	9	1.0	333.0	Yes	5546.0MHz, -64.0dBm	Hop sequence: 5492, 5647, 5529, 5449, 5690, 5424, 5689, 5713, 5259, 5421, 5559, 5341, 5352, 5616, 5311, 5711, 5540, 5634, 5309, 5397, 5294, 5398, 5630, 5465, 5565, 5368, 5436, 5454, 5483, 5558, 5394, 5646, 5262, 5595, 5599, 5476, 5640, 5716, 5600, 5570, 5281, 5455, 5312, 5395, 5722, 5326, 5695, 5354, 5363, 5433, 5432, 5513, 5497,

Table 43 - FCC frequency hopping radar (Type 6) Results 20MHz						
Trial #	Pulses/ Burst	Pulse Width (us)	PRI (us)	Detected	Fr (MHz) and level (dBm)	Burst Information
						5525, 5254, 5673, 5470, 5607, 5514, 5403, 5720, 5523, 5466, 5379, 5605, 5297, 5426, 5588, 5611, 5328, 5522, 5463, 5555, 5443, 5656, 5266, 5631, 5322, 5318, 5388, 5536, 5263, 5484, 5365, 5557, 5482, 5410, 5415, 5643, 5564, 5578, 5277, 5675, 5601, 5251, 5594, 5406, 5687, 5510, 5628 (3 hits) (07/25/2013 10:11:36 AM)
25	9	1.0	333.0	Yes	5547.0MHz, -64.0dBm	Hop sequence: 5665, 5552, 5679, 5576, 5620, 5718, 5265, 5584, 5255, 5451, 5355, 5593, 5256, 5387, 5413, 5650, 5691, 5300, 5606, 5323, 5631, 5454, 5612, 5406, 5530, 5533, 5518, 5670, 5448, 5528, 5633, 5685, 5369, 5422, 5657, 5340, 5361, 5408, 5251, 5280, 5668, 5474, 5519, 5377, 5494, 5257, 5663, 5565, 5334, 5559, 5645, 5421, 5556, 5320, 5333, 5473, 5624, 5499, 5356, 5720, 5380, 5467, 5253, 5632, 5588, 5263, 5450, 5687, 5646, 5551, 5301, 5719, 5468, 5564, 5381, 5527, 5447, 5621, 5407, 5617, 5504, 5721, 5681, 5354, 5724, 5308, 5602, 5658, 5648, 5348, 5342, 5289, 5298, 5604, 5444, 5319, 5453, 5365, 5503, 5579 (3 hits) (07/25/2013 10:12:46 AM)
26	9	1.0	333.0	Yes	5548.0MHz, -64.0dBm	Hop sequence: 5726, 5549, 5681, 5400, 5627, 5324, 5250, 5670, 5290, 5257, 5315, 5541, 5429, 5407, 5449, 5676, 5369, 5423, 5311, 5470, 5507, 5408, 5304, 5715, 5617, 5275, 5344, 5427, 5420, 5602, 5678, 5588, 5639, 5335, 5457, 5689, 5469, 5465, 5500, 5361, 5487, 5419, 5433, 5403, 5653, 5548, 5485, 5352, 5553, 5299, 5687, 5376, 5694, 5701, 5421, 5384, 5613, 5666, 5332, 5381, 5580, 5584, 5306, 5368, 5378, 5649, 5313, 5451, 5359, 5274, 5634, 5714, 5496, 5655, 5453, 5285, 5279, 5478, 5665, 5341, 5269, 5722, 5593, 5293, 5414, 5682, 5555, 5552, 5688, 5585, 5302, 5554, 5586, 5641, 5517, 5371, 5565, 5707, 5625, 5604 (6 hits) (07/25/2013 10:14:07 AM)

Table 43 - FCC frequency hopping radar (Type 6) Results 20MHz						
Trial #	Pulses/ Burst	Pulse Width (us)	PRI (us)	Detected	Fr (MHz) and level (dBm)	Burst Information
27	9	1.0	333.0	Yes	5549.0MHz, -64.0dBm	Hop sequence: 5293, 5472, 5354, 5405, 5629, 5297, 5555, 5703, 5501, 5489, 5336, 5660, 5648, 5521, 5715, 5584, 5452, 5401, 5347, 5643, 5569, 5283, 5388, 5274, 5557, 5258, 5573, 5535, 5271, 5510, 5508, 5253, 5597, 5426, 5255, 5589, 5298, 5564, 5583, 5341, 5470, 5591, 5286, 5252, 5632, 5551, 5322, 5302, 5304, 5606, 5345, 5611, 5697, 5683, 5349, 5473, 5486, 5261, 5421, 5608, 5494, 5374, 5509, 5392, 5391, 5400, 5369, 5444, 5704, 5343, 5668, 5518, 5352, 5616, 5627, 5714, 5451, 5586, 5720, 5613, 5409, 5614, 5546, 5671, 5251, 5433, 5674, 5323, 5718, 5440, 5665, 5441, 5588, 5706, 5390, 5499, 5460, 5689, 5393, 5435 (4 hits) (07/25/2013 10:15:46 AM)
28	9	1.0	333.0	Yes	5550.0MHz, -64.0dBm	Hop sequence: 5251, 5527, 5518, 5517, 5368, 5678, 5573, 5288, 5622, 5705, 5687, 5693, 5374, 5307, 5388, 5377, 5391, 5664, 5372, 5269, 5642, 5318, 5725, 5273, 5295, 5492, 5382, 5272, 5294, 5480, 5567, 5406, 5579, 5399, 5359, 5665, 5252, 5271, 5669, 5557, 5513, 5526, 5380, 5260, 5395, 5599, 5592, 5609, 5312, 5464, 5522, 5699, 5315, 5606, 5461, 5612, 5625, 5257, 5458, 5589, 5542, 5605, 5440, 5615, 5672, 5386, 5264, 5350, 5415, 5653, 5457, 5493, 5390, 5624, 5442, 5411, 5381, 5280, 5659, 5568, 5261, 5565, 5256, 5608, 5576, 5675, 5445, 5365, 5371, 5447, 5423, 5474, 5356, 5287, 5536, 5633, 5370, 5409, 5487, 5650 (2 hits) (07/25/2013 10:17:24 AM)
29	9	1.0	333.0	Yes	5551.0MHz, -64.0dBm	Hop sequence: 5603, 5631, 5665, 5557, 5565, 5384, 5688, 5542, 5459, 5630, 5450, 5356, 5702, 5608, 5400, 5300, 5540, 5451, 5512, 5493, 5275, 5509, 5503, 5658, 5571, 5568, 5419, 5457, 5689, 5637, 5462, 5266, 5416, 5329, 5346, 5429, 5279, 5316, 5426, 5408, 5441, 5544, 5322, 5378, 5591, 5348, 5359, 5722, 5254, 5397, 5474, 5340, 5686,

Table 43 - FCC frequency hopping radar (Type 6) Results 20MHz						
Trial #	Pulses/ Burst	Pulse Width (us)	PRI (us)	Detected	Fr (MHz) and level (dBm)	Burst Information
						5524, 5304, 5677, 5449, 5638, 5256, 5606, 5621, 5697, 5709, 5556, 5548, 5601, 5610, 5619, 5715, 5553, 5502, 5696, 5538, 5596, 5497, 5301, 5660, 5663, 5534, 5714, 5501, 5366, 5420, 5605, 5629, 5522, 5260, 5670, 5252, 5456, 5338, 5607, 5262, 5649, 5530, 5399, 5465, 5478, 5363, 5683 (6 hits) (07/25/2013 10:21:16 AM)
30	9	1.0	333.0	Yes	5552.0MHz, -64.0dBm	Hop sequence: 5352, 5591, 5292, 5357, 5721, 5660, 5541, 5723, 5397, 5452, 5694, 5725, 5681, 5703, 5359, 5367, 5657, 5429, 5557, 5344, 5547, 5567, 5552, 5340, 5341, 5296, 5491, 5459, 5553, 5499, 5481, 5424, 5521, 5722, 5676, 5648, 5446, 5280, 5706, 5300, 5616, 5529, 5509, 5347, 5274, 5539, 5463, 5590, 5409, 5666, 5382, 5604, 5630, 5454, 5451, 5430, 5464, 5411, 5393, 5273, 5639, 5658, 5583, 5313, 5420, 5533, 5474, 5256, 5668, 5257, 5477, 5318, 5418, 5265, 5426, 5619, 5343, 5671, 5611, 5419, 5621, 5392, 5269, 5327, 5663, 5538, 5337, 5259, 5349, 5447, 5433, 5637, 5325, 5275, 5493, 5487, 5333, 5423, 5406, 5528 (4 hits) (07/25/2013 10:22:25 AM)
31	9	1.0	333.0	Yes	5553.0MHz, -64.0dBm	Hop sequence: 5386, 5705, 5306, 5313, 5715, 5500, 5654, 5511, 5319, 5698, 5641, 5622, 5714, 5504, 5699, 5721, 5300, 5583, 5378, 5676, 5545, 5628, 5569, 5304, 5528, 5452, 5474, 5591, 5363, 5693, 5520, 5564, 5501, 5288, 5645, 5465, 5691, 5256, 5415, 5384, 5581, 5534, 5578, 5672, 5587, 5468, 5681, 5388, 5466, 5292, 5565, 5449, 5461, 5434, 5531, 5291, 5701, 5704, 5708, 5535, 5307, 5623, 5507, 5359, 5423, 5626, 5659, 5588, 5562, 5712, 5567, 5286, 5272, 5559, 5510, 5604, 5649, 5337, 5296, 5560, 5252, 5568, 5375, 5457, 5361, 5630, 5718, 5514, 5344, 5341, 5573, 5397, 5541, 5348, 5556, 5402, 5662, 5371, 5282, 5420 (2 hits) (07/25/2013 10:23:42 AM)

Table 43 - FCC frequency hopping radar (Type 6) Results 20MHz						
Trial #	Pulses/ Burst	Pulse Width (us)	PRI (us)	Detected	Fr (MHz) and level (dBm)	Burst Information
32	9	1.0	333.0	Yes	5554.0MHz, -64.0dBm	Hop sequence: 5704, 5422, 5493, 5282, 5607, 5289, 5423, 5601, 5625, 5397, 5655, 5632, 5316, 5436, 5312, 5716, 5500, 5369, 5507, 5454, 5621, 5276, 5319, 5434, 5472, 5348, 5571, 5265, 5446, 5505, 5474, 5388, 5464, 5604, 5492, 5266, 5307, 5469, 5542, 5491, 5538, 5646, 5356, 5663, 5675, 5713, 5341, 5662, 5251, 5336, 5313, 5566, 5303, 5352, 5544, 5459, 5382, 5309, 5301, 5709, 5287, 5406, 5424, 5671, 5275, 5610, 5355, 5334, 5280, 5256, 5498, 5618, 5605, 5549, 5724, 5490, 5654, 5421, 5480, 5371, 5683, 5668, 5409, 5600, 5373, 5701, 5380, 5466, 5688, 5298, 5584, 5262, 5589, 5637, 5322, 5669, 5451, 5455, 5292, 5645 (3 hits) (07/25/2013 10:25:44 AM)
33	9	1.0	333.0	Yes	5555.0MHz, -64.0dBm	Hop sequence: 5690, 5339, 5561, 5397, 5263, 5655, 5563, 5587, 5346, 5315, 5696, 5553, 5270, 5372, 5660, 5573, 5300, 5412, 5502, 5431, 5419, 5526, 5451, 5496, 5571, 5705, 5384, 5708, 5354, 5517, 5407, 5395, 5508, 5703, 5621, 5607, 5295, 5287, 5268, 5723, 5376, 5442, 5572, 5256, 5641, 5498, 5454, 5405, 5277, 5323, 5679, 5402, 5613, 5320, 5704, 5593, 5610, 5512, 5722, 5261, 5322, 5670, 5285, 5717, 5551, 5626, 5596, 5497, 5326, 5350, 5388, 5428, 5447, 5511, 5480, 5576, 5638, 5598, 5581, 5478, 5401, 5721, 5633, 5604, 5681, 5547, 5665, 5452, 5534, 5319, 5662, 5396, 5267, 5487, 5332, 5477, 5370, 5437, 5316, 5580 (3 hits) (07/25/2013 10:27:00 AM)
34	9	1.0	333.0	Yes	5556.0MHz, -64.0dBm	Hop sequence: 5514, 5534, 5695, 5641, 5712, 5581, 5351, 5568, 5328, 5644, 5520, 5680, 5452, 5339, 5715, 5446, 5527, 5332, 5664, 5406, 5269, 5656, 5484, 5667, 5725, 5596, 5561, 5392, 5342, 5538, 5383, 5323, 5367, 5326, 5423, 5290, 5694, 5369, 5257, 5679, 5489, 5726, 5382, 5262, 5282, 5305, 5312, 5540, 5501, 5286, 5673, 5477, 5582,

Table 43 - FCC frequency hopping radar (Type 6) Results 20MHz						
Trial #	Pulses/ Burst	Pulse Width (us)	PRI (us)	Detected	Fr (MHz) and level (dBm)	Burst Information
						5278, 5254, 5260, 5535, 5608, 5515, 5622, 5645, 5566, 5723, 5414, 5552, 5626, 5371, 5599, 5483, 5602, 5676, 5297, 5586, 5291, 5610, 5606, 5578, 5488, 5704, 5565, 5429, 5421, 5353, 5479, 5453, 5619, 5441, 5718, 5653, 5422, 5497, 5309, 5455, 5509, 5445, 5381, 5467, 5420, 5251, 5719 (1 hits) (07/25/2013 10:28:09 AM)

Radiated Test Method

Table 44 - Summary of All Results Station_20MHz_Radiated				
Waveform Name	Pd (%)	Pd Required (%)	Number of Trials	Status
FCC Short Pulse Radar (Type 1)	80.0 %	60.0 %	30	PASSED
FCC Short Pulse Radar (Type 2)	100.0 %	60.0 %	30	PASSED
FCC Short Pulse Radar (Type 3)	100.0 %	60.0 %	30	PASSED
FCC Short Pulse Radar (Type 4)	100.0 %	60.0 %	30	PASSED
Aggregate of Pulse Types 1 thru 4	95.0 %	80.0(%)	120	PASSED
Long Sequence	100.0 %	80.0 %	30	PASSED
FCC frequency hopping radar (Type 6)	100.0 %	70.0 %	34	PASSED

July 26, 2013

Table 45 - FCC Short Pulse Radar (Type 1) Results Station_20MHz_Radiated						
Trial #	Pulses/Burst	Pulse Width (us)	PRI (us)	Detected	Fr (MHz) and level (dBm)	Burst Information
1	18	1.0	1428.0	Yes	5555.0MHz, -64.0dBm	Single burst (07/26/2013 02:00:00 PM)
2	18	1.0	1428.0	No	5550.0MHz, -64.0dBm	Single burst (07/26/2013 02:01:17 PM)
3	18	1.0	1428.0	Yes	5545.0MHz, -64.0dBm	Single burst (07/26/2013 02:01:29 PM)
4	18	1.0	1428.0	Yes	5555.0MHz, -64.0dBm	Single burst (07/26/2013 02:03:00 PM)
5	18	1.0	1428.0	Yes	5550.0MHz, -64.0dBm	Single burst (07/26/2013 02:04:21 PM)
6	18	1.0	1428.0	Yes	5545.0MHz, -64.0dBm	Single burst (07/26/2013 02:06:31 PM)
7	18	1.0	1428.0	Yes	5555.0MHz, -64.0dBm	Single burst (07/26/2013 02:07:46 PM)
8	18	1.0	1428.0	Yes	5550.0MHz, -64.0dBm	Single burst (07/26/2013 02:09:29 PM)
9	18	1.0	1428.0	Yes	5545.0MHz, -64.0dBm	Single burst (07/26/2013 02:10:54 PM)
10	18	1.0	1428.0	Yes	5555.0MHz, -64.0dBm	Single burst (07/26/2013 02:13:37 PM)
11	18	1.0	1428.0	No	5550.0MHz, -64.0dBm	Single burst (07/26/2013 02:15:05 PM)
12	18	1.0	1428.0	Yes	5545.0MHz, -64.0dBm	Single burst (07/26/2013 02:15:28 PM)
13	18	1.0	1428.0	Yes	5555.0MHz, -64.0dBm	Single burst (07/26/2013 02:16:55 PM)
14	18	1.0	1428.0	No	5550.0MHz, -64.0dBm	Single burst (07/26/2013 02:18:15 PM)
15	18	1.0	1428.0	Yes	5545.0MHz, -64.0dBm	Single burst (07/26/2013 02:18:35 PM)
16	18	1.0	1428.0	Yes	5555.0MHz, -64.0dBm	Single burst (07/26/2013 02:20:32 PM)
17	18	1.0	1428.0	Yes	5550.0MHz, -64.0dBm	Single burst (07/26/2013 02:21:42 PM)
18	18	1.0	1428.0	Yes	5545.0MHz, -64.0dBm	Single burst (07/26/2013 02:22:54 PM)
19	18	1.0	1428.0	Yes	5555.0MHz, -64.0dBm	Single burst (07/26/2013 02:24:12 PM)

Table 45 - FCC Short Pulse Radar (Type 1) Results Station_20MHz_Radiated						
Trial #	Pulses/ Burst	Pulse Width (us)	PRI (us)	Detected	Fr (MHz) and level (dBm)	Burst Information
20	18	1.0	1428.0	Yes	5550.0MHz, -64.0dBm	Single burst (07/26/2013 02:27:21 PM)
21	18	1.0	1428.0	Yes	5545.0MHz, -64.0dBm	Single burst (07/26/2013 02:30:55 PM)
22	18	1.0	1428.0	No	5555.0MHz, -64.0dBm	Single burst (07/26/2013 02:32:00 PM)
23	18	1.0	1428.0	Yes	5550.0MHz, -64.0dBm	Single burst (07/26/2013 02:32:10 PM)
24	18	1.0	1428.0	No	5545.0MHz, -64.0dBm	Single burst (07/26/2013 02:33:20 PM)
25	18	1.0	1428.0	No	5555.0MHz, -64.0dBm	Single burst (07/26/2013 02:33:34 PM)
26	18	1.0	1428.0	Yes	5550.0MHz, -64.0dBm	Single burst (07/26/2013 02:34:11 PM)
27	18	1.0	1428.0	Yes	5545.0MHz, -64.0dBm	Single burst (07/26/2013 02:35:48 PM)
28	18	1.0	1428.0	Yes	5555.0MHz, -64.0dBm	Single burst (07/26/2013 02:37:35 PM)
29	18	1.0	1428.0	Yes	5550.0MHz, -64.0dBm	Single burst (07/26/2013 02:38:39 PM)
30	18	1.0	1428.0	Yes	5545.0MHz, -64.0dBm	Single burst (07/26/2013 02:39:47 PM)

July 30, 2013

Table 46 - FCC Short Pulse Radar (Type 2) Results Station_20MHz_Radiated						
Trial #	Pulses/ Burst	Pulse Width (us)	PRI (us)	Detected	Fr (MHz) and level (dBm)	Burst Information
1	27	1.3	182.0	Yes	5550.0MHz, -63.0dBm	Single burst (07/30/2013 03:31:41 PM)
2	28	1.9	188.0	Yes	5545.0MHz, -63.0dBm	Single burst (07/30/2013 03:33:14 PM)
3	26	4.7	200.0	Yes	5555.0MHz, -63.0dBm	Single burst (07/30/2013 03:34:38 PM)
4	26	2.1	220.0	Yes	5550.0MHz, -63.0dBm	Single burst (07/30/2013 03:41:59 PM)
5	25	2.9	201.0	Yes	5545.0MHz, -63.0dBm	Single burst (07/30/2013 03:43:32 PM)
6	28	2.2	217.0	Yes	5555.0MHz, -63.0dBm	Single burst (07/30/2013 03:46:38 PM)
7	28	2.7	205.0	Yes	5550.0MHz, -63.0dBm	Single burst (07/30/2013 03:48:13 PM)
8	24	3.9	228.0	Yes	5545.0MHz, -63.0dBm	Single burst (07/30/2013 03:49:43 PM)
9	28	2.5	179.0	Yes	5555.0MHz, -63.0dBm	Single burst (07/30/2013 03:51:34 PM)
10	27	2.4	165.0	Yes	5550.0MHz, -63.0dBm	Single burst (07/30/2013 03:53:36 PM)
11	28	4.9	183.0	Yes	5545.0MHz, -63.0dBm	Single burst (07/30/2013 04:00:31 PM)
12	29	1.0	159.0	Yes	5555.0MHz, -63.0dBm	Single burst (07/30/2013 04:02:03 PM)

Table 46 - FCC Short Pulse Radar (Type 2) Results Station_20MHz_Radiated						
Trial #	Pulses/ Burst	Pulse Width (us)	PRI (us)	Detected	Fr (MHz) and level (dBm)	Burst Information
13	27	3.6	213.0	Yes	5550.0MHz, -63.0dBm	Single burst (07/30/2013 04:09:24 PM)
14	29	4.1	224.0	Yes	5545.0MHz, -63.0dBm	Single burst (07/30/2013 04:13:23 PM)
15	24	3.6	164.0	Yes	5555.0MHz, -63.0dBm	Single burst (07/30/2013 04:15:12 PM)
16	26	1.3	183.0	Yes	5550.0MHz, -63.0dBm	Single burst (07/30/2013 04:16:49 PM)
17	26	1.2	216.0	Yes	5545.0MHz, -63.0dBm	Single burst (07/30/2013 04:18:05 PM)
18	28	2.4	193.0	Yes	5555.0MHz, -63.0dBm	Single burst (07/30/2013 04:18:50 PM)
19	28	3.5	204.0	Yes	5550.0MHz, -63.0dBm	Single burst (07/30/2013 04:19:59 PM)
20	27	4.6	227.0	Yes	5545.0MHz, -63.0dBm	Single burst (07/30/2013 04:21:21 PM)
21	25	4.0	211.0	Yes	5555.0MHz, -63.0dBm	Single burst (07/30/2013 04:22:37 PM)
22	24	2.0	183.0	Yes	5550.0MHz, -63.0dBm	Single burst (07/30/2013 04:23:36 PM)
23	25	4.7	214.0	Yes	5545.0MHz, -63.0dBm	Single burst (07/30/2013 04:24:56 PM)
24	27	1.7	219.0	Yes	5555.0MHz, -63.0dBm	Single burst (07/30/2013 04:26:24 PM)
25	29	2.1	150.0	Yes	5550.0MHz, -63.0dBm	Single burst (07/30/2013 04:27:45 PM)
26	28	2.7	156.0	Yes	5545.0MHz, -63.0dBm	Single burst (07/30/2013 04:29:15 PM)
27	26	3.7	209.0	Yes	5555.0MHz, -63.0dBm	Single burst (07/30/2013 04:30:35 PM)
28	24	4.4	170.0	Yes	5550.0MHz, -63.0dBm	Single burst (07/30/2013 04:31:50 PM)
29	26	4.7	217.0	Yes	5545.0MHz, -63.0dBm	Single burst (07/30/2013 04:32:54 PM)
30	29	1.7	211.0	Yes	5555.0MHz, -63.0dBm	Single burst (07/30/2013 04:34:18 PM)

July 30, 31, 2013

Table 47 - FCC Short Pulse Radar (Type 3) Results Station_20MHz_Radiated						
Trial #	Pulses/ Burst	Pulse Width (us)	PRI (us)	Detected	Fr (MHz) and level (dBm)	Burst Information
1	16	8.4	277.0	Yes	5550.0MHz, -63.0dBm	Single burst (07/30/2013 04:50:43 PM)
2	17	9.0	297.0	Yes	5545.0MHz, -63.0dBm	Single burst (07/30/2013 04:51:50 PM)
3	16	8.6	468.0	Yes	5555.0MHz, -63.0dBm	Single burst (07/30/2013 04:53:00 PM)
4	17	7.6	337.0	Yes	5550.0MHz, -63.0dBm	Single burst (07/30/2013 04:54:36 PM)
5	18	6.9	385.0	Yes	5545.0MHz, -63.0dBm	Single burst (07/30/2013 04:55:43 PM)

Table 47 - FCC Short Pulse Radar (Type 3) Results Station_20MHz_Radiated						
Trial #	Pulses/ Burst	Pulse Width (us)	PRI (us)	Detected	Fr (MHz) and level (dBm)	Burst Information
6	17	7.3	488.0	Yes	5555.0MHz, -63.0dBm	Single burst (07/30/2013 04:56:56 PM)
7	17	9.5	261.0	Yes	5550.0MHz, -63.0dBm	Single burst (07/30/2013 04:58:09 PM)
8	17	9.4	411.0	Yes	5545.0MHz, -63.0dBm	Single burst (07/30/2013 04:59:29 PM)
9	17	7.5	354.0	Yes	5555.0MHz, -63.0dBm	Single burst (07/30/2013 05:00:25 PM)
10	16	8.2	254.0	Yes	5550.0MHz, -63.0dBm	Single burst (07/30/2013 05:01:58 PM)
11	17	6.6	444.0	Yes	5545.0MHz, -63.0dBm	Single burst (07/31/2013 08:03:48 AM)
12	17	9.2	473.0	Yes	5555.0MHz, -63.0dBm	Single burst (07/31/2013 08:04:52 AM)
13	17	8.3	328.0	Yes	5550.0MHz, -63.0dBm	Single burst (07/31/2013 08:05:57 AM)
14	16	8.4	221.0	Yes	5545.0MHz, -63.0dBm	Single burst (07/31/2013 08:07:05 AM)
15	18	6.5	400.0	Yes	5555.0MHz, -63.0dBm	Single burst (07/31/2013 08:08:32 AM)
16	16	9.1	320.0	Yes	5550.0MHz, -63.0dBm	Single burst (07/31/2013 08:09:48 AM)
17	18	9.8	384.0	Yes	5545.0MHz, -63.0dBm	Single burst (07/31/2013 08:11:06 AM)
18	18	7.4	302.0	Yes	5555.0MHz, -63.0dBm	Single burst (07/31/2013 08:11:23 AM)
19	18	6.4	420.0	Yes	5550.0MHz, -63.0dBm	Single burst (07/31/2013 08:12:44 AM)
20	17	8.4	223.0	Yes	5545.0MHz, -63.0dBm	Single burst (07/31/2013 08:14:01 AM)
21	17	9.0	437.0	Yes	5555.0MHz, -63.0dBm	Single burst (07/31/2013 08:15:15 AM)
22	17	7.0	347.0	Yes	5550.0MHz, -63.0dBm	Single burst (07/31/2013 08:16:22 AM)
23	18	6.3	454.0	Yes	5545.0MHz, -63.0dBm	Single burst (07/31/2013 08:19:07 AM)
24	17	6.6	211.0	Yes	5555.0MHz, -63.0dBm	Single burst (07/31/2013 08:20:41 AM)
25	17	6.3	273.0	Yes	5550.0MHz, -63.0dBm	Single burst (07/31/2013 08:22:11 AM)
26	17	9.9	420.0	Yes	5545.0MHz, -63.0dBm	Single burst (07/31/2013 08:23:57 AM)
27	17	6.8	352.0	Yes	5555.0MHz, -63.0dBm	Single burst (07/31/2013 08:25:25 AM)
28	16	8.2	457.0	Yes	5550.0MHz, -63.0dBm	Single burst (07/31/2013 08:26:34 AM)
29	16	7.9	354.0	Yes	5545.0MHz, -63.0dBm	Single burst (07/31/2013 08:28:29 AM)
30	17	9.9	205.0	Yes	5555.0MHz, -63.0dBm	Single burst (07/31/2013 08:29:18 AM)

July 26, 2013

Table 48 - FCC Short Pulse Radar (Type 4) Results Station_20MHz_Radiated						
Trial #	Pulses/ Burst	Pulse Width (us)	PRI (us)	Detected	Fr (MHz) and level (dBm)	Burst Information
1	13	12.5	238.0	Yes	5550.0MHz, -64.0dBm	Single burst (07/26/2013 02:44:36 PM)
2	13	12.4	370.0	Yes	5545.0MHz, -64.0dBm	Single burst (07/26/2013 02:46:33 PM)
3	13	18.8	287.0	Yes	5555.0MHz, -64.0dBm	Single burst (07/26/2013 02:47:49 PM)
4	15	15.4	369.0	Yes	5550.0MHz, -64.0dBm	Single burst (07/26/2013 02:49:07 PM)
5	14	14.8	417.0	Yes	5545.0MHz, -64.0dBm	Single burst (07/26/2013 02:51:01 PM)
6	14	16.8	268.0	Yes	5555.0MHz, -64.0dBm	Single burst (07/26/2013 02:54:41 PM)
7	14	15.2	392.0	Yes	5550.0MHz, -64.0dBm	Single burst (07/26/2013 02:56:02 PM)
8	13	17.6	386.0	Yes	5545.0MHz, -64.0dBm	Single burst (07/26/2013 02:57:17 PM)
9	15	11.8	206.0	Yes	5555.0MHz, -64.0dBm	Single burst (07/26/2013 02:58:38 PM)
10	15	15.1	386.0	Yes	5550.0MHz, -64.0dBm	Single burst (07/26/2013 02:59:39 PM)
11	16	12.8	460.0	Yes	5545.0MHz, -64.0dBm	Single burst (07/26/2013 03:01:01 PM)
12	15	19.4	316.0	Yes	5555.0MHz, -64.0dBm	Single burst (07/26/2013 03:02:01 PM)
13	13	13.0	461.0	Yes	5550.0MHz, -64.0dBm	Single burst (07/26/2013 03:03:15 PM)
14	13	15.5	380.0	Yes	5545.0MHz, -64.0dBm	Single burst (07/26/2013 03:04:49 PM)
15	14	16.6	246.0	Yes	5555.0MHz, -64.0dBm	Single burst (07/26/2013 03:05:45 PM)
16	16	12.9	421.0	Yes	5550.0MHz, -64.0dBm	Single burst (07/26/2013 03:07:02 PM)
17	14	18.7	326.0	Yes	5545.0MHz, -64.0dBm	Single burst (07/26/2013 03:07:40 PM)
18	16	16.4	269.0	Yes	5555.0MHz, -64.0dBm	Single burst (07/26/2013 03:08:47 PM)
19	14	17.8	402.0	Yes	5550.0MHz, -64.0dBm	Single burst (07/26/2013 03:10:13 PM)
20	13	18.9	244.0	Yes	5545.0MHz, -64.0dBm	Single burst (07/26/2013 03:11:51 PM)
21	16	17.2	439.0	Yes	5555.0MHz, -64.0dBm	Single burst (07/26/2013 03:13:30 PM)
22	14	12.0	323.0	Yes	5550.0MHz, -64.0dBm	Single burst (07/26/2013 03:16:09 PM)
23	14	19.5	444.0	Yes	5545.0MHz, -64.0dBm	Single burst (07/26/2013 03:17:33 PM)
24	14	14.1	201.0	Yes	5555.0MHz, -64.0dBm	Single burst (07/26/2013 03:18:58 PM)
25	16	15.1	286.0	Yes	5550.0MHz, -64.0dBm	Single burst (07/26/2013 03:20:11 PM)
26	14	16.5	418.0	Yes	5545.0MHz, -64.0dBm	Single burst (07/26/2013 03:21:33 PM)
27	13	17.1	427.0	Yes	5555.0MHz,	Single burst (07/26/2013 03:22:47 PM)

Table 48 - FCC Short Pulse Radar (Type 4) Results Station_20MHz_Radiated						
Trial #	Pulses/ Burst	Pulse Width (us)	PRI (us)	Detected	Fr (MHz) and level (dBm)	Burst Information
					-64.0dBm	PM)
28	13	11.3	437.0	Yes	5550.0MHz, -64.0dBm	Single burst (07/26/2013 03:24:33 PM)
29	12	14.6	254.0	Yes	5545.0MHz, -64.0dBm	Single burst (07/26/2013 03:26:40 PM)
30	13	12.9	317.0	Yes	5555.0MHz, -64.0dBm	Single burst (07/26/2013 03:27:48 PM)

July 31, 2013

Table 49 - Long Sequence Waveform Summary Station_20MHz_Radiated		
Long Sequence Trial	Result	Radar Frequency / Amplitude
Trial #1	Detected	5550.0MHz, -63.0dBm
Trial #2	Detected	5545.0MHz, -63.0dBm
Trial #3	Detected	5555.0MHz, -63.0dBm
Trial #4	Detected	5550.0MHz, -63.0dBm
Trial #5	Detected	5545.0MHz, -63.0dBm
Trial #6	Detected	5555.0MHz, -63.0dBm
Trial #7	Detected	5550.0MHz, -63.0dBm
Trial #8	Detected	5545.0MHz, -63.0dBm
Trial #9	Detected	5555.0MHz, -63.0dBm
Trial #10	Detected	5550.0MHz, -63.0dBm
Trial #11	Detected	5545.0MHz, -63.0dBm
Trial #12	Detected	5555.0MHz, -63.0dBm
Trial #13	Detected	5550.0MHz, -63.0dBm
Trial #14	Detected	5545.0MHz, -63.0dBm
Trial #15	Detected	5555.0MHz, -63.0dBm
Trial #16	Detected	5550.0MHz, -63.0dBm
Trial #17	Detected	5545.0MHz, -63.0dBm
Trial #18	Detected	5555.0MHz, -63.0dBm
Trial #19	Detected	5550.0MHz, -63.0dBm
Trial #20	Detected	5545.0MHz, -63.0dBm
Trial #21	Detected	5555.0MHz,

Table 49 - Long Sequence Waveform Summary Station_20MHz_Radiated		
Long Sequence Trial	Result	Radar Frequency / Amplitude
		-63.0dBm
Trial #22	Detected	5550.0MHz, -63.0dBm
Trial #23	Detected	5545.0MHz, -63.0dBm
Trial #24	Detected	5555.0MHz, -63.0dBm
Trial #25	Detected	5550.0MHz, -63.0dBm
Trial #26	Detected	5545.0MHz, -63.0dBm
Trial #27	Detected	5555.0MHz, -63.0dBm
Trial #28	Detected	5550.0MHz, -63.0dBm
Trial #29	Detected	5545.0MHz, -63.0dBm
Trial #30	Detected	5555.0MHz, -63.0dBm

Table 50 - Long Sequence Waveform Trial#1 (Detected) Station_20MHz_Radiated						
Burst #	# Pulses	Pulse Width (us)	Chirp (MHz)	Interval 1 to 2 (us)	Interval 2 to 3 (us)	Start time (s)
1	1	74.2	8	-	-	0.427314
2	2	77.2	18	1004.0	-	1.068048
3	2	73.9	6	1757.0	-	1.817414
4	2	97.6	6	1029.0	-	3.145107
5	2	91.3	15	1965.0	-	3.201640
6	2	54.1	10	1671.0	-	4.674597
7	3	57.1	17	1638.0	1364.0	5.449552
8	2	65.9	7	1052.0	-	5.750032
9	2	83.5	14	1286.0	-	6.498377
10	3	97.5	16	1275.0	1869.0	7.837994
11	2	52.8	16	1834.0	-	8.028139
12	3	81.3	12	1108.0	1633.0	9.344361
13	2	59.9	6	1592.0	-	9.891312
14	1	80.3	18	-	-	11.046971
15	1	79.4	9	-	-	11.255641

Table 51 - Long Sequence Waveform Trial#2 (Detected) Station_20MHz_Radiated						
Burst #	# Pulses	Pulse Width (us)	Chirp (MHz)	Interval 1 to 2 (us)	Interval 2 to 3 (us)	Start time (s)
1	2	86.4	8	1033.0	-	0.884579
2	2	91.4	7	1696.0	-	1.524097
3	3	57.6	16	1838.0	1870.0	4.480346
4	1	79.2	8	-	-	4.538724
5	2	75.8	9	1349.0	-	6.753303
6	2	50.2	16	1184.0	-	8.138463
7	1	96.8	5	-	-	9.598156
8	3	92.8	16	1437.0	1529.0	10.912117

Burst #	# Pulses	Pulse Width (us)	Chirp (MHz)	Interval 1 to 2 (us)	Interval 2 to 3 (us)	Start time (s)
1	2	73.6	10	1304.0	-	0.926690
2	3	53.4	5	1300.0	1710.0	1.483222
3	2	58.1	14	1184.0	-	2.771741
4	1	98.4	13	-	-	3.666021
5	2	69.7	18	1933.0	-	4.885515
6	3	77.5	6	1294.0	1269.0	6.079921
7	1	96.8	9	-	-	6.673691
8	3	97.6	15	1562.0	1091.0	8.070419
9	3	95.4	10	1031.0	1294.0	9.168472
10	3	91.5	17	1262.0	1837.0	9.991388
11	2	77.2	12	1432.0	-	11.978976

Burst #	# Pulses	Pulse Width (us)	Chirp (MHz)	Interval 1 to 2 (us)	Interval 2 to 3 (us)	Start time (s)
1	3	70.0	13	1255.0	1271.0	0.603973
2	2	92.4	13	1058.0	-	1.709987
3	2	78.7	9	1196.0	-	1.959983
4	2	84.8	17	1281.0	-	3.077971
5	3	64.8	18	1239.0	1583.0	3.681813
6	2	84.9	16	1595.0	-	4.436365
7	1	98.7	18	-	-	5.952527
8	1	64.8	16	-	-	6.742525
9	2	99.8	6	1697.0	-	6.908427
10	3	95.5	12	1197.0	1419.0	8.545145
11	2	59.3	18	1937.0	-	9.265531
12	2	93.3	14	1232.0	-	10.067516
13	1	52.6	20	-	-	10.821533
14	2	67.6	19	1586.0	-	11.272859

Burst #	# Pulses	Pulse Width (us)	Chirp (MHz)	Interval 1 to 2 (us)	Interval 2 to 3 (us)	Start time (s)
1	2	73.4	16	1346.0	-	0.404649
2	1	78.3	17	-	-	1.166193
3	1	96.0	15	-	-	2.484492
4	3	95.7	18	1654.0	1859.0	4.230632
5	2	51.8	17	1193.0	-	5.085537
6	2	90.8	14	1346.0	-	5.541271
7	2	98.5	15	1905.0	-	6.626042
8	2	95.9	20	1704.0	-	8.437845
9	3	95.4	18	1935.0	1979.0	8.967874
10	3	63.0	12	1426.0	1418.0	10.434027
11	1	72.5	17	-	-	11.348611

Burst #	# Pulses	Pulse Width (us)	Chirp (MHz)	Interval 1 to 2 (us)	Interval 2 to 3 (us)	Start time (s)
1	2	75.0	13	1182.0	-	0.414135

Burst #	# Pulses	Pulse Width (us)	Chirp (MHz)	Interval 1 to 2 (us)	Interval 2 to 3 (us)	Start time (s)
2	1	89.9	7	-	-	0.997534
3	2	62.6	13	1663.0	-	1.298568
4	2	56.4	14	1838.0	-	2.381403
5	2	92.7	19	1425.0	-	2.766501
6	2	61.6	14	1745.0	-	3.227675
7	3	71.1	18	1229.0	1242.0	3.745508
8	3	63.2	8	1789.0	1401.0	4.418733
9	3	86.9	9	1997.0	1618.0	5.290436
10	2	62.7	7	1122.0	-	5.777489
11	1	74.8	16	-	-	6.371731
12	2	98.4	5	1189.0	-	6.808026
13	1	79.4	19	-	-	7.501025
14	1	99.3	16	-	-	7.870382
15	2	90.5	19	1405.0	-	8.444900
16	2	93.4	10	1733.0	-	9.508177
17	3	55.1	11	1871.0	1791.0	9.884715
18	3	67.3	20	1878.0	1542.0	10.604184
19	1	89.6	8	-	-	10.814169
20	2	67.3	6	1123.0	-	11.739240

Burst #	# Pulses	Pulse Width (us)	Chirp (MHz)	Interval 1 to 2 (us)	Interval 2 to 3 (us)	Start time (s)
1	3	65.0	14	1794.0	1413.0	0.352696
2	1	60.5	7	-	-	1.643128
3	1	90.4	20	-	-	3.750092
4	3	88.3	15	1645.0	1746.0	5.321720
5	2	91.7	20	1697.0	-	6.019693
6	2	57.4	12	1202.0	-	6.756250
7	2	90.8	7	1415.0	-	8.226755
8	3	67.1	11	1967.0	1036.0	10.132418
9	3	54.8	18	1454.0	1330.0	10.734161

Burst #	# Pulses	Pulse Width (us)	Chirp (MHz)	Interval 1 to 2 (us)	Interval 2 to 3 (us)	Start time (s)
1	2	61.2	7	1360.0	-	0.401938
2	2	82.6	14	1910.0	-	0.892390
3	2	98.3	19	1264.0	-	1.710223
4	2	93.0	12	1698.0	-	2.812547
5	3	65.2	8	1538.0	1917.0	3.505865
6	1	74.9	16	-	-	4.227793
7	1	89.1	6	-	-	4.631793
8	2	52.6	16	1899.0	-	4.995754
9	3	91.6	14	1001.0	1153.0	6.230544
10	2	98.8	8	1915.0	-	7.054780
11	2	89.7	9	1453.0	-	7.289403
12	1	82.6	14	-	-	7.868319
13	1	72.6	18	-	-	8.494168
14	2	54.5	9	1353.0	-	9.504932

Burst #	# Pulses	Pulse Width (us)	Chirp (MHz)	Interval 1 to 2 (us)	Interval 2 to 3 (us)	Start time (s)
15	2	99.0	7	1446.0	-	10.047687
16	2	67.7	16	1970.0	-	11.174634
17	3	74.7	14	1715.0	1342.0	11.832703

Burst #	# Pulses	Pulse Width (us)	Chirp (MHz)	Interval 1 to 2 (us)	Interval 2 to 3 (us)	Start time (s)
1	3	85.1	13	1794.0	1923.0	0.156568
2	2	86.9	10	1096.0	-	1.354252
3	2	87.4	10	1589.0	-	2.466933
4	3	54.7	16	1012.0	1196.0	3.237587
5	2	92.2	8	1586.0	-	3.973105
6	3	55.1	9	1242.0	1337.0	4.362652
7	1	52.8	13	-	-	5.448279
8	3	97.1	7	1568.0	1952.0	6.282924
9	2	69.3	6	1657.0	-	7.389640
10	3	56.6	18	1066.0	1368.0	8.249496
11	2	63.5	19	1792.0	-	8.663822
12	2	55.0	12	1950.0	-	9.556929
13	2	59.5	6	1668.0	-	10.945620
14	2	78.0	19	1275.0	-	11.319995

Burst #	# Pulses	Pulse Width (us)	Chirp (MHz)	Interval 1 to 2 (us)	Interval 2 to 3 (us)	Start time (s)
1	2	82.0	10	1233.0	-	1.082154
2	1	55.3	16	-	-	1.444998
3	1	87.5	19	-	-	2.886120
4	2	55.9	17	1201.0	-	4.106310
5	2	92.1	18	1233.0	-	5.272904
6	2	68.4	20	1757.0	-	6.430785
7	2	97.6	17	1391.0	-	7.200116
8	3	73.7	7	1243.0	1412.0	8.452169
9	2	83.5	5	1161.0	-	9.282404
10	2	62.5	19	1848.0	-	10.360505
11	2	82.3	11	1131.0	-	11.847450

Burst #	# Pulses	Pulse Width (us)	Chirp (MHz)	Interval 1 to 2 (us)	Interval 2 to 3 (us)	Start time (s)
1	2	75.1	14	1366.0	-	0.073066
2	2	61.0	17	1840.0	-	1.833614
3	3	86.6	15	1686.0	1563.0	2.345077
4	3	99.4	16	1882.0	1080.0	3.488519
5	1	70.4	8	-	-	3.717058
6	1	95.1	6	-	-	5.190273
7	1	99.9	17	-	-	5.622175
8	2	97.0	14	1118.0	-	7.272498
9	3	79.1	19	1954.0	1738.0	7.901367

Burst #	# Pulses	Pulse Width (us)	Chirp (MHz)	Interval 1 to 2 (us)	Interval 2 to 3 (us)	Start time (s)
10	3	61.6	13	1053.0	1108.0	8.480432
11	1	84.1	14	-	-	9.816055
12	1	92.0	15	-	-	10.561965
13	2	82.0	6	1421.0	-	11.143427

Burst #	# Pulses	Pulse Width (us)	Chirp (MHz)	Interval 1 to 2 (us)	Interval 2 to 3 (us)	Start time (s)
1	3	58.2	8	1933.0	1180.0	0.033711
2	2	71.9	11	1280.0	-	1.232734
3	3	89.2	16	1059.0	1176.0	2.426446
4	3	55.8	19	1136.0	1977.0	3.665136
5	1	59.2	8	-	-	4.543136
6	1	60.1	19	-	-	6.218741
7	2	79.8	12	1361.0	-	6.729562
8	1	58.2	8	-	-	8.316720
9	2	54.0	9	1453.0	-	9.508333
10	2	73.2	20	1618.0	-	10.407742
11	2	79.4	8	1319.0	-	10.916156

Burst #	# Pulses	Pulse Width (us)	Chirp (MHz)	Interval 1 to 2 (us)	Interval 2 to 3 (us)	Start time (s)
1	2	88.1	13	1821.0	-	0.076171
2	3	60.3	10	1652.0	1469.0	1.419157
3	2	61.7	9	1277.0	-	3.151487
4	3	52.3	5	1705.0	1072.0	5.028281
5	1	85.3	13	-	-	6.192546
6	2	56.5	9	1242.0	-	7.017741
7	3	89.3	9	1277.0	1644.0	9.022847
8	2	62.8	15	1995.0	-	10.172112
9	1	55.9	16	-	-	10.906553

Burst #	# Pulses	Pulse Width (us)	Chirp (MHz)	Interval 1 to 2 (us)	Interval 2 to 3 (us)	Start time (s)
1	1	58.5	7	-	-	0.385724
2	2	90.1	14	1954.0	-	0.863046
3	2	61.6	16	1505.0	-	1.953143
4	1	81.5	18	-	-	2.920046
5	2	54.1	6	1122.0	-	3.920943
6	1	72.1	11	-	-	4.686649
7	2	70.4	9	1401.0	-	5.488150
8	2	87.1	13	1955.0	-	6.120093
9	2	57.7	18	1823.0	-	6.649518
10	2	58.9	13	1129.0	-	7.328401
11	3	52.9	11	1605.0	1772.0	8.677671
12	3	79.7	10	1788.0	1573.0	9.457475
13	1	63.4	11	-	-	10.337421

Table 63 - Long Sequence Waveform Trial#14 (Detected) Station_20MHz_Radiated						
Burst #	# Pulses	Pulse Width (us)	Chirp (MHz)	Interval 1 to 2 (us)	Interval 2 to 3 (us)	Start time (s)
14	2	78.6	15	1792.0	-	11.181972
15	2	87.0	5	1457.0	-	11.500786

Table 64 - Long Sequence Waveform Trial#15 (Detected) Station_20MHz_Radiated						
Burst #	# Pulses	Pulse Width (us)	Chirp (MHz)	Interval 1 to 2 (us)	Interval 2 to 3 (us)	Start time (s)
1	2	61.9	8	1872.0	-	0.436033
2	2	51.1	18	1434.0	-	1.188380
3	2	98.8	16	1919.0	-	1.797991
4	1	51.3	8	-	-	2.019387
5	3	83.2	8	1145.0	1360.0	2.927185
6	2	55.1	6	1325.0	-	3.614209
7	3	84.6	17	1117.0	1951.0	3.912811
8	3	90.7	12	1673.0	1753.0	4.455041
9	3	67.0	6	1499.0	1365.0	5.605494
10	2	65.3	17	1023.0	-	5.937324
11	1	97.6	20	-	-	6.874266
12	2	60.9	7	1412.0	-	7.325257
13	3	53.1	16	1626.0	1107.0	7.793758
14	2	77.7	13	1058.0	-	8.699421
15	1	64.0	16	-	-	9.333690
16	2	75.8	11	1773.0	-	9.758855
17	2	63.3	7	1573.0	-	10.508554
18	1	80.2	9	-	-	10.994561
19	1	79.5	8	-	-	11.783535

Table 65 - Long Sequence Waveform Trial#16 (Detected) Station_20MHz_Radiated						
Burst #	# Pulses	Pulse Width (us)	Chirp (MHz)	Interval 1 to 2 (us)	Interval 2 to 3 (us)	Start time (s)
1	1	62.3	17	-	-	0.681176
2	1	98.1	19	-	-	0.946215
3	1	53.8	9	-	-	2.126528
4	2	54.5	8	1310.0	-	2.653861
5	2	58.2	7	1908.0	-	3.670246
6	2	73.9	12	1243.0	-	3.784186
7	2	78.9	10	1955.0	-	4.785846
8	2	75.9	16	1547.0	-	5.808634
9	3	78.2	7	1442.0	1355.0	6.249701
10	3	85.8	17	1513.0	1591.0	6.868380
11	2	58.9	10	1527.0	-	8.019829
12	2	70.2	14	1702.0	-	8.574623
13	2	78.5	16	1061.0	-	9.465930
14	1	96.1	16	-	-	9.886569
15	2	55.4	15	1710.0	-	11.173489
16	1	77.6	7	-	-	11.905527

Table 66 - Long Sequence Waveform Trial#17 (Detected) Station_20MHz_Radiated						
Burst #	# Pulses	Pulse Width (us)	Chirp (MHz)	Interval 1 to 2 (us)	Interval 2 to 3 (us)	Start time (s)

Burst #	# Pulses	Pulse Width (us)	Chirp (MHz)	Interval 1 to 2 (us)	Interval 2 to 3 (us)	Start time (s)
1	2	77.4	10	1067.0	-	0.857267
2	1	53.2	18	-	-	1.322453
3	1	89.5	11	-	-	2.007538
4	2	63.0	5	1414.0	-	3.360947
5	2	53.1	12	1596.0	-	4.540181
6	1	70.4	17	-	-	5.314862
7	3	89.1	17	1393.0	1988.0	6.626775
8	2	99.2	8	1371.0	-	7.087166
9	2	87.9	8	1580.0	-	8.431162
10	2	79.6	16	1746.0	-	9.739768
11	2	53.7	8	1274.0	-	10.238151
12	2	96.7	10	1377.0	-	11.185480

Burst #	# Pulses	Pulse Width (us)	Chirp (MHz)	Interval 1 to 2 (us)	Interval 2 to 3 (us)	Start time (s)
1	3	97.8	7	1852.0	1390.0	0.329154
2	1	60.6	6	-	-	1.588016
3	2	54.3	14	1241.0	-	1.811045
4	1	99.3	8	-	-	2.446726
5	2	70.0	6	1347.0	-	3.983920
6	2	73.2	8	1523.0	-	4.073035
7	2	76.0	11	1679.0	-	5.013632
8	3	71.4	17	1427.0	1160.0	5.990749
9	2	64.9	16	1082.0	-	6.486064
10	1	56.6	16	-	-	7.240447
11	2	67.7	13	1465.0	-	8.231531
12	2	72.4	9	1423.0	-	9.355683
13	2	84.7	20	1245.0	-	9.972019
14	2	59.1	12	1775.0	-	10.878345
15	2	75.5	11	1003.0	-	11.877434

Burst #	# Pulses	Pulse Width (us)	Chirp (MHz)	Interval 1 to 2 (us)	Interval 2 to 3 (us)	Start time (s)
1	2	92.5	9	1233.0	-	0.405759
2	2	70.6	17	1809.0	-	1.001523
3	2	61.6	9	1143.0	-	1.378253
4	1	59.9	7	-	-	2.027447
5	2	62.9	14	1448.0	-	3.051321
6	1	93.3	14	-	-	3.216411
7	2	58.9	18	1509.0	-	3.988964
8	2	50.4	7	1239.0	-	4.462407
9	2	76.6	5	1003.0	-	5.577031
10	3	69.4	16	1333.0	1918.0	6.291151
11	3	72.6	15	1511.0	1793.0	6.924284
12	3	80.4	9	1953.0	1999.0	6.987352
13	2	96.2	8	1716.0	-	7.992897
14	1	54.9	19	-	-	8.477400
15	2	50.5	7	1576.0	-	9.035780

Table 68 - Long Sequence Waveform Trial#19 (Detected) Station_20MHz_Radiated

Burst #	# Pulses	Pulse Width (us)	Chirp (MHz)	Interval 1 to 2 (us)	Interval 2 to 3 (us)	Start time (s)
16	1	72.9	13	-	-	10.044155
17	1	66.3	12	-	-	10.215123
18	1	69.1	12	-	-	10.818791
19	1	78.1	9	-	-	11.419674

Table 69 - Long Sequence Waveform Trial#20 (Detected) Station_20MHz_Radiated

Burst #	# Pulses	Pulse Width (us)	Chirp (MHz)	Interval 1 to 2 (us)	Interval 2 to 3 (us)	Start time (s)
1	3	68.1	14	1719.0	1129.0	0.642155
2	2	76.9	6	1717.0	-	1.401844
3	2	93.8	6	1955.0	-	2.188177
4	2	64.2	18	1911.0	-	4.305168
5	3	93.8	10	1543.0	1147.0	4.988607
6	2	92.6	8	1395.0	-	6.048154
7	2	74.9	18	1148.0	-	7.048627
8	1	76.0	9	-	-	7.881137
9	1	82.9	18	-	-	8.791432
10	1	58.7	12	-	-	10.774070
11	2	73.6	8	1978.0	-	11.533654

Table 70 - Long Sequence Waveform Trial#21 (Detected) Station_20MHz_Radiated

Burst #	# Pulses	Pulse Width (us)	Chirp (MHz)	Interval 1 to 2 (us)	Interval 2 to 3 (us)	Start time (s)
1	2	81.0	12	1313.0	-	0.091439
2	2	55.1	6	1683.0	-	1.808113
3	3	51.7	14	1802.0	1925.0	2.936659
4	2	52.4	18	1280.0	-	5.271922
5	2	67.8	17	1636.0	-	5.681103
6	2	82.3	13	1367.0	-	6.796191
7	2	51.3	7	1241.0	-	9.152776
8	3	71.4	12	1314.0	1773.0	10.053911
9	1	53.3	11	-	-	11.493219

Table 71 - Long Sequence Waveform Trial#22 (Detected) Station_20MHz_Radiated

Burst #	# Pulses	Pulse Width (us)	Chirp (MHz)	Interval 1 to 2 (us)	Interval 2 to 3 (us)	Start time (s)
1	3	68.2	15	1190.0	1394.0	0.455542
2	1	93.2	9	-	-	1.442999
3	2	66.6	11	1282.0	-	1.945825
4	2	55.9	13	1592.0	-	2.523258
5	3	88.6	17	1218.0	1587.0	3.313287
6	2	66.3	19	1568.0	-	3.827600
7	2	51.3	19	1186.0	-	5.126598
8	2	87.1	13	1997.0	-	5.799909
9	1	57.8	9	-	-	6.503173
10	2	90.6	11	1130.0	-	7.101870
11	2	77.6	13	1485.0	-	7.934167
12	3	56.6	15	1714.0	1875.0	8.410212
13	1	51.4	11	-	-	9.365782

Table 71 - Long Sequence Waveform Trial#22 (Detected) Station_20MHz_Radiated						
Burst #	# Pulses	Pulse Width (us)	Chirp (MHz)	Interval 1 to 2 (us)	Interval 2 to 3 (us)	Start time (s)
14	3	85.0	19	1570.0	1082.0	10.116219
15	2	57.7	14	1964.0	-	10.784692
16	1	74.0	13	-	-	11.489090

Table 72 - Long Sequence Waveform Trial#23 (Detected) Station_20MHz_Radiated						
Burst #	# Pulses	Pulse Width (us)	Chirp (MHz)	Interval 1 to 2 (us)	Interval 2 to 3 (us)	Start time (s)
1	2	72.8	19	1348.0	-	0.128361
2	2	98.3	12	1922.0	-	1.128852
3	2	62.3	9	1916.0	-	1.444883
4	1	58.7	11	-	-	2.160096
5	2	82.9	6	1528.0	-	2.993585
6	2	77.6	20	1377.0	-	3.762796
7	2	72.7	14	1219.0	-	3.841257
8	2	98.6	13	1044.0	-	4.619369
9	1	75.5	8	-	-	5.131390
10	1	88.0	16	-	-	5.729837
11	2	97.1	14	1106.0	-	6.389034
12	3	86.0	18	1972.0	1791.0	7.200807
13	1	59.8	20	-	-	7.764111
14	3	63.5	14	1878.0	1596.0	8.365620
15	1	65.9	11	-	-	8.980568
16	2	60.6	6	1447.0	-	9.482689
17	1	87.2	16	-	-	10.717041
18	2	58.0	15	1363.0	-	11.139541
19	2	64.2	14	1653.0	-	11.899399

Table 73 - Long Sequence Waveform Trial#24 (Detected) Station_20MHz_Radiated						
Burst #	# Pulses	Pulse Width (us)	Chirp (MHz)	Interval 1 to 2 (us)	Interval 2 to 3 (us)	Start time (s)
1	2	76.1	10	1837.0	-	0.829695
2	3	50.8	9	1834.0	1582.0	1.176713
3	2	91.6	8	1354.0	-	2.882336
4	3	55.5	6	1184.0	1268.0	3.041744
5	1	53.7	15	-	-	4.012076
6	2	70.8	7	1438.0	-	5.660678
7	1	93.8	7	-	-	6.704774
8	2	52.2	17	1607.0	-	7.305768
9	2	55.5	9	1641.0	-	8.885284
10	1	52.4	11	-	-	9.401250
11	2	58.6	6	1988.0	-	10.813453
12	1	63.7	18	-	-	11.479588

Table 74 - Long Sequence Waveform Trial#25 (Detected) Station_20MHz_Radiated						
Burst #	# Pulses	Pulse Width (us)	Chirp (MHz)	Interval 1 to 2 (us)	Interval 2 to 3 (us)	Start time (s)
1	3	73.1	17	1429.0	1302.0	0.476199
2	3	77.6	10	1092.0	1709.0	1.814351
3	3	80.7	19	1769.0	1855.0	2.196420

Table 74 - Long Sequence Waveform Trial#25 (Detected) Station_20MHz_Radiated

Burst #	# Pulses	Pulse Width (us)	Chirp (MHz)	Interval 1 to 2 (us)	Interval 2 to 3 (us)	Start time (s)
4	2	91.9	18	1144.0	-	3.579592
5	2	93.9	6	1037.0	-	4.761144
6	2	57.4	18	1617.0	-	6.172771
7	3	62.9	13	1382.0	1747.0	7.437754
8	2	58.5	6	1003.0	-	8.346711
9	2	64.8	12	1304.0	-	8.805052
10	3	50.0	17	1715.0	1142.0	9.929723
11	2	76.2	11	1181.0	-	11.714291

Table 75 - Long Sequence Waveform Trial#26 (Detected) Station_20MHz_Radiated

Burst #	# Pulses	Pulse Width (us)	Chirp (MHz)	Interval 1 to 2 (us)	Interval 2 to 3 (us)	Start time (s)
1	3	85.1	19	1069.0	1518.0	0.940914
2	2	67.3	8	1076.0	-	2.470576
3	2	95.0	12	1947.0	-	3.885813
4	3	60.2	17	1730.0	1312.0	4.310929
5	2	86.6	11	1117.0	-	5.729098
6	2	88.9	18	1601.0	-	6.865918
7	3	57.6	9	1128.0	1044.0	8.390765
8	2	51.8	11	1420.0	-	10.452008
9	3	54.8	8	1214.0	1912.0	11.868193

Table 76 - Long Sequence Waveform Trial#27 (Detected) Station_20MHz_Radiated

Burst #	# Pulses	Pulse Width (us)	Chirp (MHz)	Interval 1 to 2 (us)	Interval 2 to 3 (us)	Start time (s)
1	2	58.2	18	1924.0	-	1.139908
2	2	82.0	13	1887.0	-	1.411812
3	3	96.7	9	1047.0	1738.0	2.663055
4	2	77.4	13	1196.0	-	4.540480
5	2	54.7	10	1952.0	-	5.405120
6	2	64.8	8	1088.0	-	6.205301
7	3	83.1	9	1471.0	1062.0	7.698524
8	2	50.6	18	1088.0	-	9.145136
9	1	83.2	19	-	-	9.766542
10	2	55.1	15	1763.0	-	11.390086

Table 77 - Long Sequence Waveform Trial#28 (Detected) Station_20MHz_Radiated

Burst #	# Pulses	Pulse Width (us)	Chirp (MHz)	Interval 1 to 2 (us)	Interval 2 to 3 (us)	Start time (s)
1	2	91.8	12	1520.0	-	0.955925
2	2	65.2	10	1023.0	-	2.346182
3	2	84.1	19	1643.0	-	3.583406
4	2	53.0	18	1788.0	-	4.601554
5	2	59.2	6	1967.0	-	5.314493
6	1	66.0	13	-	-	7.183016
7	2	61.0	8	1594.0	-	7.938779
8	3	85.1	19	1971.0	1332.0	9.554298
9	2	96.6	15	1515.0	-	10.705316
10	2	50.7	10	1919.0	-	11.922687

Table 78 - Long Sequence Waveform Trial#29 (Detected) Station_20MHz_Radiated

Burst #	# Pulses	Pulse Width (us)	Chirp (MHz)	Interval 1 to 2 (us)	Interval 2 to 3 (us)	Start time (s)
1	2	59.3	20	1925.0	-	0.124654
2	3	53.3	10	1046.0	1439.0	2.039479
3	2	81.6	6	1907.0	-	3.152075
4	1	92.1	17	-	-	3.727236
5	2	94.8	14	1065.0	-	4.402149
6	1	71.4	19	-	-	5.732938
7	1	80.0	9	-	-	7.522476
8	3	69.5	13	1654.0	1774.0	8.384374
9	2	76.3	17	1838.0	-	9.187570
10	3	59.6	19	1589.0	1012.0	9.864991
11	1	66.3	17	-	-	11.860061

Table 79 - Long Sequence Waveform Trial#30 (Detected) Station_20MHz_Radiated

Burst #	# Pulses	Pulse Width (us)	Chirp (MHz)	Interval 1 to 2 (us)	Interval 2 to 3 (us)	Start time (s)
1	3	69.3	16	1432.0	1199.0	0.316033
2	2	59.2	14	1268.0	-	1.026082
3	2	92.5	18	1613.0	-	1.786635
4	1	95.9	17	-	-	2.307513
5	2	81.9	6	1509.0	-	2.895896
6	1	53.5	20	-	-	3.584215
7	3	80.8	8	1039.0	1189.0	3.905353
8	2	79.3	14	1093.0	-	4.777852
9	2	88.0	16	1234.0	-	4.871867
10	2	83.1	15	1499.0	-	5.786597
11	3	82.1	13	1271.0	1814.0	6.505834
12	2	66.7	11	1806.0	-	6.665963
13	1	59.6	13	-	-	7.315617
14	2	89.2	16	1025.0	-	7.835898
15	2	73.7	14	1632.0	-	8.490572
16	2	55.6	16	1577.0	-	9.212546
17	2	71.3	16	1569.0	-	9.732208
18	1	99.7	19	-	-	10.262136
19	2	54.6	11	1042.0	-	11.348233
20	3	86.1	11	1229.0	1229.0	11.768265

Table 80 - FCC frequency hopping radar (Type 6) Results Station_20MHz_Radiated						
Trial #	Pulses/ Burst	Pulse Width (us)	PRI (us)	Detected	Fr (MHz) and level (dBm)	Burst Information
1	9	1.0	333.0	Yes	5557.0MHz, -63.0dBm	Hop sequence: 5402, 5628, 5439, 5442, 5538, 5718, 5723, 5423, 5295, 5260, 5390, 5300, 5354, 5427, 5453, 5284, 5359, 5438, 5293, 5697, 5482, 5323, 5635, 5447, 5387, 5649, 5625, 5507, 5590, 5456, 5356, 5614, 5392, 5701, 5437, 5500, 5278, 5695, 5591, 5301, 5401, 5595, 5325, 5606, 5644, 5502, 5357, 5596, 5658, 5581, 5553, 5492, 5489, 5663, 5722, 5269, 5619, 5395, 5672, 5539, 5397, 5294, 5470, 5382, 5386, 5385, 5360, 5315, 5364, 5620, 5336, 5562, 5303, 5669, 5715, 5274, 5673, 5504, 5725, 5463, 5304, 5642, 5599, 5302, 5430, 5696, 5355, 5519, 5528, 5417, 5632, 5534, 5682, 5266, 5264, 5419, 5329, 5633, 5347, 5684 (1 hits) (07/31/2013 09:25:09 AM)
2	9	1.0	333.0	Yes	5558.0MHz, -63.0dBm	Hop sequence: 5289, 5612, 5595, 5446, 5412, 5675, 5359, 5674, 5460, 5680, 5488, 5507, 5373, 5623, 5619, 5558, 5575, 5522, 5534, 5345, 5509, 5598, 5603, 5573, 5395, 5519, 5477, 5548, 5495, 5638, 5469, 5268, 5720, 5376, 5404, 5422, 5339, 5276, 5362, 5718, 5462, 5594, 5516, 5379, 5305, 5687, 5299, 5723, 5414, 5284, 5679, 5538, 5593, 5688, 5561, 5486, 5454, 5630, 5461, 5310, 5312, 5367, 5622, 5539, 5566, 5715, 5360, 5605, 5692, 5429, 5471, 5325, 5657, 5456, 5521, 5280, 5424, 5700, 5620, 5556, 5392, 5547, 5274, 5574, 5329, 5388, 5432, 5647, 5318, 5512, 5288, 5418, 5264, 5544, 5569, 5570, 5504, 5652, 5356, 5686 (5 hits) (07/31/2013 09:27:43 AM)

Table 80 - FCC frequency hopping radar (Type 6) Results Station_20MHz_Radiated						
Trial #	Pulses/ Burst	Pulse Width (us)	PRI (us)	Detected	Fr (MHz) and level (dBm)	Burst Information
3	9	1.0	333.0	Yes	5542.0MHz, -63.0dBm	Hop sequence: 5626, 5448, 5467, 5266, 5505, 5491, 5259, 5364, 5457, 5614, 5563, 5609, 5669, 5468, 5453, 5314, 5336, 5301, 5470, 5532, 5465, 5685, 5422, 5580, 5512, 5546, 5514, 5305, 5691, 5586, 5516, 5490, 5658, 5407, 5352, 5368, 5564, 5323, 5324, 5253, 5403, 5421, 5508, 5474, 5424, 5415, 5661, 5618, 5463, 5695, 5428, 5688, 5316, 5458, 5644, 5538, 5391, 5371, 5675, 5630, 5333, 5298, 5443, 5372, 5693, 5647, 5388, 5400, 5310, 5295, 5487, 5638, 5418, 5518, 5385, 5560, 5672, 5398, 5588, 5430, 5711, 5681, 5553, 5267, 5337, 5321, 5561, 5495, 5576, 5270, 5714, 5290, 5511, 5694, 5260, 5349, 5386, 5637, 5496, 5481 (2 hits) (07/31/2013 09:29:46 AM)
4	9	1.0	333.0	Yes	5543.0MHz, -63.0dBm	Hop sequence: 5618, 5321, 5429, 5499, 5341, 5385, 5601, 5372, 5612, 5631, 5501, 5367, 5664, 5366, 5713, 5566, 5353, 5404, 5694, 5523, 5302, 5301, 5425, 5379, 5492, 5690, 5600, 5707, 5607, 5475, 5554, 5448, 5412, 5259, 5344, 5310, 5627, 5595, 5396, 5586, 5380, 5312, 5293, 5632, 5472, 5517, 5377, 5431, 5654, 5675, 5681, 5487, 5481, 5253, 5354, 5331, 5432, 5716, 5530, 5299, 5288, 5271, 5698, 5346, 5294, 5496, 5482, 5535, 5450, 5493, 5474, 5663, 5592, 5545, 5250, 5300, 5502, 5428, 5362, 5418, 5296, 5500, 5697, 5509, 5370, 5551, 5705, 5256, 5689, 5490, 5387, 5378, 5358, 5514, 5449, 5439, 5325, 5445, 5397, 5291 (3 hits) (07/31/2013 09:30:58 AM)
5	9	1.0	333.0	Yes	5544.0MHz, -63.0dBm	Hop sequence: 5663, 5339, 5431, 5281, 5632, 5360, 5698, 5649, 5537, 5324, 5430, 5722, 5437, 5271, 5457, 5675, 5418, 5710, 5350, 5712, 5330, 5463, 5478, 5369, 5539, 5606, 5433, 5277, 5342, 5648, 5448, 5414, 5545, 5682, 5284, 5725, 5515, 5506, 5301, 5611, 5536, 5672, 5501, 5285, 5491, 5543, 5504, 5282, 5692, 5497, 5469, 5253, 5255,

Table 80 - FCC frequency hopping radar (Type 6) Results Station_20MHz_Radiated						
Trial #	Pulses/ Burst	Pulse Width (us)	PRI (us)	Detected	Fr (MHz) and level (dBm)	Burst Information
						5673, 5358, 5702, 5388, 5318, 5309, 5278, 5417, 5439, 5472, 5365, 5280, 5552, 5656, 5323, 5601, 5636, 5480, 5378, 5653, 5485, 5553, 5708, 5638, 5322, 5651, 5396, 5424, 5252, 5591, 5596, 5554, 5701, 5459, 5518, 5256, 5512, 5402, 5355, 5303, 5362, 5308, 5669, 5628, 5562, 5483, 5305 (5 hits) (07/31/2013 09:32:43 AM)
6	9	1.0	333.0	Yes	5545.0MHz, -63.0dBm	Hop sequence: 5554, 5671, 5251, 5253, 5360, 5374, 5469, 5611, 5692, 5649, 5607, 5351, 5640, 5364, 5549, 5682, 5594, 5474, 5630, 5661, 5714, 5341, 5290, 5547, 5604, 5354, 5282, 5660, 5608, 5267, 5521, 5327, 5488, 5622, 5268, 5284, 5686, 5308, 5441, 5432, 5580, 5558, 5589, 5532, 5527, 5316, 5691, 5645, 5435, 5540, 5258, 5590, 5304, 5310, 5331, 5651, 5463, 5492, 5602, 5552, 5517, 5685, 5698, 5653, 5596, 5260, 5363, 5512, 5548, 5270, 5525, 5462, 5257, 5689, 5315, 5541, 5347, 5592, 5500, 5503, 5544, 5515, 5342, 5638, 5269, 5722, 5577, 5313, 5337, 5511, 5707, 5620, 5405, 5413, 5419, 5423, 5696, 5434, 5458, 5468 (7 hits) (07/31/2013 09:34:13 AM)
7	9	1.0	333.0	Yes	5546.0MHz, -63.0dBm	Hop sequence: 5615, 5674, 5322, 5348, 5401, 5415, 5470, 5723, 5356, 5396, 5566, 5719, 5358, 5722, 5520, 5718, 5386, 5679, 5493, 5701, 5665, 5264, 5499, 5379, 5321, 5309, 5542, 5621, 5574, 5631, 5646, 5688, 5434, 5257, 5412, 5336, 5414, 5481, 5544, 5678, 5669, 5570, 5716, 5710, 5680, 5724, 5421, 5540, 5462, 5622, 5360, 5294, 5531, 5467, 5604, 5454, 5303, 5351, 5676, 5598, 5407, 5259, 5444, 5296, 5403, 5704, 5281, 5651, 5442, 5371, 5486, 5572, 5290, 5484, 5378, 5600, 5707, 5560, 5437, 5293, 5255, 5404, 5538, 5312, 5549, 5299, 5642, 5260, 5687, 5494, 5580, 5342, 5406, 5319, 5717, 5267, 5413, 5381, 5644, 5706 (3 hits) (07/31/2013 09:35:37 AM)

Table 80 - FCC frequency hopping radar (Type 6) Results Station_20MHz_Radiated						
Trial #	Pulses/ Burst	Pulse Width (us)	PRI (us)	Detected	Fr (MHz) and level (dBm)	Burst Information
8	9	1.0	333.0	Yes	5547.0MHz, -63.0dBm	Hop sequence: 5330, 5708, 5285, 5454, 5344, 5631, 5326, 5436, 5371, 5322, 5690, 5552, 5260, 5257, 5272, 5355, 5296, 5278, 5411, 5267, 5346, 5723, 5258, 5523, 5361, 5468, 5678, 5498, 5509, 5470, 5320, 5712, 5599, 5448, 5719, 5665, 5294, 5252, 5691, 5525, 5558, 5310, 5283, 5425, 5610, 5337, 5485, 5327, 5620, 5280, 5535, 5633, 5309, 5528, 5483, 5575, 5519, 5562, 5459, 5464, 5710, 5410, 5657, 5574, 5554, 5414, 5487, 5715, 5316, 5306, 5452, 5600, 5596, 5703, 5284, 5342, 5573, 5603, 5583, 5259, 5640, 5286, 5618, 5397, 5398, 5374, 5650, 5608, 5292, 5683, 5426, 5446, 5333, 5547, 5647, 5388, 5563, 5513, 5533, 5435 (4 hits) (07/31/2013 09:37:20 AM)
9	9	1.0	333.0	Yes	5548.0MHz, -63.0dBm	Hop sequence: 5583, 5480, 5350, 5593, 5529, 5722, 5285, 5594, 5617, 5290, 5651, 5477, 5540, 5618, 5372, 5321, 5284, 5713, 5277, 5417, 5384, 5397, 5373, 5581, 5590, 5311, 5592, 5444, 5567, 5652, 5403, 5720, 5323, 5263, 5666, 5615, 5698, 5258, 5391, 5681, 5335, 5410, 5552, 5387, 5434, 5345, 5382, 5481, 5537, 5495, 5458, 5272, 5667, 5301, 5499, 5304, 5531, 5696, 5303, 5371, 5450, 5677, 5675, 5461, 5603, 5474, 5261, 5660, 5643, 5527, 5550, 5452, 5449, 5368, 5551, 5546, 5501, 5523, 5680, 5524, 5445, 5319, 5446, 5674, 5267, 5314, 5589, 5439, 5380, 5528, 5555, 5399, 5547, 5702, 5516, 5709, 5266, 5683, 5279, 5310 (6 hits) (07/31/2013 09:38:26 AM)
10	9	1.0	333.0	Yes	5549.0MHz, -63.0dBm	Hop sequence: 5467, 5430, 5503, 5486, 5546, 5707, 5329, 5276, 5600, 5291, 5361, 5409, 5480, 5577, 5261, 5413, 5388, 5483, 5452, 5274, 5456, 5529, 5585, 5423, 5656, 5257, 5633, 5628, 5561, 5275, 5375, 5525, 5343, 5530, 5601, 5558, 5547, 5578, 5708, 5302, 5445, 5652, 5301, 5581, 5321, 5524, 5613, 5447, 5699, 5429, 5288, 5689, 5623,

Table 80 - FCC frequency hopping radar (Type 6) Results Station_20MHz_Radiated						
Trial #	Pulses/ Burst	Pulse Width (us)	PRI (us)	Detected	Fr (MHz) and level (dBm)	Burst Information
						5256, 5394, 5666, 5527, 5677, 5499, 5692, 5435, 5549, 5322, 5697, 5688, 5459, 5641, 5425, 5253, 5599, 5434, 5612, 5264, 5446, 5424, 5674, 5704, 5701, 5683, 5393, 5679, 5680, 5473, 5488, 5554, 5335, 5340, 5594, 5370, 5606, 5418, 5387, 5351, 5540, 5687, 5489, 5574, 5531, 5713, 5514 (5 hits) (07/31/2013 09:39:48 AM)
11	9	1.0	333.0	Yes	5550.0MHz, -63.0dBm	Hop sequence: 5567, 5699, 5313, 5450, 5258, 5448, 5626, 5615, 5371, 5521, 5500, 5708, 5357, 5320, 5561, 5305, 5536, 5633, 5623, 5672, 5723, 5646, 5726, 5553, 5517, 5339, 5565, 5363, 5468, 5544, 5483, 5611, 5617, 5393, 5477, 5698, 5501, 5645, 5674, 5601, 5713, 5531, 5569, 5332, 5668, 5417, 5595, 5419, 5513, 5572, 5628, 5604, 5409, 5609, 5562, 5518, 5250, 5495, 5292, 5378, 5475, 5494, 5422, 5288, 5680, 5665, 5465, 5261, 5460, 5377, 5470, 5253, 5421, 5538, 5592, 5690, 5323, 5386, 5374, 5564, 5580, 5462, 5370, 5612, 5716, 5575, 5311, 5563, 5273, 5550, 5276, 5714, 5399, 5353, 5582, 5548, 5304, 5685, 5369, 5424 (4 hits) (07/31/2013 09:41:14 AM)
12	9	1.0	333.0	Yes	5551.0MHz, -63.0dBm	Hop sequence: 5452, 5368, 5622, 5375, 5647, 5682, 5359, 5709, 5657, 5327, 5626, 5304, 5410, 5548, 5355, 5510, 5374, 5616, 5425, 5389, 5462, 5350, 5436, 5698, 5567, 5309, 5539, 5259, 5388, 5525, 5328, 5343, 5347, 5625, 5292, 5696, 5529, 5331, 5669, 5407, 5334, 5593, 5283, 5598, 5488, 5685, 5517, 5549, 5323, 5494, 5536, 5587, 5678, 5496, 5578, 5266, 5398, 5675, 5671, 5644, 5372, 5725, 5458, 5363, 5451, 5596, 5371, 5362, 5694, 5290, 5601, 5316, 5360, 5515, 5336, 5523, 5553, 5378, 5692, 5617, 5312, 5275, 5285, 5558, 5474, 5261, 5270, 5267, 5576, 5610, 5651, 5367, 5282, 5506, 5274, 5581, 5485, 5325, 5582, 5668 (4 hits) (07/31/2013 09:56:13 AM)

Table 80 - FCC frequency hopping radar (Type 6) Results Station_20MHz_Radiated						
Trial #	Pulses/ Burst	Pulse Width (us)	PRI (us)	Detected	Fr (MHz) and level (dBm)	Burst Information
13	9	1.0	333.0	Yes	5552.0MHz, -63.0dBm	Hop sequence: 5617, 5573, 5543, 5725, 5671, 5551, 5540, 5651, 5521, 5286, 5409, 5626, 5579, 5682, 5279, 5726, 5549, 5484, 5414, 5382, 5541, 5721, 5259, 5705, 5608, 5592, 5583, 5504, 5676, 5315, 5527, 5331, 5665, 5677, 5589, 5456, 5354, 5417, 5575, 5604, 5454, 5633, 5406, 5507, 5452, 5388, 5381, 5518, 5650, 5287, 5552, 5571, 5621, 5607, 5422, 5310, 5601, 5320, 5606, 5368, 5418, 5420, 5451, 5476, 5612, 5416, 5266, 5481, 5319, 5380, 5295, 5685, 5568, 5358, 5513, 5268, 5263, 5437, 5326, 5547, 5531, 5399, 5276, 5272, 5426, 5716, 5636, 5669, 5327, 5524, 5619, 5387, 5537, 5674, 5656, 5346, 5611, 5293, 5517, 5613 (5 hits) (07/31/2013 09:57:20 AM)
14	9	1.0	333.0	Yes	5553.0MHz, -63.0dBm	Hop sequence: 5293, 5455, 5266, 5548, 5461, 5621, 5545, 5722, 5362, 5572, 5512, 5693, 5278, 5665, 5543, 5396, 5594, 5353, 5357, 5479, 5493, 5427, 5424, 5294, 5503, 5716, 5322, 5597, 5496, 5462, 5426, 5550, 5672, 5392, 5429, 5319, 5653, 5675, 5624, 5360, 5428, 5491, 5719, 5484, 5725, 5456, 5304, 5513, 5629, 5656, 5557, 5574, 5547, 5684, 5463, 5475, 5286, 5720, 5517, 5263, 5660, 5562, 5376, 5568, 5414, 5549, 5663, 5387, 5556, 5619, 5695, 5440, 5671, 5470, 5583, 5644, 5402, 5577, 5377, 5341, 5273, 5406, 5433, 5403, 5368, 5303, 5578, 5586, 5279, 5616, 5571, 5632, 5625, 5268, 5332, 5460, 5510, 5599, 5274, 5334 (8 hits) (07/31/2013 09:59:26 AM)
15	9	1.0	333.0	Yes	5554.0MHz, -63.0dBm	Hop sequence: 5312, 5516, 5442, 5463, 5294, 5558, 5414, 5679, 5684, 5608, 5578, 5500, 5687, 5346, 5584, 5307, 5601, 5503, 5407, 5272, 5604, 5674, 5318, 5645, 5269, 5590, 5723, 5631, 5724, 5460, 5425, 5380, 5719, 5666, 5461, 5276, 5320, 5574, 5436, 5643, 5721, 5609, 5374, 5386, 5309, 5358, 5458, 5628, 5384, 5371, 5316, 5265, 5360,

Table 80 - FCC frequency hopping radar (Type 6) Results Station_20MHz_Radiated						
Trial #	Pulses/ Burst	Pulse Width (us)	PRI (us)	Detected	Fr (MHz) and level (dBm)	Burst Information
						5435, 5676, 5332, 5334, 5607, 5423, 5359, 5575, 5548, 5526, 5527, 5395, 5647, 5379, 5698, 5352, 5522, 5420, 5561, 5613, 5315, 5440, 5572, 5560, 5563, 5323, 5399, 5489, 5509, 5306, 5415, 5583, 5715, 5296, 5512, 5686, 5471, 5424, 5365, 5638, 5392, 5567, 5280, 5492, 5594, 5675, 5319 (2 hits) (07/31/2013 10:02:09 AM)
16	9	1.0	333.0	Yes	5555.0MHz, -63.0dBm	Hop sequence: 5664, 5375, 5273, 5327, 5275, 5272, 5477, 5428, 5699, 5347, 5503, 5360, 5358, 5573, 5345, 5711, 5278, 5363, 5692, 5542, 5585, 5437, 5410, 5364, 5401, 5724, 5709, 5259, 5594, 5544, 5640, 5412, 5643, 5414, 5390, 5707, 5636, 5612, 5654, 5529, 5459, 5566, 5723, 5680, 5637, 5349, 5309, 5301, 5425, 5528, 5381, 5336, 5471, 5541, 5642, 5632, 5602, 5394, 5335, 5476, 5393, 5555, 5365, 5549, 5501, 5387, 5411, 5516, 5457, 5267, 5703, 5531, 5276, 5691, 5726, 5712, 5333, 5621, 5510, 5496, 5296, 5469, 5252, 5521, 5406, 5666, 5371, 5678, 5422, 5650, 5618, 5562, 5620, 5557, 5444, 5481, 5532, 5321, 5373, 5408 (5 hits) (07/31/2013 10:03:57 AM)
17	9	1.0	333.0	Yes	5556.0MHz, -63.0dBm	Hop sequence: 5712, 5694, 5386, 5276, 5669, 5379, 5356, 5412, 5252, 5351, 5419, 5312, 5397, 5699, 5398, 5721, 5303, 5615, 5689, 5545, 5594, 5282, 5415, 5725, 5548, 5637, 5718, 5394, 5309, 5549, 5342, 5469, 5692, 5505, 5348, 5722, 5616, 5523, 5325, 5413, 5301, 5445, 5717, 5559, 5461, 5466, 5494, 5440, 5507, 5400, 5522, 5680, 5659, 5321, 5317, 5555, 5691, 5625, 5468, 5655, 5444, 5365, 5551, 5600, 5612, 5411, 5349, 5566, 5622, 5675, 5328, 5568, 5269, 5666, 5685, 5529, 5270, 5290, 5603, 5705, 5305, 5462, 5335, 5453, 5633, 5489, 5292, 5617, 5268, 5442, 5630, 5638, 5322, 5661, 5541, 5467, 5544, 5726, 5280, 5266 (6 hits) (07/31/2013 10:05:11 AM)

Table 80 - FCC frequency hopping radar (Type 6) Results Station_20MHz_Radiated						
Trial #	Pulses/ Burst	Pulse Width (us)	PRI (us)	Detected	Fr (MHz) and level (dBm)	Burst Information
18	9	1.0	333.0	Yes	5557.0MHz, -63.0dBm	Hop sequence: 5275, 5710, 5629, 5497, 5619, 5316, 5353, 5403, 5339, 5507, 5611, 5501, 5364, 5580, 5444, 5433, 5523, 5641, 5632, 5313, 5452, 5265, 5511, 5527, 5463, 5516, 5549, 5481, 5408, 5457, 5284, 5435, 5362, 5520, 5627, 5399, 5413, 5623, 5661, 5475, 5429, 5708, 5693, 5578, 5626, 5263, 5328, 5305, 5352, 5638, 5637, 5668, 5459, 5370, 5320, 5349, 5569, 5508, 5461, 5694, 5278, 5277, 5402, 5455, 5492, 5556, 5480, 5606, 5550, 5631, 5331, 5530, 5291, 5654, 5649, 5421, 5579, 5667, 5574, 5439, 5283, 5390, 5722, 5405, 5357, 5274, 5713, 5489, 5538, 5400, 5417, 5635, 5256, 5355, 5411, 5656, 5624, 5706, 5672, 5652 (3 hits) (07/31/2013 10:11:14 AM)
19	9	1.0	333.0	Yes	5558.0MHz, -63.0dBm	Hop sequence: 5378, 5462, 5487, 5556, 5383, 5498, 5499, 5310, 5388, 5537, 5274, 5639, 5294, 5354, 5266, 5325, 5501, 5429, 5489, 5348, 5706, 5409, 5303, 5575, 5547, 5543, 5667, 5468, 5328, 5506, 5467, 5306, 5272, 5255, 5495, 5500, 5290, 5256, 5644, 5446, 5299, 5309, 5685, 5422, 5282, 5578, 5447, 5370, 5337, 5263, 5566, 5630, 5408, 5326, 5305, 5376, 5527, 5689, 5604, 5321, 5539, 5529, 5339, 5424, 5291, 5583, 5588, 5277, 5690, 5634, 5647, 5375, 5554, 5702, 5705, 5618, 5593, 5302, 5437, 5418, 5491, 5536, 5666, 5678, 5541, 5561, 5509, 5684, 5334, 5605, 5341, 5616, 5638, 5535, 5445, 5661, 5718, 5402, 5587, 5658 (4 hits) (07/31/2013 10:12:29 AM)
20	9	1.0	333.0	Yes	5542.0MHz, -63.0dBm	Hop sequence: 5262, 5349, 5609, 5399, 5323, 5669, 5358, 5482, 5563, 5606, 5512, 5597, 5378, 5591, 5436, 5533, 5404, 5259, 5338, 5333, 5514, 5532, 5447, 5462, 5386, 5637, 5493, 5725, 5337, 5468, 5534, 5261, 5682, 5701, 5510, 5302, 5621, 5569, 5299, 5556, 5481, 5382, 5513, 5344, 5686, 5295, 5623, 5628, 5281, 5664, 5713, 5611, 5433,

Table 80 - FCC frequency hopping radar (Type 6) Results Station_20MHz_Radiated						
Trial #	Pulses/ Burst	Pulse Width (us)	PRI (us)	Detected	Fr (MHz) and level (dBm)	Burst Information
						5589, 5690, 5588, 5486, 5626, 5503, 5549, 5558, 5560, 5265, 5723, 5471, 5596, 5366, 5255, 5426, 5467, 5702, 5676, 5466, 5537, 5401, 5583, 5417, 5397, 5662, 5667, 5252, 5555, 5507, 5575, 5458, 5322, 5303, 5535, 5684, 5413, 5445, 5672, 5361, 5290, 5724, 5420, 5496, 5365, 5653, 5387 (4 hits) (07/31/2013 10:13:49 AM)
21	9	1.0	333.0	Yes	5543.0MHz, -63.0dBm	Hop sequence: 5528, 5367, 5723, 5576, 5415, 5665, 5592, 5568, 5525, 5544, 5384, 5686, 5616, 5290, 5409, 5370, 5704, 5343, 5526, 5395, 5688, 5716, 5726, 5389, 5321, 5360, 5657, 5457, 5302, 5430, 5677, 5617, 5553, 5345, 5699, 5706, 5443, 5622, 5535, 5508, 5479, 5536, 5285, 5289, 5425, 5515, 5376, 5550, 5458, 5486, 5258, 5423, 5476, 5638, 5361, 5462, 5295, 5524, 5405, 5422, 5315, 5649, 5433, 5482, 5387, 5648, 5401, 5598, 5398, 5420, 5668, 5480, 5567, 5522, 5705, 5273, 5366, 5287, 5695, 5558, 5413, 5492, 5311, 5566, 5534, 5663, 5441, 5276, 5543, 5564, 5326, 5400, 5601, 5624, 5416, 5445, 5602, 5701, 5481, 5539 (5 hits) (07/31/2013 10:15:15 AM)
22	9	1.0	333.0	Yes	5544.0MHz, -63.0dBm	Hop sequence: 5717, 5615, 5316, 5303, 5435, 5587, 5457, 5636, 5382, 5323, 5707, 5655, 5504, 5548, 5285, 5676, 5672, 5560, 5657, 5282, 5406, 5589, 5354, 5586, 5292, 5483, 5667, 5621, 5640, 5439, 5447, 5376, 5445, 5399, 5296, 5506, 5424, 5613, 5489, 5415, 5377, 5458, 5617, 5484, 5321, 5320, 5264, 5477, 5645, 5514, 5280, 5552, 5322, 5464, 5563, 5510, 5646, 5668, 5541, 5521, 5329, 5713, 5463, 5434, 5723, 5367, 5629, 5677, 5356, 5302, 5452, 5449, 5251, 5454, 5714, 5300, 5413, 5635, 5686, 5642, 5641, 5507, 5590, 5625, 5337, 5352, 5370, 5493, 5313, 5660, 5315, 5389, 5628, 5360, 5384, 5519, 5428, 5396, 5470, 5540 (2 hits) (07/31/2013 10:16:30 AM)

Table 80 - FCC frequency hopping radar (Type 6) Results Station_20MHz_Radiated						
Trial #	Pulses/ Burst	Pulse Width (us)	PRI (us)	Detected	Fr (MHz) and level (dBm)	Burst Information
23	9	1.0	333.0	Yes	5545.0MHz, -63.0dBm	Hop sequence: 5524, 5703, 5264, 5290, 5354, 5371, 5643, 5588, 5426, 5498, 5462, 5280, 5717, 5403, 5536, 5528, 5568, 5606, 5311, 5413, 5423, 5404, 5392, 5590, 5256, 5644, 5611, 5629, 5424, 5434, 5350, 5368, 5699, 5388, 5541, 5367, 5307, 5355, 5686, 5539, 5602, 5665, 5653, 5460, 5483, 5333, 5318, 5547, 5419, 5327, 5586, 5635, 5668, 5485, 5416, 5531, 5544, 5267, 5675, 5398, 5507, 5560, 5677, 5713, 5463, 5603, 5323, 5326, 5555, 5676, 5257, 5711, 5535, 5503, 5589, 5542, 5725, 5373, 5682, 5341, 5315, 5284, 5309, 5587, 5445, 5698, 5361, 5514, 5706, 5380, 5468, 5272, 5372, 5537, 5712, 5300, 5279, 5356, 5288, 5691 (4 hits) (07/31/2013 10:18:05 AM)
24	9	1.0	333.0	Yes	5546.0MHz, -63.0dBm	Hop sequence: 5625, 5322, 5710, 5594, 5455, 5651, 5678, 5599, 5451, 5401, 5561, 5303, 5665, 5456, 5490, 5445, 5258, 5672, 5673, 5295, 5615, 5359, 5595, 5538, 5697, 5702, 5346, 5422, 5311, 5559, 5289, 5493, 5527, 5698, 5568, 5709, 5276, 5304, 5719, 5543, 5483, 5563, 5502, 5570, 5611, 5603, 5381, 5349, 5683, 5260, 5437, 5542, 5388, 5266, 5297, 5610, 5319, 5442, 5278, 5708, 5448, 5415, 5329, 5452, 5400, 5694, 5379, 5521, 5326, 5417, 5310, 5432, 5339, 5605, 5582, 5416, 5681, 5272, 5492, 5717, 5626, 5622, 5450, 5552, 5340, 5288, 5695, 5419, 5488, 5285, 5425, 5692, 5434, 5652, 5660, 5378, 5662, 5337, 5689, 5555 (4 hits) (07/31/2013 10:19:51 AM)
25	9	1.0	333.0	Yes	5547.0MHz, -63.0dBm	Hop sequence: 5629, 5580, 5667, 5253, 5586, 5679, 5618, 5625, 5666, 5508, 5490, 5498, 5477, 5393, 5571, 5449, 5263, 5413, 5254, 5406, 5686, 5420, 5690, 5640, 5630, 5443, 5689, 5614, 5475, 5353, 5478, 5657, 5252, 5646, 5569, 5303, 5403, 5392, 5604, 5257, 5337, 5722, 5423, 5641, 5670, 5277, 5433, 5623, 5381, 5278, 5363, 5612, 5581,

Table 80 - FCC frequency hopping radar (Type 6) Results Station_20MHz_Radiated						
Trial #	Pulses/ Burst	Pulse Width (us)	PRI (us)	Detected	Fr (MHz) and level (dBm)	Burst Information
						5431, 5416, 5661, 5538, 5272, 5327, 5440, 5677, 5605, 5548, 5259, 5495, 5286, 5536, 5341, 5468, 5455, 5379, 5377, 5339, 5345, 5268, 5584, 5723, 5317, 5624, 5669, 5632, 5660, 5553, 5515, 5557, 5457, 5588, 5474, 5415, 5318, 5469, 5487, 5585, 5401, 5705, 5380, 5505, 5715, 5512, 5698 (3 hits) (07/31/2013 10:21:04 AM)
26	9	1.0	333.0	Yes	5548.0MHz, -63.0dBm	Hop sequence: 5691, 5623, 5586, 5486, 5442, 5406, 5645, 5349, 5426, 5536, 5356, 5322, 5603, 5665, 5316, 5451, 5324, 5650, 5299, 5639, 5351, 5559, 5654, 5297, 5292, 5497, 5410, 5352, 5467, 5686, 5450, 5636, 5265, 5429, 5342, 5569, 5674, 5521, 5684, 5533, 5479, 5384, 5620, 5508, 5516, 5483, 5418, 5537, 5423, 5474, 5444, 5422, 5459, 5528, 5312, 5255, 5275, 5408, 5461, 5494, 5420, 5689, 5551, 5453, 5329, 5613, 5703, 5462, 5458, 5502, 5262, 5710, 5357, 5677, 5344, 5258, 5309, 5304, 5515, 5614, 5499, 5425, 5571, 5307, 5392, 5503, 5389, 5518, 5273, 5670, 5338, 5347, 5667, 5596, 5284, 5368, 5336, 5401, 5509, 5323 (1 hits) (07/31/2013 10:22:31 AM)
27	9	1.0	333.0	Yes	5549.0MHz, -63.0dBm	Hop sequence: 5569, 5350, 5678, 5697, 5574, 5296, 5389, 5589, 5614, 5340, 5608, 5533, 5300, 5288, 5380, 5400, 5459, 5540, 5338, 5293, 5719, 5374, 5500, 5395, 5679, 5431, 5465, 5427, 5289, 5575, 5595, 5622, 5666, 5620, 5467, 5487, 5462, 5618, 5359, 5668, 5399, 5654, 5539, 5726, 5446, 5335, 5646, 5393, 5627, 5559, 5477, 5607, 5409, 5412, 5279, 5402, 5497, 5592, 5505, 5442, 5555, 5326, 5450, 5344, 5451, 5474, 5560, 5519, 5501, 5546, 5597, 5255, 5438, 5525, 5396, 5385, 5640, 5723, 5262, 5612, 5311, 5681, 5566, 5327, 5619, 5664, 5330, 5479, 5621, 5545, 5506, 5704, 5386, 5473, 5433, 5568, 5324, 5648, 5449, 5283 (3 hits) (07/31/2013 10:23:48 AM)

Table 80 - FCC frequency hopping radar (Type 6) Results Station_20MHz_Radiated						
Trial #	Pulses/ Burst	Pulse Width (us)	PRI (us)	Detected	Fr (MHz) and level (dBm)	Burst Information
28	9	1.0	333.0	Yes	5550.0MHz, -63.0dBm	Hop sequence: 5438, 5696, 5338, 5422, 5288, 5446, 5314, 5401, 5267, 5291, 5346, 5285, 5279, 5627, 5418, 5256, 5647, 5391, 5643, 5462, 5458, 5520, 5712, 5261, 5475, 5431, 5563, 5394, 5318, 5347, 5311, 5670, 5642, 5355, 5714, 5529, 5278, 5329, 5482, 5570, 5700, 5466, 5266, 5566, 5332, 5320, 5614, 5359, 5561, 5271, 5428, 5488, 5443, 5676, 5365, 5337, 5412, 5262, 5417, 5514, 5425, 5721, 5677, 5625, 5427, 5348, 5635, 5695, 5275, 5607, 5435, 5648, 5335, 5511, 5597, 5313, 5626, 5489, 5516, 5588, 5440, 5496, 5505, 5384, 5264, 5546, 5553, 5290, 5657, 5437, 5481, 5447, 5691, 5350, 5610, 5358, 5535, 5565, 5317, 5327 (2 hits) (07/31/2013 10:24:59 AM)
29	9	1.0	333.0	Yes	5551.0MHz, -63.0dBm	Hop sequence: 5631, 5398, 5336, 5432, 5382, 5708, 5338, 5416, 5564, 5665, 5427, 5613, 5267, 5462, 5562, 5376, 5603, 5510, 5379, 5322, 5530, 5289, 5469, 5532, 5487, 5712, 5255, 5539, 5498, 5634, 5488, 5618, 5557, 5626, 5494, 5466, 5719, 5512, 5545, 5314, 5612, 5313, 5594, 5710, 5312, 5354, 5288, 5647, 5440, 5437, 5280, 5415, 5580, 5696, 5568, 5431, 5509, 5569, 5299, 5286, 5664, 5333, 5682, 5470, 5589, 5368, 5454, 5468, 5346, 5351, 5281, 5676, 5282, 5645, 5687, 5692, 5620, 5455, 5327, 5258, 5672, 5434, 5518, 5456, 5401, 5602, 5656, 5364, 5486, 5405, 5601, 5673, 5292, 5715, 5629, 5347, 5373, 5690, 5573, 5319 (2 hits) (07/31/2013 10:26:11 AM)
30	9	1.0	333.0	Yes	5552.0MHz, -63.0dBm	Hop sequence: 5560, 5338, 5551, 5694, 5645, 5537, 5324, 5292, 5631, 5578, 5371, 5491, 5452, 5289, 5459, 5467, 5494, 5700, 5546, 5410, 5402, 5699, 5435, 5436, 5495, 5654, 5349, 5500, 5598, 5574, 5313, 5399, 5607, 5518, 5385, 5471, 5650, 5579, 5553, 5255, 5593, 5637, 5716, 5622, 5294, 5647, 5373, 5609, 5642, 5451, 5316, 5364, 5469,

Table 80 - FCC frequency hopping radar (Type 6) Results Station_20MHz_Radiated						
Trial #	Pulses/ Burst	Pulse Width (us)	PRI (us)	Detected	Fr (MHz) and level (dBm)	Burst Information
						5613, 5437, 5302, 5605, 5630, 5415, 5687, 5481, 5485, 5330, 5472, 5328, 5667, 5550, 5263, 5693, 5504, 5460, 5663, 5589, 5695, 5658, 5265, 5510, 5423, 5636, 5548, 5275, 5413, 5534, 5269, 5334, 5462, 5526, 5512, 5555, 5261, 5723, 5511, 5557, 5369, 5508, 5610, 5633, 5370, 5382, 5417 (7 hits) (07/31/2013 10:27:25 AM)
31	9	1.0	333.0	Yes	5553.0MHz, -63.0dBm	Hop sequence: 5321, 5584, 5525, 5674, 5335, 5607, 5270, 5256, 5642, 5348, 5261, 5687, 5647, 5410, 5658, 5683, 5334, 5630, 5707, 5657, 5439, 5499, 5377, 5385, 5544, 5645, 5397, 5449, 5401, 5299, 5592, 5284, 5357, 5597, 5281, 5667, 5496, 5636, 5292, 5603, 5467, 5613, 5295, 5612, 5263, 5577, 5435, 5555, 5453, 5602, 5662, 5663, 5669, 5339, 5392, 5527, 5280, 5306, 5494, 5304, 5545, 5341, 5313, 5587, 5443, 5605, 5661, 5619, 5258, 5458, 5573, 5476, 5466, 5522, 5567, 5457, 5700, 5424, 5343, 5483, 5389, 5419, 5546, 5625, 5265, 5685, 5593, 5317, 5440, 5347, 5383, 5497, 5362, 5412, 5524, 5430, 5285, 5556, 5300, 5698 (5 hits) (07/31/2013 10:28:38 AM)
32	9	1.0	333.0	Yes	5554.0MHz, -63.0dBm	Hop sequence: 5525, 5719, 5315, 5642, 5413, 5399, 5612, 5348, 5527, 5380, 5571, 5590, 5435, 5259, 5553, 5575, 5646, 5277, 5724, 5355, 5637, 5369, 5682, 5592, 5715, 5655, 5276, 5312, 5492, 5308, 5591, 5685, 5536, 5279, 5332, 5560, 5540, 5695, 5333, 5301, 5588, 5603, 5319, 5263, 5580, 5498, 5585, 5346, 5466, 5378, 5384, 5502, 5692, 5456, 5461, 5616, 5514, 5317, 5260, 5321, 5299, 5425, 5667, 5280, 5393, 5512, 5444, 5459, 5411, 5628, 5345, 5485, 5524, 5633, 5396, 5449, 5686, 5574, 5678, 5653, 5552, 5613, 5287, 5641, 5375, 5697, 5462, 5551, 5341, 5285, 5428, 5712, 5270, 5511, 5721, 5430, 5480, 5281, 5372, 5586 (3 hits) (07/31/2013 10:30:17 AM)

Table 80 - FCC frequency hopping radar (Type 6) Results Station_20MHz_Radiated						
Trial #	Pulses/ Burst	Pulse Width (us)	PRI (us)	Detected	Fr (MHz) and level (dBm)	Burst Information
33	9	1.0	333.0	Yes	5555.0MHz, -63.0dBm	Hop sequence: 5460, 5418, 5400, 5691, 5496, 5493, 5370, 5397, 5250, 5634, 5609, 5657, 5576, 5478, 5393, 5381, 5584, 5347, 5384, 5667, 5698, 5545, 5291, 5288, 5461, 5642, 5512, 5620, 5516, 5314, 5427, 5703, 5675, 5659, 5276, 5536, 5269, 5702, 5542, 5392, 5585, 5260, 5481, 5628, 5488, 5591, 5522, 5573, 5485, 5290, 5661, 5715, 5283, 5328, 5435, 5298, 5624, 5701, 5462, 5417, 5595, 5438, 5448, 5484, 5319, 5606, 5357, 5285, 5649, 5451, 5449, 5562, 5254, 5630, 5421, 5543, 5535, 5323, 5580, 5333, 5570, 5295, 5326, 5274, 5373, 5378, 5305, 5645, 5626, 5699, 5561, 5722, 5688, 5379, 5267, 5325, 5258, 5644, 5646, 5437 (3 hits) (07/31/2013 10:31:39 AM)
34	9	1.0	333.0	Yes	5556.0MHz, -63.0dBm	Hop sequence: 5587, 5293, 5658, 5370, 5422, 5648, 5305, 5677, 5598, 5610, 5369, 5409, 5679, 5386, 5721, 5628, 5484, 5569, 5664, 5691, 5650, 5255, 5644, 5378, 5559, 5589, 5294, 5438, 5350, 5651, 5273, 5591, 5623, 5428, 5541, 5578, 5510, 5724, 5309, 5424, 5272, 5327, 5673, 5681, 5456, 5275, 5284, 5717, 5719, 5449, 5376, 5365, 5470, 5436, 5720, 5414, 5586, 5459, 5557, 5704, 5392, 5595, 5637, 5698, 5504, 5351, 5695, 5475, 5596, 5682, 5482, 5299, 5702, 5390, 5289, 5663, 5282, 5478, 5707, 5467, 5413, 5437, 5398, 5463, 5417, 5509, 5527, 5639, 5372, 5573, 5495, 5580, 5333, 5521, 5613, 5593, 5340, 5363, 5384, 5446 (1 hits) (07/31/2013 10:33:04 AM)

Appendix C Test Data Tables and Plots for Channel Closing

FCC PART 15 SUBPART E Channel Closing Measurements

Table 81 - FCC Part 15 Subpart E Channel Closing Test Results (Master Mode)					
Waveform Type	Channel Closing Transmission Time ¹		Channel Move Time		Result
	Measured	Limit	Measured	Limit	
Radar Type 1	0 ms	60 ms	33 ms	10 s	Pass
Radar Type 5	0 ms	60 ms	0 ms	10 s	Pass

¹ Channel closing time for FCC measurements is the aggregate transmission time starting from 200ms after the end of the radar signal to the completion of the channel move.

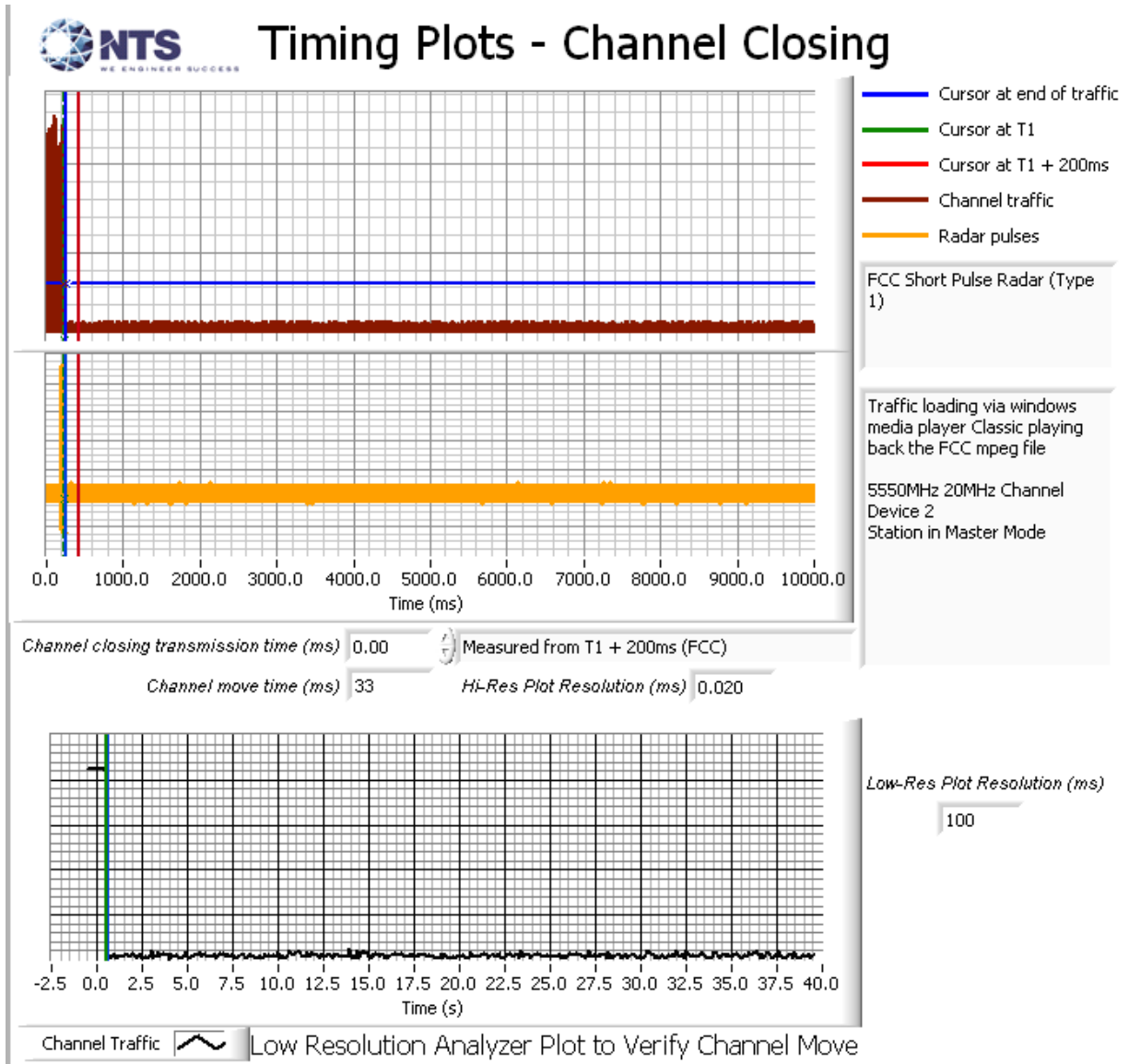


Figure 4 Channel Closing Time and Channel Move Time – 40 second plot (Master Mode)

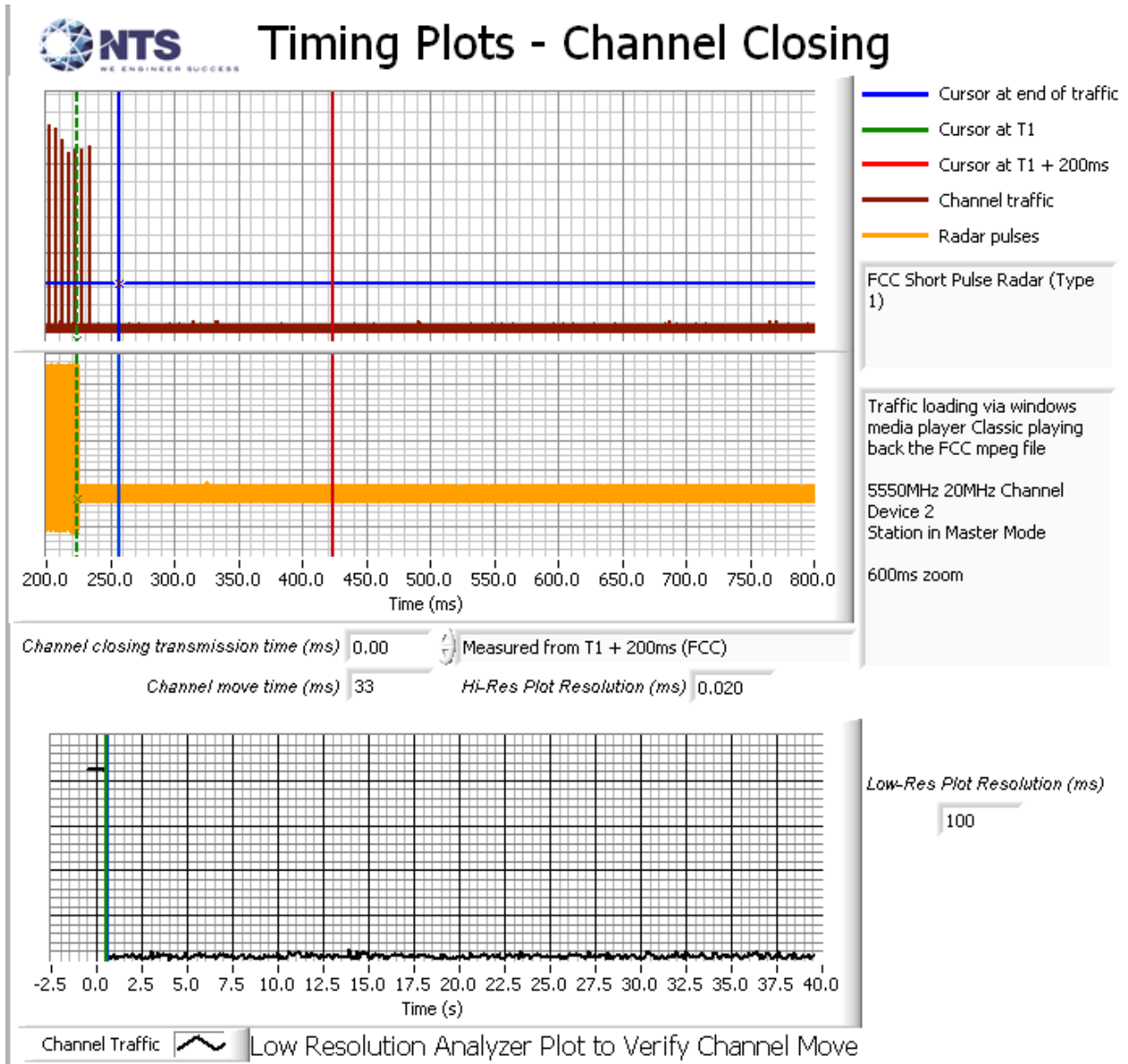


Figure 5 Close-Up of Transmissions Occurring More Than 200ms After The End of Radar (Master Mode)

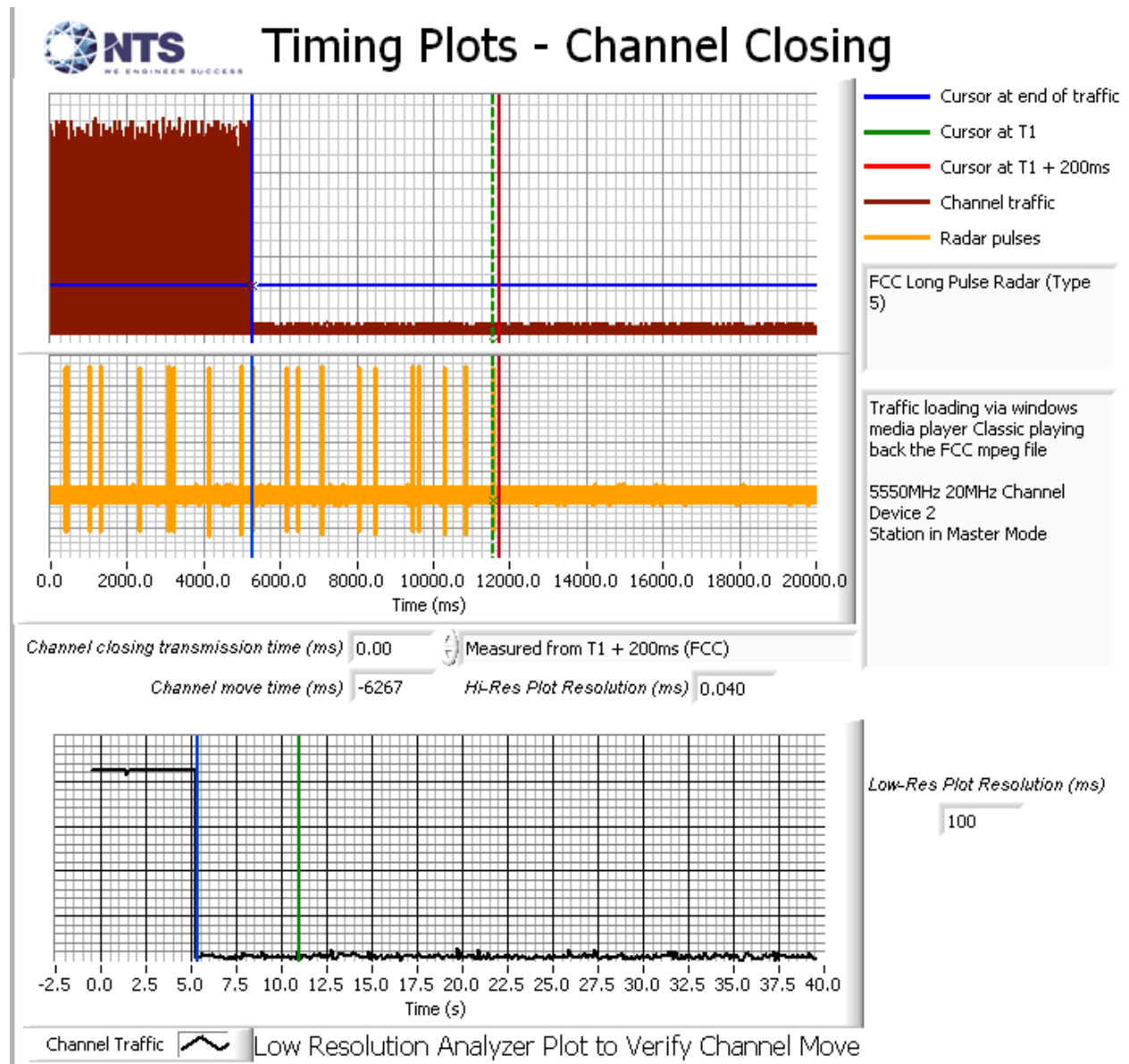


Figure 6 Channel Closing Time and Channel Move Time – 40 second plot, Long Pulse (Master Mode)

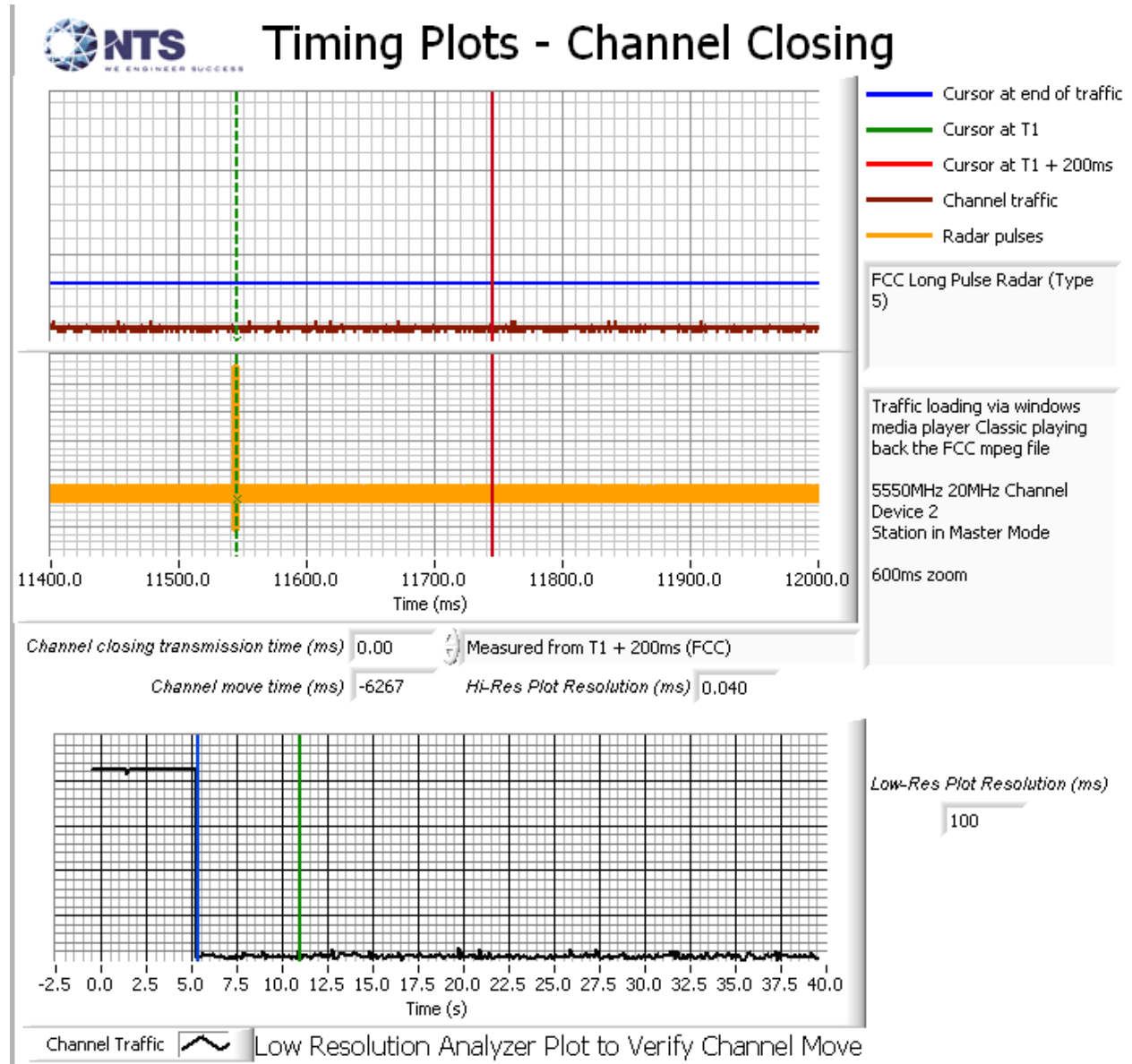


Figure 7 Close-Up of Transmissions Occurring More Than 200ms After The End of Radar (mode), Long Pulse (Master Mode)

Table 82 - FCC Part 15 Subpart E Channel Closing Test Results, Client Mode					
Waveform Type	Channel Closing Transmission Time ¹		Channel Move Time		Result
	Measured	Limit	Measured	Limit	
Radar Type 1	0 ms	60 ms	7 ms	10 s	

¹ Channel closing time for FCC measurements is the aggregate transmission time starting from 200ms after the end of the radar signal to the completion of the channel move.

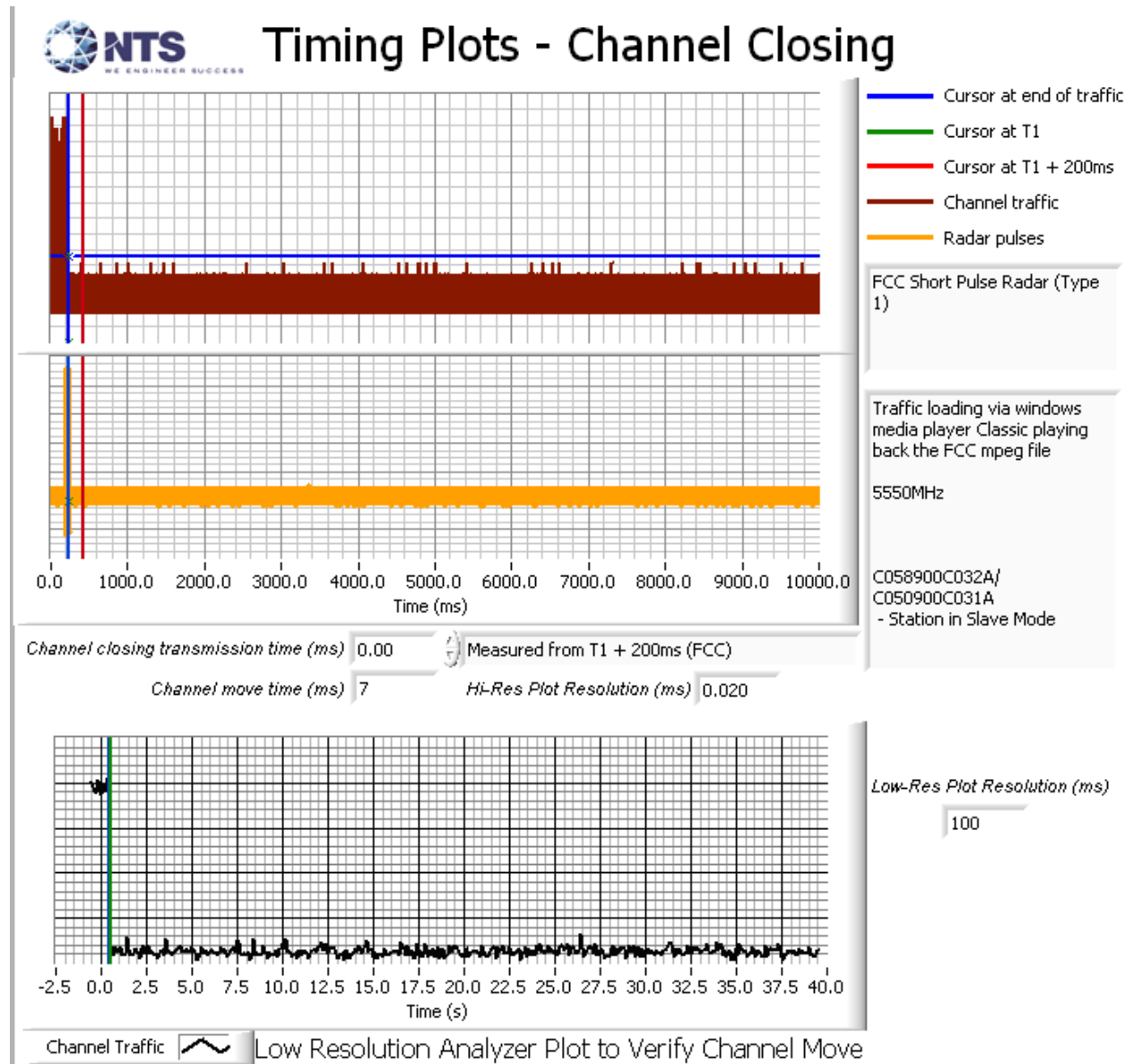


Figure 8 Channel Closing Time and Channel Move Time – 40 second plot (Client Mode)

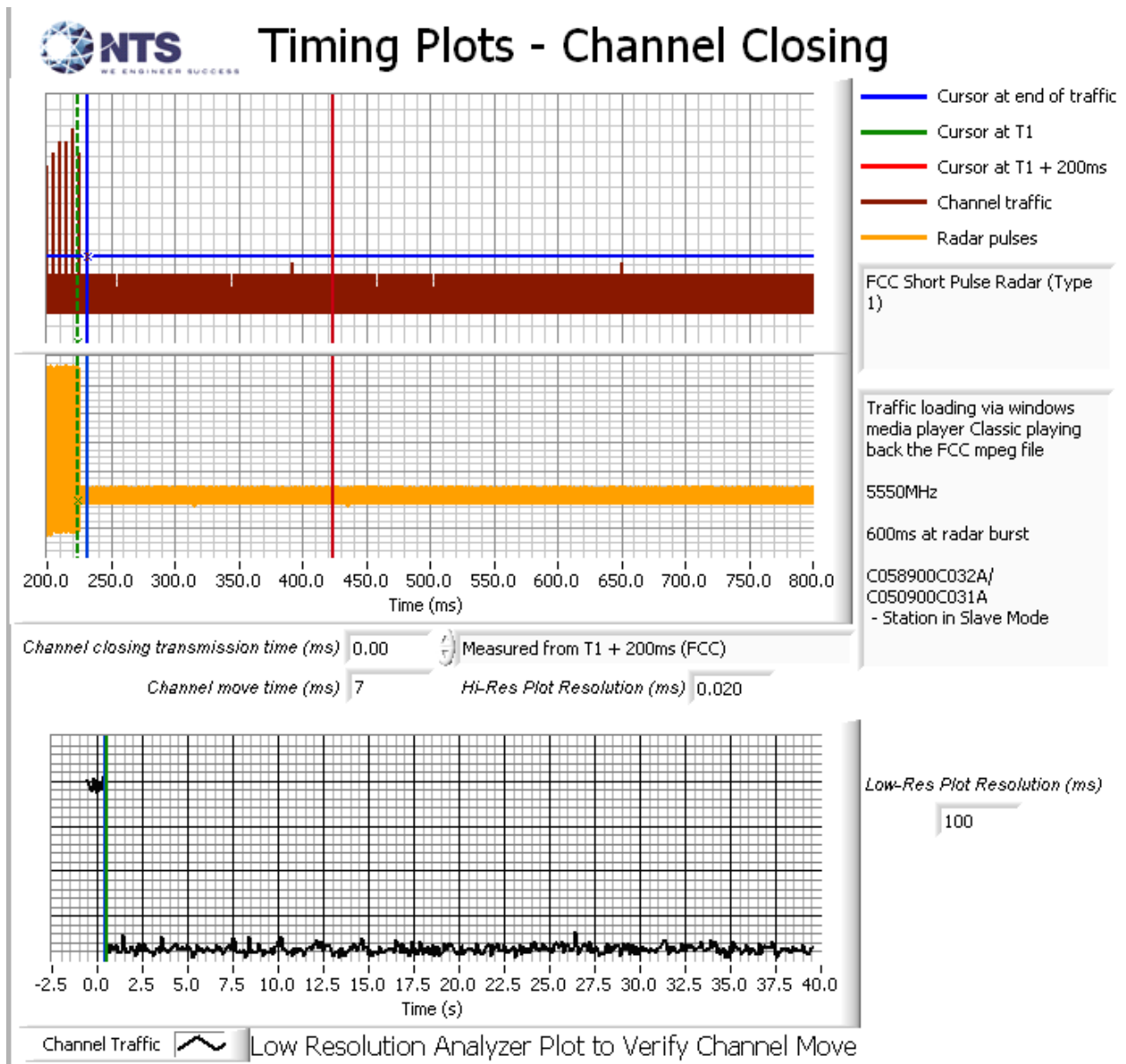


Figure 9 Close-Up of Transmissions Occurring More Than 200ms After The End of Radar (Client Mode)

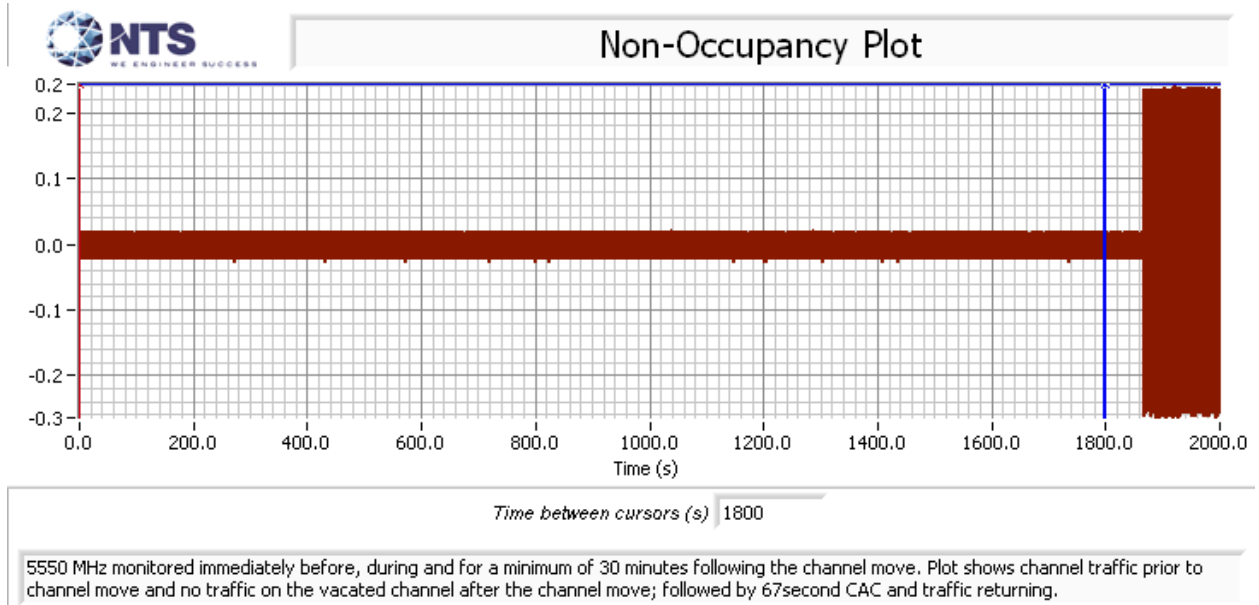


Figure 10 Radar Channel Non-Occupancy Plot (Master Mode)

The non-occupancy plot was made over a 30-minute time period following the channel move time with the analyzer IF output connected to the scope and tuned to the vacated channel. No transmissions were observed on the vacated channel after the channel move had been completed for 30 minutes plus a 67 second CAC time.

After the channel move the client device stopped transmitting on the vacated channel.

Appendix D Test Data – Channel Availability Check

5250- 5350 MHz, 5470 – 5725 MHz

The first plot shows the first transmissions on a channel after restarting/power cycling the master device, with no radar applied during the CAC. The start of CAC is assumed to be 60 seconds before the first transmission as indicated by the green cursor line.

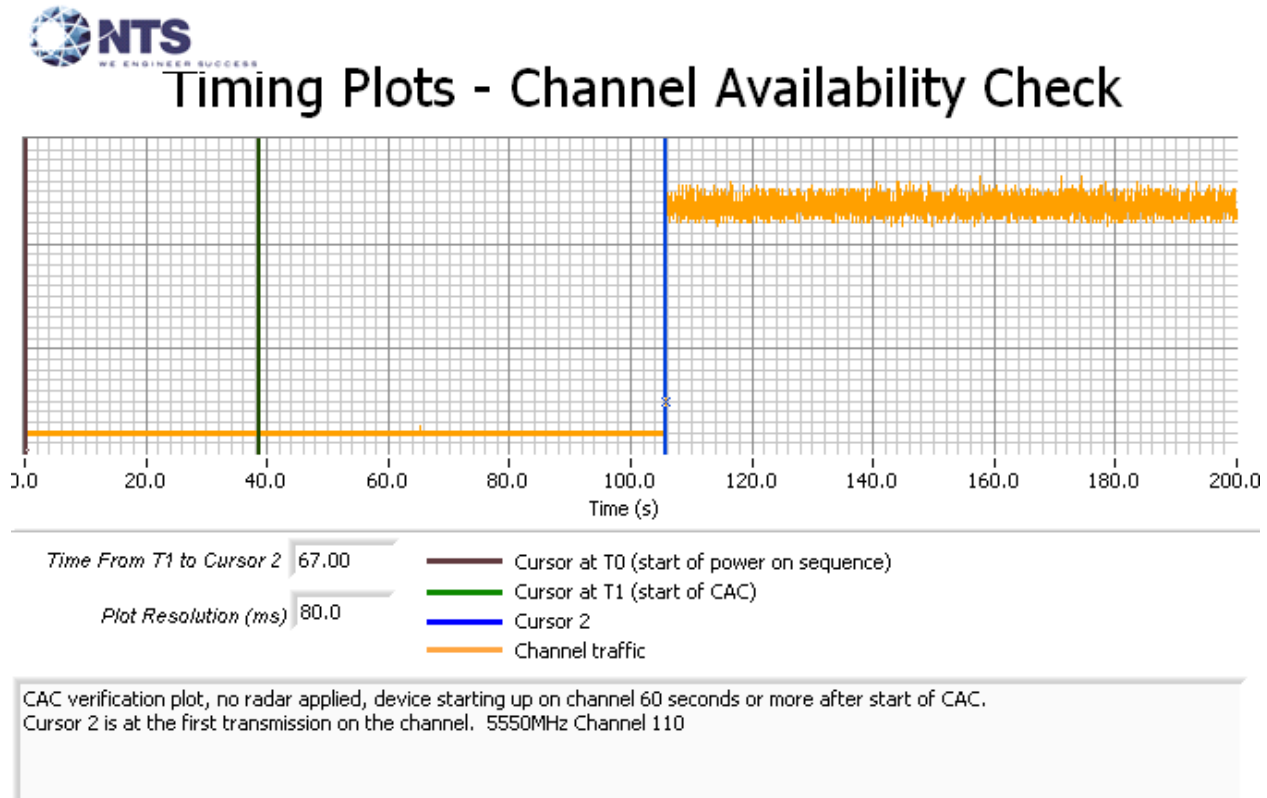


Figure 11 Plot of EUT Start-Up After CAC

The channel availability check (CAC) was made by applying type 1 radar during either the first 6 seconds or last 6 seconds of the CAC period.

The level of the radar signal applied was -64dBm. Measurements were made on channel 110 (5550 MHz).

The start time is the same for each of the plots and the green cursor is positioned to coincide with the start of the Channel Availability Check period based on the plot taken with no radar applied during the CAC.

The plots show that there were no transmissions on the channel after the radar burst was applied during the CAC, and confirm that the CAC is at least 60 seconds. The description of “Channel Traffic” in the plot legend indicates the transmissions from both the radar system and the EUT on the start-up channel. In all cases only the radar burst is observed. The resolution of the plot is not fine enough to resolve the individual pulses within the burst.



Timing Plots - Channel Availability Check

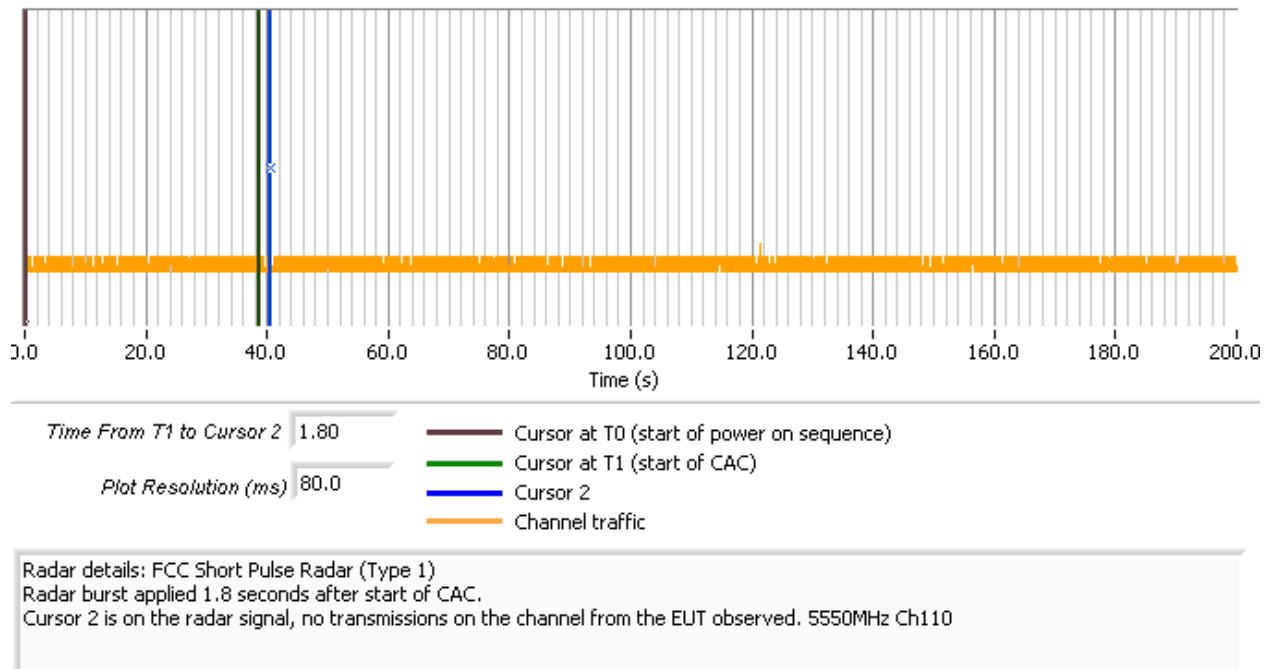


Figure 12 Radar Applied At Start of CAC



Timing Plots - Channel Availability Check

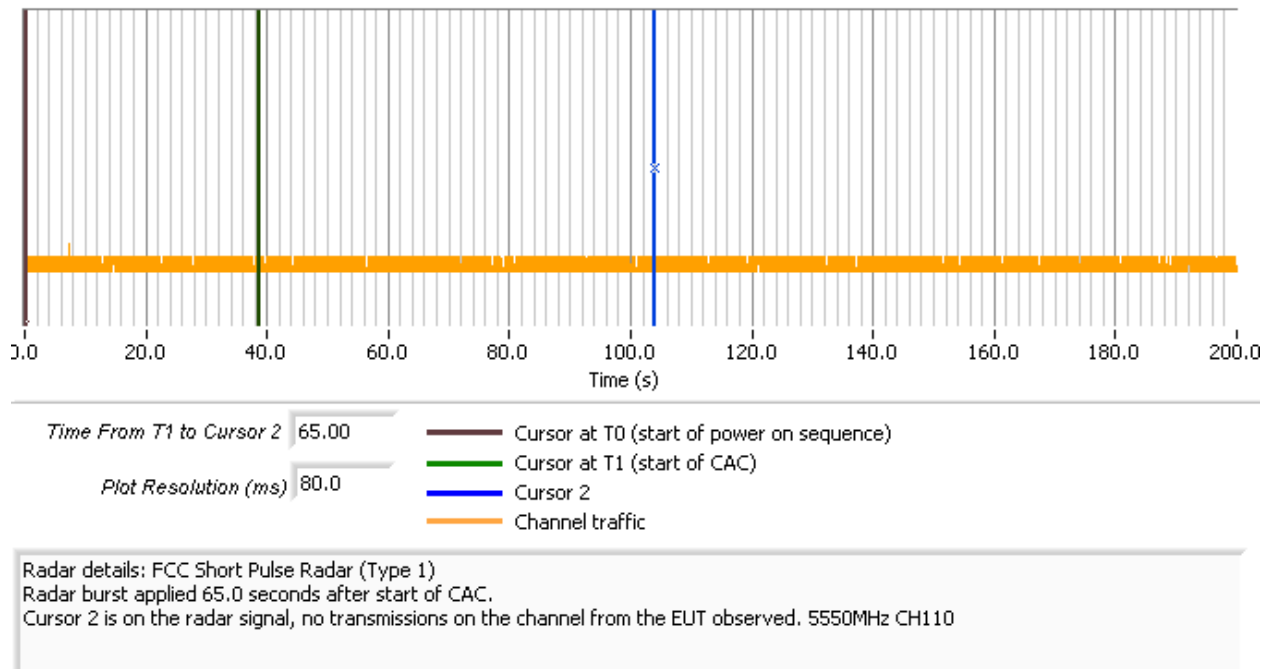


Figure 13 Radar Applied At End of CAC

Appendix E Test Data – Uniform Loading


Uniform Loading tests are not applicable; this device is part of a managed network and is professionally installed. Field units will be configured with one primary channel and two alternate channels.

Appendix F Antenna Specification

Only one antenna is shipped with this radio with a net gain of +16dB.

Appendix G Test Configuration Photograph(s)

Conducted Test Method



Radiated Test Method

