

## Test Setup Photos


- Item 0: PMP450SM 2.4 GHz MIMO/Combo Radio  
Integrated Model C024045C004A
- Item 1: Ground Wire
- Item 2: Non-shielded Ethernet cable, 20 meters long

### Radiated Emissions – Front - Below 1GHz with Patch Antenna



**Test Setup Photos**

**Radiated Emissions – Back - Below 1GHz with Patch Antenna**



**Test Setup Photos**

**Radiated Emissions – Front - Below 1GHz. Model C024045C004A with Dish Antenna**



**Radiated Emissions – Back - Below 1GHz with Dish Antenna**



- Item 1: Ground Wire
- Item 2: Non-shielded Ethernet cable, 20 meters long

**Test Setup Photos**

**Radiated Emissions – Front - Below 1GHz with Panel Antenna**



**Radiated Emissions – Back - Below 1GHz with Panel Antenna**




- Item0: Connectorized Model C024045C008A
- Item 1: Panel Antenna
- Item 2: Non-shielded Ethernet cable, 20 meters long

**Test Setup Photos**

**Radiated Emissions – 1 to 18GHz. Model C024045C004A with Patch Antenna**



**Radiated Emissions – 1 to 18GHz. Model C024045C004A with Dish Antenna**



**Test Setup Photos**

**Radiated Emissions – 1 to 18GHz. Model C024045C008A with Panel Antenna**



**Radiated Emissions – above 18GHz. Model C024045C004A with Patch Antenna**



**Test Setup Photos**

**Radiated Emissions – above 18GHz. Model C024045C004A with Dish Antenna**



**Radiated Emissions – above 18GHz. Model C024045C008A with Panel Antenna**




**Test Setup Photos**

**Radiated Emissions – Band-Edge - Model C024045C008A in Cabinet**



**RF Conducted - Model C024045C008A**





**Test Setup Photos**

**AC Line Conducted. Model C024045C008A with Panel Antenna**



**Test Setup Photos**

**AC Line Conducted with Panel Antenna and computer pinging**

