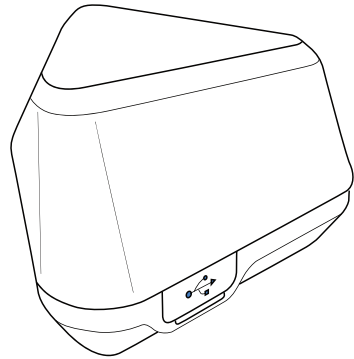


# INCIPIO®

PW-153  
FCC ID:Z7RPW-153  
IC:10013A-PW153



## PROMPT™ VISUAL NOTIFICATION POD MOBILE NOTIFICATIONS SIMPLIFIED

### OVERVIEW

PROMPT™ Notification Pod delivers your mobile device notifications at a glance through Bluetooth® using 10 colored glowing lights to communicate various alerts listed in this manual.



### iOS COLOR TABLE

iOS & ANDROID NOTIFICATIONS	DEFAULT COLOR
Incoming Call	White
Missed Call	Red
Voicemail	Cyan
Social (Text, etc.)(iOS)	Green
Text SMS & MMS (Android)	Green
Schedule (Calendar, etc.)	Orange
Email	Blue
Entertainment	Pink
News, Business, Finance	Teal
Health and Fitness	Purple
Location and Other	Yellow

### CHECKING PROMPT'S BATTERY CAPACITY

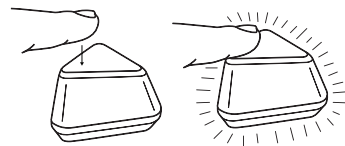
- Simply tap the cap/power button to see one of three colors
  - Green: 60%-100%
  - Yellow: 20%-59%
  - Red: 1-19%

### CHARGING THE PROMPT™

- Lift up the rubber cover and plug in the Micro-USB connector end of the cable into Prompt's charging port. Plug the USB connector end into a wall power adapter (not included) or into any powered USB-compliant ports and charger.
- PROMPT™ Prompt will blink green 3 times to indicate it has started charging.

### TURNING OFF PROMPT™

- Press and hold the cap/power button for 2-3 seconds and verify a white light dim off



### PAIRING

#### PAIRING YOUR iOS 7 DEVICE

- Go to your iOS device's Settings screen and turn Bluetooth on
  - Settings > Bluetooth > On
- Press and hold the cap/power button of PROMPT™ for 2 seconds
  - PROMPT™ will cycle through its colors and automatically enter pairing mode
- On your iOS device's Bluetooth device list, select "INCIPIO PROMPT"
- Click "Pair" when you see the Bluetooth Pairing Request pop up

#### TURNING ON YOUR iOS DEVICE NOTIFICATIONS

- Go to your iOS device's Settings screen's Notification Center
  - Settings > Notification Center

### PAIRING

#### ANDROID 4.3 OR HIGHER BLE ENABLED DEVICE

- Go to your BLE enabled device's settings and turn Bluetooth on
- Download the Incipio PROMPT™ app to your Android 4.3 or higher BLE enabled device
  - Play Store > Search > Incipio PROMPT™ > Install
- Press and hold the cap/power button of Prompt for 2 seconds
  - Prompt will cycle through its colors and automatically enter pairing mode
- Pair your your Android 4.3 or higher BLE enabled device with the PROMPT™
  - Run the Incipio PROMPT™ app and select "PROMPTxxx" from the device list
- Select "OK" to "Enable Notification Access"

For full manual, visit:  
[incipio.com/apps/prompt/manual](http://incipio.com/apps/prompt/manual)

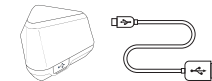
Manuel complet disponible sur:  
Per accedere al manuale completo, visitare il sito:  
Vollständiges Handbuch:  
Para el manual completo, visite:  
[incipio.com/apps/prompt/manual](http://incipio.com/apps/prompt/manual)

### SPECIFICATIONS

Wireless Range: 10m (33ft)  
Input Rating: 5v/ 0.4a  
Battery: 7-10 Day Battery Life  
Dimensions: 0.4" H X 3.5" W X 3.5" D

### INCLUDED

- PROMPT™ colorful notification pod
- USB Charging Cable



### ONE YEAR LIMITED WARRANTY

This product is guaranteed against defects in materials and craftsmanship for one year. Please visit [incipio.com](http://incipio.com) for full details.

### CONNECT WITH INCIPIO

- 6001 Oak Canyon, Irvine, CA 92618
- [support@incipio.com](mailto:support@incipio.com) 1.800.733.0088
- [incipio.com](http://incipio.com) [f /incipio](https://www.facebook.com/incipio) [@myincipio](https://www.instagram.com/myincipio)

This device complies with part 15 of the FCC rules. Operation is subject to the following two conditions:

- (1) this device may not cause harmful interference, and
- (2) this device must accept any interference received, including interference that may cause undesired operation.

Changes or modifications to this unit not expressly approved by the party responsible for compliance could void the user's authority to operate the equipment.

This device complies with Industry Canada licence-exempt RSS standard(s). Operation is subject to the following two conditions:

- (1) this device may not cause interference, and
- (2) this device must accept any interference, including interference that may cause undesired operation of the device.

Le présent appareil est conforme aux CNR d'Industrie Canada applicables aux appareils radio exempts de licence. L'exploitation est autorisée aux deux conditions suivantes :

- (1) l'appareil ne doit pas produire de brouillage, et
- (2) l'utilisateur de l'appareil doit accepter tout brouillage radioélectrique subi, même si le brouillage est susceptible d'en compromettre le fonctionnement.