

Figure 7
General Appearance of the EUT



Figure 8
Inside of the EUT




Figure 9
Inside of the EUT



Figure 10
Inside of the EUT




Figure 11
Inside of the EUT



Figure 12
Component side of the PCB




Figure 13
Component side of the PCB




Figure 14
Component side of the PCB




Figure 15
Component side of the PCB



Figure 16
Component side of the PCB



Figure 17
Component side of the PCB




Figure 18
Component side of the PCB



Figure 19
Component side of the PCB




Figure 20
Component side of the PCB




Figure 21
Component side of the PCB




Figure 22
Component side of the PCB




Figure 23
Speaker



Figure 24
Speaker



Figure 25
Power Adapter#1



Figure 26
Power Adapter#2

