

Wireless remoter

Brand Name: ATOB

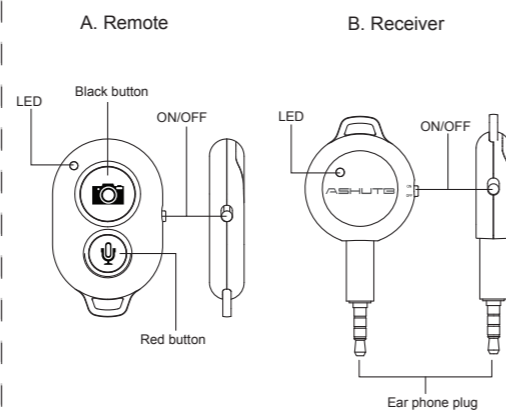
Model Name: ABS-01

FCC ID: Z79ABS-01



AB Shutter Guide

Product illustration

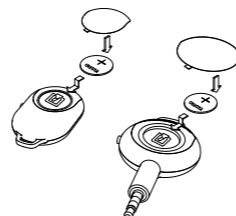


Specifications

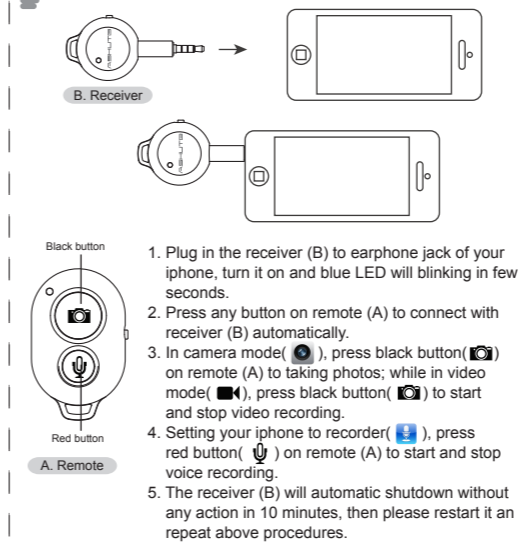
MODEL NO. ABS-01







Operating Frequency Range	2400 MHz to 2482 MHz
Coverage Range	10m
Operating voltage	2.5v~3.3v, typical 3.3v
Operating current typical	16 mA ,max 20mA, standby 200uA.
Working time	up to 3 hours
Battery	CR2032

Battery

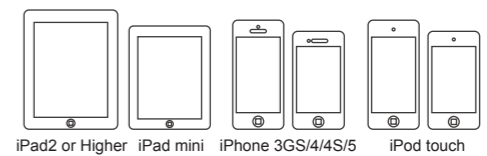


How To Use



1. Plug in the receiver (B) to earphone jack of your iPhone, turn it on and blue LED will blinking in few seconds.
2. Press any button on remote (A) to connect with receiver (B) automatically.
3. In camera mode(, press black button() on remote (A) to taking photos; while in video mode(, press black button() to start and stop video recording.
4. Setting your iPhone to recorder(, press red button() on remote (A) to start and stop voice recording.
5. The receiver (B) will automatic shutdown without any action in 10 minutes, then please restart it an repeat above procedures.

Compatible devices



Devices : iPhone3GS / iPhone4 / 4S / iPhone5 / iPad2 / new iPad / iPod touch (4th generation and higher)



This device complies with part 15 of the FCC rules. Operation is subject to the following two conditions:

- (1) This device may not cause harmful interference, and
- (2) This device must accept any interference received, including interference that may cause undesired operation.

Changes or modifications to this unit not expressly approved by the party responsible for compliance could void the user's authority to operate the equipment.