

GRIPPER ROBOT

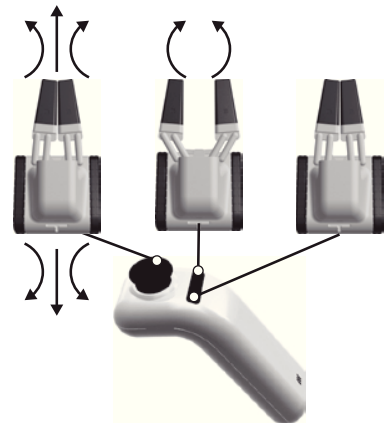

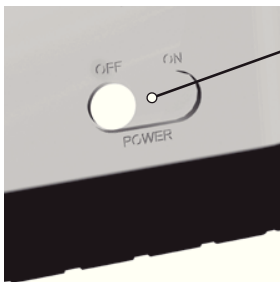
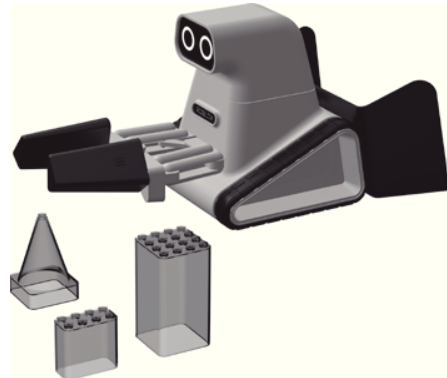
Ages 6+

CONTENTS

- 1 x Chassis
- 1 x Detachable Head
- 1 x Remote
- 1 x Detachable shovel
- 3 x Building Blocks

BATTERY INSTALLATION

The Chassis requires 4 AA 1.5V battery (included) and the remote requires 2 AAA 1.5V batteries (not included). Use a Phillips head or Cross screwdriver to loosen the screw securing the corresponding battery cover plate. Insert the batterie(s), ensuring the correct polarity per the diagrams. Replace the battery cover and tighten the screw.



1. After installing batteries in both your Remote and Chassis, slide the power switch OFF and then back to the ON position

2. Customize the Chassis with the included accessories or use your favorite blocks

3. Use your controller to operate your Gripper Robot.

WARNING: Changes or modifications not expressly approved by the party responsible for compliance could void the user's authority to operate the equipment

This device complies with Part 15 of the FCC Rules. Operation is subject to the following two conditions: (1) this device may not cause harmful interference, and (2) this device must accept any interference received, including interference that may cause undesired operation.

NOTE: This equipment has been tested and found to comply with the limits for a Class B digital device, pursuant to Part 15 of the FCC Rules. These limits are designed to provide reasonable protection against harmful interference in a residential installation. This equipment generates, uses and can radiate radio frequency energy and, if not installed and used in accordance with the instructions, may cause harmful interference to radio communications. However, there is no guarantee that interference will not occur in a particular installation. If this equipment does cause harmful interference to radio or television reception, which can be determined by turning the equipment off and on, the user is encouraged to try to correct the interference by one or more of the following measures:

- Reorient or relocate the receiving antenna.
- Increase the separation between the equipment and receiver.
- Connect the equipment into an outlet on a circuit different from that to which the receiver is connected.
- Consult the dealer or an experienced radio/TV technician for help.

SAFETY PRECAUTIONS:

- Adult supervision is recommended when operating robot.
- For indoor use only.
- Do not use people or animals as obstacles.
- Do not run robot into furniture objects or hard surfaces as this will cause damage to both the objects and robot.
- Keep fingers, hair and loose clothing away from tracks chains while robot is switched to "ON".
- Do not expose to extreme temperatures or moisture
- Do not leave robot, remote, or accessories near sources of heat or under direct sunlight for long periods of time.
- Thoroughly inspect products before every use. If the product appears worn, frayed/splintered, cracked, or broken in any manner, discontinue use and discard immediately.

ALKALINE BATTERY WARNING:

- Do not mix old and new batteries.
- Do not mix alkaline, standard (carbon-zinc), or rechargeable batteries.
- Alkaline batteries are recommended. Use only the specified voltage.
- Insert batteries using the correct polarity. Always use, replace, and recharge (if applicable) batteries under adult supervision.
- Do not attempt to charge non-rechargeable batteries.
- Do not short-circuit the battery supply terminals.
- Do not dispose of batteries in fire: batteries may explode or leak.
- Remove batteries before storing.
- Recycle or dispose of batteries according to federal, state, and local laws.
- Keep these instructions for future reference.

©2019 MerchSource, LLC. Irvine, CA 92618. All rights reserved.

For technical support, please call 1-800-374-2744.

KEEP THIS INSTRUCTION MANUAL AS IT CONTAINS IMPORTANT INFORMATION FOR FUTURE REFERENCE.

Due to continuous product improvements, the picture on the manual may differ slightly from the actual product.

Printed in China.

WARNING:
CHOKING HAZARD - Small Parts.
Not for Children under 3 years.