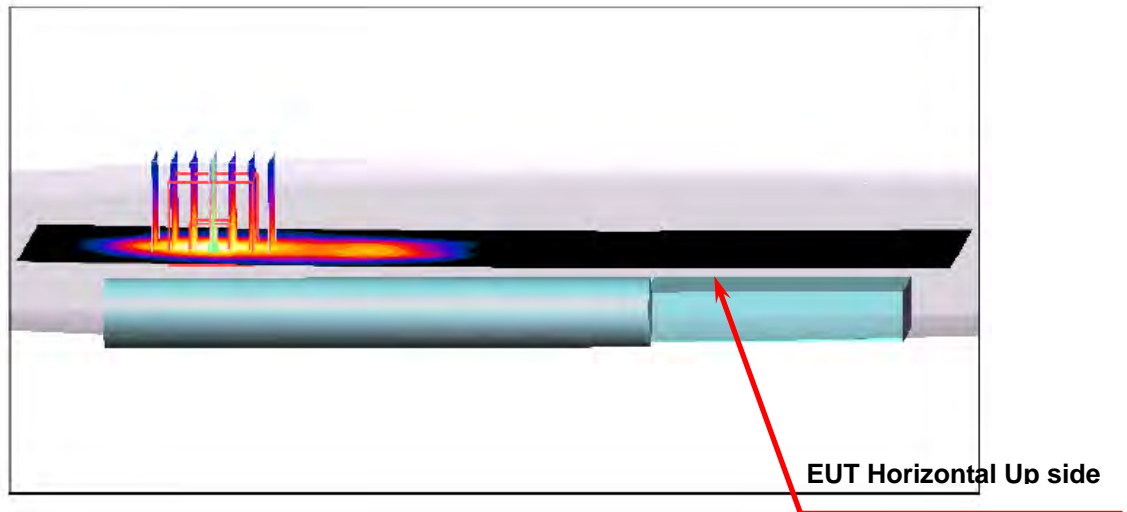


## SAR Test Setup Photographs

Body Setup (5 mm separation to phantom)




Figure 1. Body SAR Test Setup (Flat Section)\_ Horizontal Up with USB Cable\_antenna straight mode




**Body Setup (5 mm separation to phantom)**



**Figure 2. Body SAR Test Setup (Flat Section)\_ Horizontal Down with USB Cable\_antenna straight mode**



**Body Setup (5 mm separation to phantom)**



**Figure 3. Body SAR Test Setup (Flat Section)\_ Horizontal Up with USB Cable\_antenna bent at 90 degrees**

