


1. Figure

The EUT-Inside View




2. Figure

PCB of the EUT-Front View




3. Figure

PCB of the EUT-Back View




4. Figure

PCB of the EUT-Front View




5. Figure

PCB of the EUT-Back View




6. Figure

PCB of the EUT-Front View




7. Figure

PCB of the EUT-Back View




8. Figure

PCB of the EUT-Front View




9. Figure

PCB of the EUT-Back View



10. Figure


PCB of the EUT-Front View



Antenna


11. Figure

PCB of the EUT-Back View



12. Figure

PCB of the EUT-Front View



13. Figure

PCB of the EUT-Back View

