

APPENDIX D – DUT AND ACCESSORY PHOTOS







Figure	C3, C3VET(Default DUT)	
D1		
Front	Back	
		
Left	Right	
		
Top	Tip	
		



Figure	DUT Variants	
D2		
C3, C3Vet	L7, L7Vet	
 <p>The image shows the back of a white Clarius Scanner C3. A black ergonomic grip is attached to the bottom. The back panel features a white label with the following text: 'clarius', 'GS1', 'CC4018/P03709 [REF 50-02-00003]', 'Clarius Scanner C3', '7.2 V ~ 2350 mAh', and '(IP67) Made in Canada'. There are also various regulatory icons like CE, FCC, and a warning symbol.</p>	 <p>The image shows the back of a white Clarius Scanner L7. A black ergonomic grip is attached to the bottom. The back panel features a white label with the following text: 'clarius', 'GS1', 'CC4018/P03709 [REF 50-02-00003]', 'Clarius Scanner L7', '7.2 V ~ 2350 mAh', and '(IP67) Made in Canada'. There are also various regulatory icons like CE, FCC, and a warning symbol.</p>	

Figure	DUT Variants	
D3		
C7, C7Vet	EC7	
		