


7. Photographs of the Test Set-Up


Photograph 1: Set-up for Conducted Emissions




Photograph 2: Set-up for Radiated Emissions




Photograph 3: Set-up for Spurious Emissions of headphone, below 30MHz




Photograph 4: Set-up for Spurious Emissions of docking, below 30MHz




Photograph 5: Set-up for Spurious Emissions of headphone, 30MHz - 1GHz




Photograph 6: Set-up for Spurious Emissions of docking, 30MHz - 1GHz




Photograph 7: Set-up for Spurious Emissions of headphone, 1GHz – 18GHz



Photograph 8: Set-up for Spurious Emissions of docking, 1GHz – 18GHz



Photograph 9: Set-up for Spurious Emissions of headphone, 18GHz – 25GHz



Photograph 10: Set-up for Spurious Emissions of docking, 18GHz – 25GHz

