




9 PHOTOGRAPHS OF TEST SETUP




Radiated spurious emission Test Setup-1 With camera(Below 1GHz)




Radiated spurious emission Test Setup-2 With camera close up (Below 1GHz)




Radiated spurious emission Test Setup-3 Without camera(Below 1GHz)




Radiated spurious emission Test Setup-4 Without camera close up (Below 1GHz)




Radiated spurious emission Test Setup-5 With camera (Above 1GHz)




Radiated spurious emission Test Setup-6 Without camera (Above 1GHz)



**Radiated spurious emission Test Setup-7(Above 1GHz)
There are absorbing materials under the ground.**



Conducted Emissions Test Setup-1



Conducted Emissions Test Setup-2