


SenseCAP Indicator Antenna



PRODUCTS

Part No.	Weight	Dimensions (L x W)	Cables Dimensions	Connector	Color
M01-0400690R0A	1g	74.86*36.1mm	Φ 1.13*80mm	IPX1	Black+Grey

SPECIFICATIONS

PARAMETER	SPECIFICATION	
Frequency Bands, MHz	863-928	2400-2500
VSWR (Max)	3.0:1	3.0:1
Peak Gain, dBi (Typ)	Up to 0.6@8780MHz/Up to 1.89@2500MHz	
Nominal Impedance	50 Ω	
Max Power (ambient temp of 25°C)	10 Watts	
Azimuth Beam Width (deg)	Omnidirectional	
Polarization	Linear	
Color	Black	
Storage Temperature Range (°C)	-40° C to +85° C	
Operational Temperature Range (°C)	-30° C to +80° C	
Material Substance Compliance	REACH/RoHS Compliant	
HSCODE	8517707090	
USHSCODE	8517620010	
UPC		

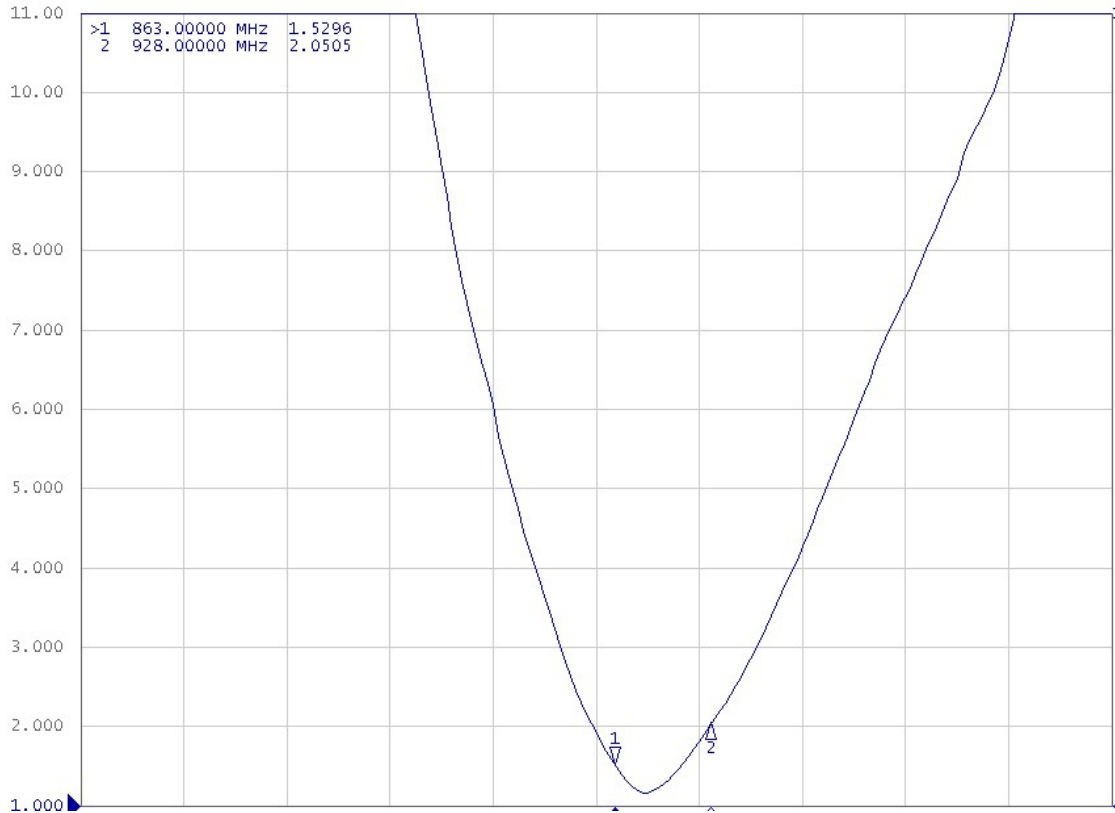
MyAntenna RF Technology Co., Ltd

ADD: No.RM 405, R3-A Building, Shenzhen High-Tech Park, Nanshan, Shenzhen, P.R. China.

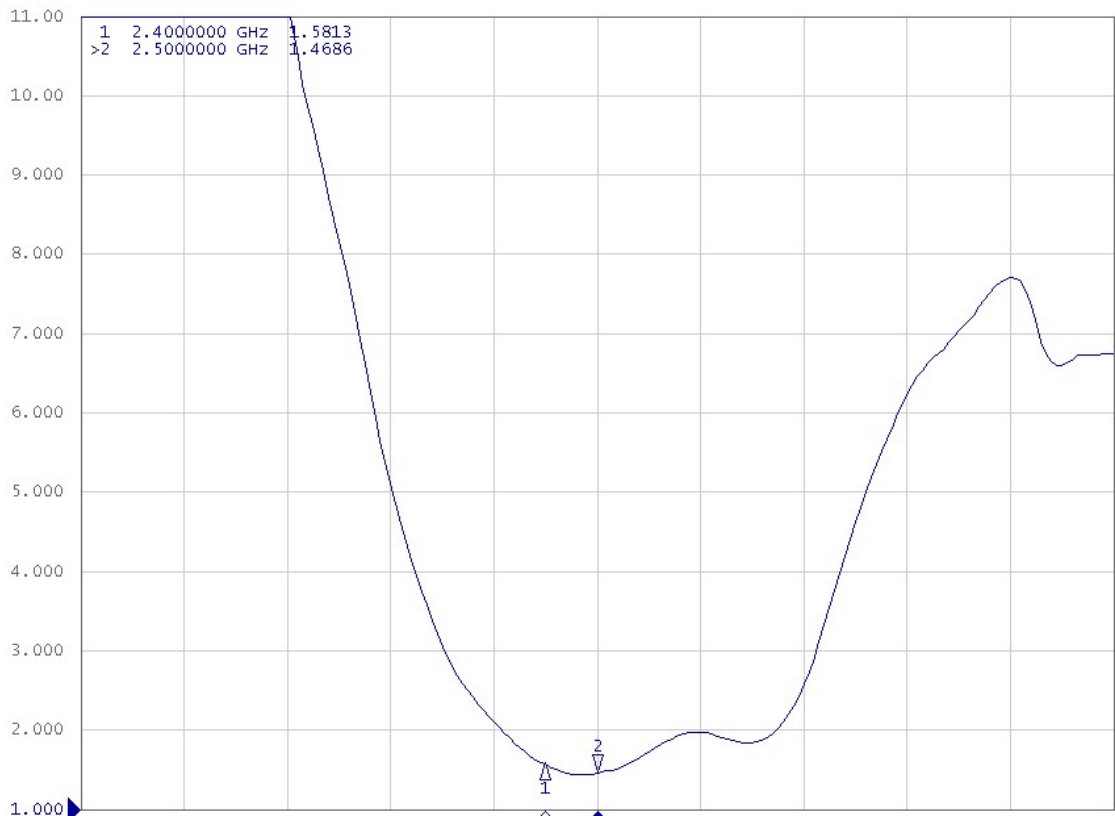
TEL: +86-0755-86503881 FAX: +86-0755-27801677 E-mail: nfc@myantenna.com

ELECTRICAL DATA

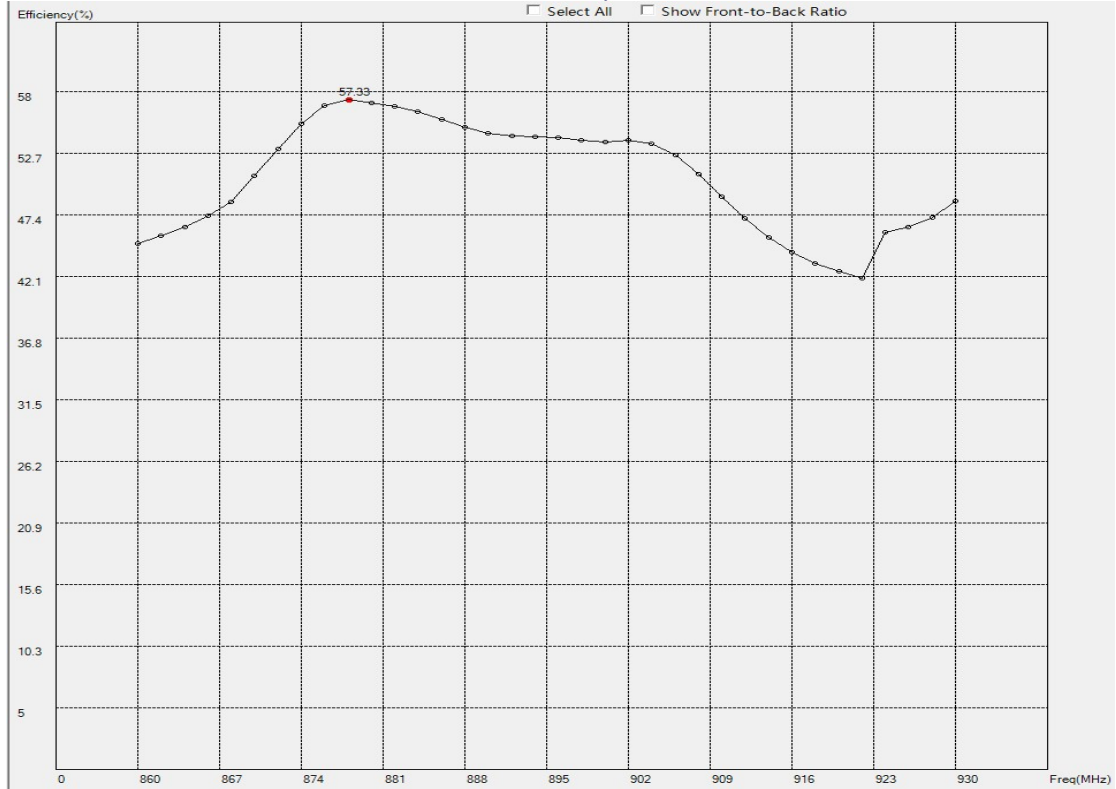
LoRa VSWR



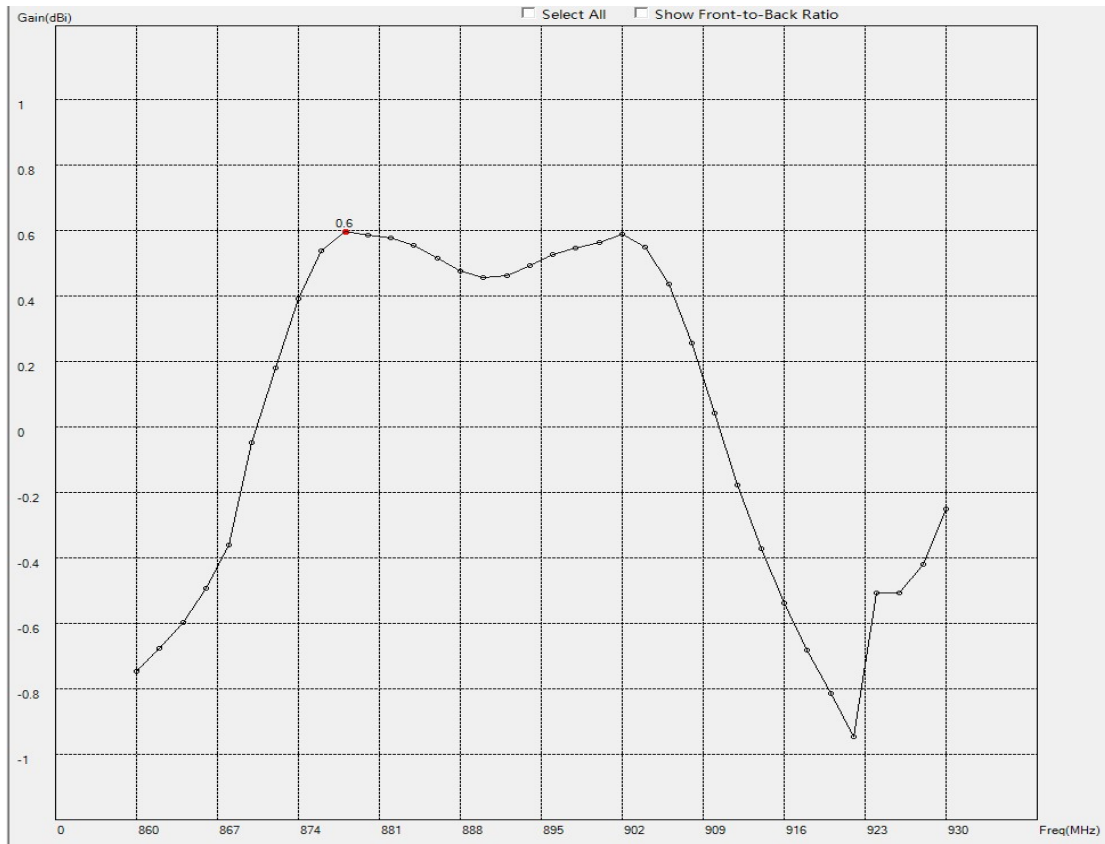
WIFI VSWR



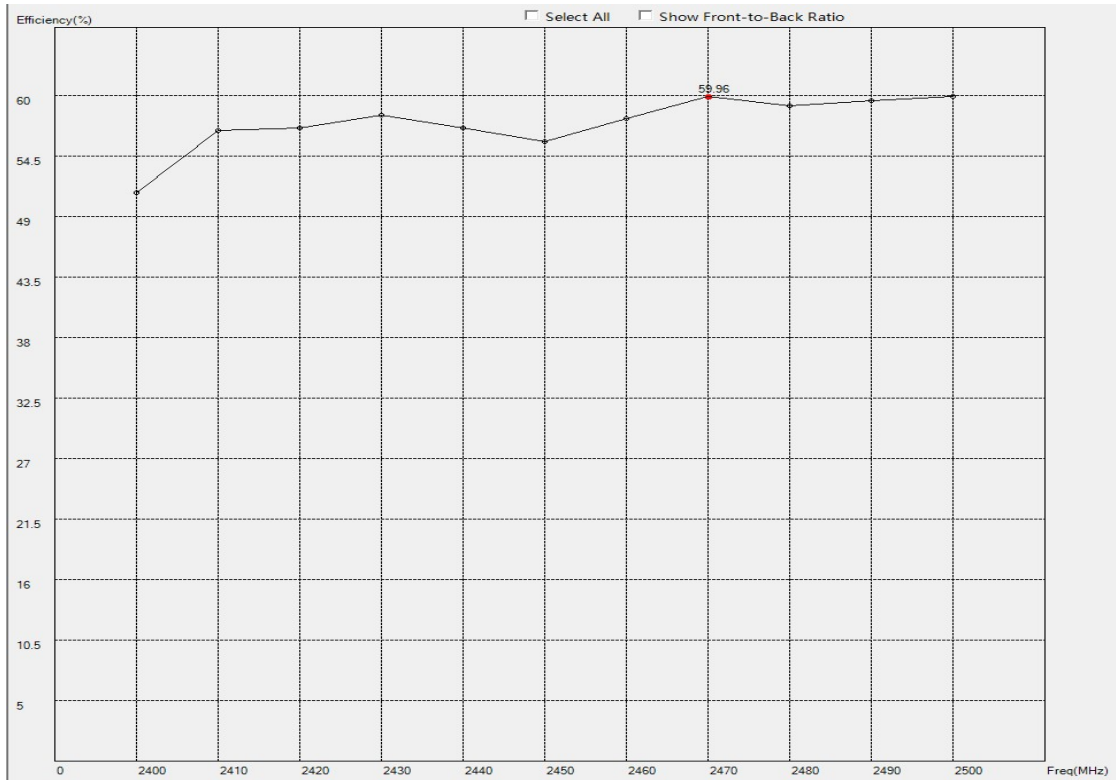
LoRa Efficiency (%)



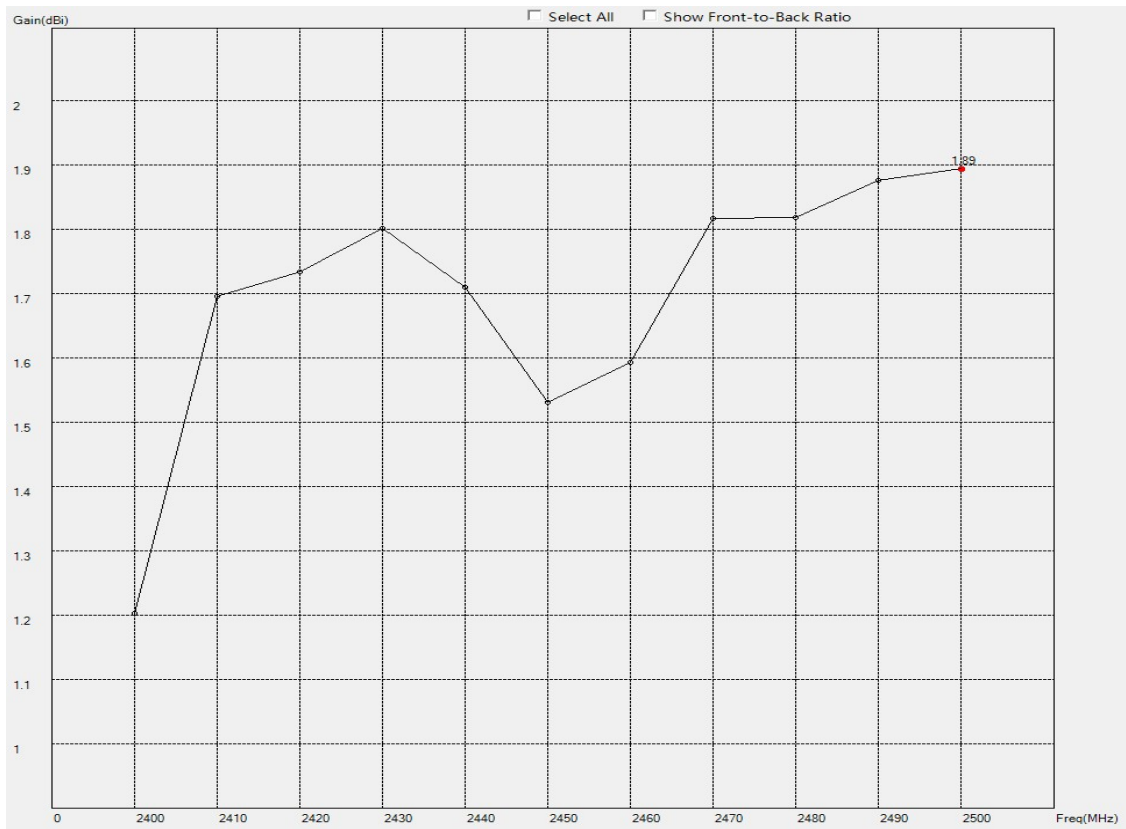
LoRa Peak Gain (dBi)



WiFi Efficiency (%)



WiFi Peak Gain (dBi)



LoRa 天线

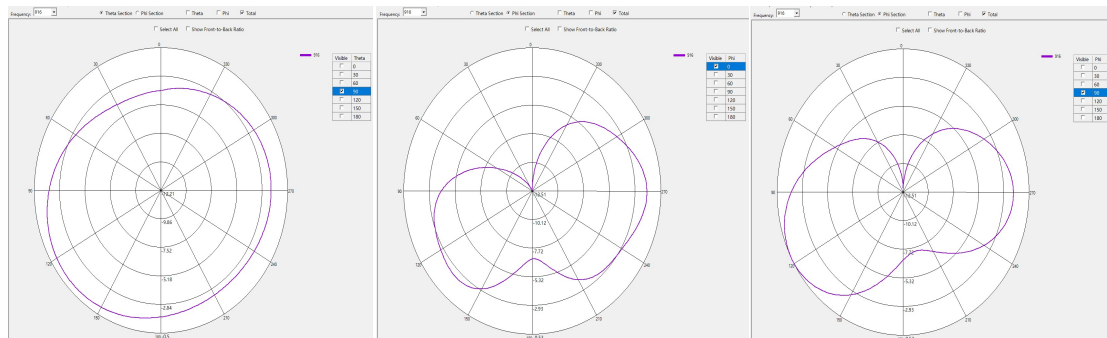
Freq (MHz)	Gain (dBi)	Efficiency (%)	Freq (MHz)	Gain (dBi)	Efficiency (%)	Freq (MHz)	Gain (dBi)	Efficiency (%)
860	-0.75	44.96	884	0.55	56.27	908	0.26	50.91
862	-0.67	45.61	886	0.51	55.61	910	0.04	48.98
864	-0.60	46.33	888	0.48	54.91	912	-0.18	47.11
866	-0.49	47.30	890	0.46	54.45	914	-0.37	45.44
868	-0.36	48.52	892	0.46	54.19	916	-0.54	44.20
870	-0.05	50.78	894	0.49	54.13	918	-0.68	43.23
872	0.18	53.04	896	0.53	54.02	920	-0.81	42.55
874	0.39	55.27	898	0.55	53.81	922	-0.95	41.98
876	0.54	56.81	900	0.56	53.67	924	-0.51	45.93
878	0.60	57.33	902	0.59	53.84	926	-0.51	46.32
880	0.59	57.01	904	0.55	53.56	928	-0.42	47.19
882	0.58	56.70	906	0.44	52.55	930	-0.25	48.60

WIFI 天线

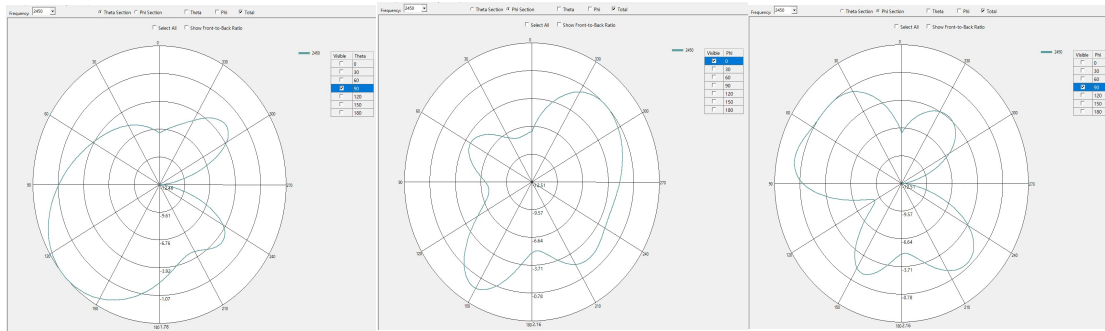
Freq (MHz)	Gain (dBi)	Efficiency (%)	Freq (MHz)	Gain (dBi)	Efficiency (%)
2400	1.2	51.18	2460	1.59	57.87
2410	1.7	56.79	2470	1.82	59.96
2420	1.73	57.07	2480	1.82	59.08
2430	1.8	58.24	2490	1.88	59.52
2440	1.71	57.03	2500	1.89	59.92
2450	1.53	55.8			

RADIATION PATTERNS


2D Radiation Pattern at 916MHz



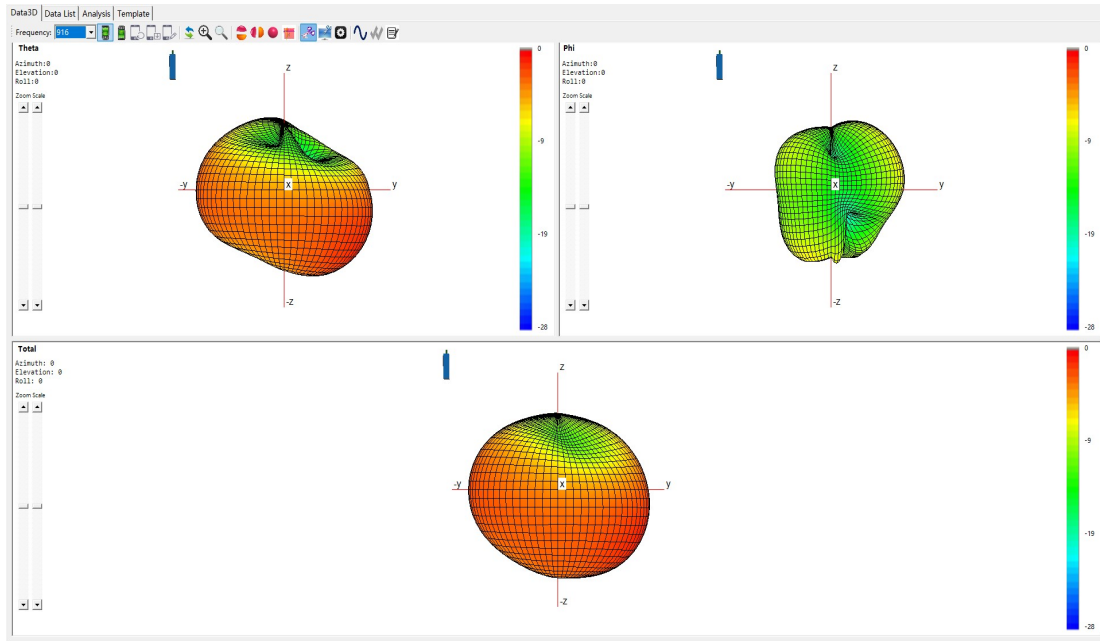
2D Radiation Pattern at 2450MHz



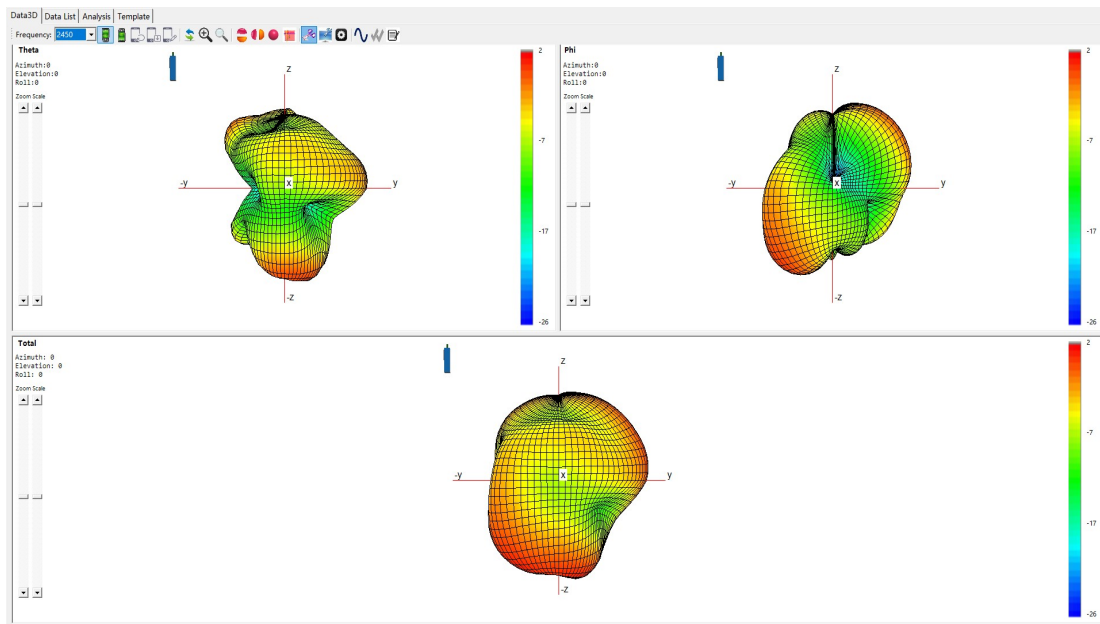
Directional pattern



3D (LoRa)



3D(WIFI)



HOUSING CONFIGURATIONS

