



Compliance Engineering Ireland Ltd

Raystown, Ratoath Road, Ashbourne, Co. Meath

Tel: +353 1 8256722 Fax: +353 1 8256733

Project Number: 11E3767-4

Prepared for:

Kelsius

By

Compliance Engineering Ireland Ltd
Clonross Lane
Derrockstown
Dunshaughlin
Co. Meath

FCC Site Registration: 92592
Industry Canada Assigned Code: 8517A

Date

5th November 2011

FCC EQUIPMENT AUTHORISATION
Test Report

EUT Description
Repeater

Authorised:

A handwritten signature in blue ink, reading 'John McAnally', written over a horizontal line.

List of Exhibits

Title Page

List of Exhibits

Exhibit A – Technical Report

Exhibit B – Photographs

THIS REPORT SHALL NOT BE REPRODUCED EXCEPT IN FULL, WITHOUT THE
WRITTEN APPROVAL OF COMPLIANCE ENGINEERING IRELAND LTD

Exhibit A – Technical Report

Kelsius

Applicant Name and Address

The system covered under this authorisation report was designed, manufactured and assembled by Kelsius Ltd. The company's full name and mailing address is given below:

**Unit 6, Ballyconnell
Industrial Estate, Falcarragh,
Co Donegal,
Ireland**

Model Name

The model number for the EUT covered under this application report is:

Repeater

Test Setups

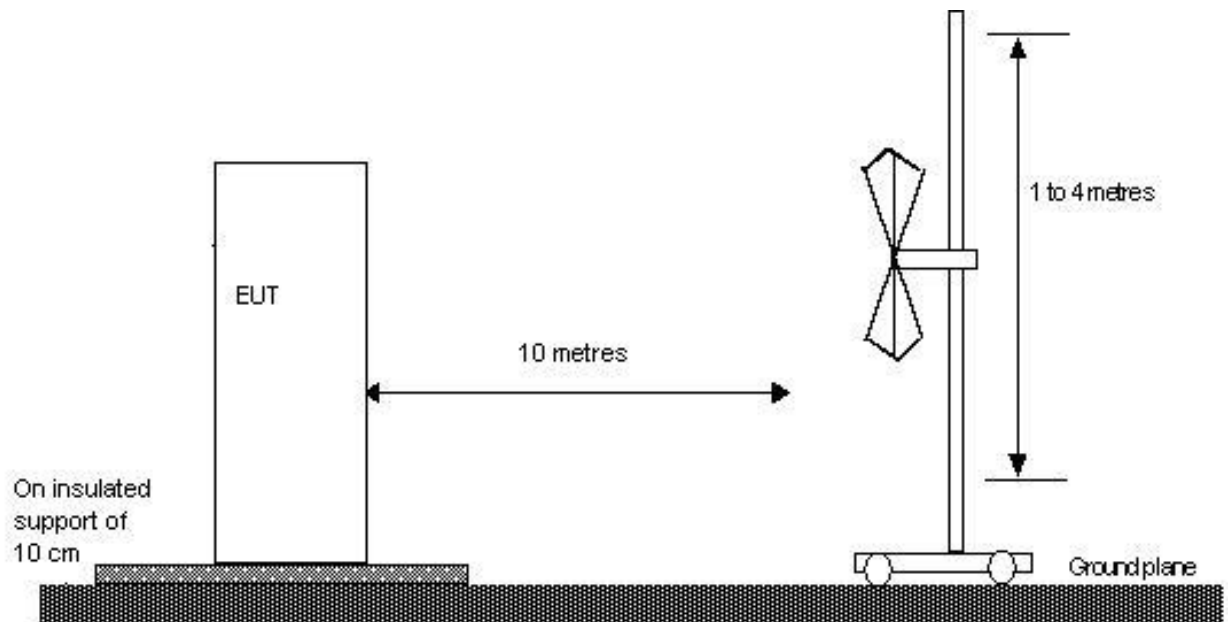
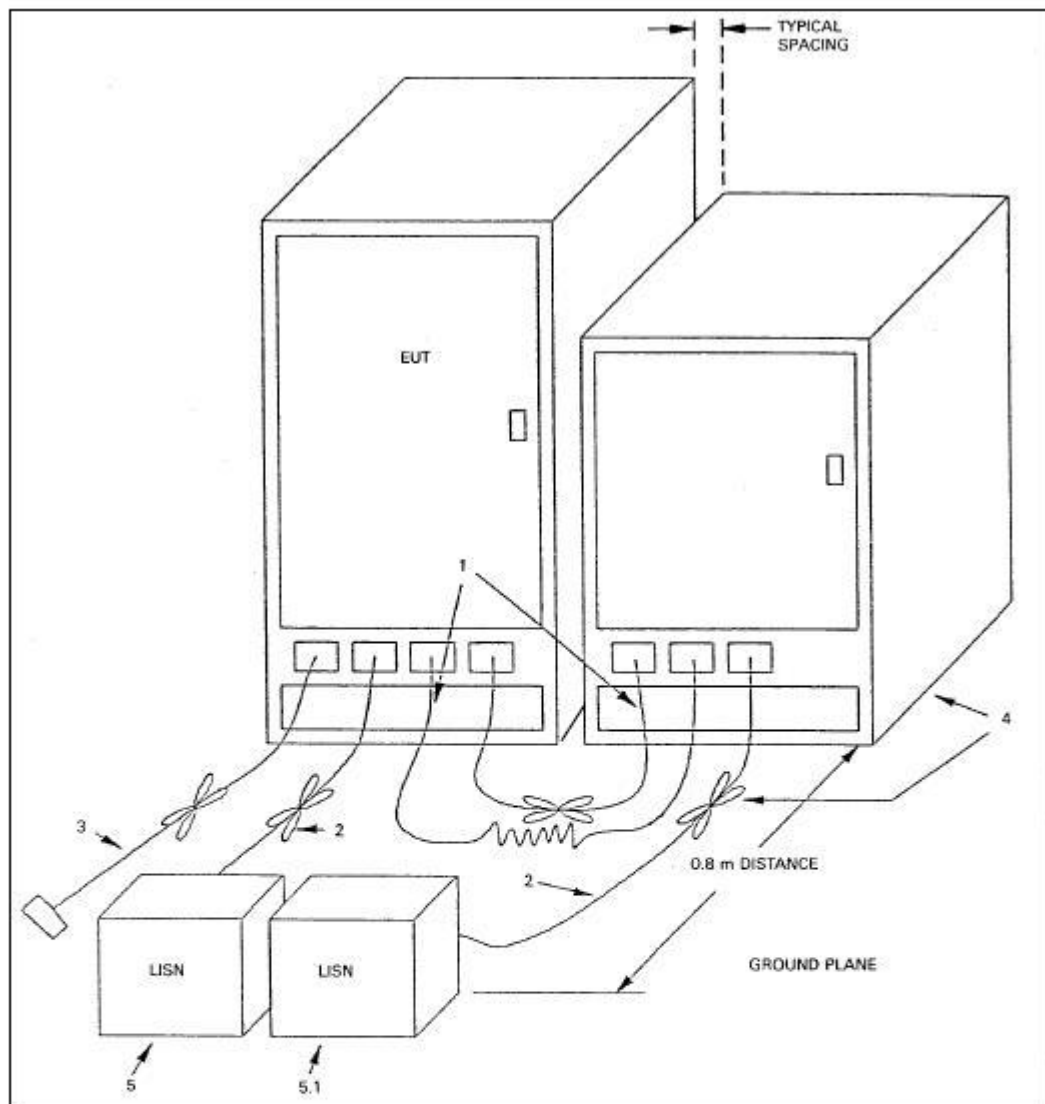


FIGURE 1: Radiated Emissions Test Setup – Test Distance 10m

**LEGEND:**

- 1) Excess I/O cables shall be bundled in the center. If bundling is not possible, the cables shall be arranged in serpentine fashion. Bundling shall not exceed 40 cm in length (see 6.1.4 and 11.2.4).
- 2) Excess power cords shall be bundled in the center or shortened to appropriate length (see 7.2.1).
- 3) I/O cables that are not connected to a peripheral shall be bundled in the center. The end of the cable may be terminated, if required, using the correct terminating impedance. If bundling is not possible, the cable shall be arranged in serpentine fashion (see 6.1.4).
- 4) EUT and all cables shall be insulated, if required, from the groundplane by up to 12 mm of insulating material (see 6.1.4 and 6.2.2).
- 5) EUT connected to one LISN. LISN can be placed on top of, or immediately beneath, the groundplane.
 - 5.1) All other equipment powered from a second LISN or additional LISN(s) (see 5.2.3 and 7.2.1).
 - 5.2) Multiple outlet strip can be used for multiple power cords of non-EUT equipment.

FIGURE 2: Conducted Emissions Test Setup

Exhibit B
Test Configurations




Figure 1: Radiated emissions setup below 1 GHz



Figure 2: Radiated emissions setup above 1 GHz



Figure 3: Conducted emissions setup