



Health  meter™

nuyu™



## Wireless Scale HNY200 Owner's Guide

READ AND KEEP THESE INSTRUCTIONS



# Table of Contents

Welcome to nuyu™ .....	3
Insert the Batteries .....	4
Set-Up Instructions .....	4
Connect your nuyu™ Wireless Scale .....	4
Using your nuyu™ Wireless Scale .....	6
Keys and Icons .....	7
Troubleshooting .....	8
Important Information .....	9
Limited Warranty .....	11



## Welcome

Congratulations, you are the proud owner of a nuyu Wireless Scale! Reach your health goals today with the nuyu wireless scale that uploads weight information automatically.

The easy to use nuyu Wireless Scale uses Bluetooth® Technology to send weight information wirelessly to the nuyu app!

[www.healthometernuyu.com](http://www.healthometernuyu.com)






## Activate the Scale

- 1 Remove battery door and remove Pull Tab to activate the scale.



## Set-Up Instructions

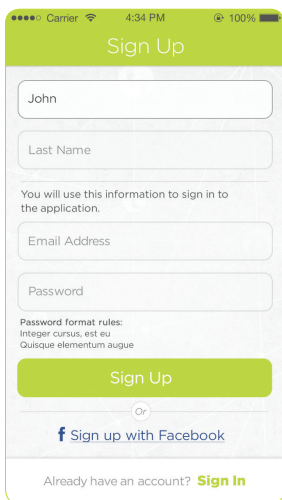
Connect your nuyu™ wireless scale

- 1  Download the nuyu™ application from the App Store.





2



Sign Up

John

Last Name

You will use this information to sign in to the application.


Email Address

Password

Password format rules:  
Integer cursus, est eu  
Quisque elementum augue

Sign Up

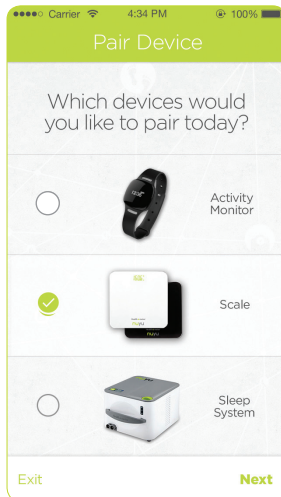
Or

 Sign up with Facebook

Already have an account? **Sign In**

Create an account

3



Pair Device

Which devices would you like to pair today?

☐ Activity Monitor

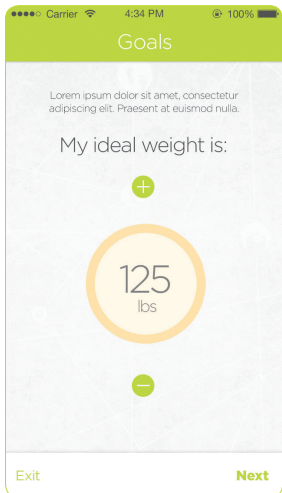
☒ Scale

☐ Sleep System

Exit **Next**

Connect your Wireless Scale while keeping it close to your phone or tablet.

4



Goals

Lorem ipsum dolor sit amet, consectetur adipiscing elit. Praesent at euismod nulla.

My ideal weight is:

+

125  
lbs

-

Exit **Next**

Set Your Goals

5



## Using your nuyu™ Wireless Scale

- 1 Place the scale on a flat, hard surface for maximum accuracy. Please do not use on carpet.
- 2 Open the nuyu™ app, and click on the WEIGHT screen.
- 3 Step onto the scale and position your feet so that your weight is distributed evenly over the scale's surface. Stand still while reading the display

Your current weight has now been saved in your nuyu™ app.

NOTE: To ensure your weight is saved in your app, please make sure that your phone or tablet is the device closest to the scale. Remove other mobile devices from the area if they also have a nuyu™ app installed. The closest app to the scale will receive the new weight measurement.



# Keys and Icons

## Weight Readout



Bluetooth® SMART  
connection

Unit of Measure:  
Pounds (LB ) or  
Kilograms (KG)

## Error Messages:



Low Battery  
Alarm



Overload



Weighing Error KG



Weighing Error LB



Bluetooth®  
SMART error



# Firmware Updates

Periodically, as part of our continuous improvement policy, there may be a firmware update for the scale. You will be notified through the app that it is available. Select update firmware to proceed with the update. You will see a confirmation on the scale screen.

NOTE: The firmware update could take up to 5 minutes to complete. When updating the firmware, please keep the device in close proximity to the scale as the device is the conduit to the scale for updates. The scale will display the progress to keep you informed.



The display is in the process of firmware upgrade.  
State 1->2->3->4->5->1->2....State 1 and 5 flash alternately 2 times when a firmware upgrade is complete





# Troubleshooting

## Bluetooth® Connection Failure:

Turn Bluetooth® OFF and then ON on your smart device to re-establish the connection.

If the problem persists, restart your smart device.

## App and Wireless Scale Connection Failure:

Try each of the following:

1. Make sure your mobile device is within range of the scale and the WEIGHT screen is open in your nuyu™ app.
2. Try reconnecting the scale. To do this:
  - a. Open the nuyu™ app
  - b. Click on the WEIGHT screen
  - c. Hit the refresh button in the top right hand corner of the screen.
3. If the scale does not respond, check the batteries in the scale as they may need replacing.

# Important Information

This scale requires 4 AA batteries. When “Lo” appears on the display, replace the batteries.

To change unit of measure: on the back of your scale, press the “KG/LB” button.

To clean your scale, please use a dry cloth to remove dust.

Weight exceeding the capacity (400 lb / 181 kg) may damage your scale.

This product is designed for personal use only.

Not for commercial or industrial use.

This unit is not waterproof; avoid contact with excessive moisture.

If “E” appears on the display:

- The scale cannot detect a stable weight. Please stand still while weighing.
- The weight has exceeded the scale's capacity (400 lb / 181 kg).



# FCC Statement

This device complies with part 15 of the FCC Rules & Industry Canada's licence-exempt RSSs.

Operation is subject to the following two conditions:

- (1) This device may not cause interference; and
- (2) This device must accept any interference, including interference that may cause undesired operation of the device.

Le présent appareil est conforme aux CNR d'Industrie Canada applicables aux appareils radio exempts de licence. L'exploitation est autorisée aux deux conditions suivantes:

- (1) l'appareil ne doit pas produire de brouillage, et
- (2) l'utilisateur de l'appareil doit accepter tout brouillage radioélectrique subi, même si le brouillage est susceptible d'en compromettre le fonctionnement.

Changes or modifications not expressly approved by the party responsible for compliance could void the user's authority to operate the equipment.

This equipment has been tested and found to comply with the limits for a Class B digital device, pursuant to part 15 of the FCC Rules. These limits are designed to provide reasonable protection against harmful interference in a residential installation. This equipment generates uses and can radiate radio frequency energy and, if not installed and used in accordance with the instructions, may cause harmful interference to radio communications. However, there is no guarantee that interference will not occur in a particular installation. If this equipment does cause harmful interference to radio or television reception, which can be determined by turning the equipment off and on, the user is encouraged to try to correct the interference by one or more of the following measures:

- Reorient or relocate the receiving antenna.
- Increase the separation between the equipment and receiver.
- Connect the equipment into an outlet on a circuit different from that to which the receiver is connected.
- Consult the dealer or an experienced radio/TV technician for help.



# Limited Warranty

## 1 YEAR LIMITED WARRANTY

**PLEASE DO NOT RETURN THIS PRODUCT TO ANY OF THESE ADDRESSES OR TO THE PLACE OF PURCHASE.**

Sunbeam Products, Inc. doing business as Jarden Consumer Solutions or if in Canada, Sunbeam Corporation (Canada) Limited doing business as Jarden Consumer Solutions (collectively "JCS") warrants that for a period of five years from the date of purchase, this product will be free from defects in material and workmanship. JCS, at its option, will repair or replace this product or any component of the product found to be defective during the warranty period. Replacement will be made with a new or remanufactured product or component. If the product is no longer available, replacement may be made with a similar product of equal or greater value. This is your exclusive warranty. Do NOT attempt to repair or adjust any electrical or mechanical functions on this product. Doing so will void this warranty. This warranty is valid for the original retail purchaser from the date of initial retail purchase and is not transferable. Keep the original sales receipt. Proof of purchase is required to obtain warranty performance. JCS dealers, service centers, or retail stores selling JCS products do not have the right to alter, modify or any way change the terms and conditions of this warranty. This warranty does not cover normal wear of parts or damage resulting from any of the following: negligent use or misuse of the product, use on improper voltage or current, use contrary to the operating instructions, disassembly, repair or alteration by anyone other than JCS or an authorized JCS service center. Further, the warranty does not cover: Acts of God, such as fire, flood, hurricanes and tornadoes.

### What are the limits on JCS's Liability?

JCS shall not be liable for any incidental or consequential damages caused by the breach of any express, implied or statutory warranty or condition. Except to the extent prohibited by applicable law, any implied warranty or condition of merchantability or fitness for a particular purpose is limited in duration to the duration of the above warranty. JCS disclaims all other warranties, conditions or representations, express, implied, statutory or otherwise. JCS shall not be liable for any damages of any kind resulting from the purchase, use or misuse of, or inability to use the product including incidental, special, consequential or similar damages or loss of profits, or for any breach of contract, fundamental or otherwise, or for any claim brought against purchaser by any other party. Some provinces, states or jurisdictions do not allow the exclusion or limitation of incidental or consequential damages or limitations on how long an implied warranty lasts, so the above limitations or exclusion may not apply to you.

This warranty gives you specific legal rights, and you may also have other rights that vary from province to province, state to state or jurisdiction to jurisdiction.

### How to Obtain Warranty Service

In the U.S.A: If you have any question regarding this warranty or would like to obtain warranty service, please call 1 888-474-3176 and a convenient service center address will be provided to you.

In the U.S.A., this warranty is offered by Sunbeam Products, Inc. doing business Jarden Consumer Solutions located in Boca Raton, Florida 33431. If you have any other problem or claim in connection with this product, please write our Consumer Service Department.

**PLEASE DO NOT RETURN THIS PRODUCT TO ANY OF THESE ADDRESSES OR TO THE PLACE OF PURCHASE.**

© 2015 Sunbeam Products, Inc. doing business as Jarden Consumer Solutions.



# Health meter™

# nuyu™

©2015 Sunbeam Products, Inc. doing business as Jarden Consumer Solutions, a subsidiary of Jarden Corporation (NYSE:JAH). Made in China. All Rights Reserved. The Bluetooth® word mark and logos are registered trademark owned by Bluetooth SIG, Inc. and any use of such marks by Sunbeam Products, Inc. is under license. Other trademarks and trade names are those of their respective owners. Apple, the Apple logo, iPad, and iPhone are trademarks of Apple Inc., registered in the U.S. and other countries. App Store is a service mark of Apple Inc. The Android™ robot is reproduced or modified from work created and shared by Google and used according to terms described in the Creative Commons 3.0 Attribution License. Google Play is a trademark of Google Inc. The Lithium coin battery used in this product contains perchlorate material. Special handling may apply in California. Go to [www.dtsc.ca.gov/hazardouswaste/perchlorate](http://www.dtsc.ca.gov/hazardouswaste/perchlorate) for more information.

Printed in China. SPR061915-343P PN: 178501 Rev.B