

## **Antenna Specifications**

Antenna: ML85-ANT

Shenzhen Rambo Weiye Electronic Co., Ltd  
3A03, Block 1, 182 Design Park, NO 182, Bulan Rd,  
Buji Longgang district, Shenzhen China  
xianglong fang

## 1. General Information

### 1.1 Identification of the Responsible Testing Laboratory

Company Name: Shenzhen Morlab Communications Technology Co., Ltd.  
Department: Morlab Laboratory  
Address: FL.3, Building A, FeiYang Science Park, No.8 LongChang Road, Block 67, BaoAn District, ShenZhen, GuangDong Province, P. R. China 518101  
Responsible Test Lab Manager: Mr. Zeng Dexin  
Telephone: +86 755 36698555  
Facsimile: +86 755 36698525

### 1.2 Identification of the Responsible Testing Location

Name: Shenzhen Morlab Communications Technology Co., Ltd.  
Address: FL.3, Building A, FeiYang Science Park, No.8 LongChang Road, Block 67, BaoAn District, ShenZhen, GuangDong Province, P. R. China 518101

### 1.3 List of Test Equipments

No.	Type	Specification
1	8960-5515C System Simulator	Manufacturer: Agilent
2	CMU 200 System Simulator	Manufacturer: R&S
3	E5071B Vector Network Analyzer	Manufacturer: Agilent
4	4*4*4 Full Anechoic Chamber	Manufacturer: Satimo
5	SG24 Multi-probe Antenna Measurement System	Manufacturer: Satimo

## 2. Technical Information

Note: Provide by applicant.

### 2.1 Applicant Information

Company: Shenzhen Rambo Weiye Electronic Co., Ltd  
Address: 3A03, Block 1, 182 Design Park, NO 182, Bulan Rd, Buji Longgang district, Shenzhen China  
Contact: xianglong fang  
Telephone: 13823556470  
Fax: NA  
E-mail: N/A

### 2.2 Antenna under Test (AUT) Description

Brand Name: NA  
Model Name: ML85-Antenna

#### 2.2.1 Photographs of the EUT

Please reference annex A.

#### 2.2.2 Identification of all used EUTs

The EUT Identity consists of numerical and letter characters (see the table below), the first five numerical characters indicates the Type of the EUT defined by Morlab, the next letter character indicates the test sample, and the following two numerical characters indicates the software version of the test sample.

EUT Identity	Memo
AUT01	N/A

### 3. Test Results

#### 3.1 Applied Reference Documents

Leading reference documents for testing:

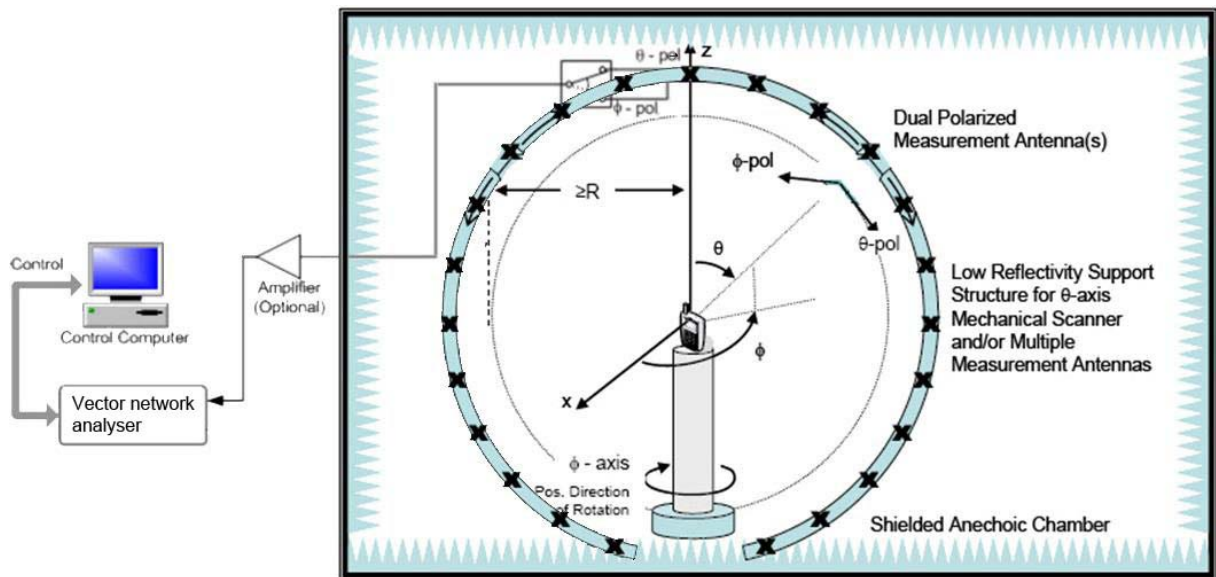
No.	Identity	Document Title
1	IEEE149-1979	IEEE Standard Test Procedures for Antennas

#### 3.2 Test Conditions

Test Environment Conditions:

- 1) Temperature: 23° C
- 2) Relative Humidity: 49%

Test Setup:




**3.3 Test Results lists**

**3.3.1 Gain**


<b>Frequency</b>	<b>Gain(dBi)</b>
2400MHz	-0.780727
2410MHz	-0.935094
2420MHz	-1.44324
2430MHz	-1.30451
2440MHz	-1.39918
2450MHz	-1.26569
2460MHz	1.00263
2470MHz	-0.93907
2480MHz	-0.80215
2490MHz	-0.94749
2500MHz	-1.03802

## Annex A. Photographs

### 1. Test environment



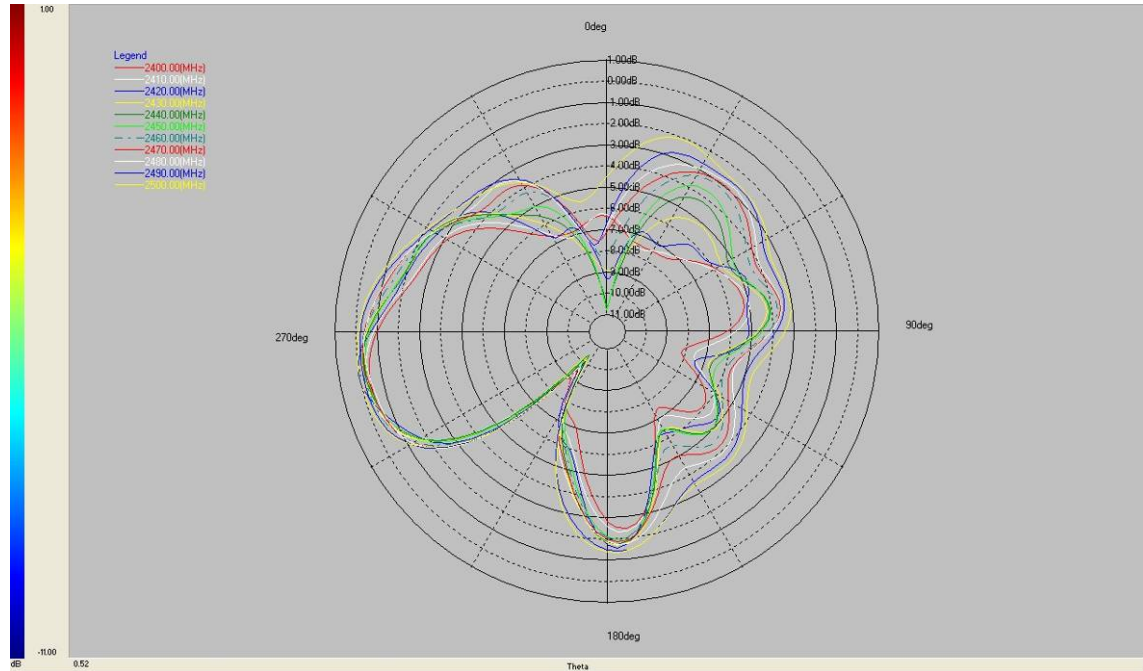
### 2. EUT



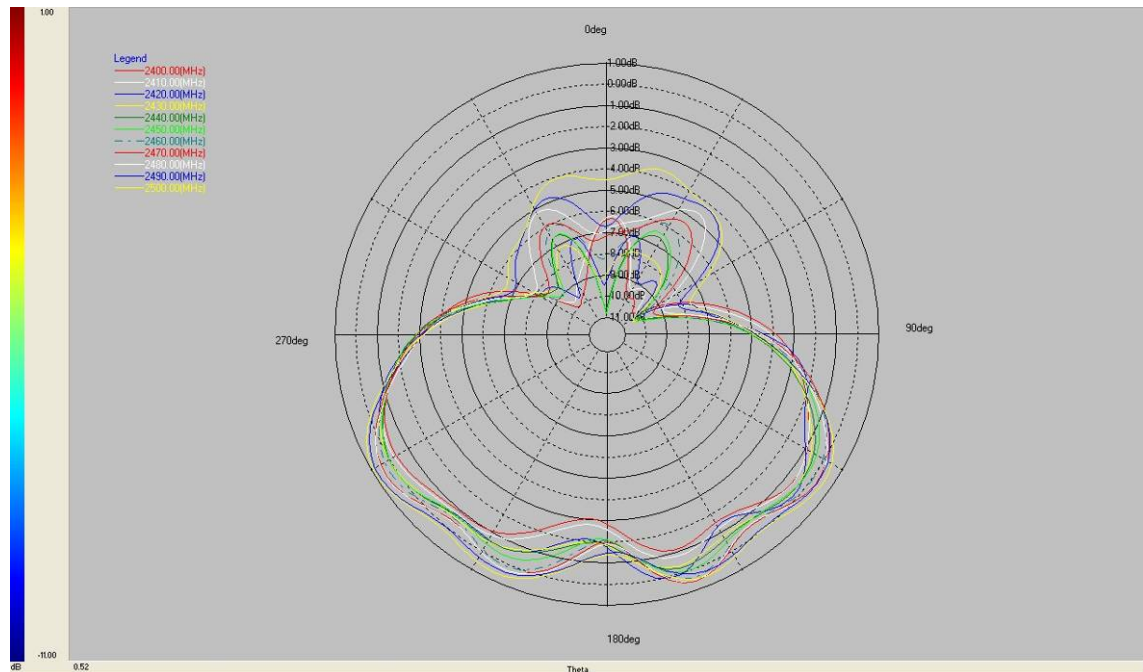
# Figures

## 2D Radiation Pattern

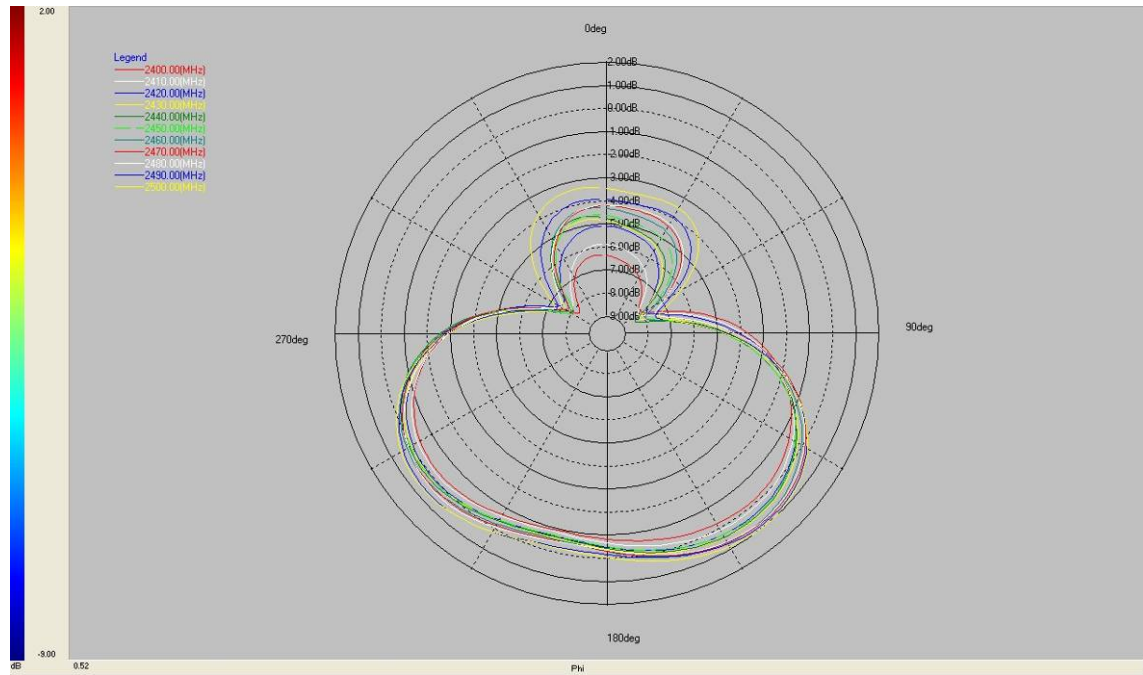
### 1. $\Phi=0^\circ$



### 2. $\Phi=90^\circ$

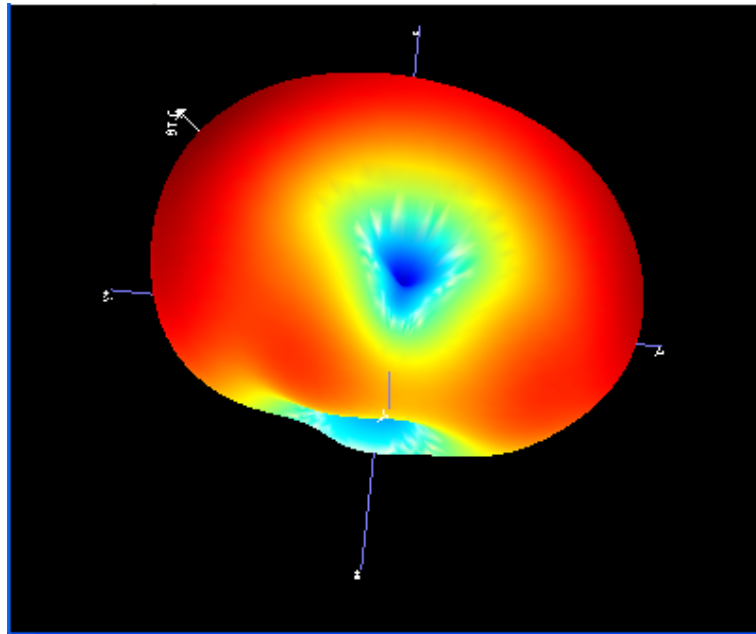


### 3. Theta=90°

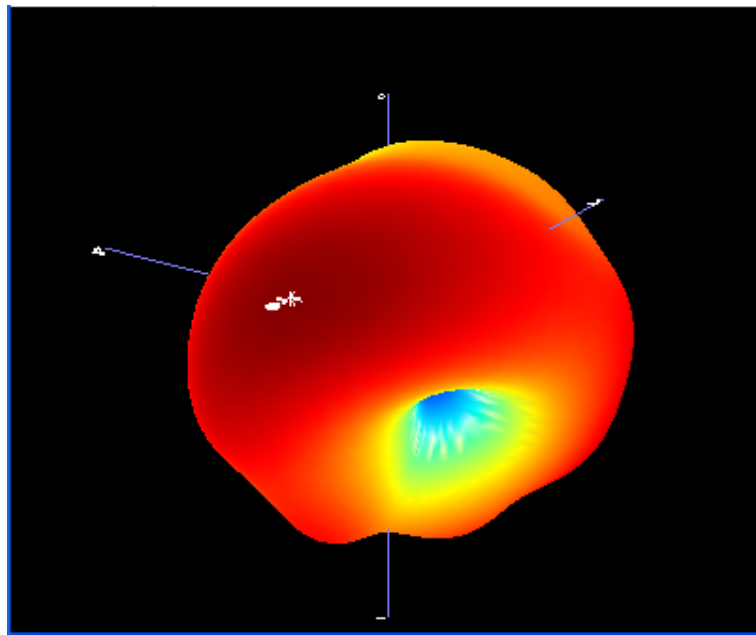




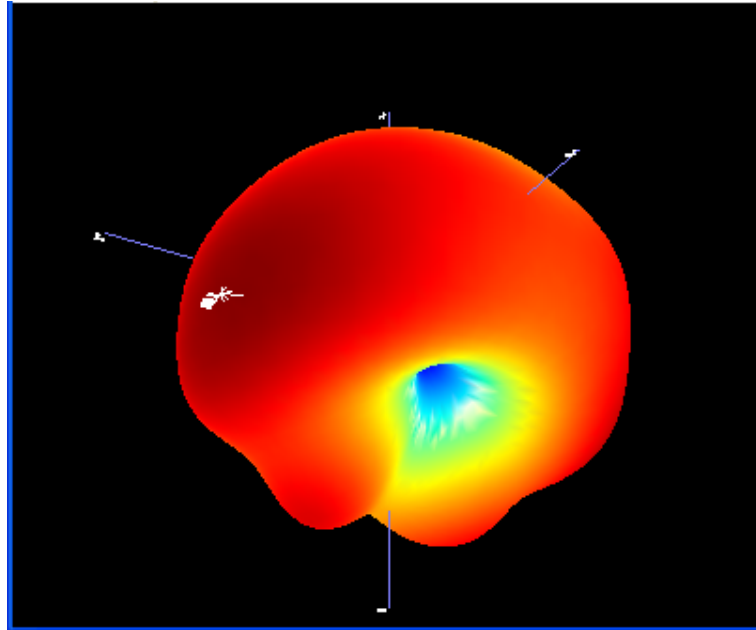
3D Radiation Pattern



2400MHz



2440MHz



2480MHz

\*\* END OF REPORT \*\*