


# FCC RADIO TEST REPORT

**FCC ID** : Z3WAIR4971  
**Equipment** : Tri-Band 11ax Smart Wi-Fi Extender, AT&T Smart Wi-Fi Extender  
**Brand Name** : AirTies  
**Model Name** : WFEXT4971-41  
**Applicant** : AirTies Wireless Networks  
Mithat Uluunlu Sokak No. 23 Esentepe, Sisli  
Istanbul, 34394 Turkey  
**Manufacturer** : AirTies Wireless Networks  
Mithat Uluunlu Sokak No. 23 Esentepe, Sisli  
Istanbul, 34394 Turkey  
**Standard** : 47 CFR FCC Part 15.247

The product was received on Sep. 25, 2020, and testing was started from Oct. 05, 2020 and completed on Oct. 13, 2020. We, SPORTON INTERNATIONAL INC. EMC & Wireless Communications Laboratory, would like to declare that the tested sample has been evaluated in accordance with the procedures given in ANSI C63.10-2013 and shown compliance with the applicable technical standards.

The test results in this report apply exclusively to the tested model / sample. Without written approval of SPORTON INTERNATIONAL INC. EMC & Wireless Communications Laboratory, the test report shall not be reproduced except in full.



Approved by: Sam Chen

**SPORTON INTERNATIONAL INC. EMC & Wireless Communications Laboratory**  
No. 52, Huaya 1st Rd., Guishan Dist., Taoyuan City, Taiwan (R.O.C.)



# Table of Contents

**History of this test report.....3**

**Summary of Test Result.....4**

**1 General Description .....5**

1.1 Information.....5

1.2 Applicable Standards .....9

1.3 Testing Location Information .....9

1.4 Measurement Uncertainty .....9

**2 Test Configuration of EUT .....10**

2.1 Test Channel Mode .....10

2.2 The Worst Case Measurement Configuration .....13

2.3 EUT Operation during Test .....15

2.4 Accessories .....15

2.5 Support Equipment.....16

2.6 Test Setup Diagram .....17

**3 Transmitter Test Result .....21**

3.1 AC Power-line Conducted Emissions .....21

3.2 DTS Bandwidth.....23

3.3 Maximum Conducted Output Power .....24

3.4 Power Spectral Density .....27

3.5 Emissions in Non-restricted Frequency Bands .....29

3.6 Emissions in Restricted Frequency Bands.....30

**4 Test Equipment and Calibration Data .....34**

**Appendix A. Test Results of AC Power-line Conducted Emissions**

**Appendix B. Test Results of DTS Bandwidth**

**Appendix C. Test Results of Maximum Conducted Output Power**

**Appendix D. Test Results of Power Spectral Density**

**Appendix E. Test Results of Emissions in Non-restricted Frequency Bands**

**Appendix F. Test Results of Emissions in Restricted Frequency Bands**

**Appendix G. Test Results of Radiated Emission Co-location**

**Appendix H. Test Photos**

**Photographs of EUT v01**



### History of this test report

Report No.	Version	Description	Issued Date
FR092402AA	01	Initial issue of report	Nov. 20, 2020



### Summary of Test Result

Report Clause	Ref Std. Clause	Test Items	Result (PASS/FAIL)	Remark
1.1.2	15.203	Antenna Requirement	PASS	-
3.1	15.207	AC Power-line Conducted Emissions	PASS	-
3.2	15.247(a)	DTS Bandwidth	PASS	-
3.3	15.247(b)	Maximum Conducted Output Power	PASS	-
3.4	15.247(e)	Power Spectral Density	PASS	-
3.5	15.247(d)	Emissions in Non-restricted Frequency Bands	PASS	-
3.6	15.247(d)	Emissions in Restricted Frequency Bands	PASS	-

**Declaration of Conformity:**

The test results with all measurement uncertainty excluded are presented in accordance with the regulation limits or requirements declared by manufacturers.

**Comments and Explanations:**

The declared of product specification for EUT presented in the report are provided by the manufacturer, and the manufacturer takes all the responsibilities for the accuracy of product specification.

Reviewed by: **Sam Chen**

Report Producer: **Wendy Pan**



# 1 General Description

## 1.1 Information

### 1.1.1 RF General Information

Frequency Range (MHz)	IEEE Std. 802.11	Ch. Frequency (MHz)	Channel Number
2400-2483.5	b, g, n (HT20), VHT20, ax (HEW20)	2412-2462	1-11 [11]
2400-2483.5	n (HT40), VHT40, ax (HEW40)	2422-2452	3-9 [7]

Band	Mode	BWch (MHz)	Nant
2.4-2.4835GHz	802.11b	20	2TX
2.4-2.4835GHz	802.11g	20	2TX
2.4-2.4835GHz	802.11n HT20	20	2TX
2.4-2.4835GHz	VHT20	20	2TX
2.4-2.4835GHz	VHT20-BF	20	2TX
2.4-2.4835GHz	802.11ax HEW20	20	2TX
2.4-2.4835GHz	802.11ax HEW20-BF	20	2TX
2.4-2.4835GHz	802.11n HT40	40	2TX
2.4-2.4835GHz	VHT40	40	2TX
2.4-2.4835GHz	VHT40-BF	40	2TX
2.4-2.4835GHz	802.11ax HEW40	40	2TX
2.4-2.4835GHz	802.11ax HEW40-BF	40	2TX

**Note:**

- ♦ 11b mode uses a combination of DSSS-DBPSK, DQPSK, CCK modulation.
- ♦ 11g, HT20 and HT40 use a combination of OFDM-BPSK, QPSK, 16QAM, 64QAM modulation.
- ♦ VHT20, VHT40 use a combination of OFDM-BPSK, QPSK, 16QAM, 64QAM, 1024QAM modulation.
- ♦ HEW20, HEW40 use a combination of OFDMA-BPSK, QPSK, 16QAM, 64QAM, 256QAM, 1024QAM modulation.
- ♦ BWch is the nominal channel bandwidth.



1.1.2 Antenna Information

Ant.	Port	Brand	Model Name	Antenna Type	Connector	Composite Peak Realized Gain (dBi)		
						WLAN 2.4GHz	WLAN 5GHz Band 1	WLAN 5GHz Band 4
1	1	AirTies	DB-1	Off-Board Internal Dipole-Like Dual-Band	I-PEX	2.38	2.57	-
2	2	AirTies	DB-2	Off-Board Internal Dipole-Like Dual-Band	I-PEX			-
3	1	AirTies	5G-1	Off-Board Internal Dipole-Like Single-Band	I-PEX	-	-	0.99
4	2	AirTies	5G-2	Off-Board Internal Dipole-Like Single-Band	I-PEX	-	-	
5	3	AirTies	5G-3	Off-Board Internal Dipole-Like Single-Band	I-PEX	-	-	

Note: The above information was declared by manufacturer.

**For WLAN 2.4GHz function:**

**For IEEE 802.11 b/g/n/VHT/ax mode (2TX/2RX):**

Port 1 and Port 2 can be used as transmitting/receiving antenna.  
Port 1 and Port 2 could transmit/receive simultaneously.

**For WLAN 5GHz Band 1 function:**

**For IEEE 802.11a/n/ac/ax mode (2TX/2RX):**

Port 1 and Port 2 can be used as transmitting/receiving antenna.  
Port 1 and Port 2 could transmit/receive simultaneously.

**For WLAN 5GHz Band 4 function:**

**For IEEE 802.11a/n/ac/ax mode (3TX/3RX):**

Port 1, Port 2 and Port 3 can be used as transmitting/receiving antenna.  
Port 1, Port 2 and Port 3 could transmit/receive simultaneously.



### 1.1.3 Mode Test Duty Cycle

For 2T1S / CDD and Beamforming Mode:

Mode	DC	DCF(dB)
802.11b	0.952	0.21
802.11g	0.953	0.21
VHT20	0.986	0.06
VHT20-BF	0.964	0.16
VHT40	0.969	0.14
VHT40-BF	0.98	0.09
802.11ax HEW20	0.981	0.08
802.11ax HEW20-BF	0.982	0.08
802.11ax HEW40	0.961	0.17
802.11ax HEW40-BF	0.981	0.08

For 2T2S SDM Mode:

Mode	DC	DCF(dB)
VHT20	0.824	0.84
VHT40	0.814	0.89
802.11ax HEW20	0.909	0.41
802.11ax HEW40	0.903	0.44

Note:

- ◆ DC is Duty Cycle.
- ◆ DCF is Duty Cycle Factor.



1.1.4 EUT Operational Condition

<b>EUT Power Type</b>	From power adapter		
<b>Beamforming Function</b>	<input checked="" type="checkbox"/> With beamforming	<input type="checkbox"/> Without beamforming	
	For IEEE 802.11ax/VHT in 2.4GHz and IEEE 802.11ac/ax in 5GHz.		
<b>Function</b>	<input checked="" type="checkbox"/> Point-to-multipoint	<input type="checkbox"/> Point-to-point	
<b>Test Software Version</b>	For non-beamforming mode: Access Manual Tool 3.2.1.0 For beamforming mode: Telnet		

Note: The above information was declared by manufacturer.

1.1.5 EUT Support Function

The EUT supports AP mode and mesh mode. Only the AP mode was tested and recorded in this test report.

1.1.6 Table for Multiple Listing

The EUT has two equipment names which are identical to each other in all aspects except for the following table:

Brand Name	Model Name	Equipment Name	Description
AirTies	WFEXT4971-41	Tri-Band 11ax Smart Wi-Fi Extender	All the equipment names are identical, the difference equipment names for difference served as marketing strategy.
		AT&T Smart Wi-Fi Extender	

Note: The above information was declared by manufacturer.





## 1.2 Applicable Standards

According to the specifications of the manufacturer, the EUT must comply with the requirements of the following standards:

- ◆ 47 CFR FCC Part 15
- ◆ ANSI C63.10-2013

The following reference test guidance is not within the scope of accreditation of TAF.

- ◆ FCC KDB 558074 D01 v05r02
- ◆ FCC KDB 662911 D01 v02r01
- ◆ FCC KDB 414788 D01 v01r01

## 1.3 Testing Location Information

Testing Location		
<input type="checkbox"/>	HWA YA	ADD : No. 52, Huaya 1st Rd., Guishan Dist., Taoyuan City, Taiwan (R.O.C.) TEL : 886-3-327-3456 FAX : 886-3-327-0973
<input checked="" type="checkbox"/>	JHUBEI	ADD : No.8, Lane 724, Bo-ai St., Jhubei City, HsinChu County 302, Taiwan, R.O.C. TEL : 886-3-656-9065 FAX : 886-3-656-9085

Test Condition	Test Site No.	Test Engineer	Test Environment	Test Date
RF Conducted	TH02-CB	Caster Chang	22.7-23.5°C / 58-61%	Oct. 12, 2020 ~ Oct. 13, 2020
Radiated<1GHz and Radiated co-location	03CH06-CB	Stim Sung	23.2-23.7°C / 53-57%	Oct. 05, 2020
Radiated>1GHz	03CH02-CB	Gino Huang	24.6-25.3°C / 55-58%	Oct. 05, 2020 ~ Oct. 07, 2020
	03CH03-CB	Gino Huang	24.3-25°C / 55-57%	
AC Conduction	CO02-CB	Wei Li	22~23°C / 59~62%	Oct. 07, 2020

Test site Designation No. TW0006 with FCC.

Test site registered number IC 4086D with Industry Canada.

## 1.4 Measurement Uncertainty

ISO/IEC 17025 requires that an estimate of the measurement uncertainties associated with the emissions test results be included in the report. The measurement uncertainties given below are based on a 95% confidence level (based on a coverage factor (k=2))

Test Items	Uncertainty	Remark
Conducted Emission (150kHz ~ 30MHz)	2.0 dB	Confidence levels of 95%
Radiated Emission (30MHz ~ 1,000MHz)	5.6 dB	Confidence levels of 95%
Radiated Emission (1GHz ~ 18GHz)	4.9 dB	Confidence levels of 95%
Radiated Emission (18GHz ~ 40GHz)	4.6 dB	Confidence levels of 95%
Conducted Emission	2.8 dB	Confidence levels of 95%
Output Power Measurement	1.4 dB	Confidence levels of 95%
Power Density Measurement	2.8 dB	Confidence levels of 95%
Bandwidth Measurement	0.39%	Confidence levels of 95%



## 2 Test Configuration of EUT

### 2.1 Test Channel Mode

For 2T1S / CDD and Beamforming Mode:

Mode	Power Setting
802.11b_Nss1,(1Mbps)_2TX	-
2412MHz	87
2417MHz	85
2437MHz	87
2457MHz	83
2462MHz	84
802.11g_Nss1,(6Mbps)_2TX	-
2412MHz	67
2417MHz	74
2437MHz	89
2457MHz	73
2462MHz	67
VHT20_Nss1,(MCS0)_2TX	-
2412MHz	67
2417MHz	74
2437MHz	88
2457MHz	73
2462MHz	67
VHT20-BF_Nss1,(MCS0)_2TX	-
2412MHz	73
2417MHz	83
2437MHz	89
2457MHz	73
2462MHz	68
VHT40_Nss1,(MCS0)_2TX	-
2422MHz	64
2427MHz	66
2437MHz	73
2447MHz	69
2452MHz	66
VHT40-BF_Nss1,(MCS0)_2TX	-
2422MHz	65
2427MHz	69
2437MHz	75
2447MHz	69



Mode	Power Setting
2452MHz	67
802.11ax HEW20_Nss1,(MCS0)_2TX	-
2412MHz	59
2417MHz	62
2437MHz	87
2457MHz	64
2462MHz	60
802.11ax HEW20-BF_Nss1,(MCS0)_2TX	-
2412MHz	68
2417MHz	75
2437MHz	84
2457MHz	73
2462MHz	65
802.11ax HEW40_Nss1,(MCS0)_2TX	-
2422MHz	64
2427MHz	65
2437MHz	74
2447MHz	69
2452MHz	66
802.11ax HEW40-BF_Nss1,(MCS0)_2TX	-
2422MHz	67
2427MHz	69
2437MHz	71
2447MHz	70
2452MHz	66



For 2T2S SDM Mode:

VHT20_Nss2,(MCS0)_2TX	-
2412MHz	71
2462MHz	69
VHT40_Nss2,(MCS0)_2TX	-
2422MHz	61
2437MHz	72
2452MHz	67
802.11ax HEW20_Nss2,(MCS0)_2TX	-
2412MHz	70
2462MHz	68
802.11ax HEW40_Nss2,(MCS0)_2TX	-
2422MHz	61
2437MHz	69
2452MHz	64



## 2.2 The Worst Case Measurement Configuration

The Worst Case Mode for Following Conformance Tests	
<b>Tests Item</b>	AC power-line conducted emissions
<b>Condition</b>	AC power-line conducted measurement for line and neutral
<b>Operating Mode</b>	Normal Link
1	Normal Lin-EUT (AP Mode) + Adapter

The Worst Case Mode for Following Conformance Tests	
<b>Tests Item</b>	DTS Bandwidth Maximum Conducted Output Power Power Spectral Density Emissions in Non-restricted Frequency Bands
<b>Test Condition</b>	Conducted measurement at transmit chains
<b>Test Mode</b>	1 EUT - CDD non beamforming mode
	2 EUT - CDD beamforming mode
	3 EUT - SDM mode

The Worst Case Mode for Following Conformance Tests	
<b>Tests Item</b>	Emissions in Restricted Frequency Bands
<b>Test Condition</b>	Radiated measurement If EUT consist of multiple antenna assembly (multiple antenna are used in EUT regardless of spatial multiplexing MIMO configuration), the radiated test should be performed with highest antenna gain of each antenna type.
<b>Operating Mode &lt; 1GHz</b>	Normal Link
1	Normal Lin-EUT (AP Mode) + Adapter
<b>Operating Mode &gt; 1GHz</b>	CTX
<b>Test Mode</b>	1 EUT - CDD non beamforming mode
	2 EUT - beamforming mode
	3 EUT - SDM mode

The Worst Case Mode for Following Conformance Tests	
<b>Tests Item</b>	Simultaneous Transmission Analysis - Radiated Emission Co-location
<b>Test Condition</b>	Radiated measurement
<b>Operating Mode</b>	Normal Link
1	WLAN 2.4GHz + WLAN 5GHz (Band 1)
Refer to Appendix G for Radiated Emission Co-location.	



<b>The Worst Case Mode for Following Conformance Tests</b>	
<b>Tests Item</b>	Simultaneous Transmission Analysis - Co-location RF Exposure Evaluation
<b>Operating Mode</b>	
1	WLAN 2.4GHz + WLAN 5GHz (Band 1) + WLAN 5GHz (Band 4)
Refer to Sporton Test Report No.: FA092402 for Co-location RF Exposure Evaluation.	

Note: The EUT can only be used in Y axis position.



### 2.3 EUT Operation during Test

For CTX Mode:

non-beamforming mode:

The EUT was programmed to be in continuously transmitting mode.

beamforming mode:

For Conducted Mode:

The EUT was programmed to be in continuously transmitting mode.

For Radiated Mode:

During the test, the following programs under WIN 7 were executed.

The program was executed as follows:

1. During the test, the EUT operation to normal function.
2. Executed command fixed test channel under Telnet.
3. Executed "Lantest.exe" to link with the remote workstation to transmit and receive packet by RX Device and transmit duty cycle no less than 98%.

For Normal Link:

During the test, the EUT operation to normal function.

### 2.4 Accessories

Accessories			
Equipment Name	Brand Name	Model Name	Rating
Adapter	AT&T (mfg. by DELTA)	EPS18R0-16	INPUT: 120V~0.5A Max 60Hz OUTPUT: 12V, 1.5A 18W



## 2.5 Support Equipment

For AC Conduction:

Support Equipment				
No.	Equipment	Brand Name	Model Name	FCC ID
A	Ethernet NB	DELL	E6430	N/A
B	5GHz High Band NB	DELL	E6430	N/A
C	2.4GHz NB	DELL	E6430	N/A
D	5GHz Low Band NB	DELL	E6430	N/A

For Radiated (below 1GHz):

Support Equipment				
No.	Equipment	Brand Name	Model Name	FCC ID
A	Ethernet NB	DELL	E4300	N/A
B	2.4GHz NB	DELL	E4300	N/A
C	5GHz Low Band NB	DELL	E4300	N/A
D	5GHz High Band NB	DELL	E4300	N/A

For Radiated (above 1GHz):

Non-beamforming mode:

Support Equipment				
No.	Equipment	Brand Name	Model Name	FCC ID
A	Notebook	DELL	E4300	N/A

Beamforming mode:

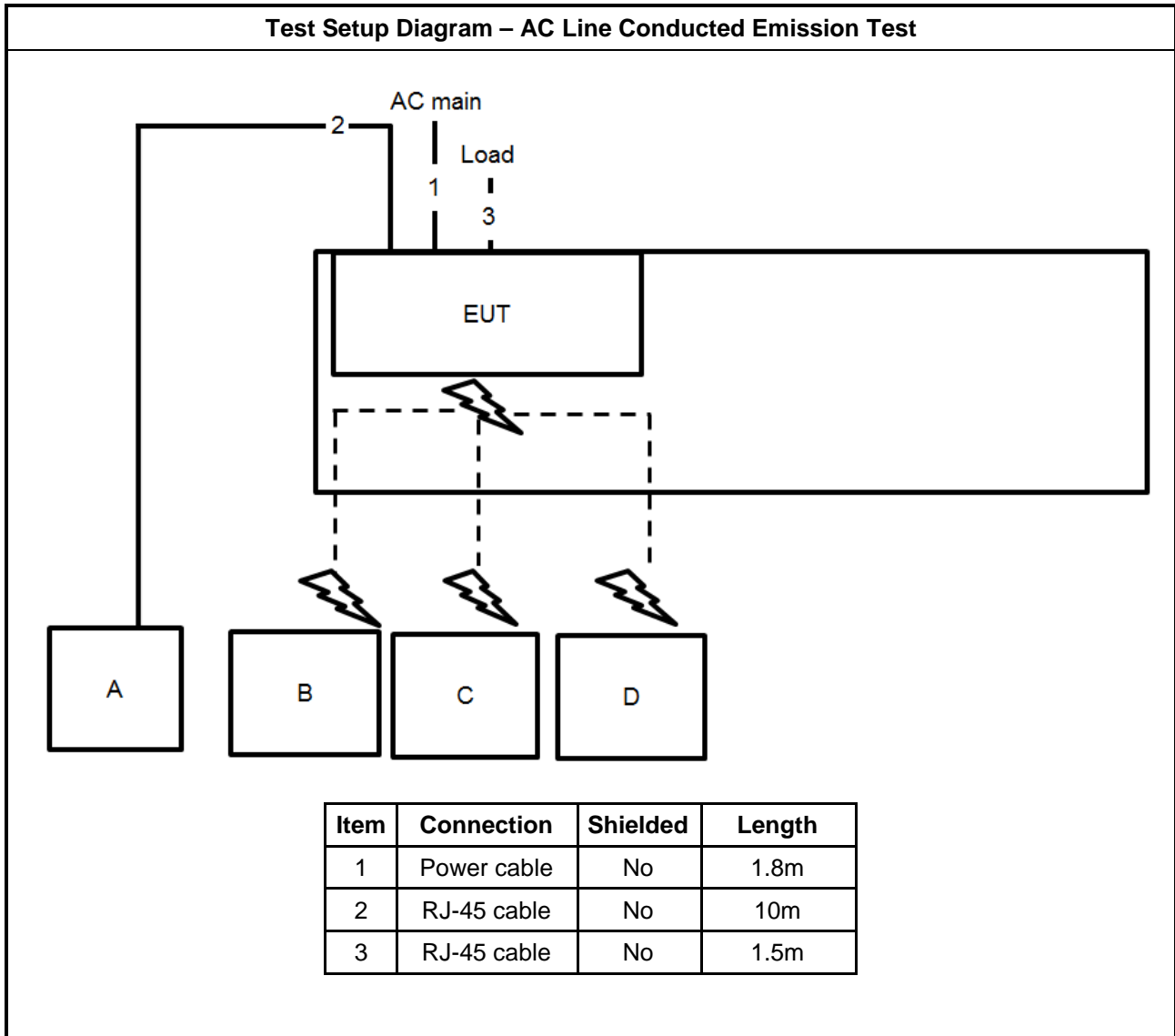
Support Equipment				
No.	Equipment	Brand Name	Model Name	FCC ID
A	Notebook	DELL	E4300	N/A
B	Notebook	DELL	E4300	N/A
C	RX Device	ASUS	RT-AX88U	MSQ-RTAXHP00

For RF Conducted:

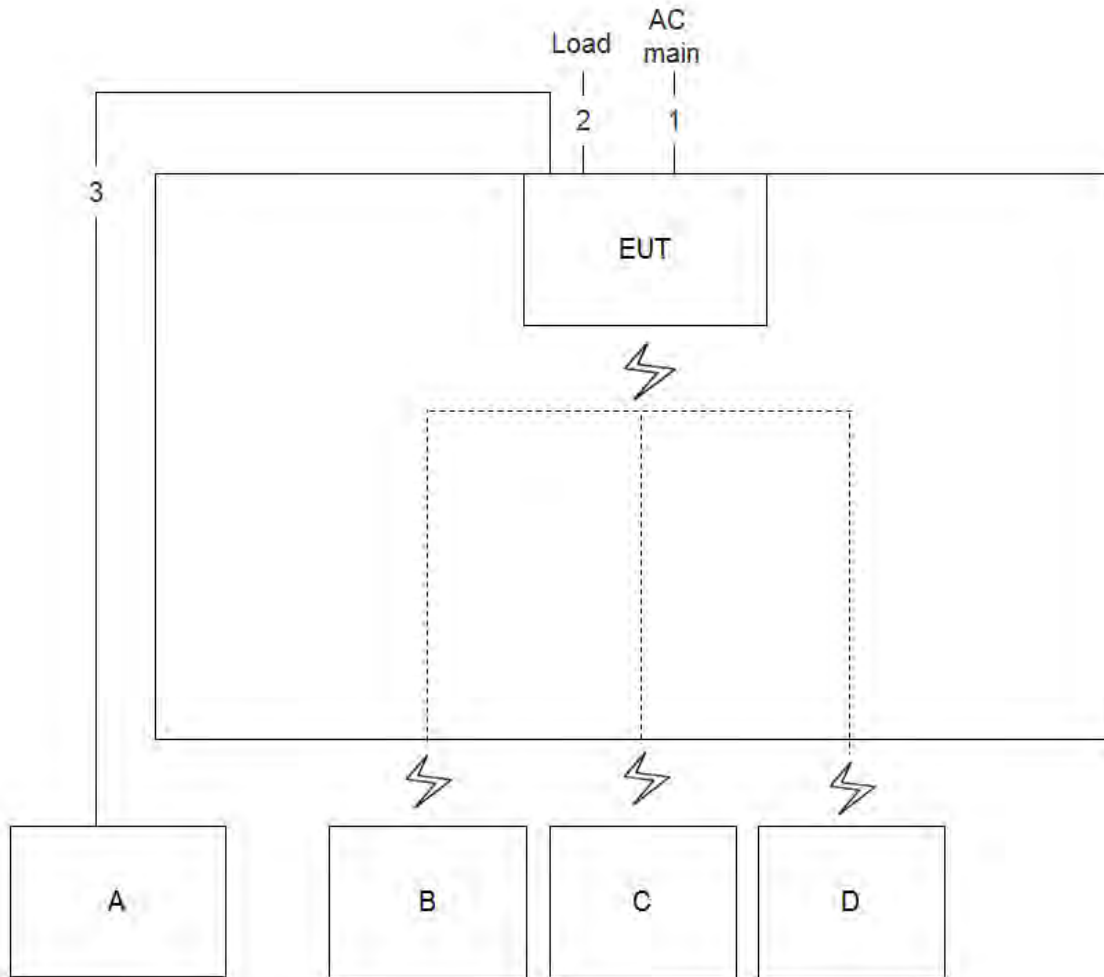
Support Equipment				
No.	Equipment	Brand Name	Model Name	FCC ID
A	Notebook	DELL	E4300	N/A



## 2.6 Test Setup Diagram



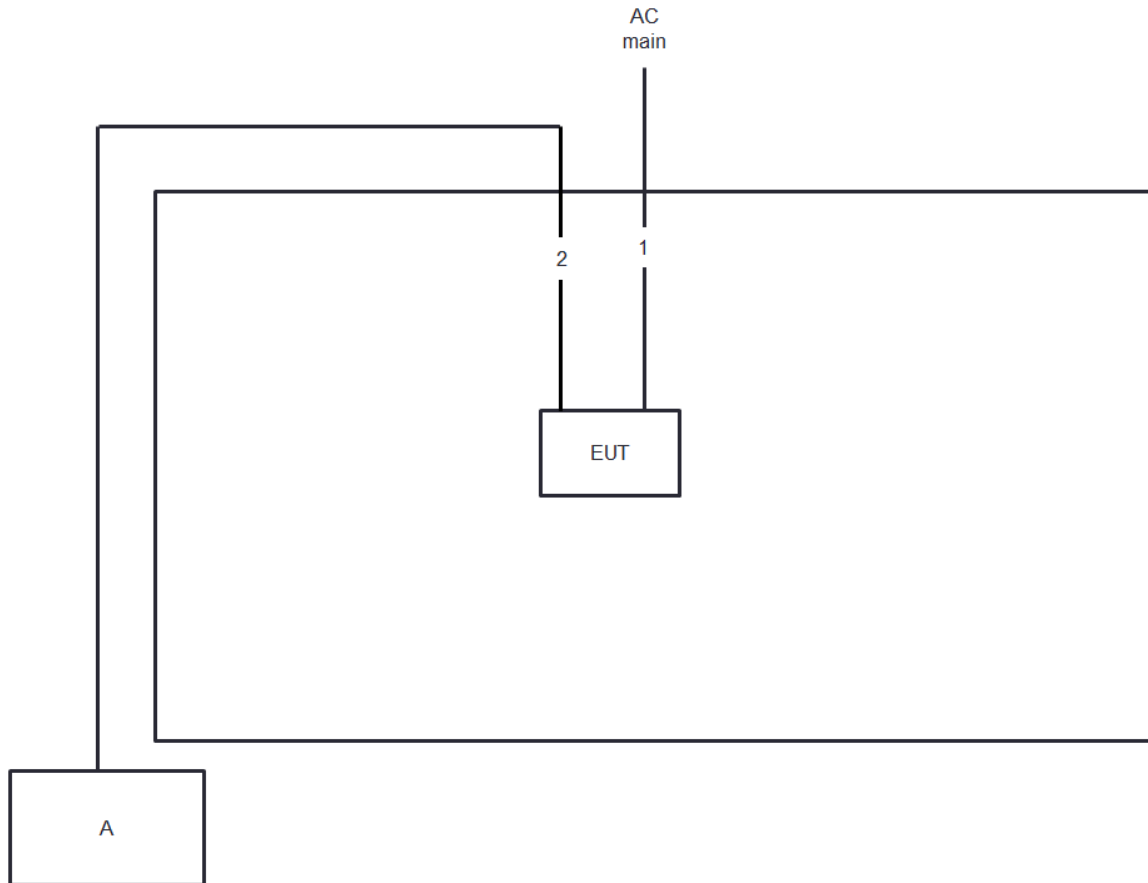
Test Setup Diagram - Radiated Test < 1GHz



Item	Connection	Shielded	Length
1	Power cable	No	1.8m
2	RJ-45 cable	No	1.5m
3	RJ-45 cable	No	10m

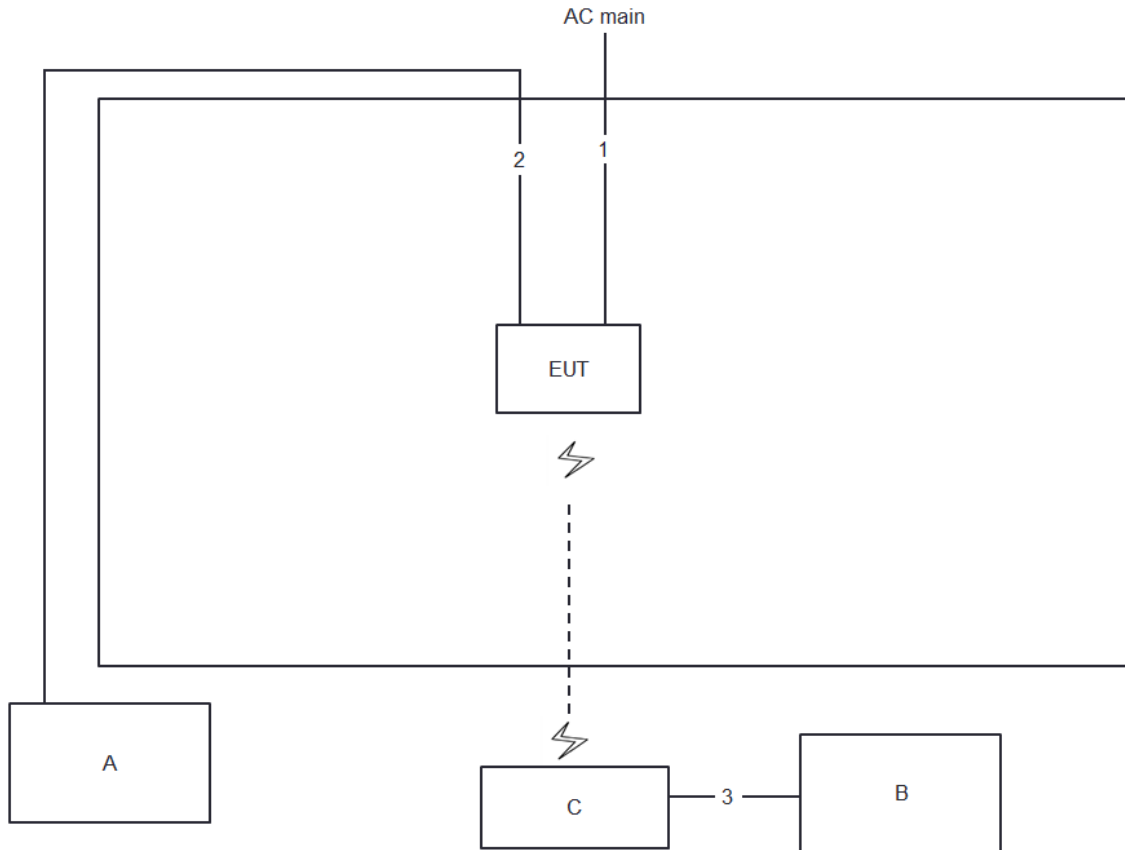


Test Setup Diagram - Radiated Test > 1GHz / Non-beamforming mode



Item	Connection	Shielded	Length
1	Power cable	No	1.8m
2	RJ-45 cable	No	10m

**Test Setup Diagram - Radiated Test > 1GHz / Beamforming mode**



Item	Connection	Shielded	Length
1	Power cable	No	1.8m
2	RJ-45 cable	No	10m
3	RJ-45 cable	No	10m



### 3 Transmitter Test Result

#### 3.1 AC Power-line Conducted Emissions

##### 3.1.1 AC Power-line Conducted Emissions Limit

AC Power-line Conducted Emissions Limit		
Frequency Emission (MHz)	Quasi-Peak	Average
0.15-0.5	66 - 56 *	56 - 46 *
0.5-5	56	46
5-30	60	50

Note 1: \* Decreases with the logarithm of the frequency.

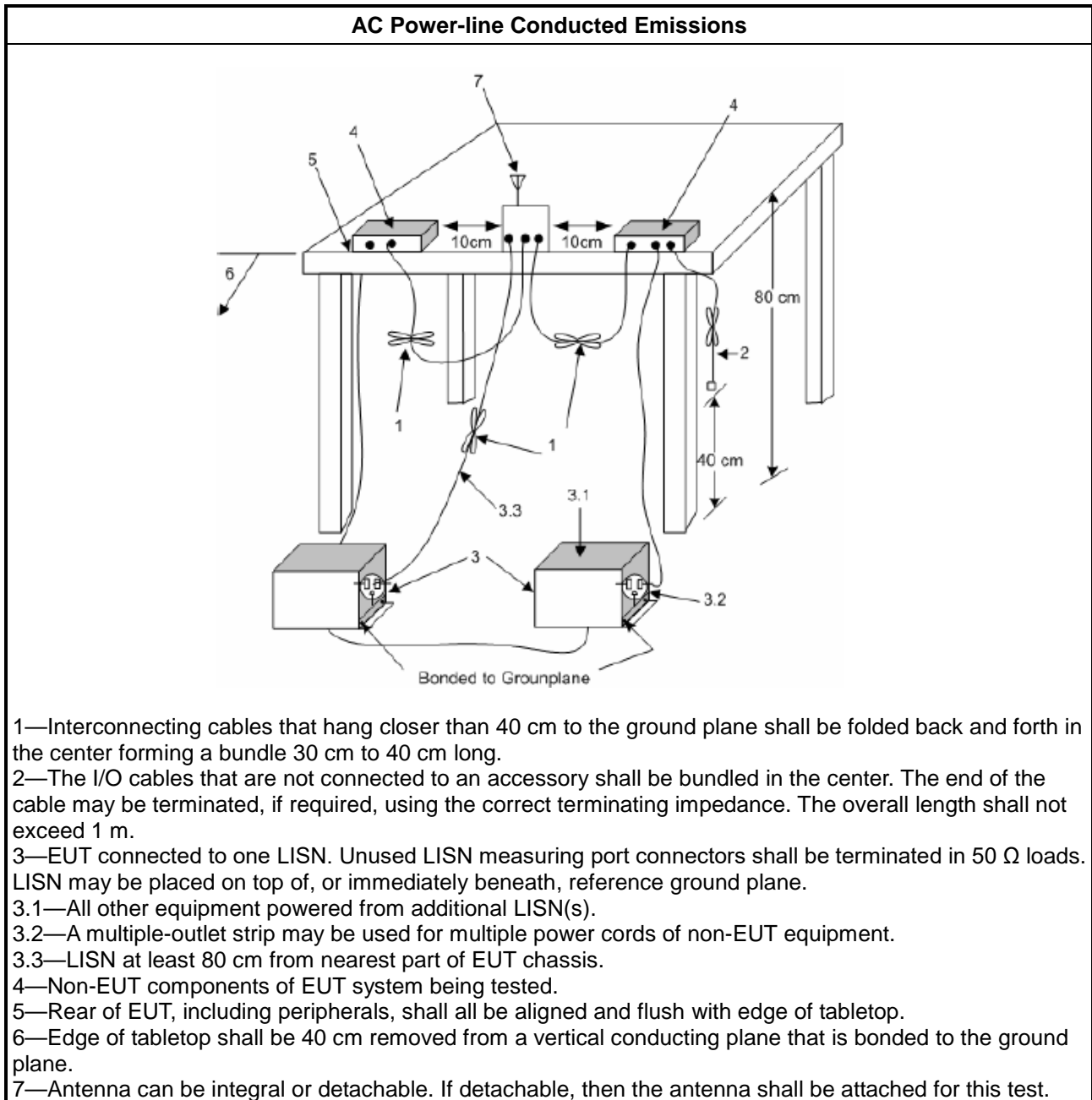
##### 3.1.2 Measuring Instruments

Refer a test equipment and calibration data table in this test report.

##### 3.1.3 Test Procedures

Test Method
<input checked="" type="checkbox"/> Refer as ANSI C63.10-2013, clause 6.2 for AC power-line conducted emissions.

### 3.1.4 Test Setup



### 3.1.5 Measurement Results Calculation

The measured Level is calculated using:

- a. Corrected Reading: LISN Factor (LISN) + Attenuator (AT/AUX) + Cable Loss (CL) + Read Level (Raw) = Level
- b. Margin = -Limit + Level

### 3.1.6 Test Result of AC Power-line Conducted Emissions

Refer as Appendix A

### 3.2 DTS Bandwidth

#### 3.2.1 6dB Bandwidth Limit

6dB Bandwidth Limit
<b>Systems using digital modulation techniques:</b>
<ul style="list-style-type: none"> <li>▪ 6 dB bandwidth <math>\geq</math> 500 kHz.</li> </ul>

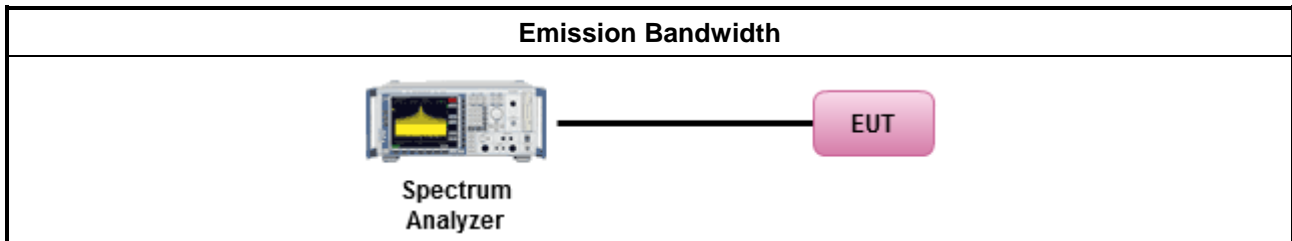
#### 3.2.2 Measuring Instruments

Refer a test equipment and calibration data table in this test report.

#### 3.2.3 Test Procedures

Test Method
<ul style="list-style-type: none"> <li>▪ For the emission bandwidth shall be measured using one of the options below:</li> </ul>
<input checked="" type="checkbox"/> Refer as FCC KDB 558074, clause 8.2 & C63.10 clause 11.8.1 Option 1 for 6 dB bandwidth measurement.
<input type="checkbox"/> Refer as FCC KDB 558074, clause 8.2 & C63.10 clause 11.8.2 Option 2 for 6 dB bandwidth measurement.
<input type="checkbox"/> Refer as ANSI C63.10, clause 6.9.1 for occupied bandwidth testing.

#### 3.2.4 Test Setup



#### 3.2.5 Test Result of Emission Bandwidth

Refer as Appendix B



### 3.3 Maximum Conducted Output Power

#### 3.3.1 Maximum Conducted Output Power Limit

Maximum Conducted Output Power Limit	
	<ul style="list-style-type: none"> <li>▪ If <math>G_{TX} \leq 6</math> dBi, then <math>P_{Out} \leq 30</math> dBm (1 W)</li> </ul>
	<ul style="list-style-type: none"> <li>▪ Point-to-multipoint systems (P2M): If <math>G_{TX} &gt; 6</math> dBi, then <math>P_{Out} = 30 - (G_{TX} - 6)</math> dBm</li> </ul>
	<ul style="list-style-type: none"> <li>▪ Point-to-point systems (P2P): If <math>G_{TX} &gt; 6</math> dBi, then <math>P_{Out} = 30 - (G_{TX} - 6)/3</math> dBm</li> </ul>
	<ul style="list-style-type: none"> <li>▪ Smart antenna system (SAS):</li> </ul>
	<ul style="list-style-type: none"> <li>- Single beam: If <math>G_{TX} &gt; 6</math> dBi, then <math>P_{Out} = 30 - (G_{TX} - 6)/3</math> dBm</li> </ul>
	<ul style="list-style-type: none"> <li>- Overlap beam: If <math>G_{TX} &gt; 6</math> dBi, then <math>P_{Out} = 30 - (G_{TX} - 6)/3</math> dBm</li> </ul>
	<ul style="list-style-type: none"> <li>- Aggregate power on all beams: If <math>G_{TX} &gt; 6</math> dBi, then <math>P_{Out} = 30 - (G_{TX} - 6)/3 + 8</math> dB dBm</li> </ul>
<p><math>P_{Out}</math> = maximum peak conducted output power or maximum conducted output power in dBm,  <math>G_{TX}</math> = the maximum transmitting antenna directional gain in dBi.</p>	

#### 3.3.2 Measuring Instruments

Refer a test equipment and calibration data table in this test report.






**3.3.3 Test Procedures**

<b>Test Method</b>	
<ul style="list-style-type: none"> <li>▪ Maximum Peak Conducted Output Power</li> </ul>	
	<input type="checkbox"/> Refer as FCC KDB 558074, clause 8.3.1.1 & C63.10 clause 11.9.1.1 (RBW ≥ EBW method).
	<input type="checkbox"/> Refer as FCC KDB 558074, clause 8.3.1.3 & C63.10 clause 11.9.1.3 (peak power meter).
<ul style="list-style-type: none"> <li>▪ Maximum Conducted Output Power</li> </ul>	
[duty cycle ≥ 98% or external video / power trigger]	
	<input type="checkbox"/> Refer as FCC KDB 558074, clause 8.3.2.2 & C63.10 clause 11.9.2.2.2 Method AVGSA-1.
	<input type="checkbox"/> Refer as FCC KDB 558074, clause 8.3.2.2 & C63.10 clause 11.9.2.2.3 Method AVGSA-1A. (alternative)
duty cycle < 98% and average over on/off periods with duty factor	
	<input type="checkbox"/> Refer as FCC KDB 558074, clause 8.3.2.2 & C63.10 clause 11.9.2.2.4 Method AVGSA-2.
	<input type="checkbox"/> Refer as FCC KDB 558074, clause 8.3.2.2 & C63.10 clause 11.9.2.2.5 Method AVGSA-2A (alternative)
	<input type="checkbox"/> Refer as FCC KDB 558074, clause 8.3.2.2 & C63.10 clause 11.9.2.2.6 Method AVGSA-3
	<input type="checkbox"/> Refer as FCC KDB 558074, clause 8.3.2.2 & C63.10 clause 11.9.2.2.7 Method AVGSA-3A (alternative)
Measurement using a power meter (PM)	
	<input type="checkbox"/> Refer as FCC KDB 558074, clause 8.3.2.3 & C63.10 clause 11.9.2.3.1 Method AVGPM (using an RF average power meter).
	<input checked="" type="checkbox"/> Refer as FCC KDB 558074, clause 8.3.2.3 & C63.10 clause 11.9.2.3.2 Method AVGPM-G (using an gate RF average power meter).
<ul style="list-style-type: none"> <li>▪ For conducted measurement.</li> </ul>	
<ul style="list-style-type: none"> <li>▪ If the EUT supports multiple transmit chains using options given below: Refer as FCC KDB 662911, In-band power measurements. Using the measure-and-sum approach, measured all transmit ports individually. Sum the power (in linear power units e.g., mW) of all ports for each individual sample and save them.</li> </ul>	
<ul style="list-style-type: none"> <li>▪ If multiple transmit chains, EIRP calculation could be following as methods:  <math display="block">P_{total} = P_1 + P_2 + \dots + P_n</math>                     (calculated in linear unit [mW] and transfer to log unit [dBm])  <math display="block">EIRP_{total} = P_{total} + DG</math> </li> </ul>	

### 3.3.4 Test Setup



### 3.3.5 Test Result of Maximum Conducted Output Power

Refer as Appendix C



### 3.4 Power Spectral Density

#### 3.4.1 Power Spectral Density Limit

Power Spectral Density Limit
<ul style="list-style-type: none"> <li>Power Spectral Density (PSD) <math>\leq</math> 8 dBm/3kHz</li> </ul>

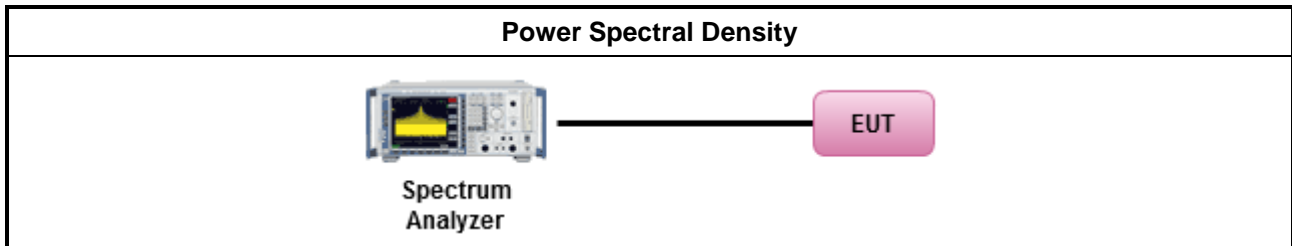
#### 3.4.2 Measuring Instruments

Refer a test equipment and calibration data table in this test report.

#### 3.4.3 Test Procedures

Test Method			
<ul style="list-style-type: none"> <li>Peak power spectral density procedures that the same method as used to determine the conducted output power. If maximum peak conducted output power was measured to demonstrate compliance to the output power limit, then the peak PSD procedure below (Method PKPSD) shall be used. If maximum conducted output power was measured to demonstrate compliance to the output power limit, then one of the average PSD procedures shall be used, as applicable based on the following criteria (the peak PSD procedure is also an acceptable option).</li> </ul>			
<input checked="" type="checkbox"/> Refer as FCC KDB 558074, clause 8.4 & C63.10 clause 11.10 Method Max. PSD.			
<ul style="list-style-type: none"> <li>For conducted measurement.             <ul style="list-style-type: none"> <li>If The EUT supports multiple transmit chains using options given below:                 <table border="1"> <tbody> <tr> <td> <input checked="" type="checkbox"/> Option 1: Measure and sum the spectra across the outputs. Refer as FCC KDB 662911, In-band power spectral density (PSD). Sample all transmit ports simultaneously using a spectrum analyzer for each transmit port. Where the trace bin-by-bin of each transmit port summing can be performed. (i.e., in the first spectral bin of output 1 is summed with that in the first spectral bin of output 2 and that from the first spectral bin of output 3, and so on up to the NTX output to obtain the value for the first frequency bin of the summed spectrum.). Add up the amplitude (power) values for the different transmit chains and use this as the new data trace.                 </td> </tr> <tr> <td> <input type="checkbox"/> Option 2: Measure and sum spectral maxima across the outputs. With this technique, spectra are measured at each output of the device at the required resolution bandwidth. The maximum value (peak) of each spectrum is determined. These maximum values are then summed mathematically in linear power units across the outputs. These operations shall be performed separately over frequency spans that have different out-of-band or spurious emission limits,                 </td> </tr> <tr> <td> <input type="checkbox"/> Option 3: Measure and add 10 log(N) dB, where N is the number of transmit chains. Refer as FCC KDB 662911, In-band power spectral density (PSD). Performed at each transmit chains and each transmit chains shall be compared with the limit have been reduced with 10 log(N). Or each transmit chains shall be add 10 log(N) to compared with the limit.                 </td> </tr> </tbody> </table> </li> </ul> </li> </ul>	<input checked="" type="checkbox"/> Option 1: Measure and sum the spectra across the outputs. Refer as FCC KDB 662911, In-band power spectral density (PSD). Sample all transmit ports simultaneously using a spectrum analyzer for each transmit port. Where the trace bin-by-bin of each transmit port summing can be performed. (i.e., in the first spectral bin of output 1 is summed with that in the first spectral bin of output 2 and that from the first spectral bin of output 3, and so on up to the NTX output to obtain the value for the first frequency bin of the summed spectrum.). Add up the amplitude (power) values for the different transmit chains and use this as the new data trace.	<input type="checkbox"/> Option 2: Measure and sum spectral maxima across the outputs. With this technique, spectra are measured at each output of the device at the required resolution bandwidth. The maximum value (peak) of each spectrum is determined. These maximum values are then summed mathematically in linear power units across the outputs. These operations shall be performed separately over frequency spans that have different out-of-band or spurious emission limits,	<input type="checkbox"/> Option 3: Measure and add 10 log(N) dB, where N is the number of transmit chains. Refer as FCC KDB 662911, In-band power spectral density (PSD). Performed at each transmit chains and each transmit chains shall be compared with the limit have been reduced with 10 log(N). Or each transmit chains shall be add 10 log(N) to compared with the limit.
<input checked="" type="checkbox"/> Option 1: Measure and sum the spectra across the outputs. Refer as FCC KDB 662911, In-band power spectral density (PSD). Sample all transmit ports simultaneously using a spectrum analyzer for each transmit port. Where the trace bin-by-bin of each transmit port summing can be performed. (i.e., in the first spectral bin of output 1 is summed with that in the first spectral bin of output 2 and that from the first spectral bin of output 3, and so on up to the NTX output to obtain the value for the first frequency bin of the summed spectrum.). Add up the amplitude (power) values for the different transmit chains and use this as the new data trace.			
<input type="checkbox"/> Option 2: Measure and sum spectral maxima across the outputs. With this technique, spectra are measured at each output of the device at the required resolution bandwidth. The maximum value (peak) of each spectrum is determined. These maximum values are then summed mathematically in linear power units across the outputs. These operations shall be performed separately over frequency spans that have different out-of-band or spurious emission limits,			
<input type="checkbox"/> Option 3: Measure and add 10 log(N) dB, where N is the number of transmit chains. Refer as FCC KDB 662911, In-band power spectral density (PSD). Performed at each transmit chains and each transmit chains shall be compared with the limit have been reduced with 10 log(N). Or each transmit chains shall be add 10 log(N) to compared with the limit.			

### 3.4.4 Test Setup



### 3.4.5 Test Result of Power Spectral Density

Refer as Appendix D

### 3.5 Emissions in Non-restricted Frequency Bands

#### 3.5.1 Emissions in Non-restricted Frequency Bands Limit

Un-restricted Band Emissions Limit	
RF output power procedure	Limit (dBc)
Peak output power procedure	20
Average output power procedure	30

Note 1: If the peak output power procedure is used to measure the fundamental emission power to demonstrate compliance to requirements, then the peak conducted output power measured within any 100 kHz outside the authorized frequency band shall be attenuated by at least 20 dB relative to the maximum measured in-band peak PSD level.

Note 2: If the average output power procedure is used to measure the fundamental emission power to demonstrate compliance to requirements, then the power in any 100 kHz outside of the authorized frequency band shall be attenuated by at least 30 dB relative to the maximum measured in-band average PSD level.

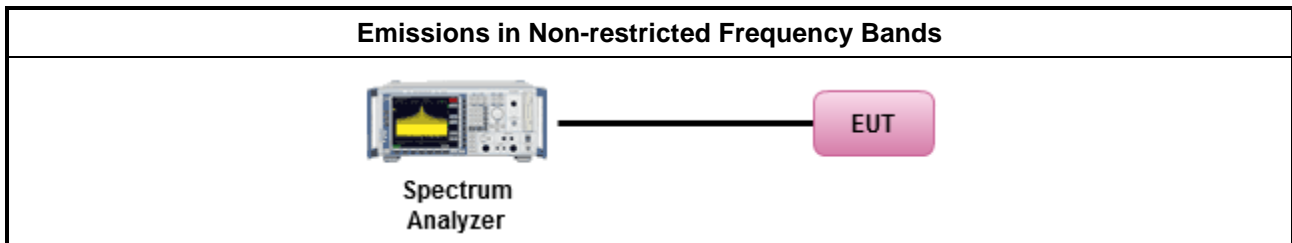
#### 3.5.2 Measuring Instruments

Refer a test equipment and calibration data table in this test report.

#### 3.5.3 Test Procedures

Test Method
<ul style="list-style-type: none"> <li>Refer as FCC KDB 558074, clause 8.5 for unwanted emissions into non-restricted bands.</li> </ul>

#### 3.5.4 Test Setup



#### 3.5.5 Test Result of Emissions in Non-restricted Frequency Bands

Refer as Appendix E



### 3.6 Emissions in Restricted Frequency Bands

#### 3.6.1 Emissions in Restricted Frequency Bands Limit

Restricted Band Emissions Limit			
Frequency Range (MHz)	Field Strength (uV/m)	Field Strength (dBuV/m)	Measure Distance (m)
0.009~0.490	2400/F(kHz)	48.5 - 13.8	300
0.490~1.705	24000/F(kHz)	33.8 - 23	30
1.705~30.0	30	29	30
30~88	100	40	3
88~216	150	43.5	3
216~960	200	46	3
Above 960	500	54	3

Note 1: Test distance for frequencies at or above 30 MHz, measurements may be performed at a distance other than the limit distance provided they are not performed in the near field and the emissions to be measured can be detected by the measurement equipment. When performing measurements at a distance other than that specified, the results shall be extrapolated to the specified distance using an extrapolation factor of 20 dB/decade (inverse of linear distance for field-strength measurements, inverse of linear distance-squared for power-density measurements).

Note 2: Test distance for frequencies at below 30 MHz, measurements may be performed at a distance closer than the EUT limit distance; however, an attempt should be made to avoid making measurements in the near field. When performing measurements below 30 MHz at a closer distance than the limit distance, the results shall be extrapolated to the specified distance by either making measurements at a minimum of two or more distances on at least one radial to determine the proper extrapolation factor or by using the square of an inverse linear distance extrapolation factor (40 dB/decade). The test report shall specify the extrapolation method used to determine compliance of the EUT.

Note 3: Using the distance of 1m during the test for above 18 GHz, and the test value to correct for the distance factor at 3m.

#### 3.6.2 Measuring Instruments

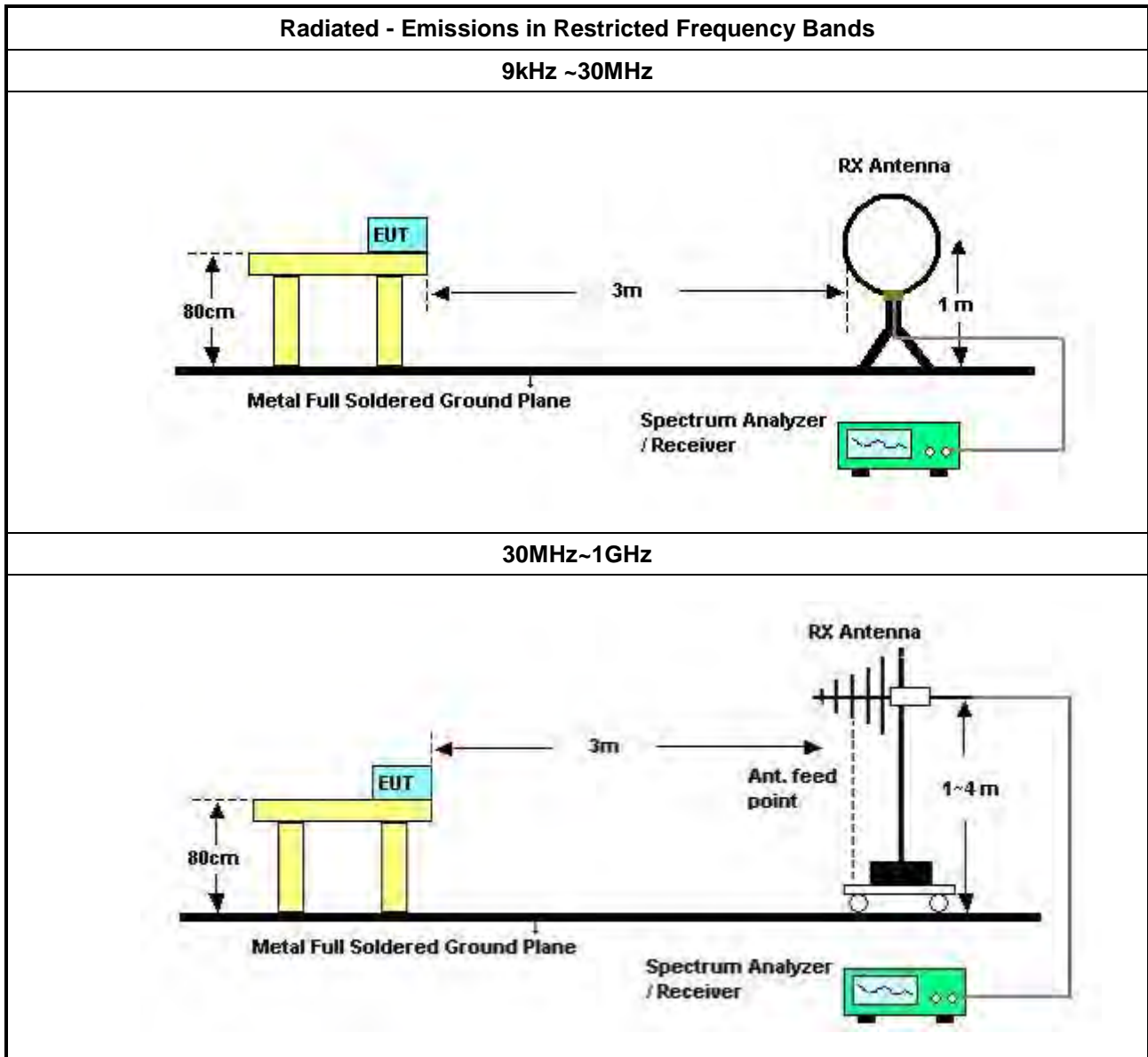
Refer a test equipment and calibration data table in this test report.



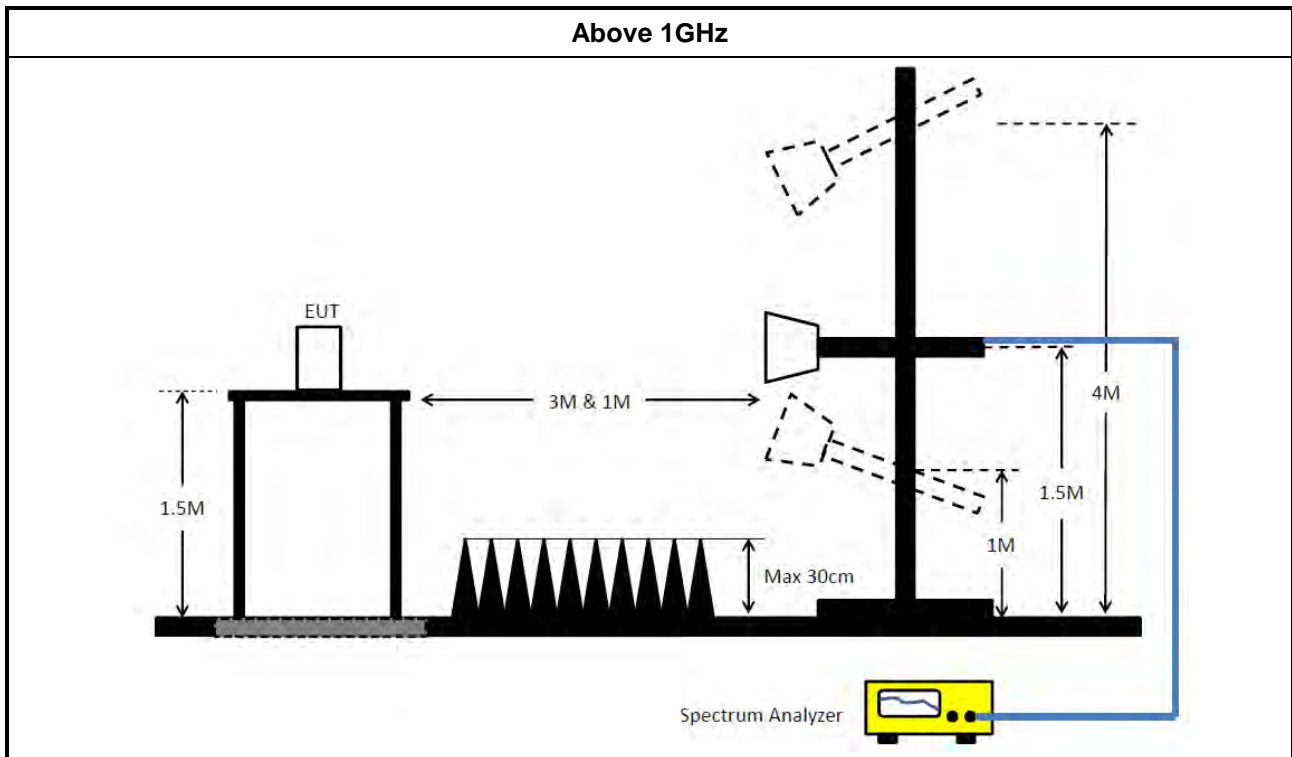
**3.6.3 Test Procedures**

<b>Test Method</b>	
<ul style="list-style-type: none"> <li>▪ The average emission levels shall be measured in [duty cycle <math>\geq</math> 98 or duty factor].</li> </ul>	
<ul style="list-style-type: none"> <li>▪ Refer as ANSI C63.10, clause 6.10.3 band-edge testing shall be performed at the lowest frequency channel and highest frequency channel within the allowed operating band.</li> </ul>	
<ul style="list-style-type: none"> <li>▪ For the transmitter unwanted emissions shall be measured using following options below:</li> </ul>	
	<ul style="list-style-type: none"> <li>▪ Refer as FCC KDB 558074, clause 8.6 for unwanted emissions into restricted bands.</li> </ul>
	<input type="checkbox"/> Refer as FCC KDB 558074, clause 8.6 & C63.10 clause 11.12.2.5.1(trace averaging for duty cycle $\geq$ 98%).
	<input type="checkbox"/> Refer as FCC KDB 558074, clause 8.6 & C63.10 clause 11.12.2.5.2(trace averaging + duty factor).
	<input checked="" type="checkbox"/> Refer as FCC KDB 558074, clause 8.6 & C63.10 clause 11.12.2.5.3(Reduced VBW $\geq$ 1/T).
	<input type="checkbox"/> Refer as ANSI C63.10, clause 11.12.2.5.3 (Reduced VBW). VBW $\geq$ 1/T, where T is pulse time.
	<input type="checkbox"/> Refer as ANSI C63.10, clause 7.5 average value of pulsed emissions.
	<input checked="" type="checkbox"/> Refer as FCC KDB 558074, clause 8.6 & C63.10 clause 11.12.2.4 measurement procedure peak limit.
<ul style="list-style-type: none"> <li>▪ For the transmitter band-edge emissions shall be measured using following options below:</li> </ul>	
	<ul style="list-style-type: none"> <li>▪ Refer as FCC KDB 558074 clause 8.7 &amp; C63.10 clause 11.13.1, When the performing peak or average radiated measurements, emissions within 2 MHz of the authorized band edge may be measured using the marker-delta method described below.</li> </ul>
	<ul style="list-style-type: none"> <li>▪ Refer as FCC KDB 558074, clause 8.7 (ANSI C63.10, clause 6.10.6) for marker-delta method for band-edge measurements.</li> </ul>
	<ul style="list-style-type: none"> <li>▪ Refer as FCC KDB 558074, clause 8.7 for narrower resolution bandwidth (100kHz) using the band power and summing the spectral levels (i.e., 1 MHz).</li> </ul>
	<ul style="list-style-type: none"> <li>▪ For conducted unwanted emissions into restricted bands (absolute emission limits). Devices with multiple transmit chains using options given below: (1) Measure and sum the spectra across the outputs or (2) Measure and add 10 log(N) dB</li> </ul>
	<ul style="list-style-type: none"> <li>▪ For FCC KDB 662911 The methodology described here may overestimate array gain, thereby resulting in apparent failures to satisfy the out-of-band limits even if the device is actually compliant. In such cases, compliance may be demonstrated by performing radiated tests around the frequencies at which the apparent failures occurred.</li> </ul>

3.6.4 Test Setup







**3.6.5 Measurement Results Calculation**

The measured Level is calculated using:  
 Corrected Reading: Antenna factor (AF) + Cable loss (CL) + Read level (Raw) - Preamp factor (PA)(if applicable) = Level.

**3.6.6 Emissions in Restricted Frequency Bands (Below 30MHz)**

There is a comparison data of both open-field test site and alternative test site - semi-Anechoic chamber according to KDB414788 Radiated Test Site, and the result came out very similar.  
 All amplitude of spurious emissions that are attenuated by more than 20 dB below the permissible value has no need to be reported.  
 The radiated emissions were investigated from 9 kHz or the lowest frequency generated within the device, up to the 10th harmonic or 40 GHz, whichever is appropriate.

**3.6.7 Test Result of Emissions in Restricted Frequency Bands**

Refer as Appendix F



## 4 Test Equipment and Calibration Data

Instrument	Manufacturer	Model No.	Serial No.	Characteristics	Calibration Date	Calibration Due Date	Remark
LISN	Schwarzbeck	NSLK 8127	8127650	9kHz ~ 30MHz	Nov. 21, 2019	Nov. 20, 2020	Conduction (CO02-CB)
LISN	Schwarzbeck	NSLK 8127	8127478	9kHz ~ 30MHz	Oct. 30, 2019	Oct. 29, 2020	Conduction (CO02-CB)
EMI Receiver	Agilent	N9038A	MY52260140	9kHz ~ 8.4GHz	Mar. 10, 2020	Mar. 09, 2021	Conduction (CO02-CB)
COND Cable	Woken	Cable	2	0.15MHz ~ 30MHz	Oct. 21, 2019	Oct. 20, 2020	Conduction (CO02-CB)
Software	SPORTON	SENSE	V5.10	-	N.C.R.	N.C.R.	Conduction (CO02-CB)
Pulse Limiter	Schwarzbeck	VTSD 9561F-N	00378	9kHz ~ 30MHz	Mar. 19, 2020	Mar. 18, 2021	Conduction (CO02-CB)
Loop Antenna	Teseq	HLA 6120	24155	9kHz - 30 MHz	Apr. 13, 2020	Apr. 12, 2021	Radiation (03CH06-CB)
3m Semi Anechoic Chamber NSA	TDK	SAC-3M	03CH06-CB	30 MHz ~ 1 GHz	Aug. 10, 2020	Aug. 9, 2021	Radiation (03CH06-CB)
3m Semi Anechoic Chamber VSWR	TDK	SAC-3M	03CH06-CB	1GHz ~18GHz 3m	Oct. 02, 2020	Oct. 01, 2021	Radiation (03CH06-CB)
Bilog Antenna with 6 dB attenuator	TESEQ & EMCI	CBL6112D & N-6-06	37878 & AT-N0606	20MHz ~ 2GHz	Aug. 02, 2020	Aug. 01, 2021	Radiation (03CH06-CB)
Horn Antenna	SCHWARZBECK	BBHA9120D	BBHA 9120D-1292	1GHz~18GHz	Jul. 22, 2020	Jul. 21, 2021	Radiation (03CH06-CB)
Horn Antenna	Schwarzbeck	BBHA 9170	BBHA9170252	15GHz ~ 40GHz	Jul. 21, 2020	Jul. 20, 2021	Radiation (03CH06-CB)
Pre-Amplifier	EMCI	EMC330N	980391	20MHz ~ 3GHz	May 21, 2020	May 20, 2021	Radiation (03CH06-CB)
Pre-Amplifier	Agilent	83017A	MY53270064	0.5GHz ~ 26.5GHz	May 07, 2020	May 06, 2021	Radiation (03CH06-CB)
Pre-Amplifier	MITEQ	TTA1840-35-H G	1864479	18GHz ~ 40GHz	Jul. 08, 2020	Jul. 07, 2021	Radiation (03CH06-CB)
Spectrum analyzer	R&S	FSP40	100080	9kHz~40GHz	Oct. 21, 2019	Oct. 20, 2020	Radiation (03CH06-CB)
EMI Test Receiver	R&S	ESCS	826547/017	9kHz ~ 2.75GHz	May 13, 2020	May 12, 2021	Radiation (03CH06-CB)
RF Cable-low	HUBER+SUHNER	RG402	Low Cable-05+24	30MHz~1GHz	Oct. 07, 2019	Oct. 06, 2020	Radiation (03CH06-CB)
RF Cable-high	HUBER+SUHNER	RG402	High Cable-05	1GHz~18GHz	Oct. 07, 2019	Oct. 06, 2020	Radiation (03CH06-CB)
RF Cable-high	HUBER+SUHNER	RG402	High Cable-05+24	1GHz~18GHz	Oct. 07, 2019	Oct. 06, 2020	Radiation (03CH06-CB)
RF Cable-high	Woken	RG402	High Cable-40G#1	18GHz ~ 40 GHz	Jul. 16, 2020	Jul. 15, 2021	Radiation (03CH06-CB)



Instrument	Manufacturer	Model No.	Serial No.	Characteristics	Calibration Date	Calibration Due Date	Remark
RF Cable-high	Woken	RG402	High Cable-40G#2	18GHz ~ 40 GHz	Jul. 16, 2020	Jul. 15, 2021	Radiation (03CH06-CB)
Test Software	SPORTON	SENSE	V5.10	-	N.C.R.	N.C.R.	Radiation (03CH06-CB)
3m Semi Anechoic Chamber VSWR	RIKEN	SAC-3M	03CH02-CB	1GHz ~18GHz 3m	Mar. 28, 2020	Mar. 27, 2021	Radiation (03CH02-CB)
Horn Antenna	EMCO	3115	9610-4976	1GHz ~ 18GHz	Apr. 21, 2020	Apr. 20, 2021	Radiation (03CH02-CB)
Horn Antenna	Schwarzbeck	BBHA 9170	BBHA9170252	15GHz ~ 40GHz	Jul. 21, 2020	Jul. 20, 2021	Radiation (03CH02-CB)
Pre-Amplifier	Agilent	83017A	MY39501305	1GHz ~ 26.5GHz	Jul. 13, 2020	Jul. 12, 2021	Radiation (03CH02-CB)
Pre-Amplifier	MITEQ	TTA1840-35-H G	1864479	18GHz ~ 40GHz	Jul. 08, 2020	Jul. 07, 2021	Radiation (03CH02-CB)
Signal Analyzer	R&S	FSV40	101904	9kHz ~ 40GHz	May 12, 2020	May 11, 2021	Radiation (03CH02-CB)
High Cable	Woken	RG402	High Cable-18	1GHz ~ 18GHz	Oct. 07, 2019	Oct. 06, 2020	Radiation (03CH02-CB)
RF Cable-high	Woken	RG402	High Cable-18	1GHz ~ 18GHz	Oct. 05, 2020	Oct. 04, 2021	Radiation (03CH02-CB)
High Cable	Woken	RG402	High Cable-18+19	1GHz ~ 18GHz	Oct. 07, 2019	Oct. 06, 2020	Radiation (03CH02-CB)
RF Cable-high	Woken	RG402	High Cable-18+19	1GHz ~ 18GHz	Oct. 05, 2020	Oct. 04, 2021	Radiation (03CH02-CB)
RF Cable-high	Woken	RG402	High Cable-40G#1	18GHz ~ 40 GHz	Jul. 16, 2020	Jul. 15, 2021	Radiation (03CH02-CB)
RF Cable-high	Woken	RG402	High Cable-40G#2	18GHz ~ 40 GHz	Jul. 16, 2020	Jul. 15, 2021	Radiation (03CH02-CB)
Test Software	SPORTON	SENSE	V5.10	-	N.C.R.	N.C.R.	Radiation (03CH02-CB)
m Semi Anechoic Chamber VSWR	TDK	SAC-3M	03CH03-CB	1GHz ~18GHz 3m	May 28, 2020	May 27, 2021	Radiation (03CH03-CB)
Horn Antenna	ETS · Lindgren	3115	6821	750MHz~18GHz	Jan. 20, 2020	Jan. 19, 2021	Radiation (03CH03-CB)
Horn Antenna	Schwarzbeck	BBHA 9170	BBHA9170252	15GHz ~ 40GHz	Jul. 21, 2020	Jul. 20, 2021	Radiation (03CH03-CB)
Pre-Amplifier	Agilent	8449B	3008A02097	1GHz ~ 26.5GHz	Jul. 03, 2020	Jun. 02, 2021	Radiation (03CH03-CB)
Pre-Amplifier	MITEQ	TTA1840-35-H G	1864479	18GHz ~ 40GHz	Jul. 08, 2020	Jul. 07, 2021	Radiation (03CH03-CB)
Spectrum Analyzer	R&S	FSP40	100019	9kHz ~ 40GHz	Jun. 09, 2020	Jun. 08, 2021	Radiation (03CH03-CB)



Instrument	Manufacturer	Model No.	Serial No.	Characteristics	Calibration Date	Calibration Due Date	Remark
RF Cable-high	Woken	RG402	High Cable-20+29	1GHz ~ 18GHz	Jul. 28, 2020	Jul. 27, 2021	Radiation (03CH03-CB)
RF Cable-high	Woken	RG402	High Cable-20+29	1GHz ~ 18GHz	Oct. 05, 2020	Oct. 04, 2021	Radiation (03CH03-CB)
RF Cable-high	Woken	RG402	High Cable-29	1GHz ~ 18GHz	Jul. 28, 2020	Jul. 27, 2021	Radiation (03CH03-CB)
RF Cable-high	Woken	RG402	High Cable-29	1GHz ~ 18GHz	Oct. 05, 2020	Oct. 04, 2021	Radiation (03CH03-CB)
RF Cable-high	Woken	RG402	High Cable-40G#1	18GHz ~ 40 GHz	Jul. 16, 2020	Jul. 15, 2021	Radiation (03CH03-CB)
RF Cable-high	Woken	RG402	High Cable-40G#2	18GHz ~ 40 GHz	Jul. 16, 2020	Jul. 15, 2021	Radiation (03CH03-CB)
Test Software	SPORTON	SENSE	V5.10	-	N.C.R.	N.C.R.	Radiation (03CH03-CB)
Spectrum analyzer	R&S	FSV40	101027	9kHz~40GHz	Jul. 27, 2020	Jul. 26, 2021	Conducted (TH02-CB)
Power Sensor	Anritsu	MA2411B	1126203	300MHz~40GHz	Sep. 11, 2019	Sep. 10, 2020	Conducted (TH02-CB)
Power Meter	Anritsu	ML2495A	1210004	300MHz~40GHz	Sep. 11, 2019	Sep. 10, 2020	Conducted (TH02-CB)
RF Cable-high	Woken	RG402	High Cable-01	1 GHz – 26.5 GHz	Oct. 05, 2020	Oct. 04, 2021	Conducted (TH02-CB)
RF Cable-high	Woken	RG402	High Cable-02	1 GHz – 26.5 GHz	Oct. 05, 2020	Oct. 04, 2021	Conducted (TH02-CB)
RF Cable-high	Woken	RG402	High Cable-03	1 GHz – 26.5 GHz	Oct. 05, 2020	Oct. 04, 2021	Conducted (TH02-CB)
RF Cable-high	Woken	RG402	High Cable-04	1 GHz – 26.5 GHz	Oct. 05, 2020	Oct. 04, 2021	Conducted (TH02-CB)
RF Cable-high	Woken	RG402	High Cable-05	1 GHz – 26.5 GHz	Oct. 05, 2020	Oct. 04, 2021	Conducted (TH02-CB)
Test Software	SPORTON	SENSE	V5.10	-	N.C.R.	N.C.R.	Conducted (TH02-CB)

Note: Calibration Interval of instruments listed above is one year.

N.C.R. means Non-Calibration required.

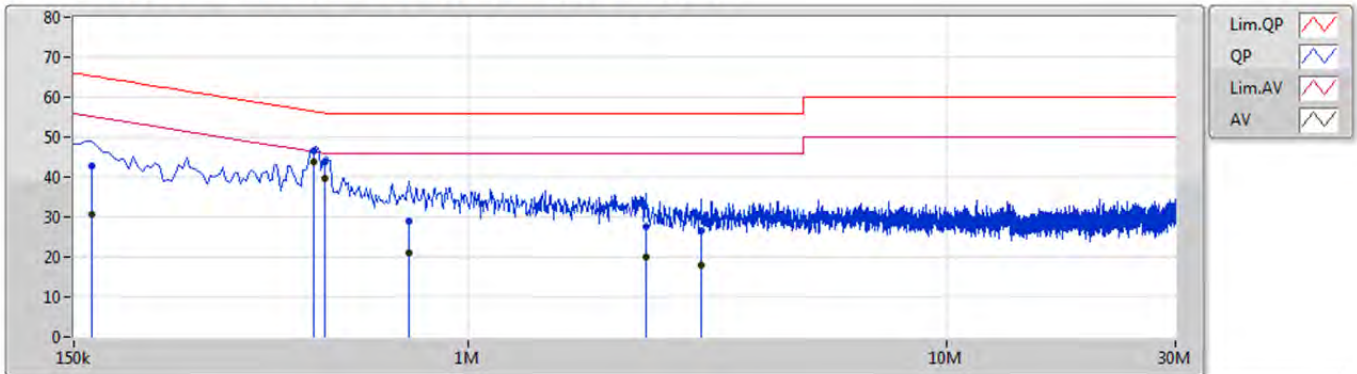


**Summary**

Mode	Result	Type	Freq (Hz)	Level (dBuV)	Limit (dBuV)	Margin (dB)	Condition
Mode 1	Pass	AV	475.393k	43.67	46.42	-2.75	Line

Conducted Emissions at Powerline\_Mode 1

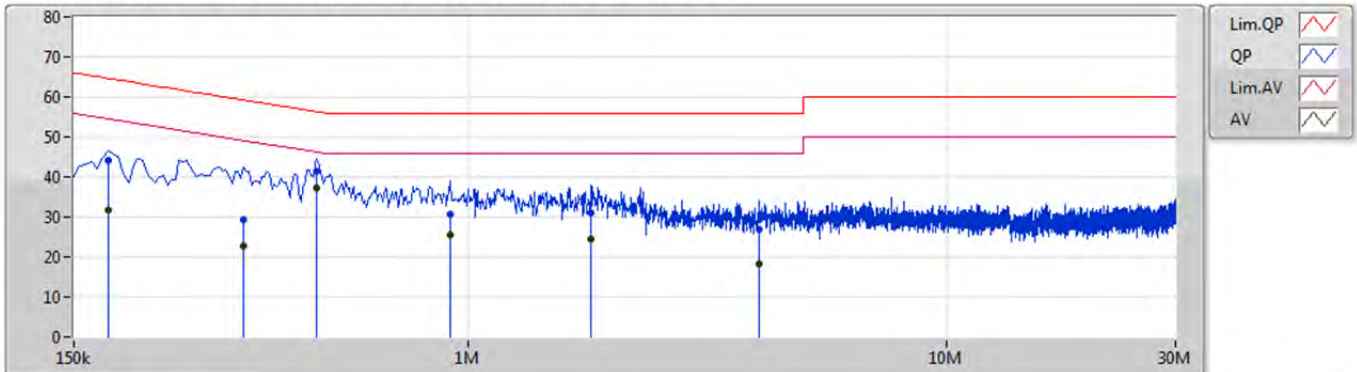
07/10/2020



Type	Freq (Hz)	Level (dBuV)	Limit (dBuV)	Margin (dB)	Factor (dB)	Condition	Comment	Raw (dBuV)	LISN (dB)	CL (dB)	AT (dB)
QP	163.5k	42.89	65.27	-22.38	10.27	Line	-	32.62	0.05	0.06	10.16
AV	163.5k	30.84	55.27	-24.43	10.27	Line	-	20.57	0.05	0.06	10.16
QP	475.393k	46.46	56.42	-9.96	10.24	Line	-	36.22	0.05	0.09	10.10
AV	475.393k	43.67	46.42	-2.75	10.24	Line	"Worst"	33.43	0.05	0.09	10.10
QP	501.317k	43.81	56.00	-12.19	10.24	Line	-	33.57	0.05	0.09	10.10
AV	501.317k	39.62	46.00	-6.38	10.24	Line	-	29.38	0.05	0.09	10.10
QP	753k	29.08	56.00	-26.92	10.28	Line	-	18.80	0.06	0.11	10.11
AV	753k	21.15	46.00	-24.85	10.28	Line	-	10.87	0.06	0.11	10.11
QP	2.346M	27.71	56.00	-28.29	10.39	Line	-	17.32	0.10	0.16	10.13
AV	2.346M	19.84	46.00	-26.16	10.39	Line	-	9.45	0.10	0.16	10.13
QP	3.071M	26.59	56.00	-29.41	10.40	Line	-	16.19	0.11	0.15	10.14
AV	3.071M	17.93	46.00	-28.07	10.40	Line	-	7.53	0.11	0.15	10.14

Conducted Emissions at Powerline\_Mode 1

07/10/2020



Type	Freq (Hz)	Level (dBuV)	Limit (dBuV)	Margin (dB)	Factor (dB)	Condition	Comment	Raw (dBuV)	LISN (dB)	CL (dB)	AT (dB)
QP	177k	44.10	64.62	-20.52	10.27	Neutral	-	33.83	0.05	0.06	10.16
AV	177k	31.56	54.62	-23.06	10.27	Neutral	-	21.29	0.05	0.06	10.16
QP	339k	29.47	59.23	-29.76	10.25	Neutral	-	19.22	0.05	0.08	10.12
AV	339k	22.59	49.23	-26.64	10.25	Neutral	-	12.34	0.05	0.08	10.12
QP	483k	41.47	56.29	-14.82	10.24	Neutral	-	31.23	0.05	0.09	10.10
AV	483k	37.33	46.29	-8.96	10.24	Neutral	"Worst"	27.09	0.05	0.09	10.10
QP	919.5k	30.66	56.00	-25.34	10.29	Neutral	-	20.37	0.06	0.12	10.11
AV	919.5k	25.56	46.00	-20.44	10.29	Neutral	-	15.27	0.06	0.12	10.11
QP	1.806M	30.97	56.00	-25.03	10.36	Neutral	-	20.61	0.08	0.15	10.13
AV	1.806M	24.34	46.00	-21.66	10.36	Neutral	-	13.98	0.08	0.15	10.13
QP	4.038M	26.93	56.00	-29.07	10.41	Neutral	-	16.52	0.11	0.15	10.15
AV	4.038M	18.35	46.00	-27.65	10.41	Neutral	-	7.94	0.11	0.15	10.15



Test Mode: Mode 1  
Summary

Mode	Max-N dB (Hz)	Max-OBW (Hz)	ITU-Code	Min-N dB (Hz)	Min-OBW (Hz)
2.4-2.4835GHz	-	-	-	-	-
802.11b_Nss1,(1Mbps)_2TX	7.05M	10.32M	10M3G1D	6.575M	10.195M
802.11g_Nss1,(6Mbps)_2TX	16.35M	17.341M	17M3D1D	16.325M	16.667M
VHT20_Nss1,(MCS0)_2TX	17.6M	18.241M	18M2D1D	17.55M	17.791M
VHT40_Nss1,(MCS0)_2TX	36.3M	36.482M	36M5D1D	36.3M	36.232M
802.11ax HEW20_Nss1,(MCS0)_2TX	19.025M	19.165M	19M2D1D	18.9M	19.015M
802.11ax HEW40_Nss1,(MCS0)_2TX	37.7M	37.531M	37M5D1D	37M	37.481M

**Max-N dB** = Maximum 6dB down bandwidth; **Max-OBW** = Maximum 99% occupied bandwidth;  
**Min-N dB** = Minimum 6dB down bandwidth; **Min-OBW** = Minimum 99% occupied bandwidth;

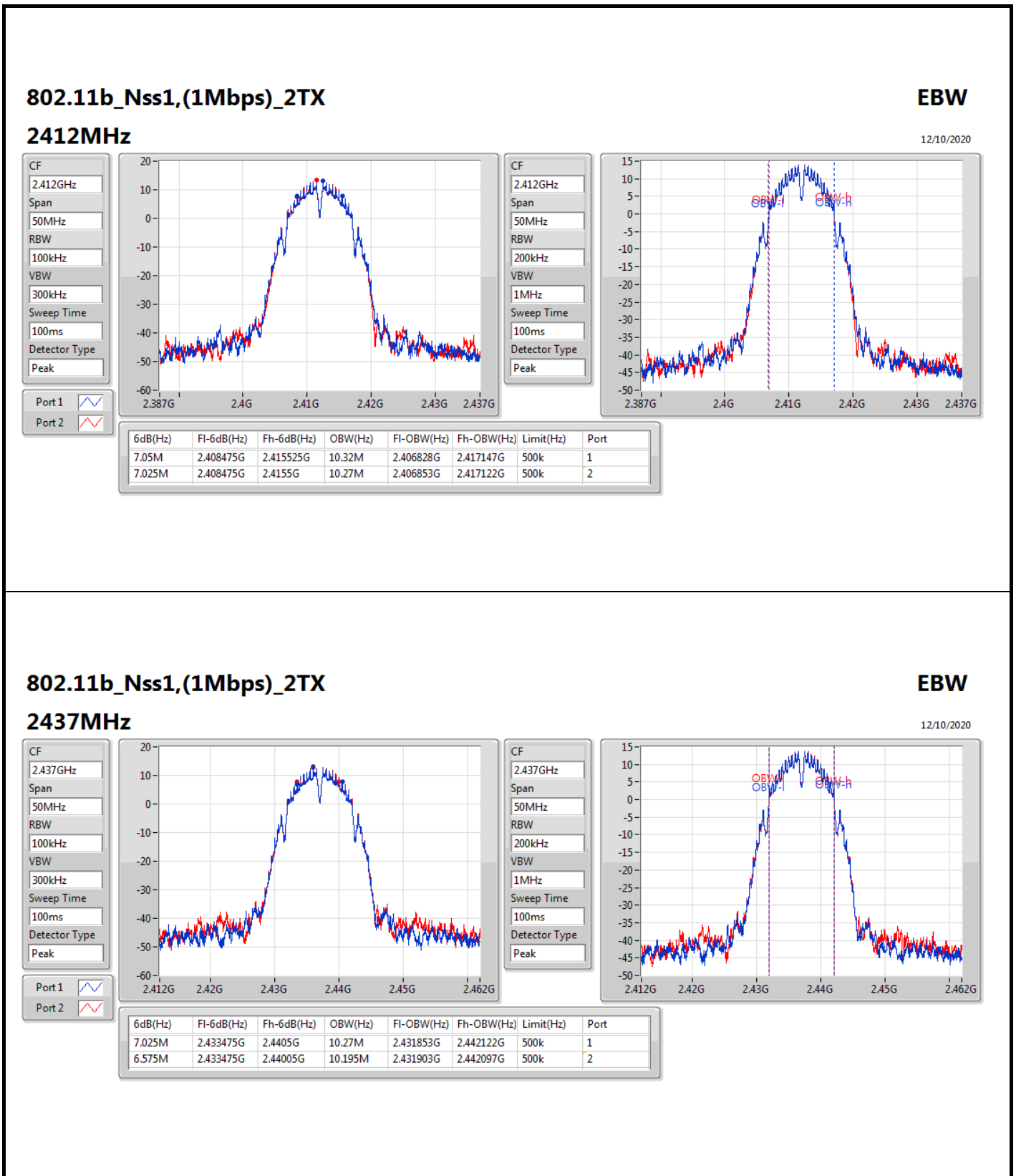


**Test Mode: Mode 1**  
**Result**

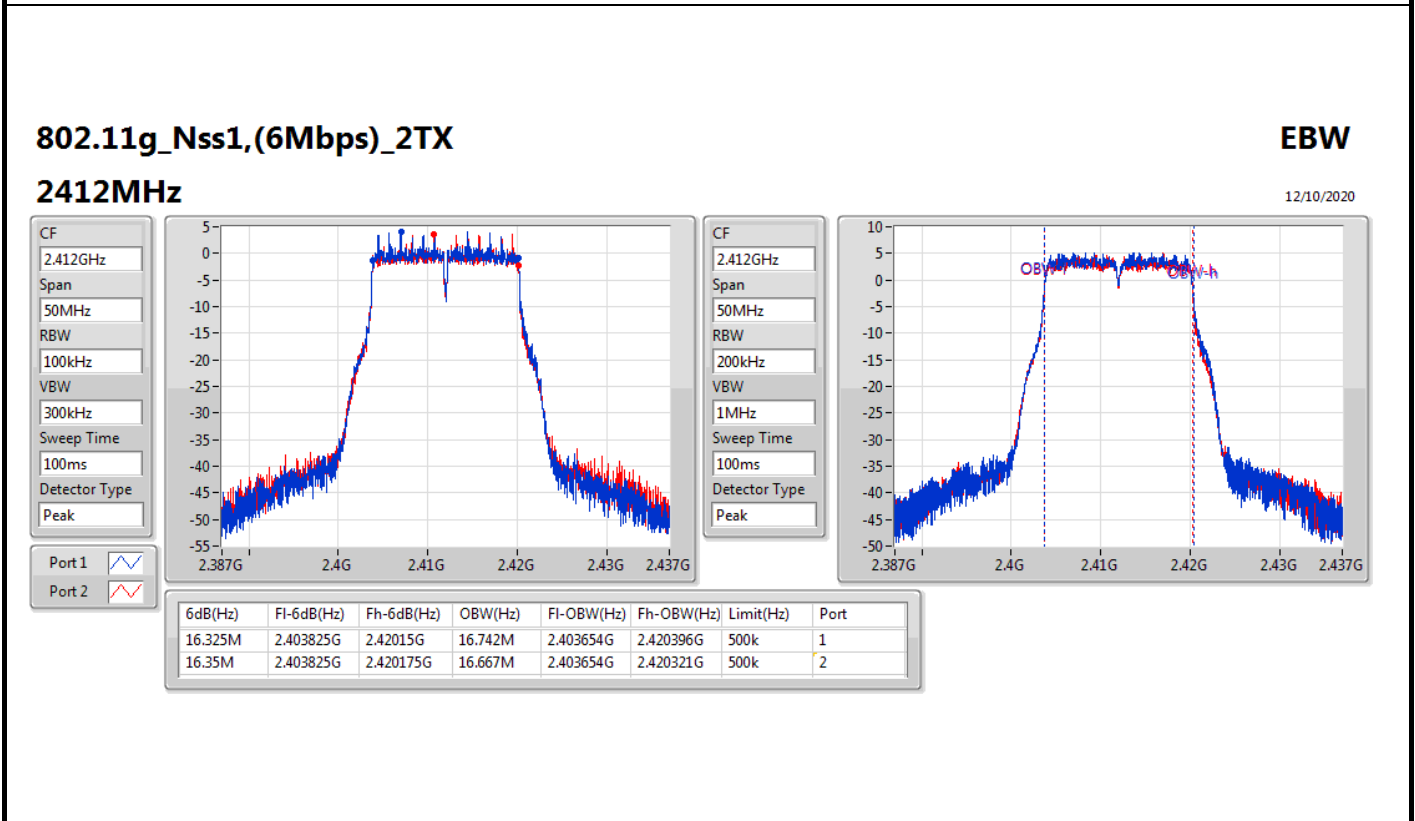
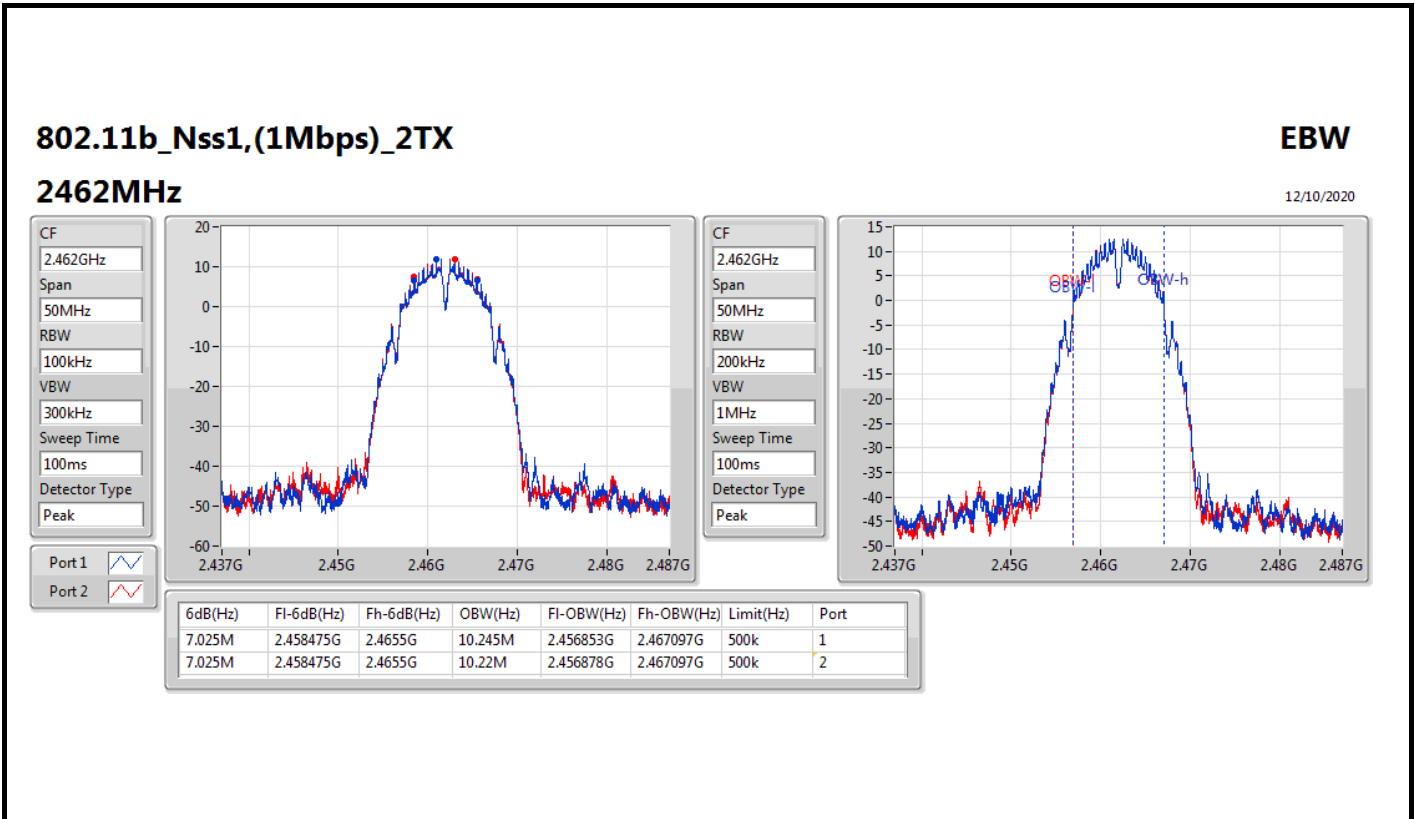
Mode	Result	Limit (Hz)	Port 1-N dB (Hz)	Port 1-OBW (Hz)	Port 2-N dB (Hz)	Port 2-OBW (Hz)
802.11b_Nss1,(1Mbps)_2TX	-	-	-	-	-	-
2412MHz	Pass	500k	7.05M	10.32M	7.025M	10.27M
2437MHz	Pass	500k	7.025M	10.27M	6.575M	10.195M
2462MHz	Pass	500k	7.025M	10.245M	7.025M	10.22M
802.11g_Nss1,(6Mbps)_2TX	-	-	-	-	-	-
2412MHz	Pass	500k	16.325M	16.742M	16.35M	16.667M
2437MHz	Pass	500k	16.325M	17.341M	16.325M	16.967M
2462MHz	Pass	500k	16.325M	16.717M	16.35M	16.667M
VHT20_Nss1,(MCS0)_2TX	-	-	-	-	-	-
2412MHz	Pass	500k	17.575M	17.866M	17.575M	17.791M
2437MHz	Pass	500k	17.55M	18.241M	17.575M	17.991M
2462MHz	Pass	500k	17.575M	17.866M	17.6M	17.816M
VHT40_Nss1,(MCS0)_2TX	-	-	-	-	-	-
2422MHz	Pass	500k	36.3M	36.382M	36.3M	36.232M
2437MHz	Pass	500k	36.3M	36.482M	36.3M	36.282M
2452MHz	Pass	500k	36.3M	36.432M	36.3M	36.232M
802.11ax HEW20_Nss1,(MCS0)_2TX	-	-	-	-	-	-
2412MHz	Pass	500k	19M	19.015M	18.9M	19.04M
2437MHz	Pass	500k	19M	19.165M	18.925M	19.165M
2462MHz	Pass	500k	19.025M	19.015M	18.95M	19.04M
802.11ax HEW40_Nss1,(MCS0)_2TX	-	-	-	-	-	-
2422MHz	Pass	500k	37.45M	37.531M	37.4M	37.531M
2437MHz	Pass	500k	37.7M	37.531M	37M	37.481M
2452MHz	Pass	500k	37.5M	37.481M	37.3M	37.531M

**Port X-N dB = Port X 6dB down bandwidth; Port X-OBW = Port X 99% occupied bandwidth;**

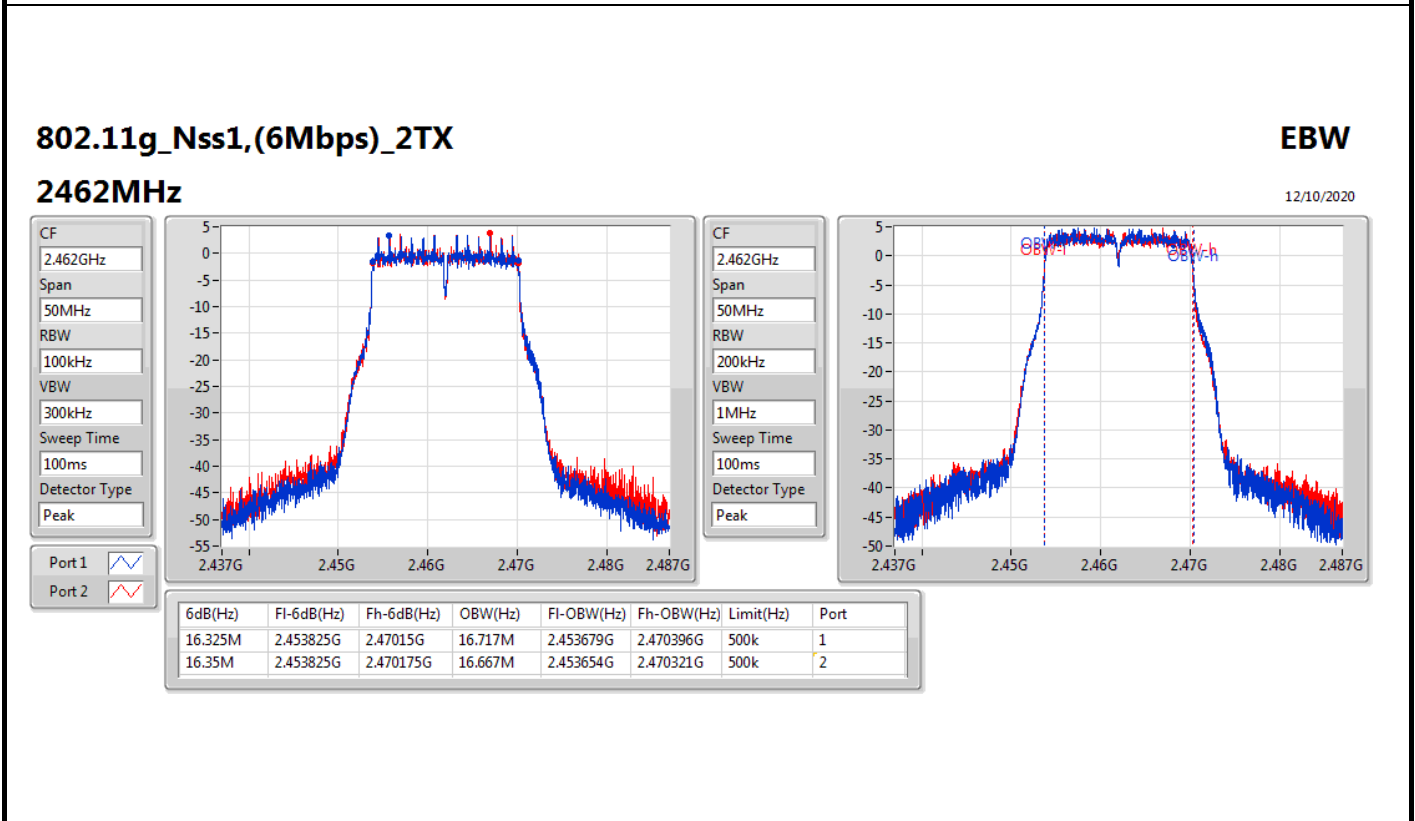
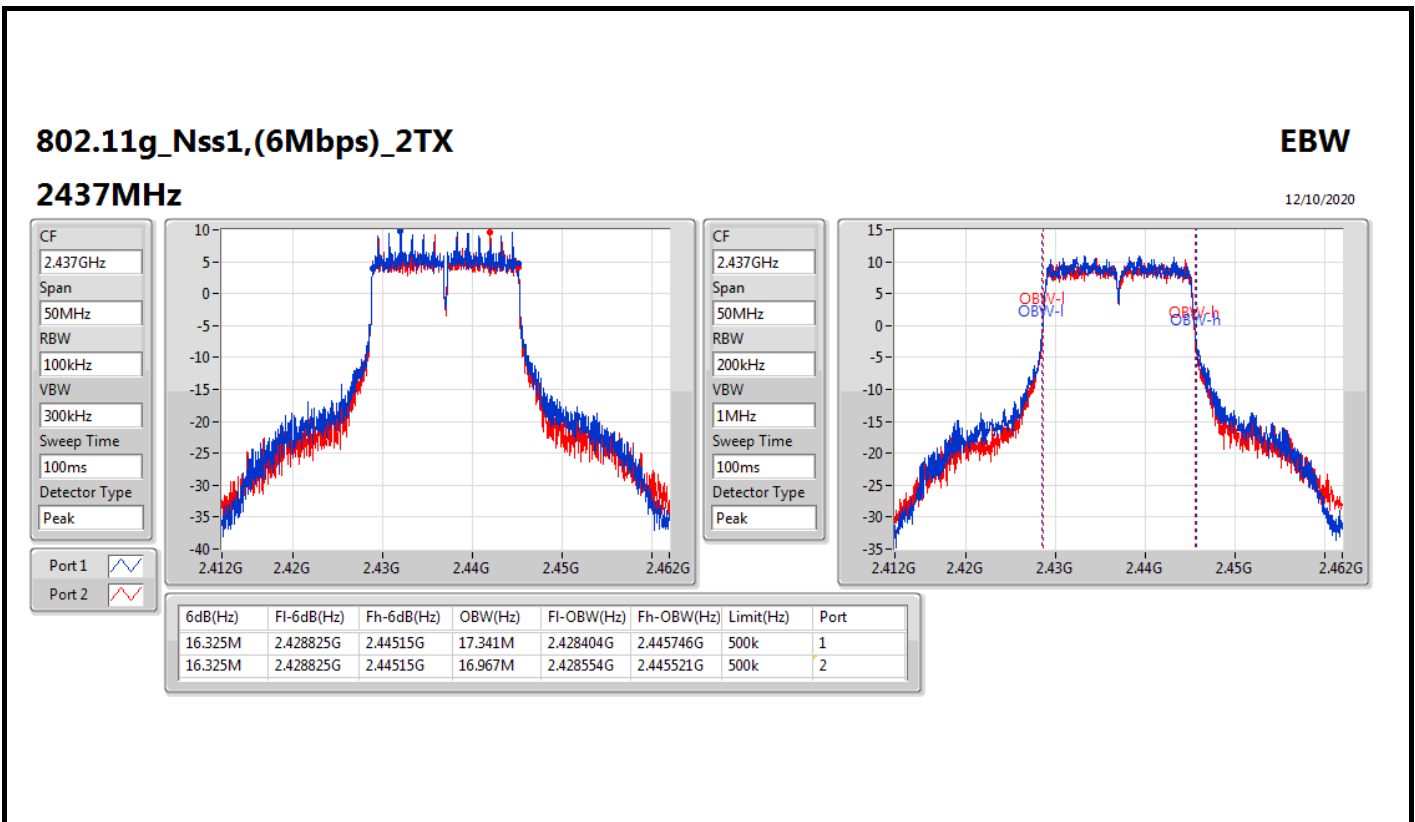
Test Mode: Mode 1



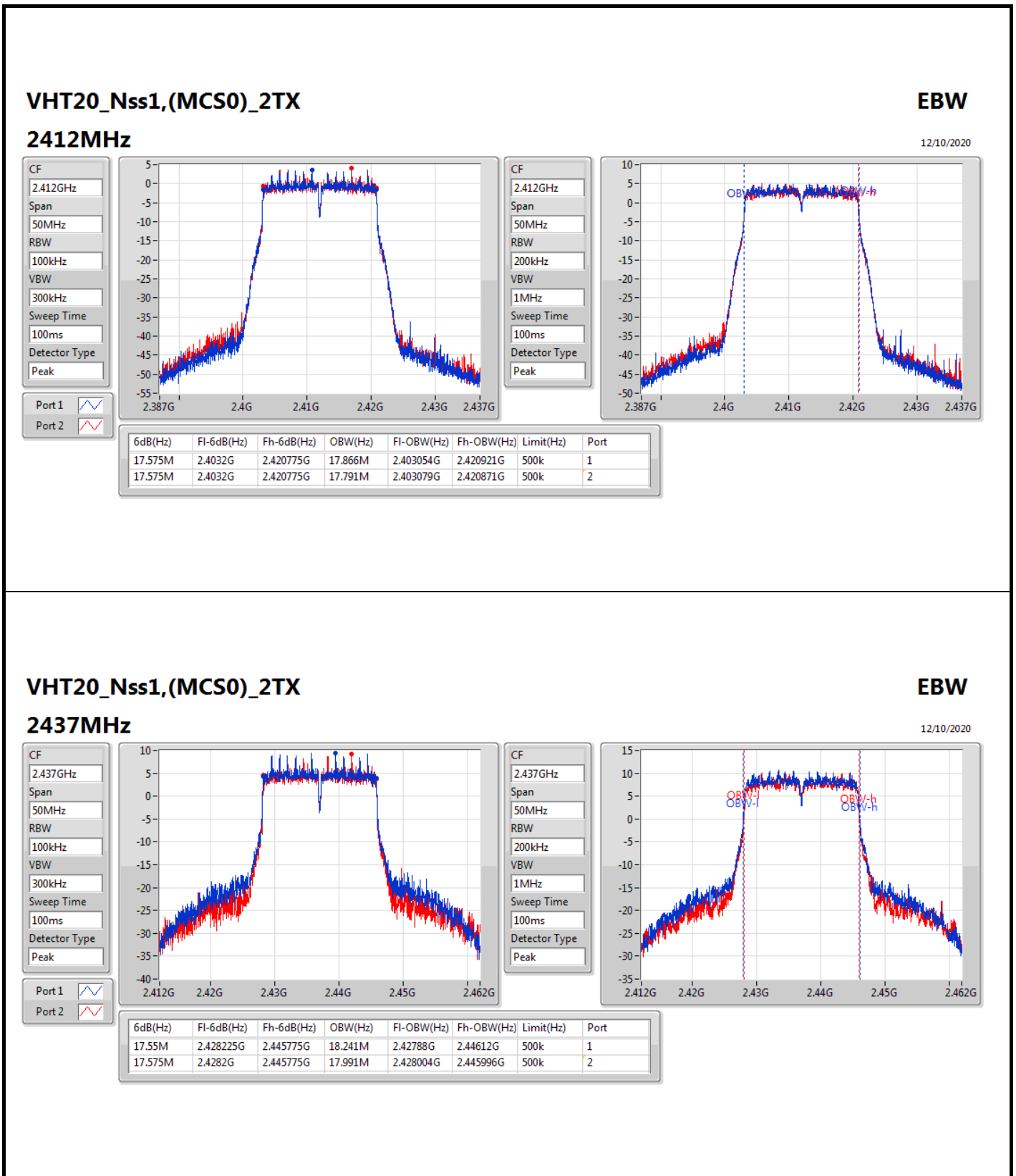
Test Mode: Mode 1



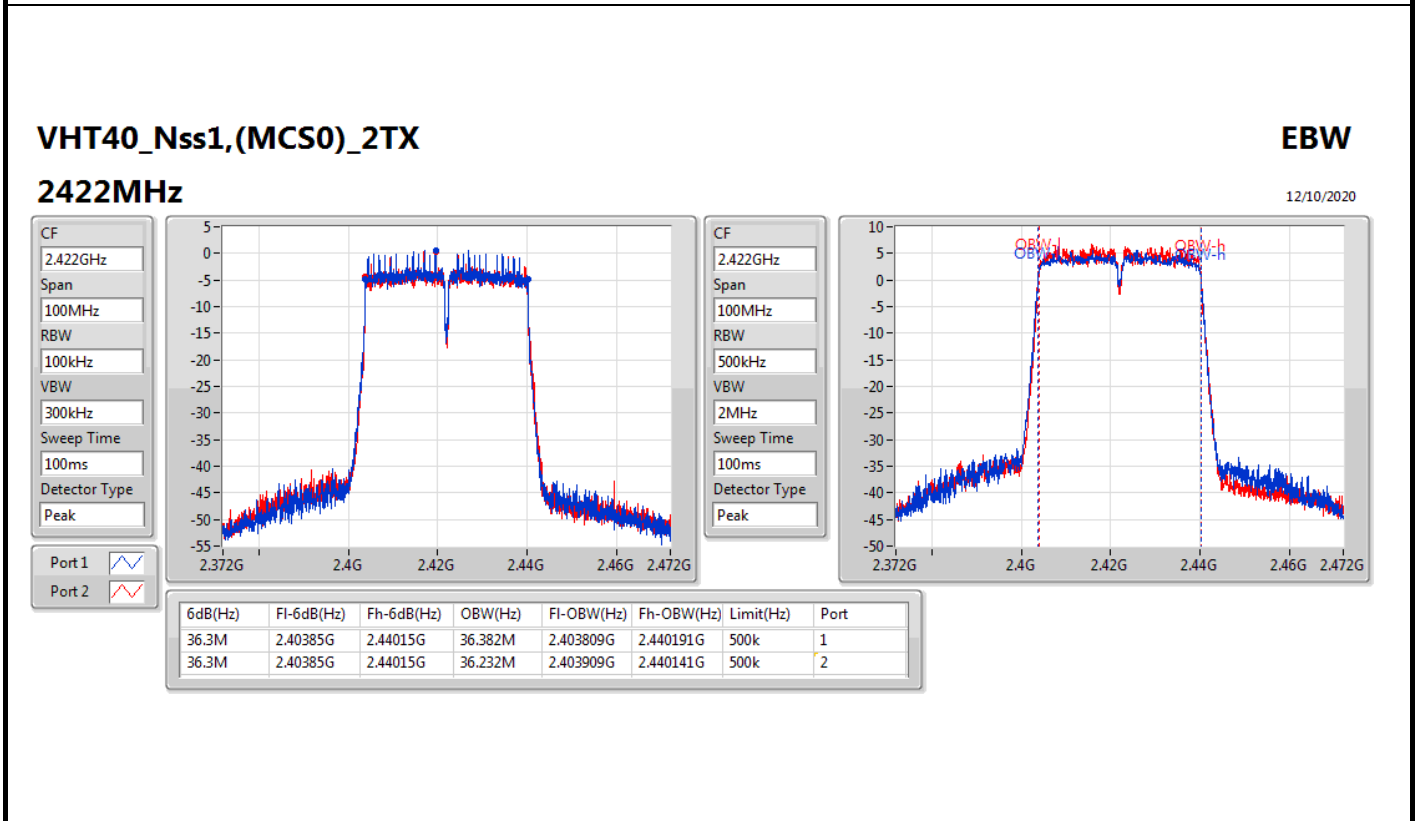
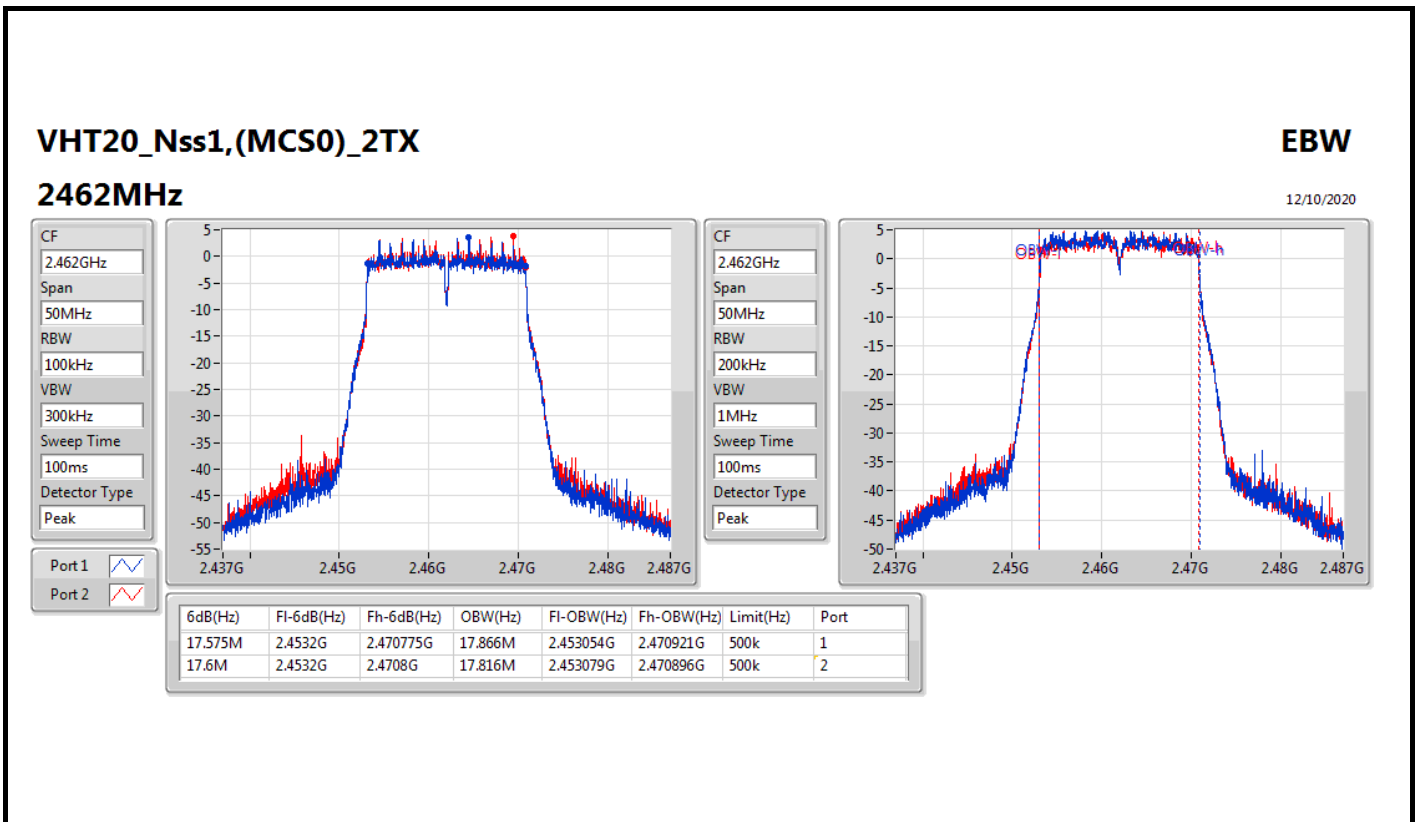
Test Mode: Mode 1



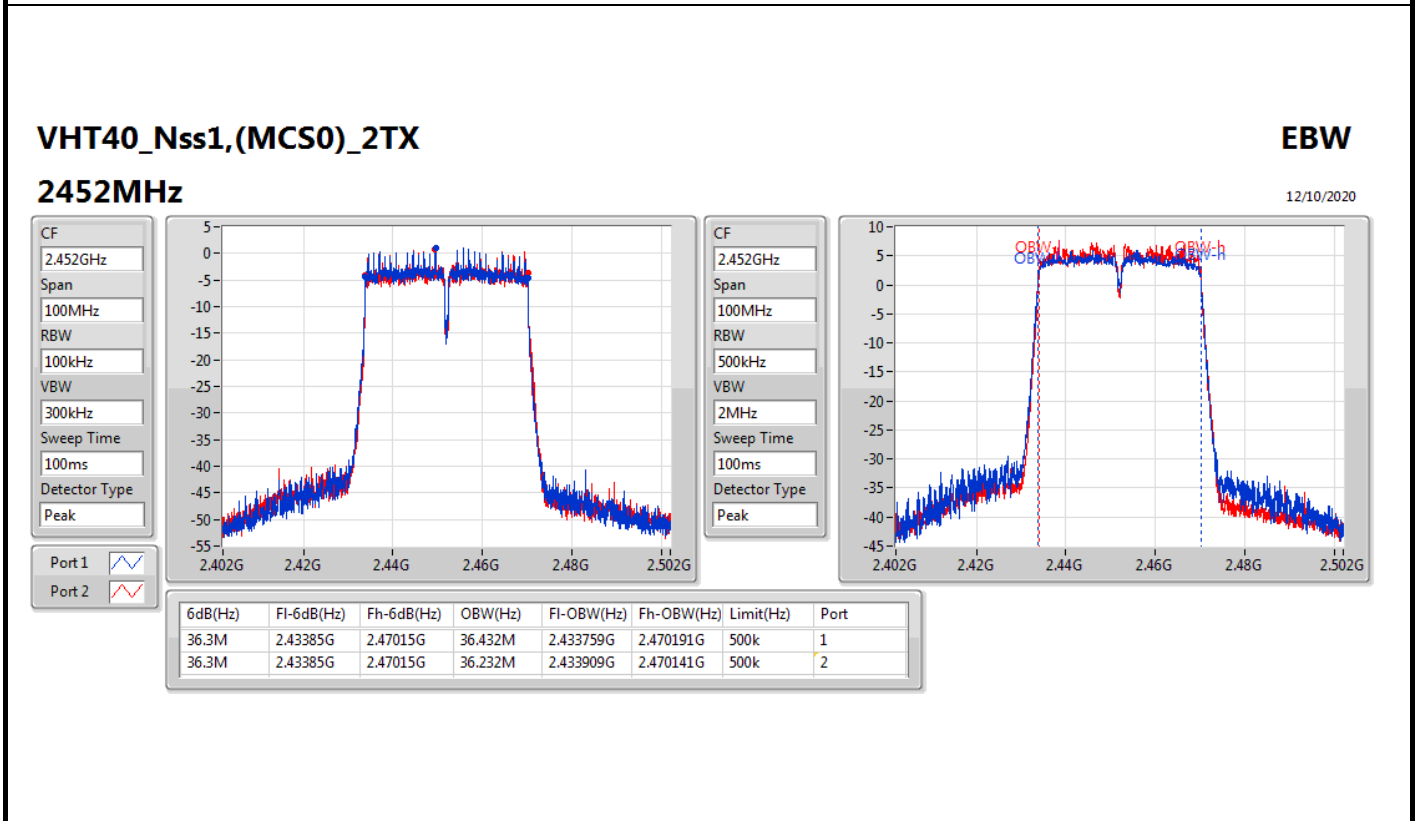
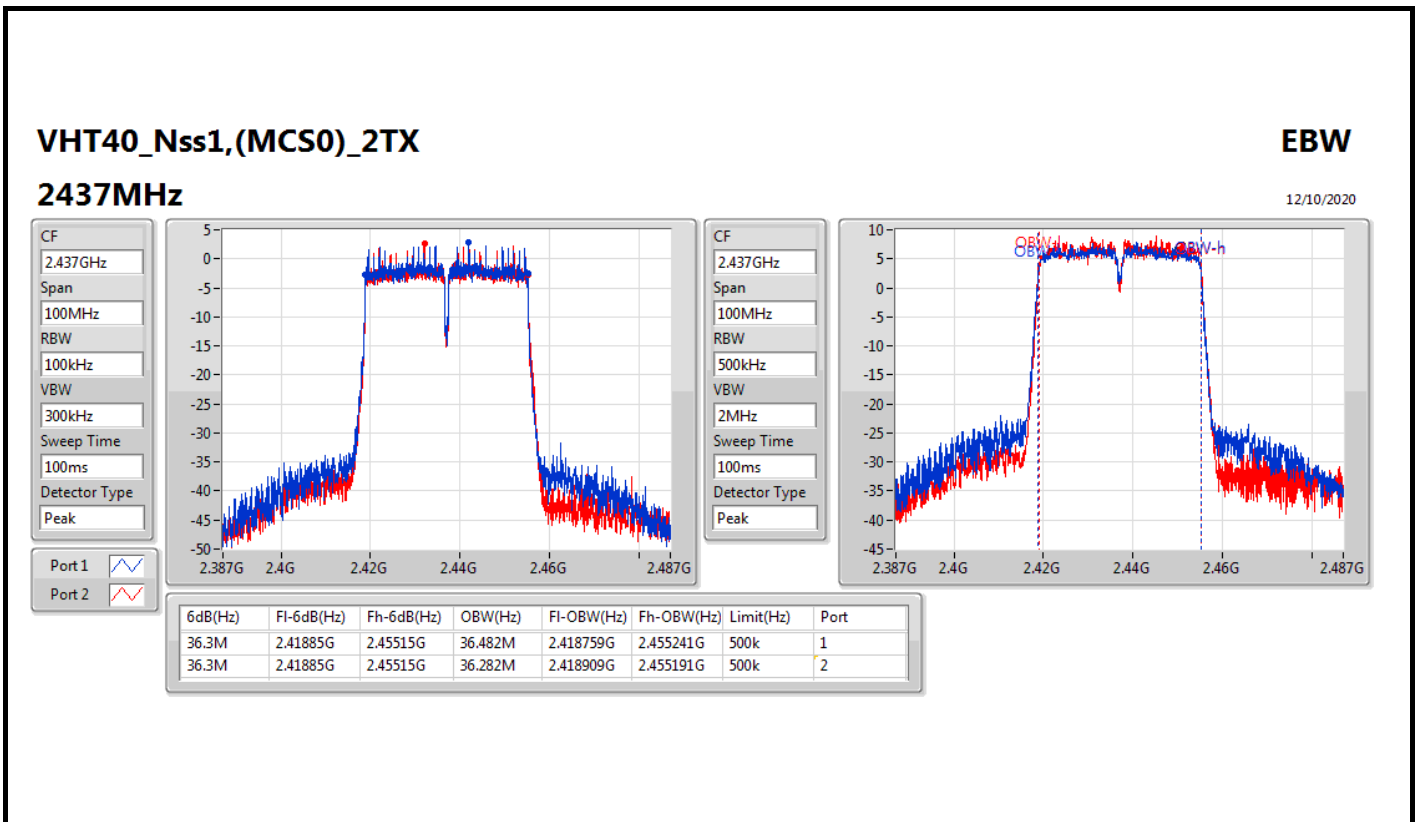
Test Mode: Mode 1



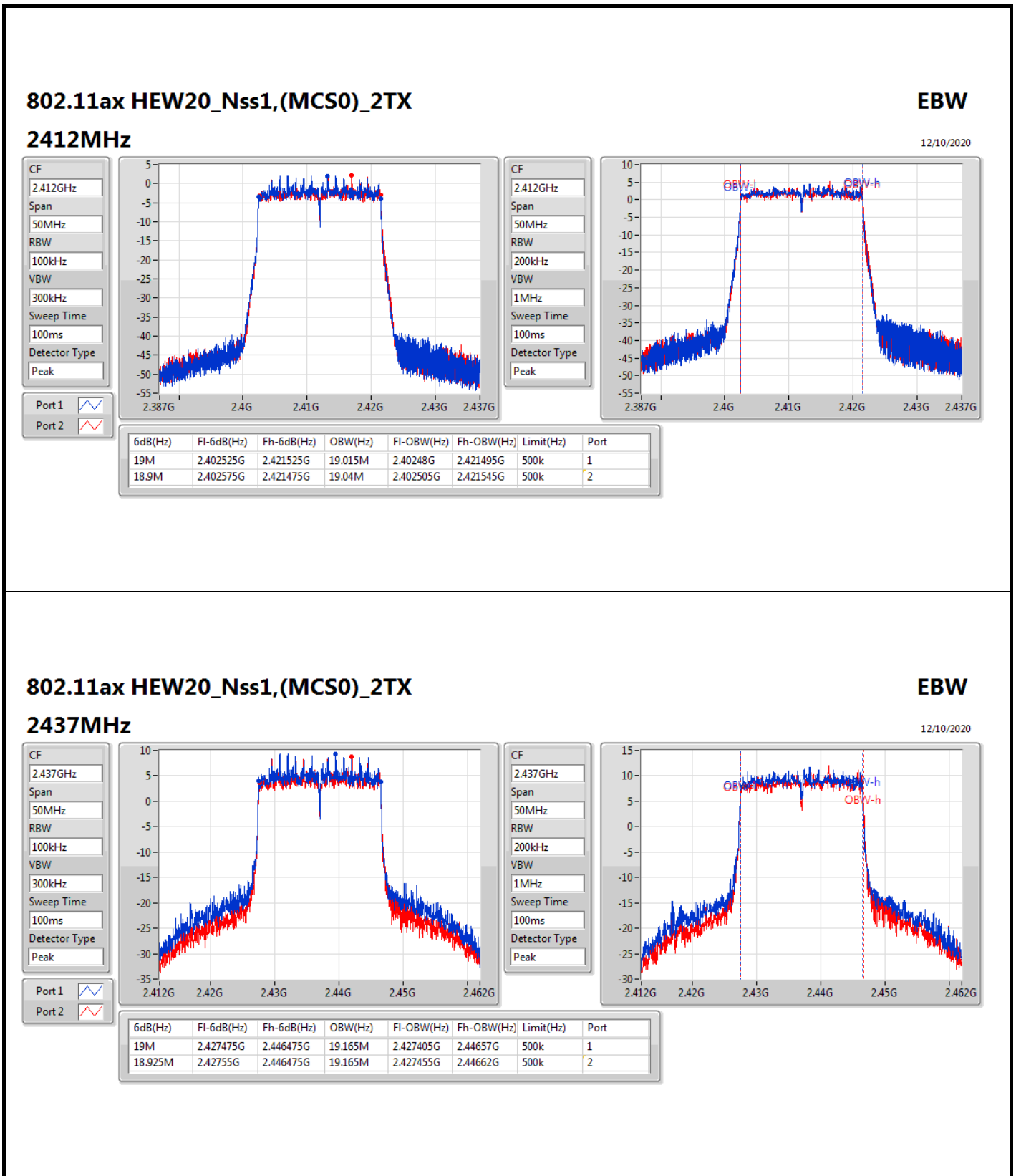
Test Mode: Mode 1



Test Mode: Mode 1

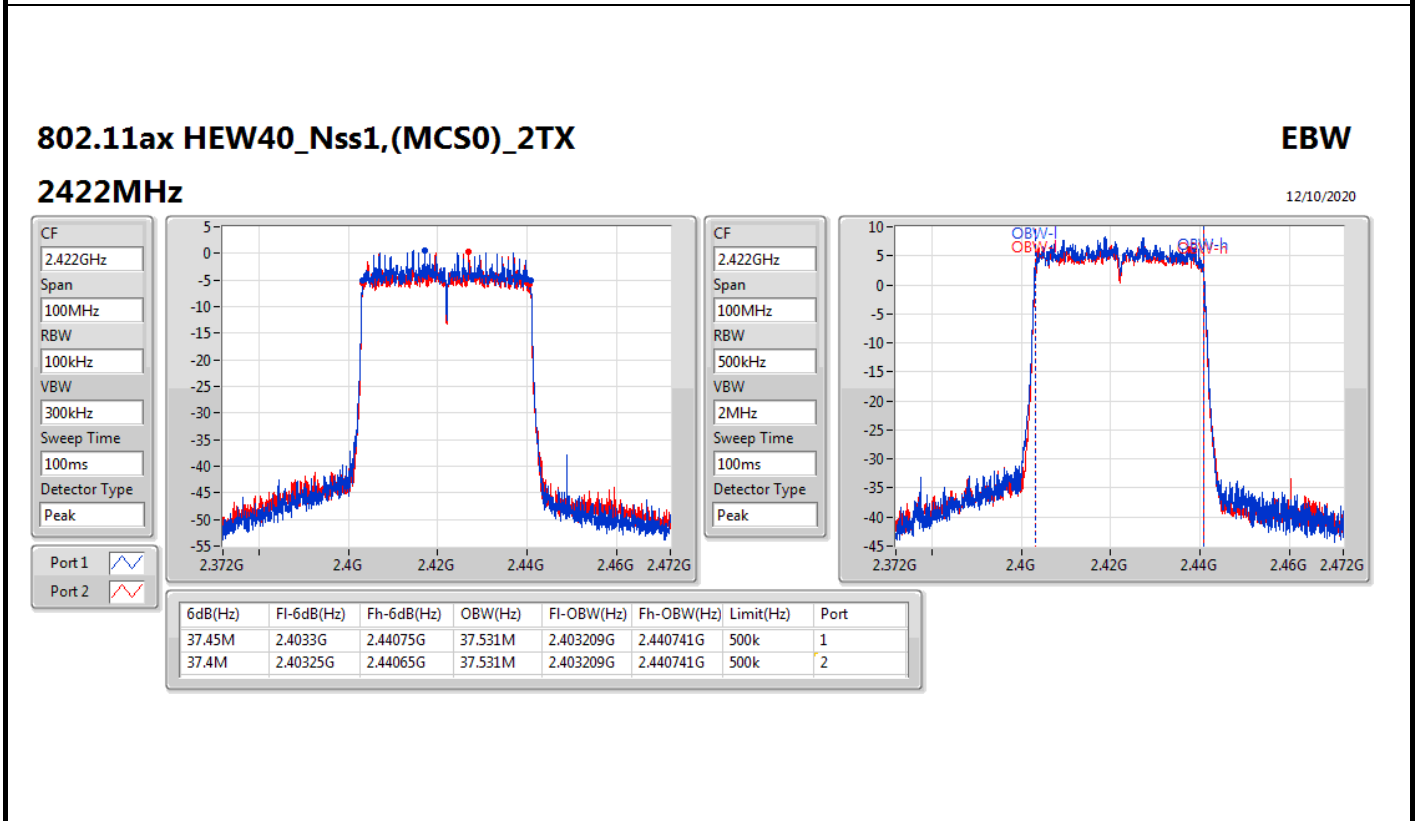
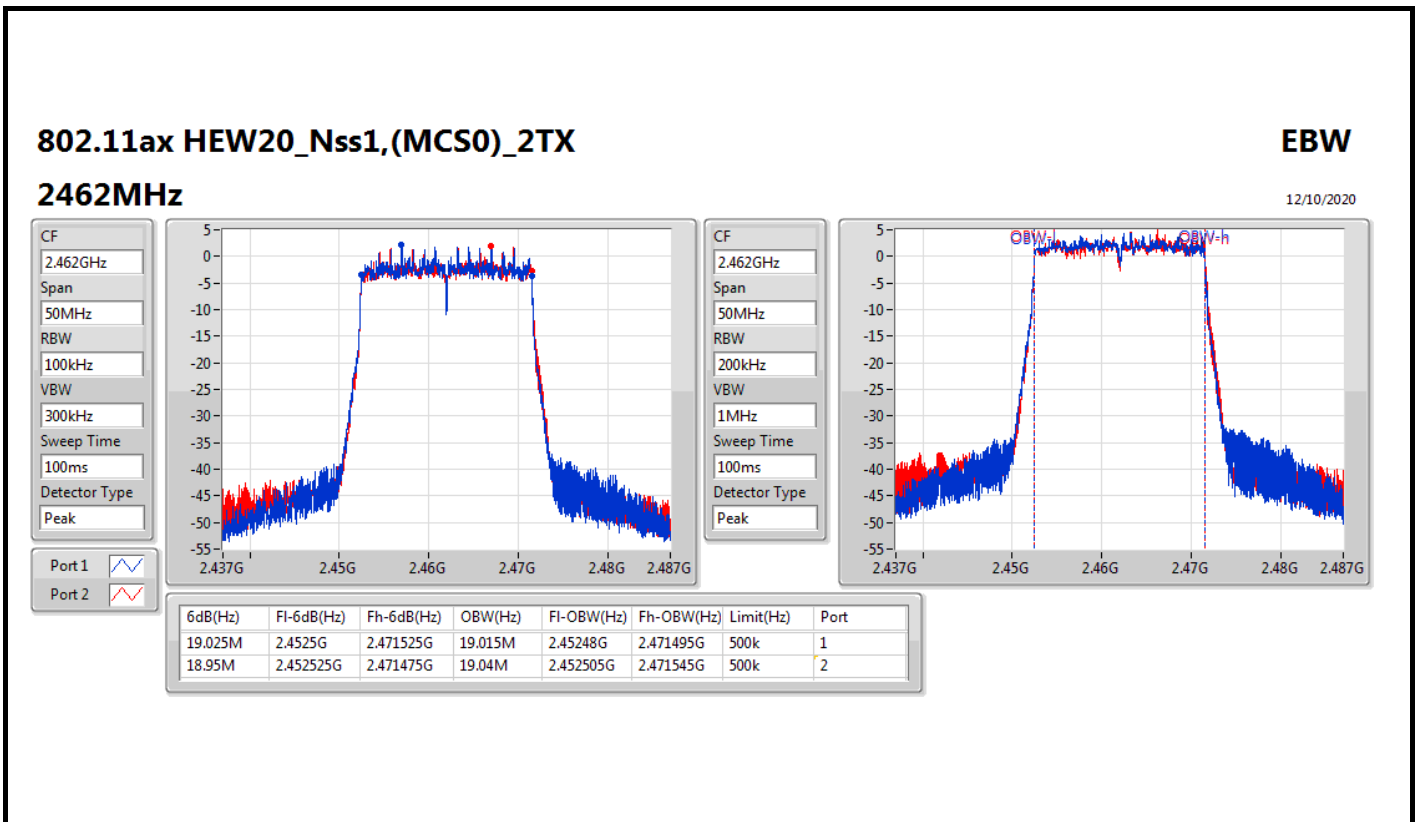


Test Mode: Mode 1

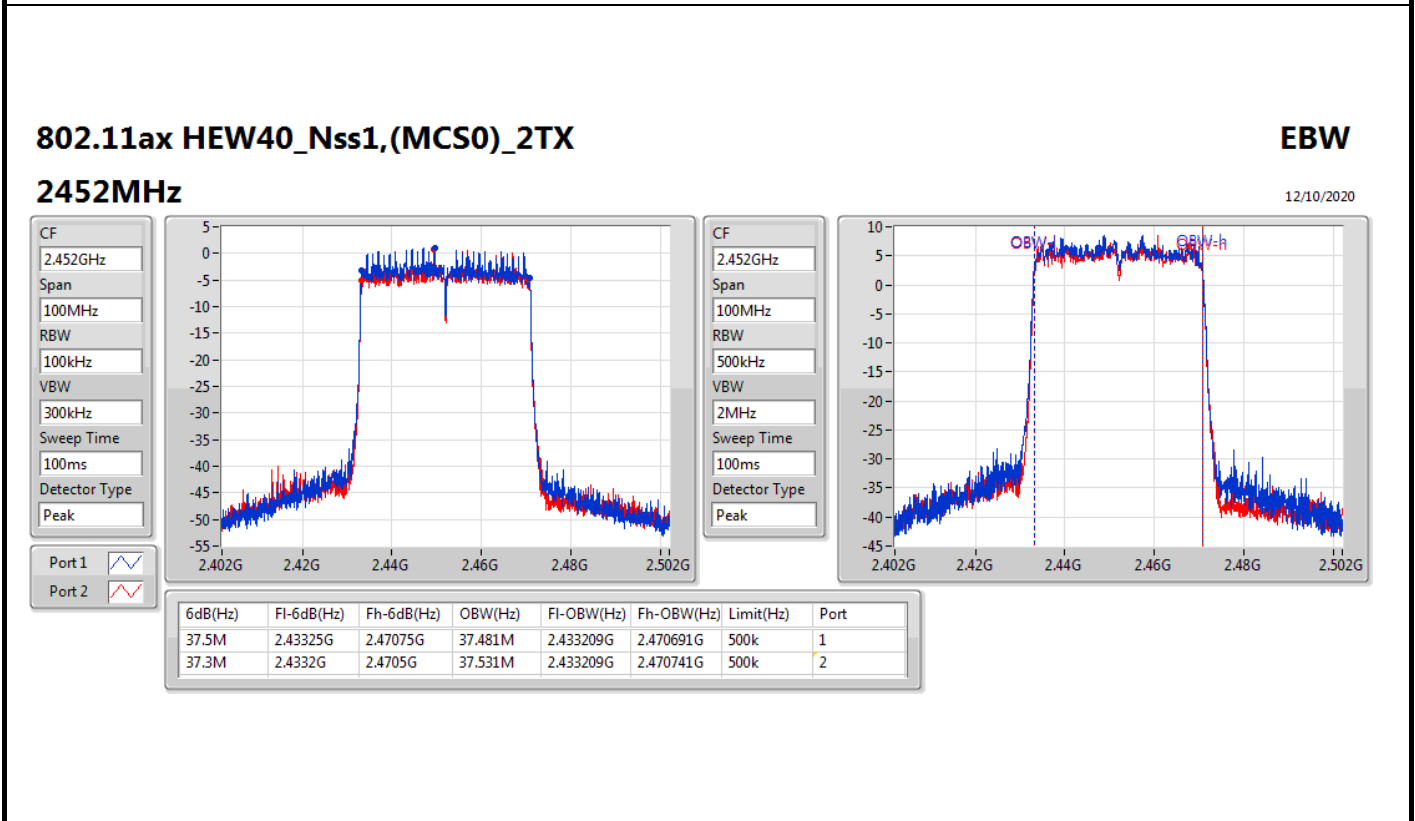
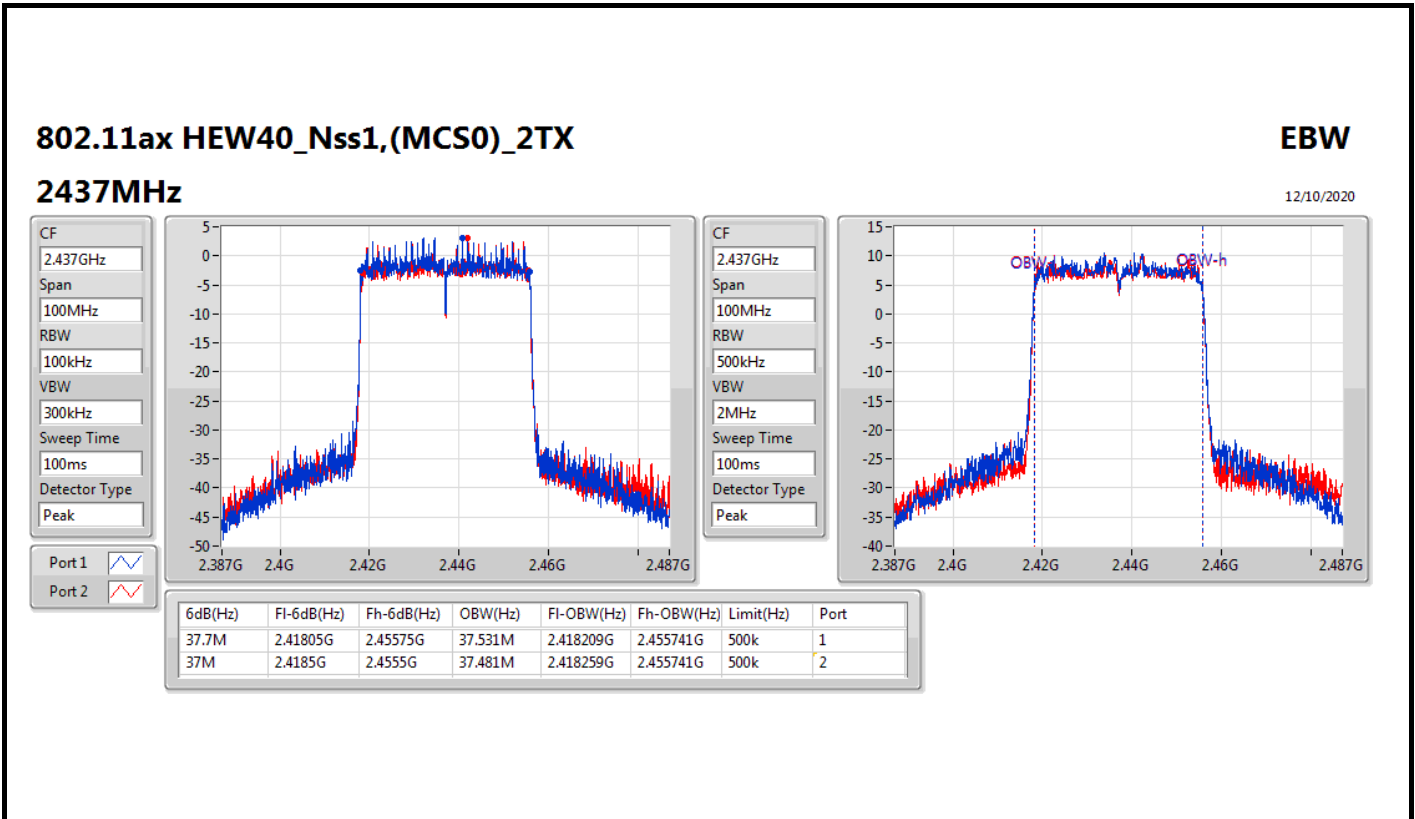




Test Mode: Mode 1



Test Mode: Mode 1





Test Mode: Mode 2

Summary

Mode	Max-N dB (Hz)	Max-OBW (Hz)	ITU-Code	Min-N dB (Hz)	Min-OBW (Hz)
2.4-2.4835GHz	-	-	-	-	-
VHT20-BF_Nss1,(MCS0)_2TX	17.6M	18.266M	18M3D1D	17.575M	17.816M
VHT40-BF_Nss1,(MCS0)_2TX	36.35M	36.482M	36M5D1D	36.3M	36.232M
802.11ax HEW20-BF_Nss1,(MCS0)_2TX	18.975M	19.09M	19M1D1D	18.925M	19.015M
802.11ax HEW40-BF_Nss1,(MCS0)_2TX	37.55M	37.531M	37M5D1D	37.3M	37.531M

**Max-N dB** = Maximum 6dB down bandwidth; **Max-OBW** = Maximum 99% occupied bandwidth;

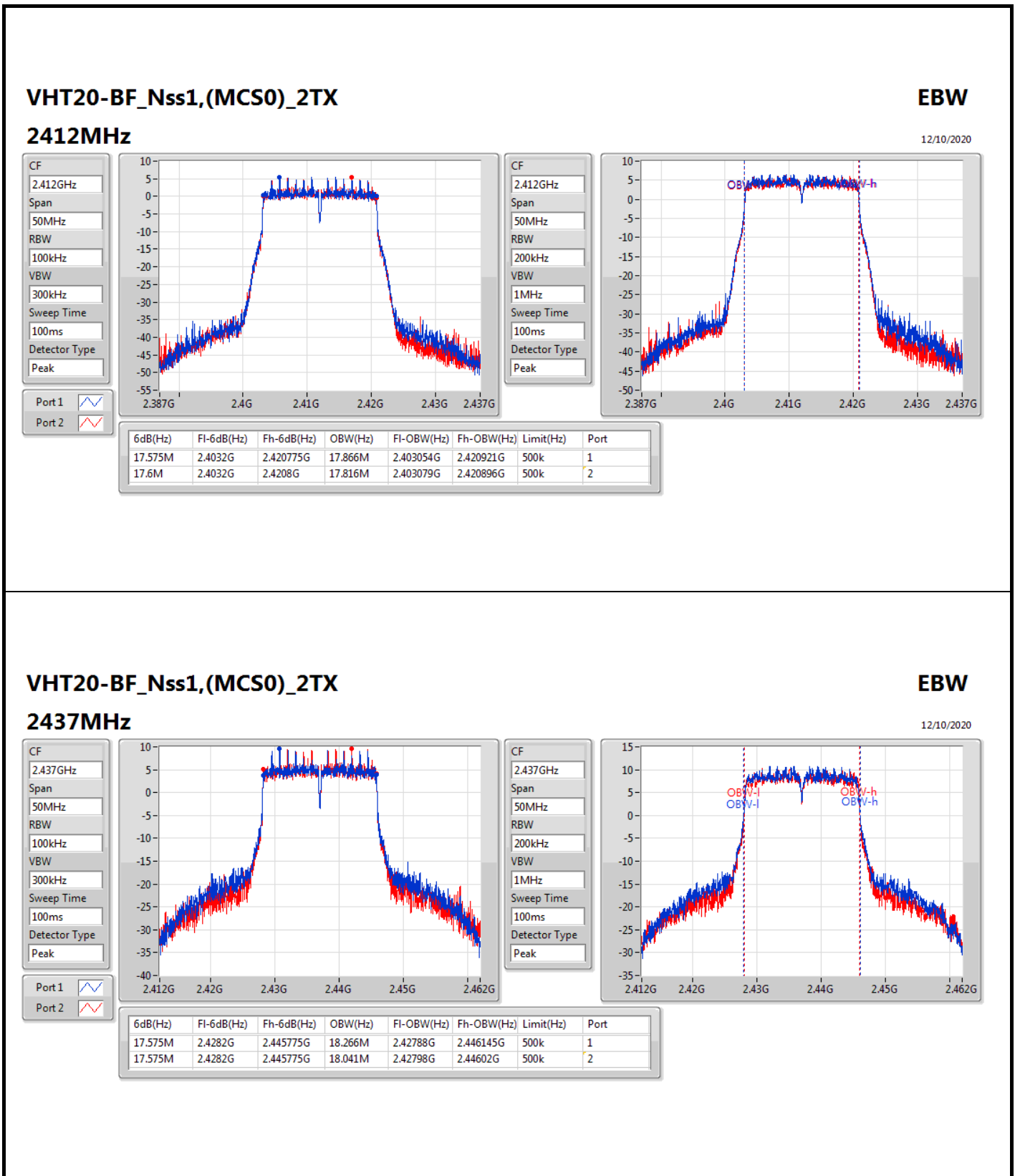
**Min-N dB** = Minimum 6dB down bandwidth; **Min-OBW** = Minimum 99% occupied bandwidth;

**Test Mode: Mode 2**
**Result**

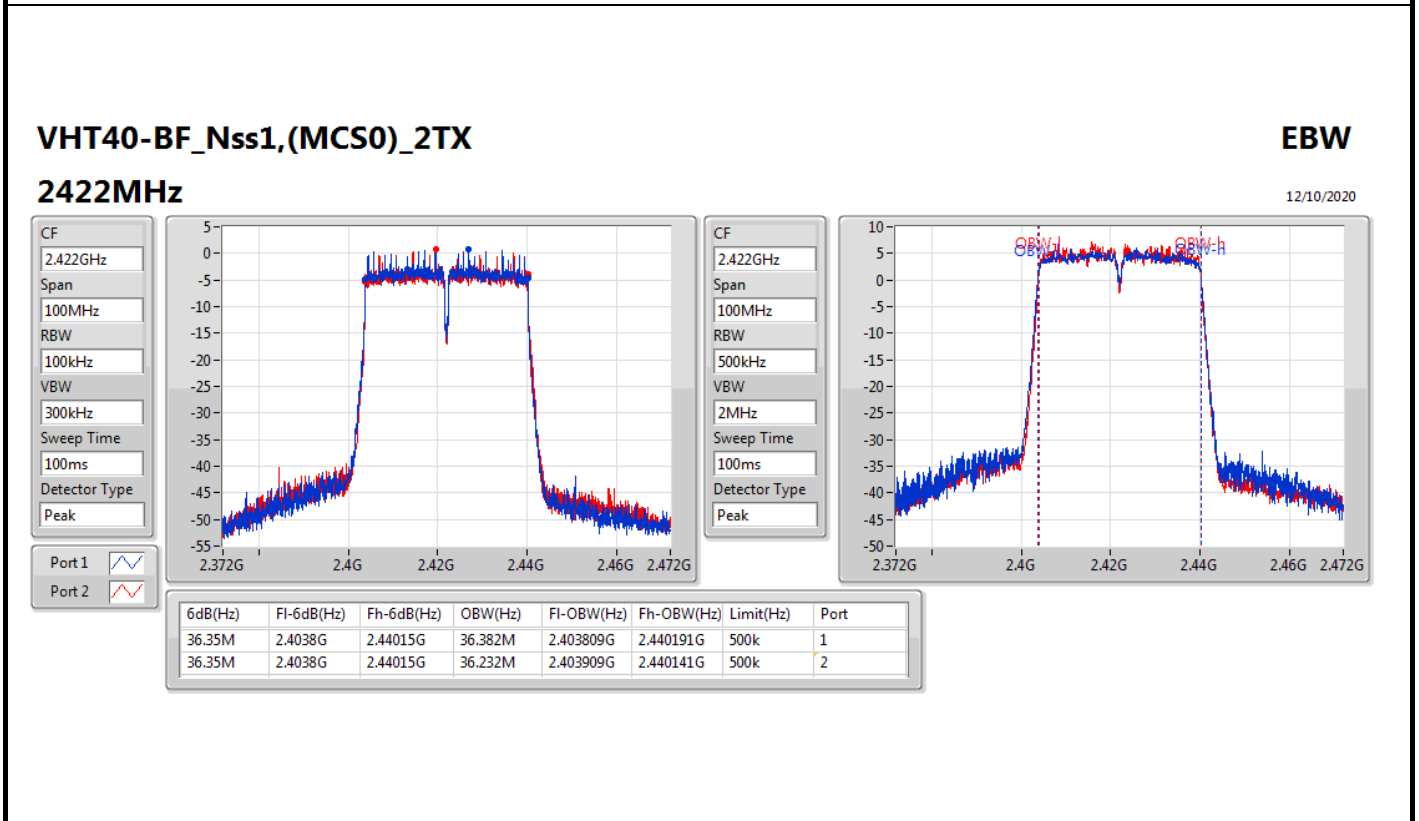
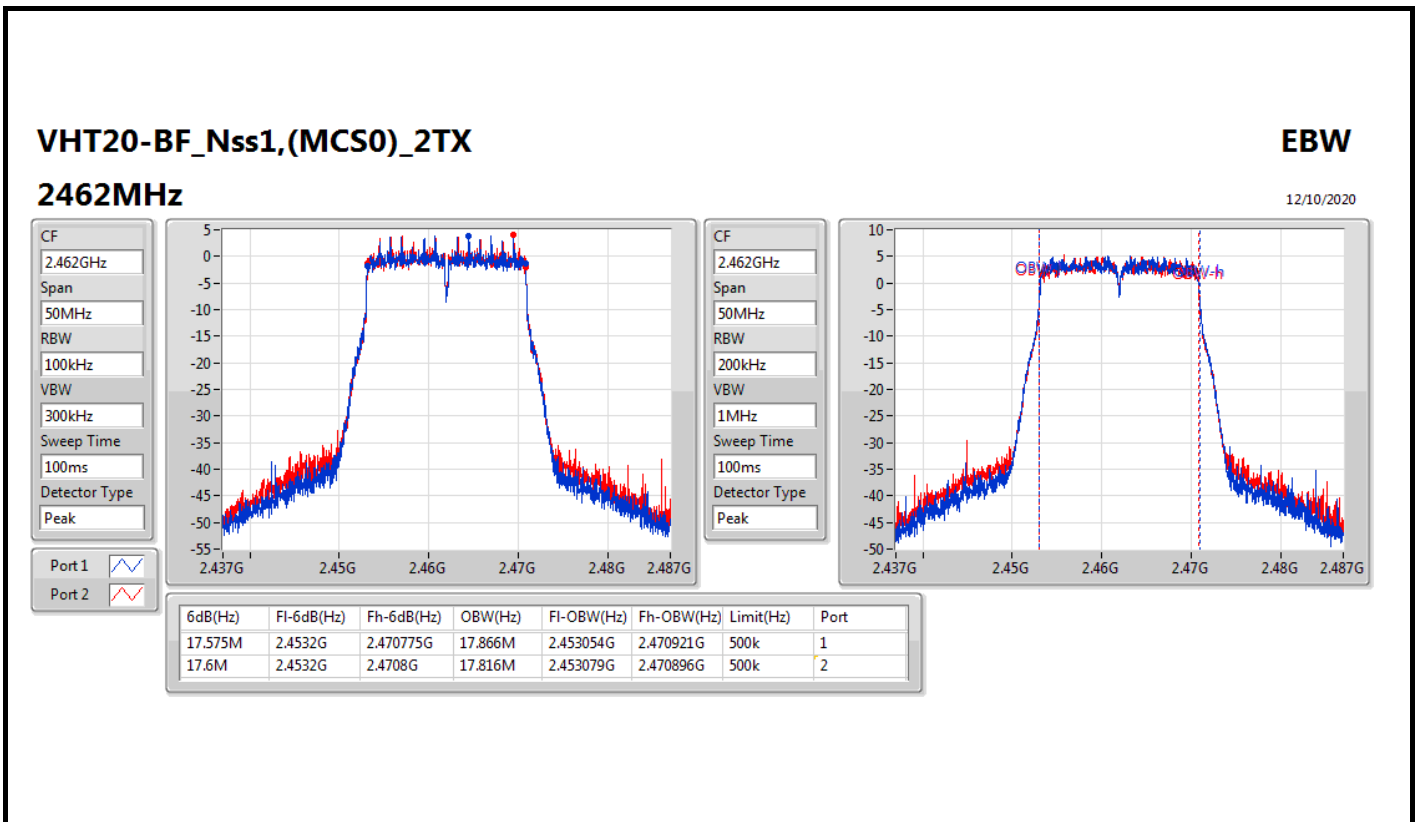
Mode	Result	Limit (Hz)	Port 1-N dB (Hz)	Port 1-OBW (Hz)	Port 2-N dB (Hz)	Port 2-OBW (Hz)
VHT20-BF_Nss1,(MCS0)_2TX	-	-	-	-	-	-
2412MHz	Pass	500k	17.575M	17.866M	17.6M	17.816M
2437MHz	Pass	500k	17.575M	18.266M	17.575M	18.041M
2462MHz	Pass	500k	17.575M	17.866M	17.6M	17.816M
VHT40-BF_Nss1,(MCS0)_2TX	-	-	-	-	-	-
2422MHz	Pass	500k	36.35M	36.382M	36.35M	36.232M
2437MHz	Pass	500k	36.3M	36.482M	36.3M	36.282M
2452MHz	Pass	500k	36.35M	36.432M	36.3M	36.232M
802.11ax HEW20-BF_Nss1,(MCS0)_2TX	-	-	-	-	-	-
2412MHz	Pass	500k	18.975M	19.015M	18.975M	19.065M
2437MHz	Pass	500k	18.925M	19.065M	18.95M	19.09M
2462MHz	Pass	500k	18.95M	19.015M	18.975M	19.04M
802.11ax HEW40-BF_Nss1,(MCS0)_2TX	-	-	-	-	-	-
2422MHz	Pass	500k	37.5M	37.531M	37.3M	37.531M
2437MHz	Pass	500k	37.5M	37.531M	37.55M	37.531M
2452MHz	Pass	500k	37.55M	37.531M	37.35M	37.531M

**Port X-N dB = Port X 6dB down bandwidth; Port X-OBW = Port X 99% occupied bandwidth;**

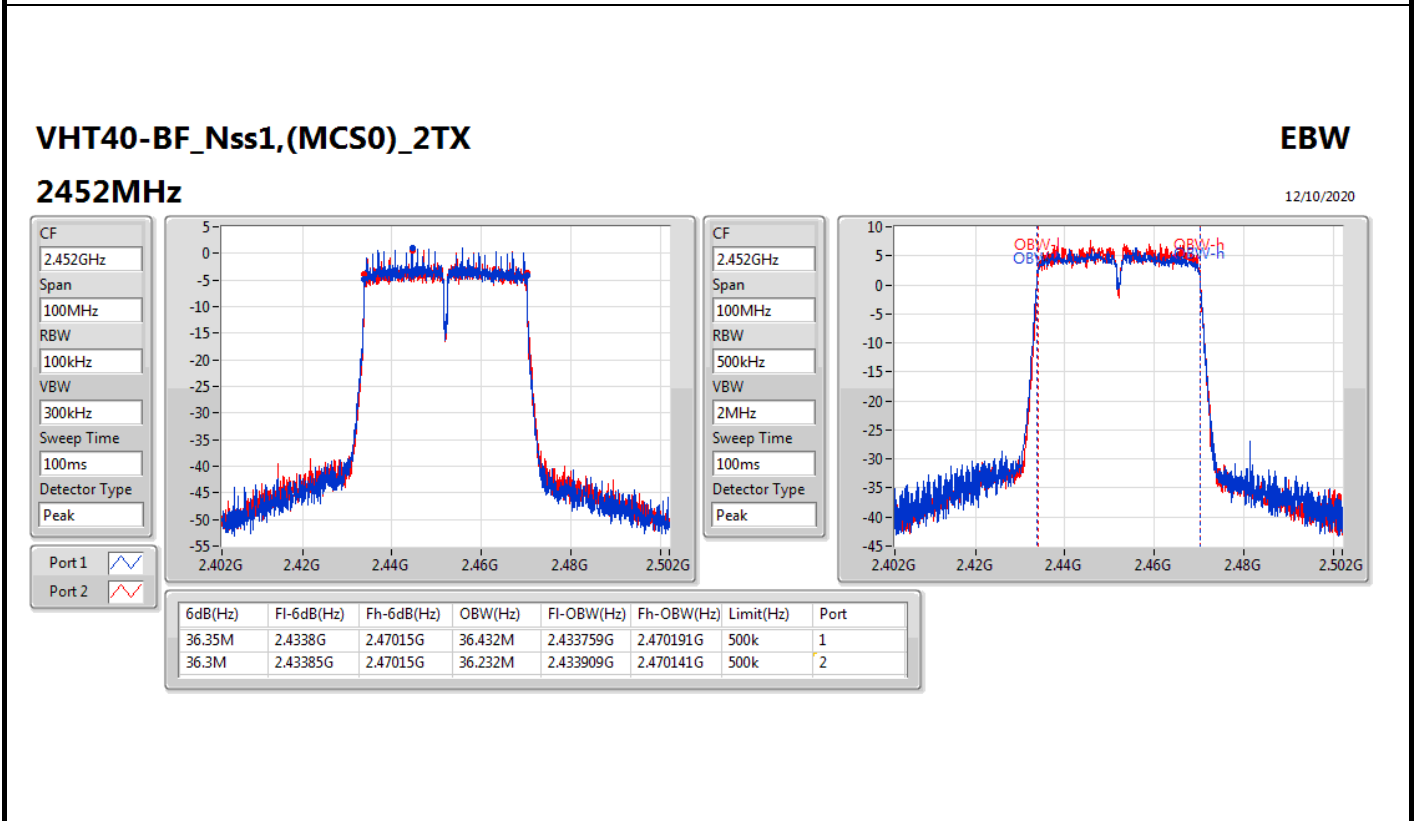
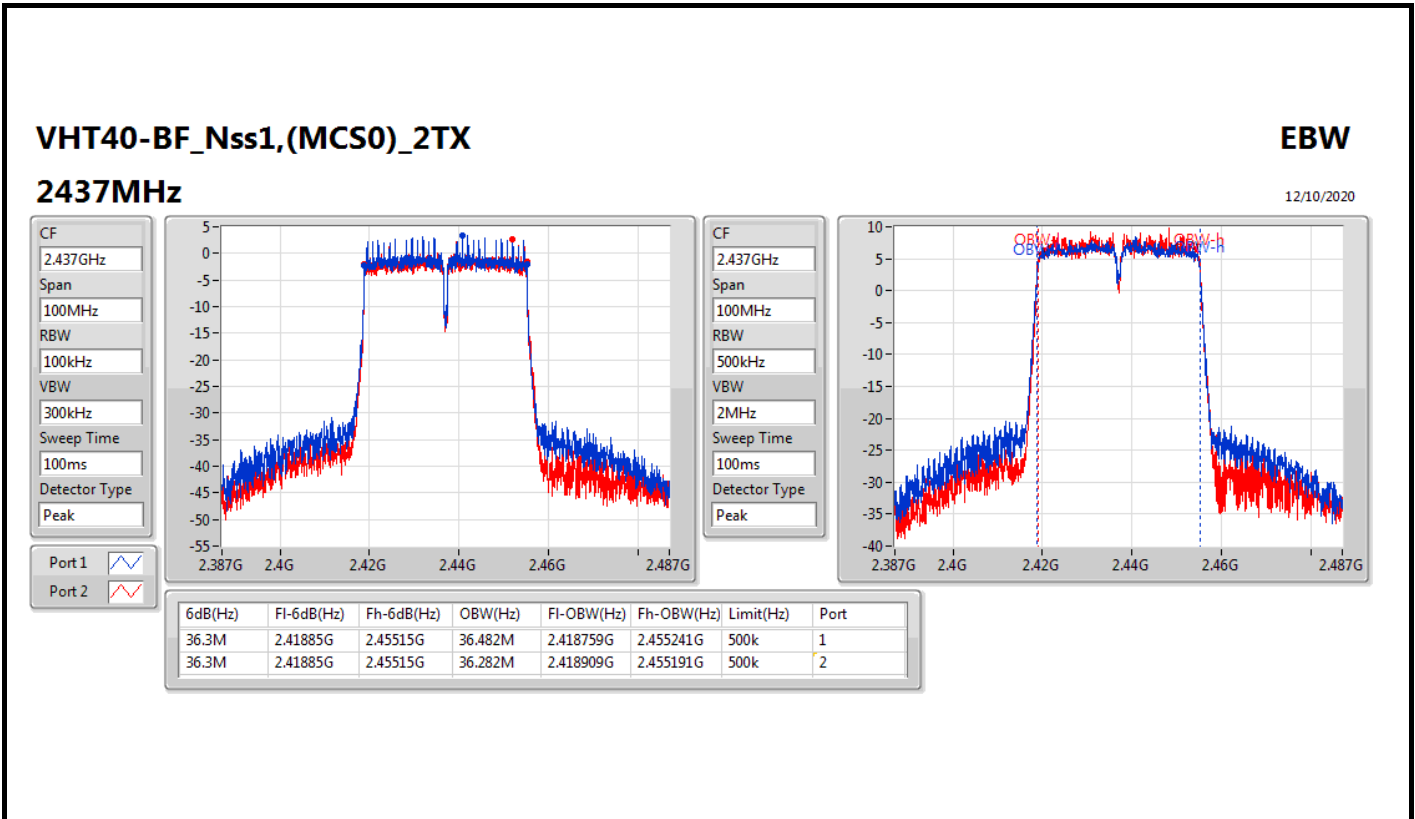
Test Mode: Mode 2



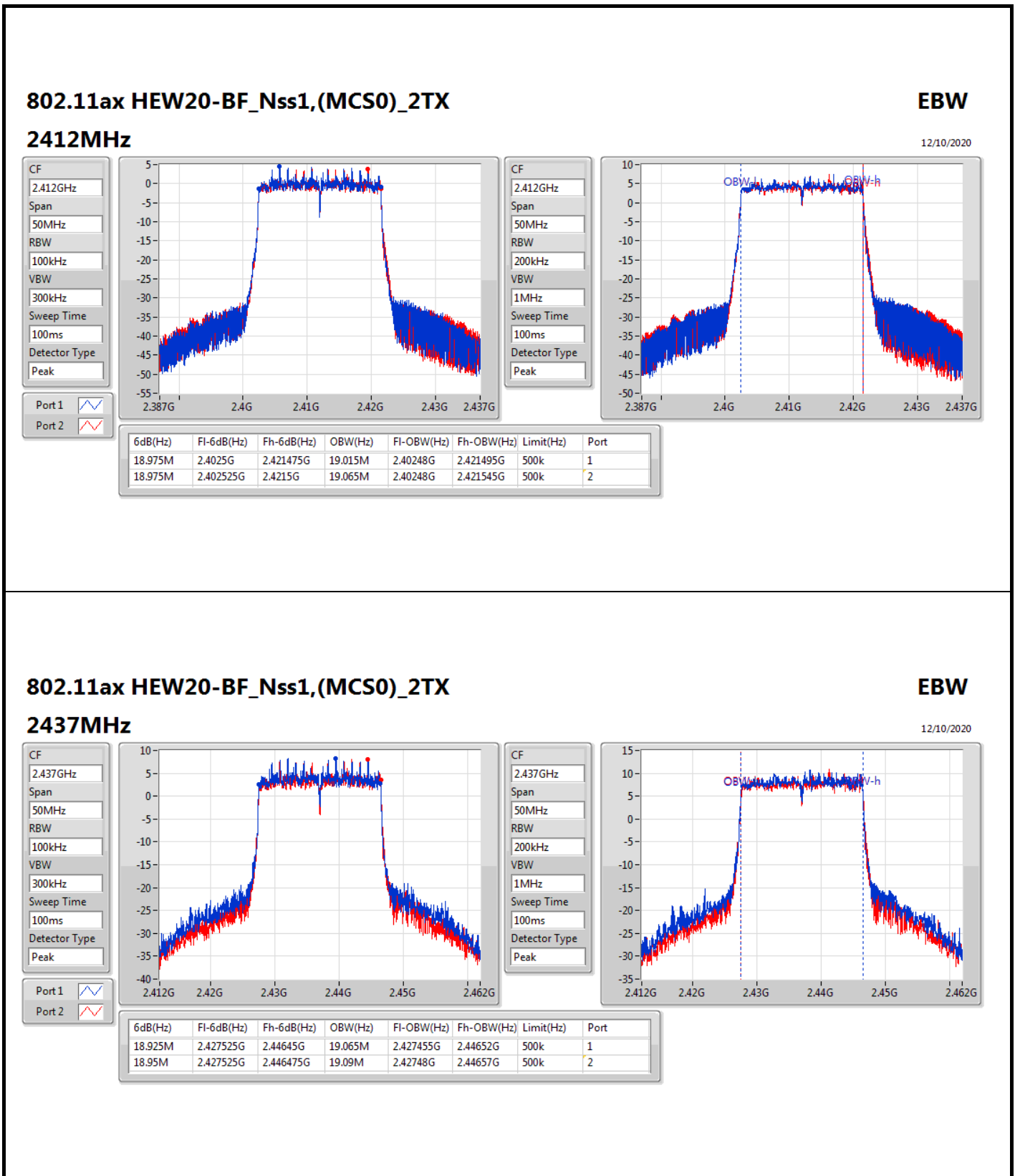
Test Mode: Mode 2



Test Mode: Mode 2

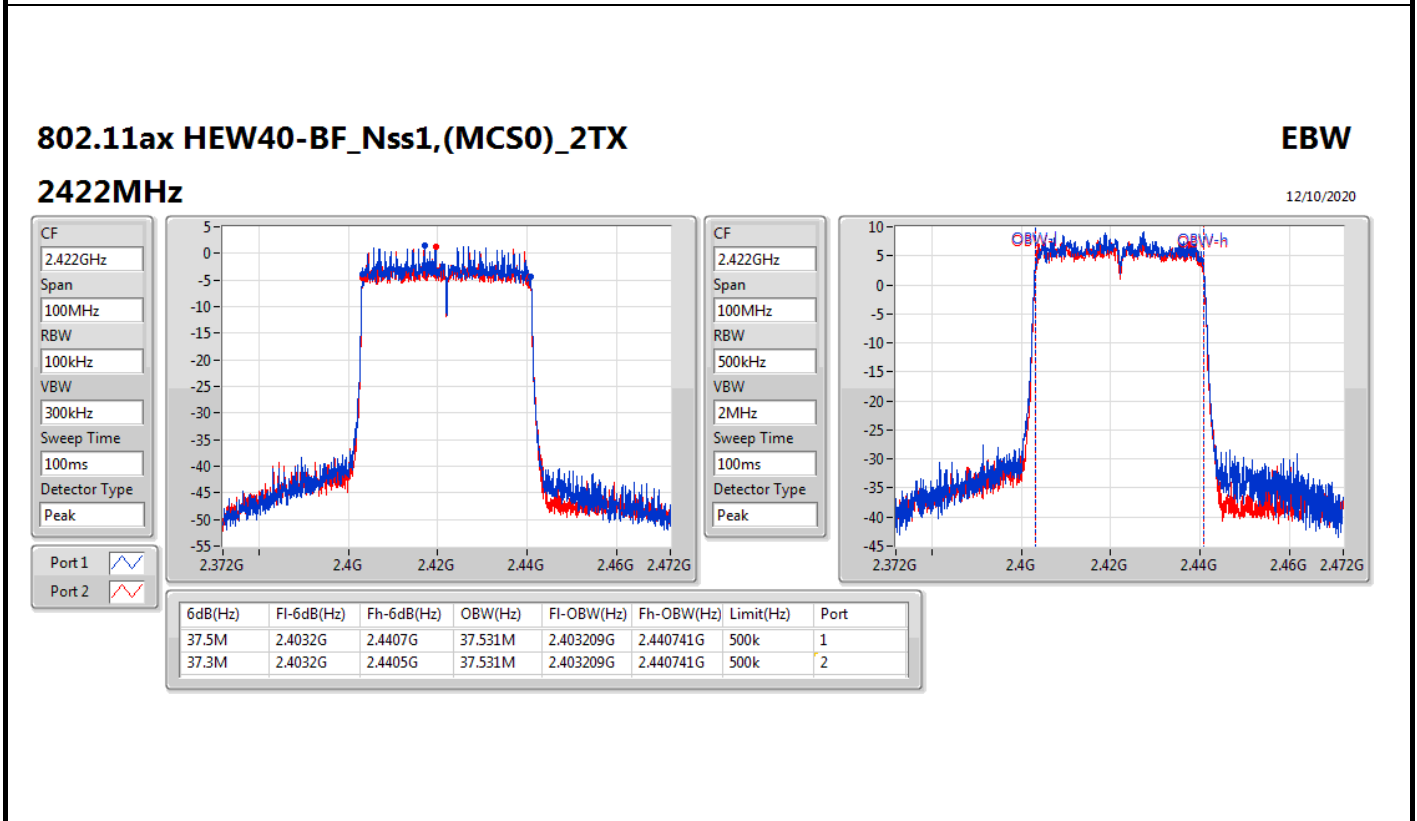
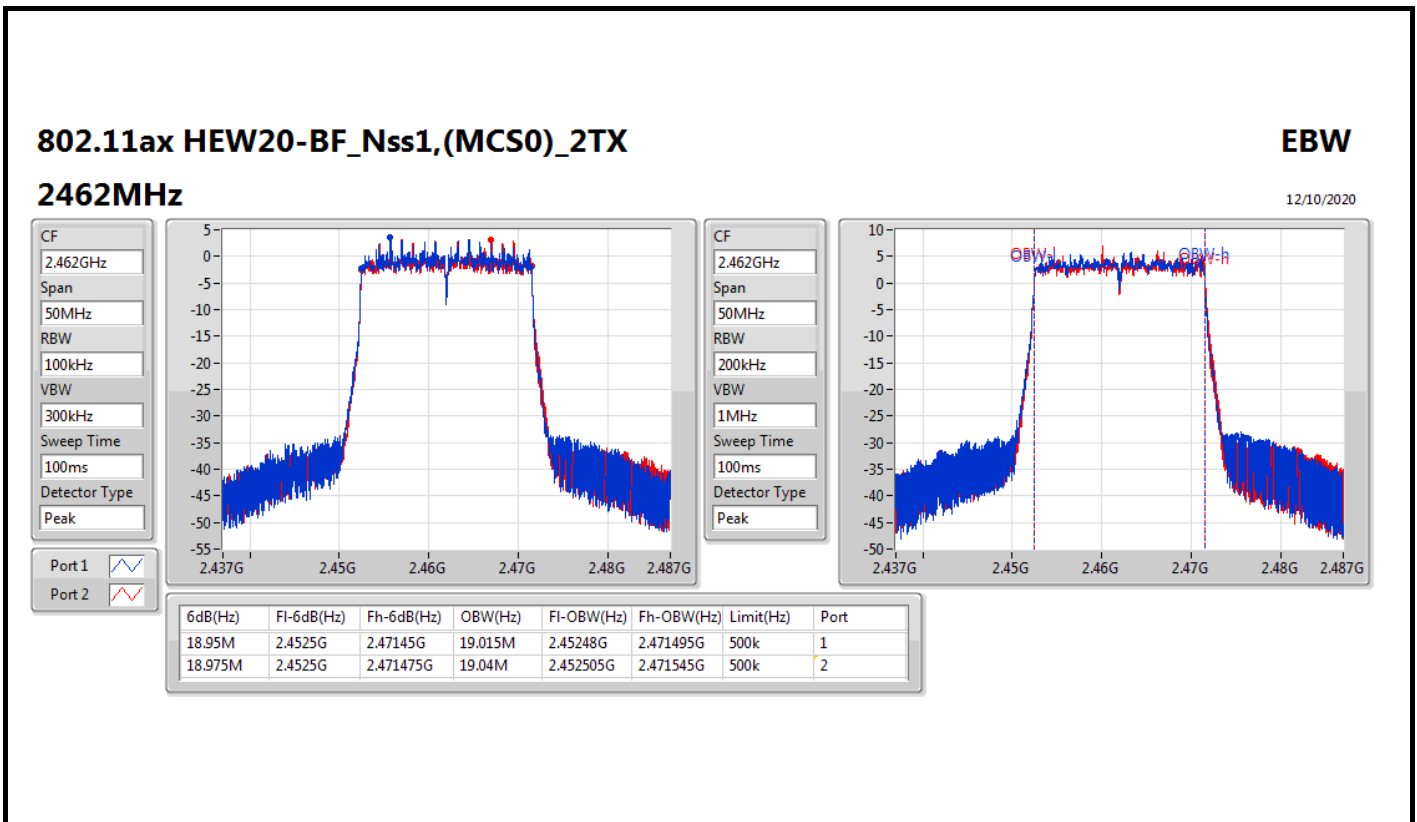


Test Mode: Mode 2

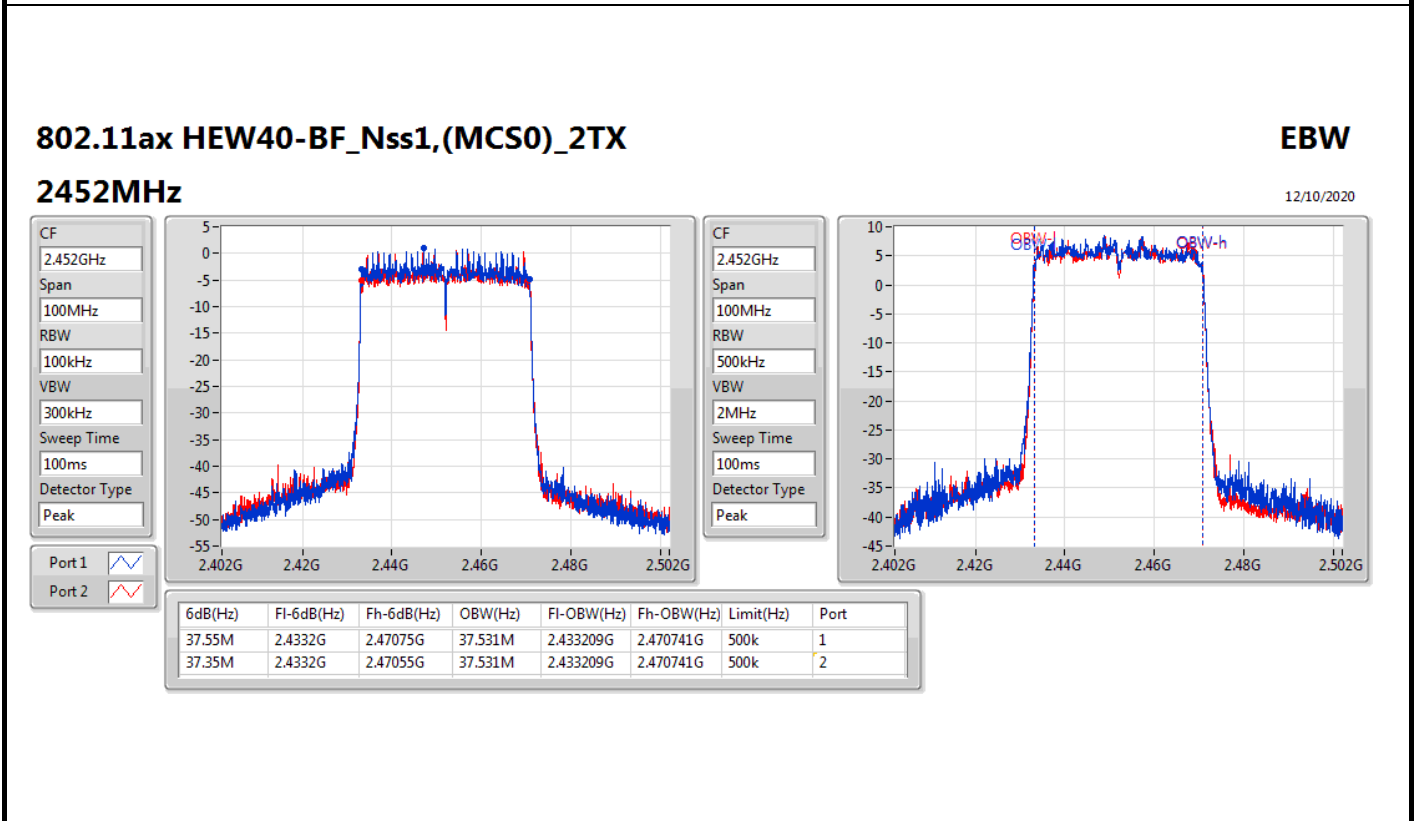
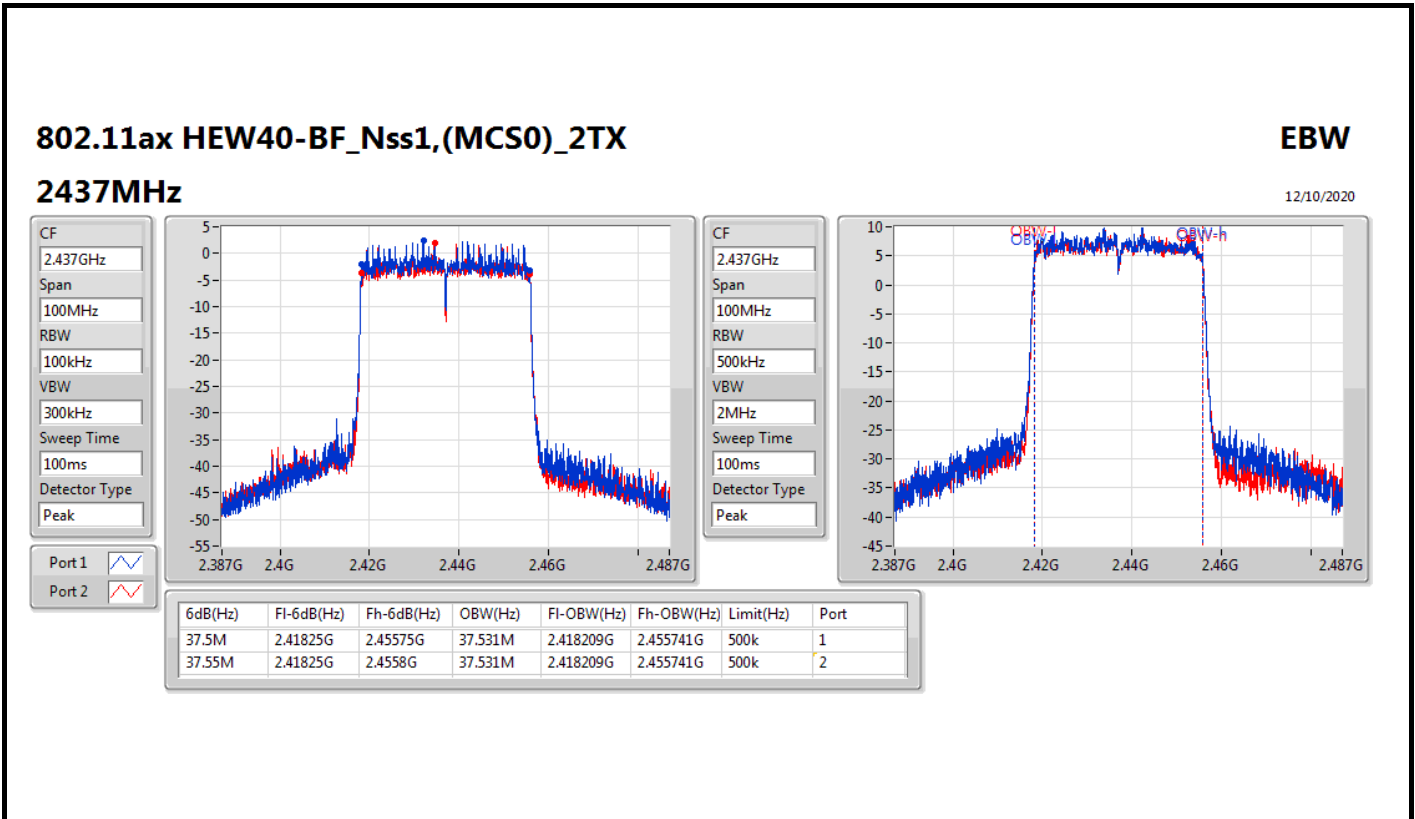




Test Mode: Mode 2



Test Mode: Mode 2





Test Mode: Mode 3

Summary

Mode	Max-N dB (Hz)	Max-OBW (Hz)	ITU-Code	Min-N dB (Hz)	Min-OBW (Hz)
2.4-2.4835GHz	-	-	-	-	-
VHT20_Nss2,(MCS0)_2TX	17.6M	17.891M	17M9D1D	17.575M	17.791M
VHT40_Nss2,(MCS0)_2TX	36.3M	36.432M	36M4D1D	36.3M	36.282M
802.11ax HEW20_Nss2,(MCS0)_2TX	18.95M	19.09M	19M1D1D	18.875M	19.065M
802.11ax HEW40_Nss2,(MCS0)_2TX	37.6M	37.631M	37M6D1D	37.25M	37.481M

Max-N dB = Maximum 6dB down bandwidth; Max-OBW = Maximum 99% occupied bandwidth;

Min-N dB = Minimum 6dB down bandwidth; Min-OBW = Minimum 99% occupied bandwidth;

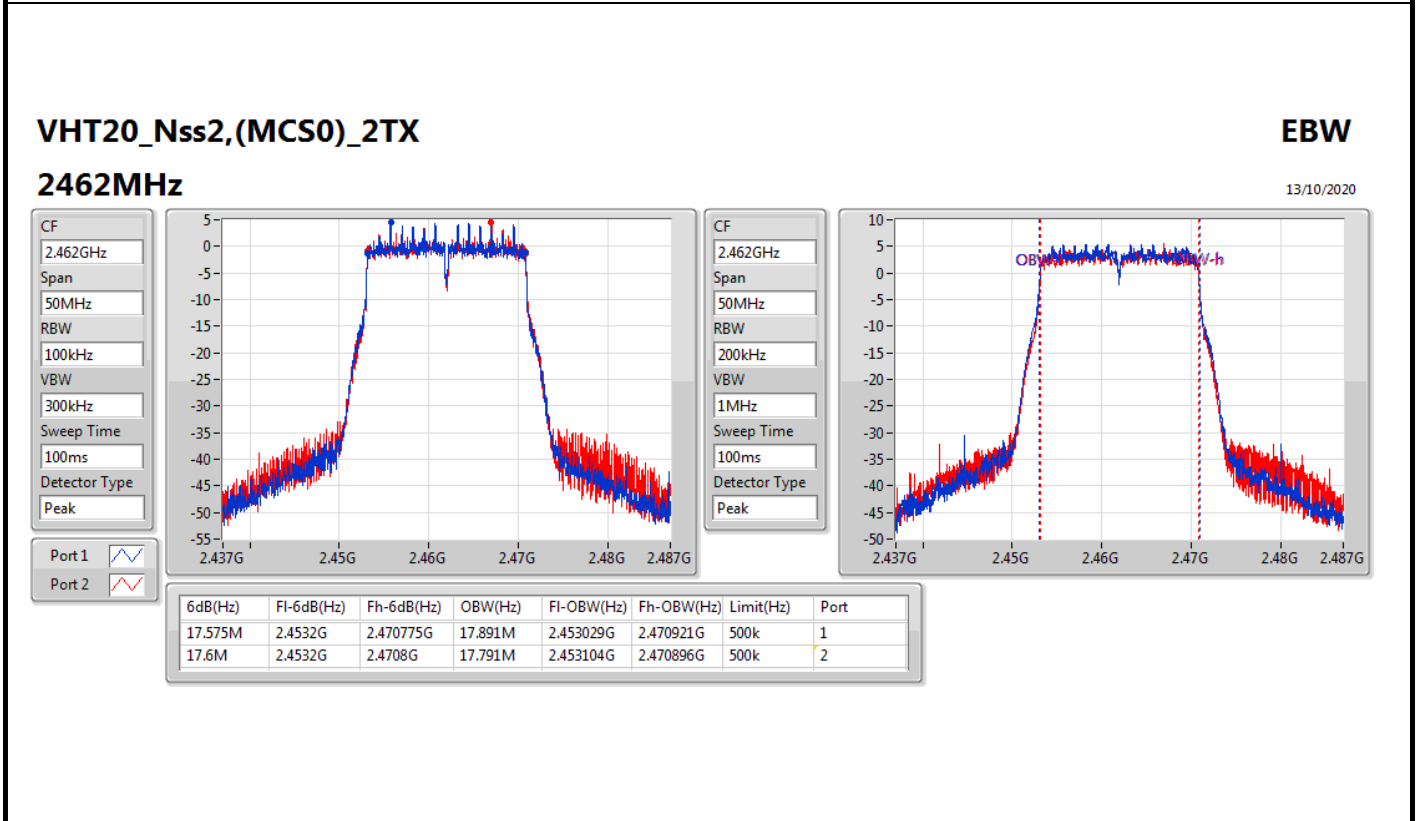
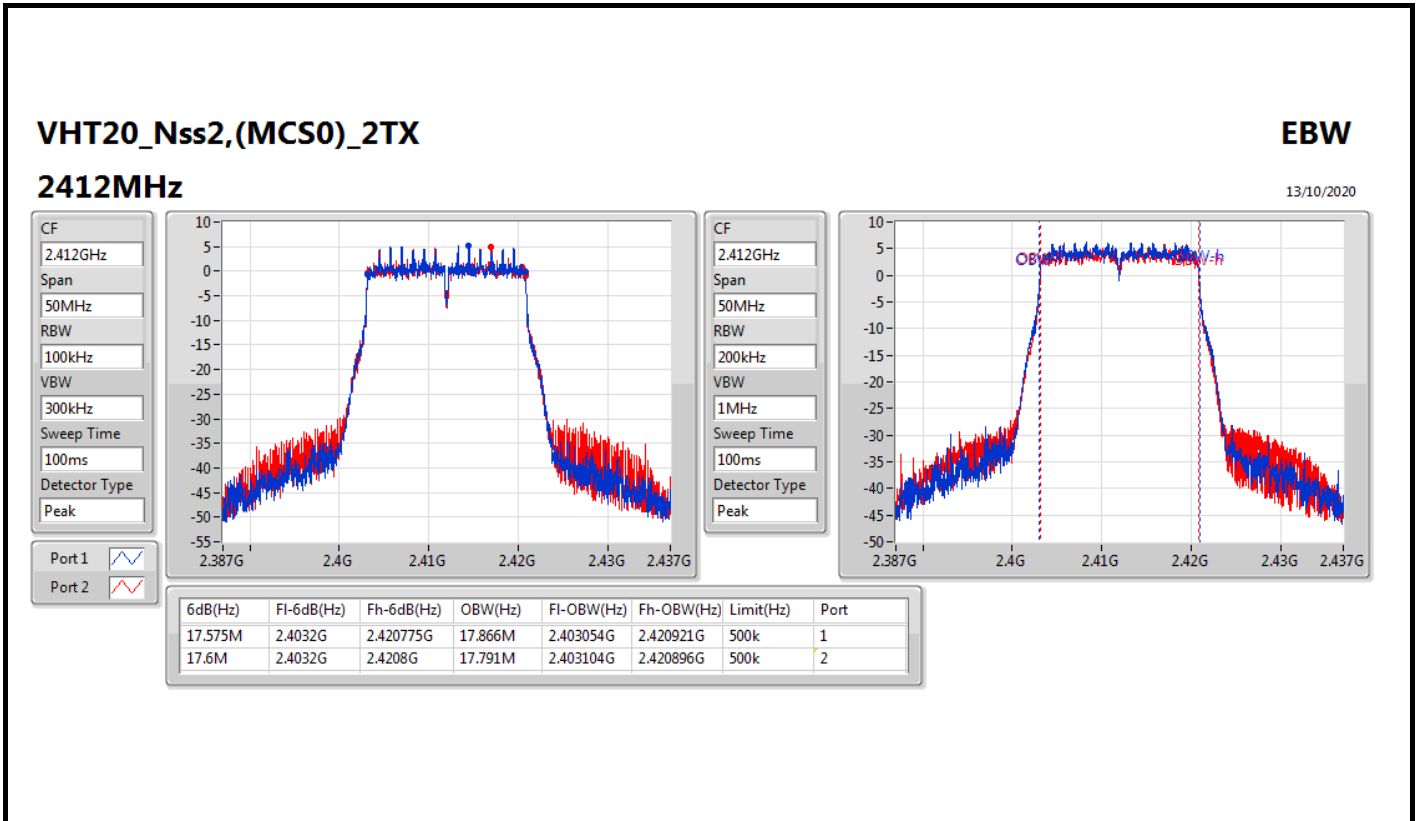


**Test Mode: Mode 3  
Result**

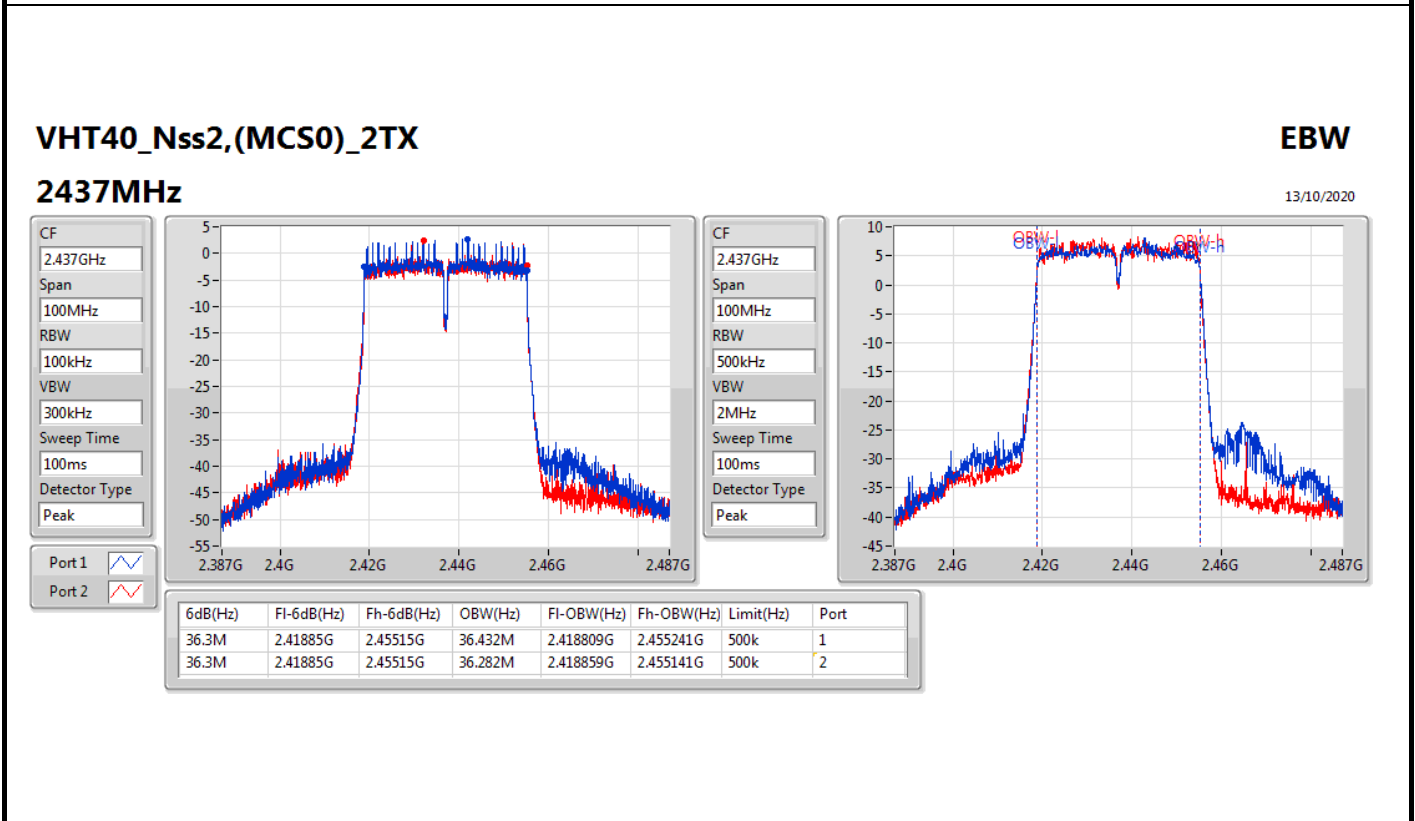
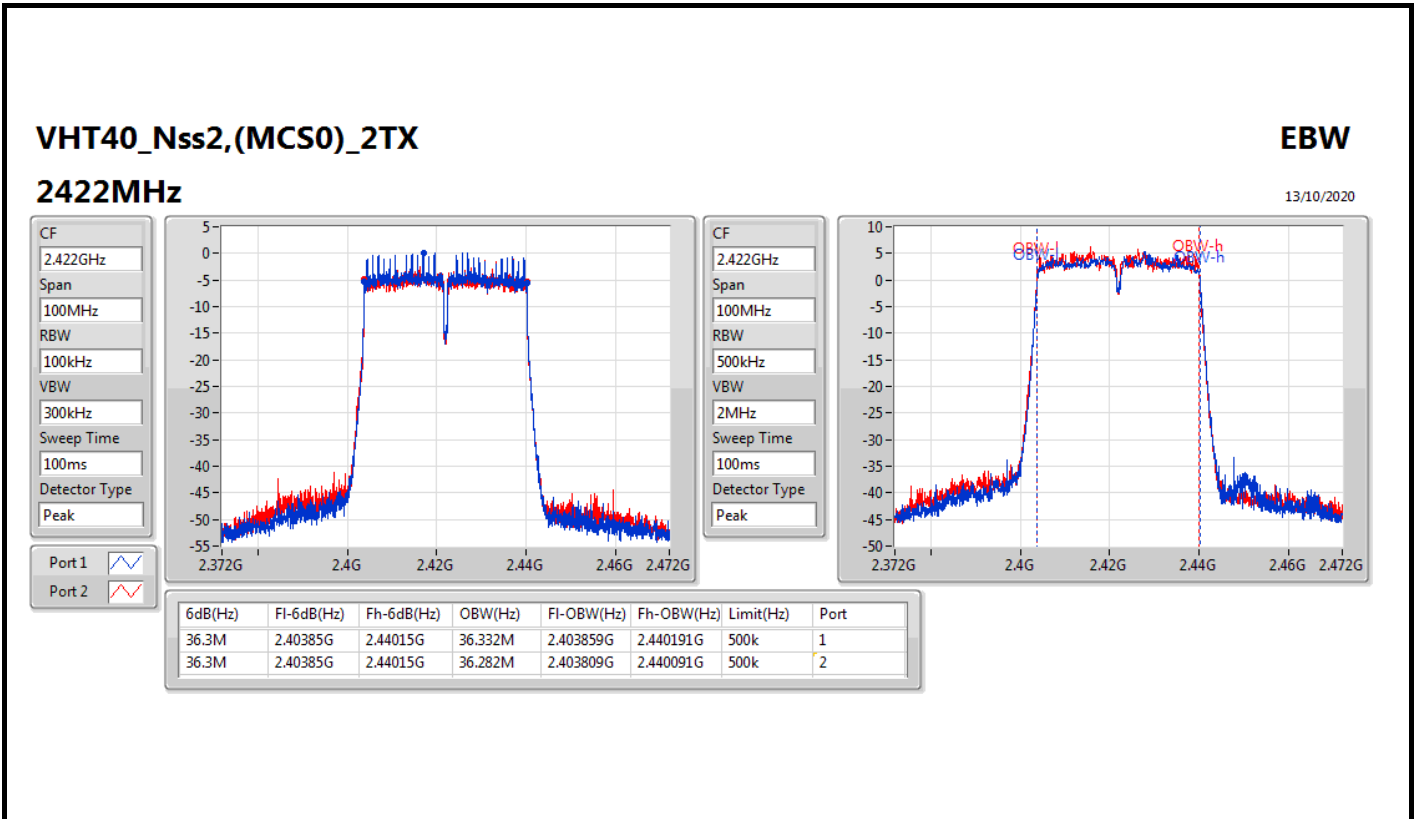
Mode	Result	Limit (Hz)	Port 1-N dB (Hz)	Port 1-OBW (Hz)	Port 2-N dB (Hz)	Port 2-OBW (Hz)
VHT20_Nss2,(MCS0)_2TX	-	-	-	-	-	-
2412MHz	Pass	500k	17.575M	17.866M	17.6M	17.791M
2462MHz	Pass	500k	17.575M	17.891M	17.6M	17.791M
VHT40_Nss2,(MCS0)_2TX	-	-	-	-	-	-
2422MHz	Pass	500k	36.3M	36.332M	36.3M	36.282M
2437MHz	Pass	500k	36.3M	36.432M	36.3M	36.282M
2452MHz	Pass	500k	36.3M	36.332M	36.3M	36.282M
802.11ax HEW20_Nss2,(MCS0)_2TX	-	-	-	-	-	-
2412MHz	Pass	500k	18.875M	19.065M	18.9M	19.09M
2462MHz	Pass	500k	18.95M	19.065M	18.95M	19.065M
802.11ax HEW40_Nss2,(MCS0)_2TX	-	-	-	-	-	-
2422MHz	Pass	500k	37.6M	37.581M	37.25M	37.481M
2437MHz	Pass	500k	37.6M	37.631M	37.4M	37.531M
2452MHz	Pass	500k	37.6M	37.631M	37.3M	37.481M

Port X-N dB = Port X 6dB down bandwidth; Port X-OBW = Port X 99% occupied bandwidth;

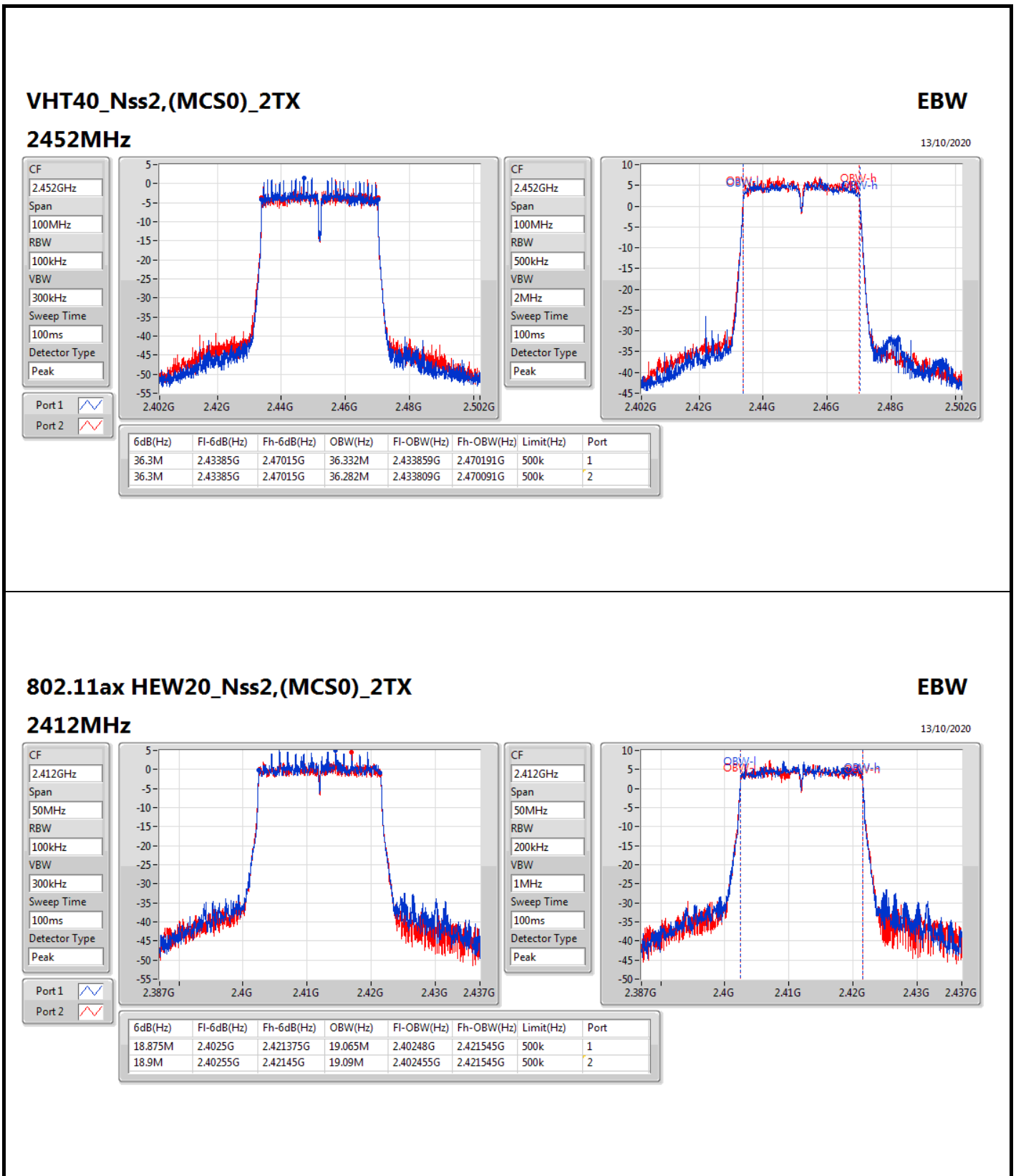
Test Mode: Mode 3



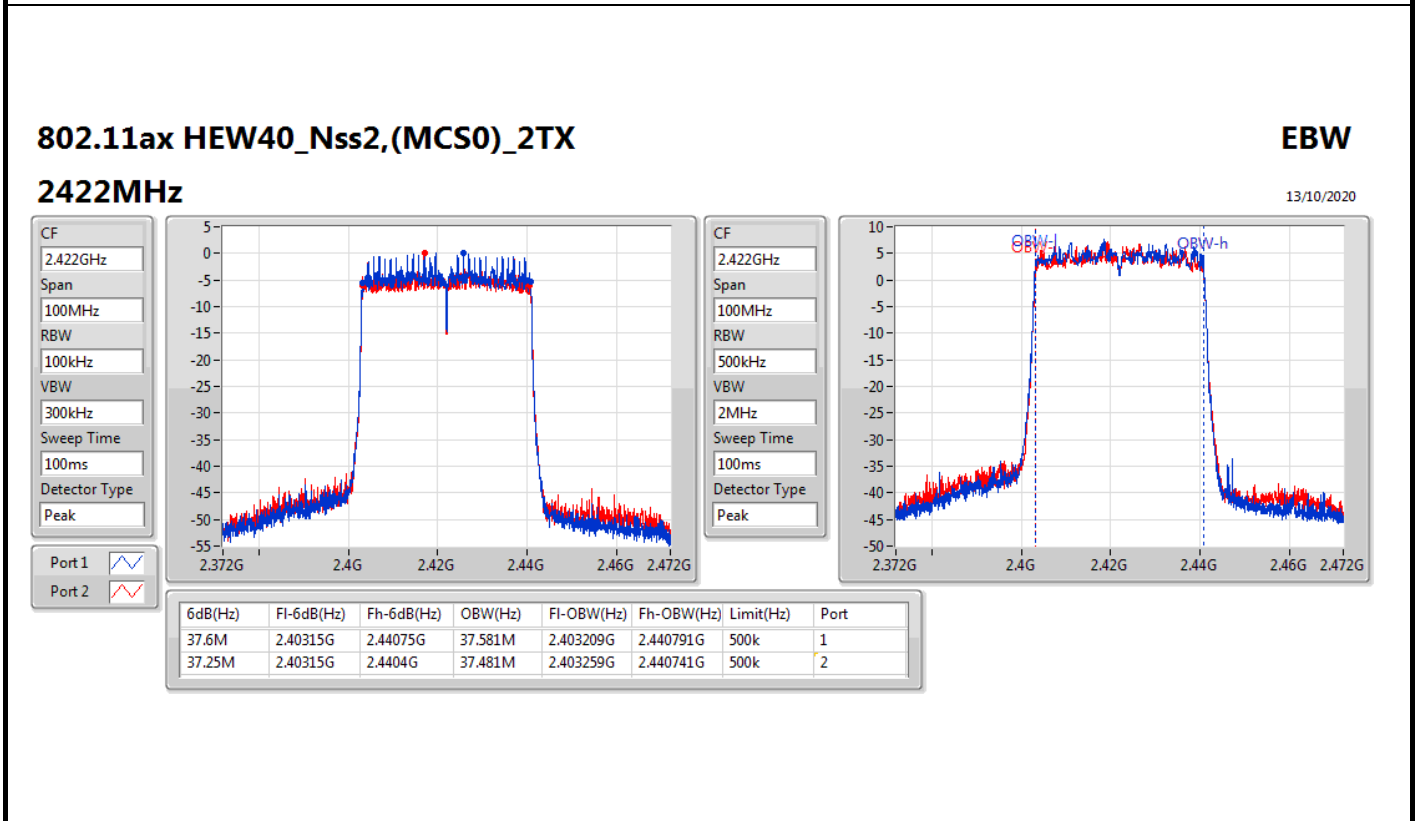
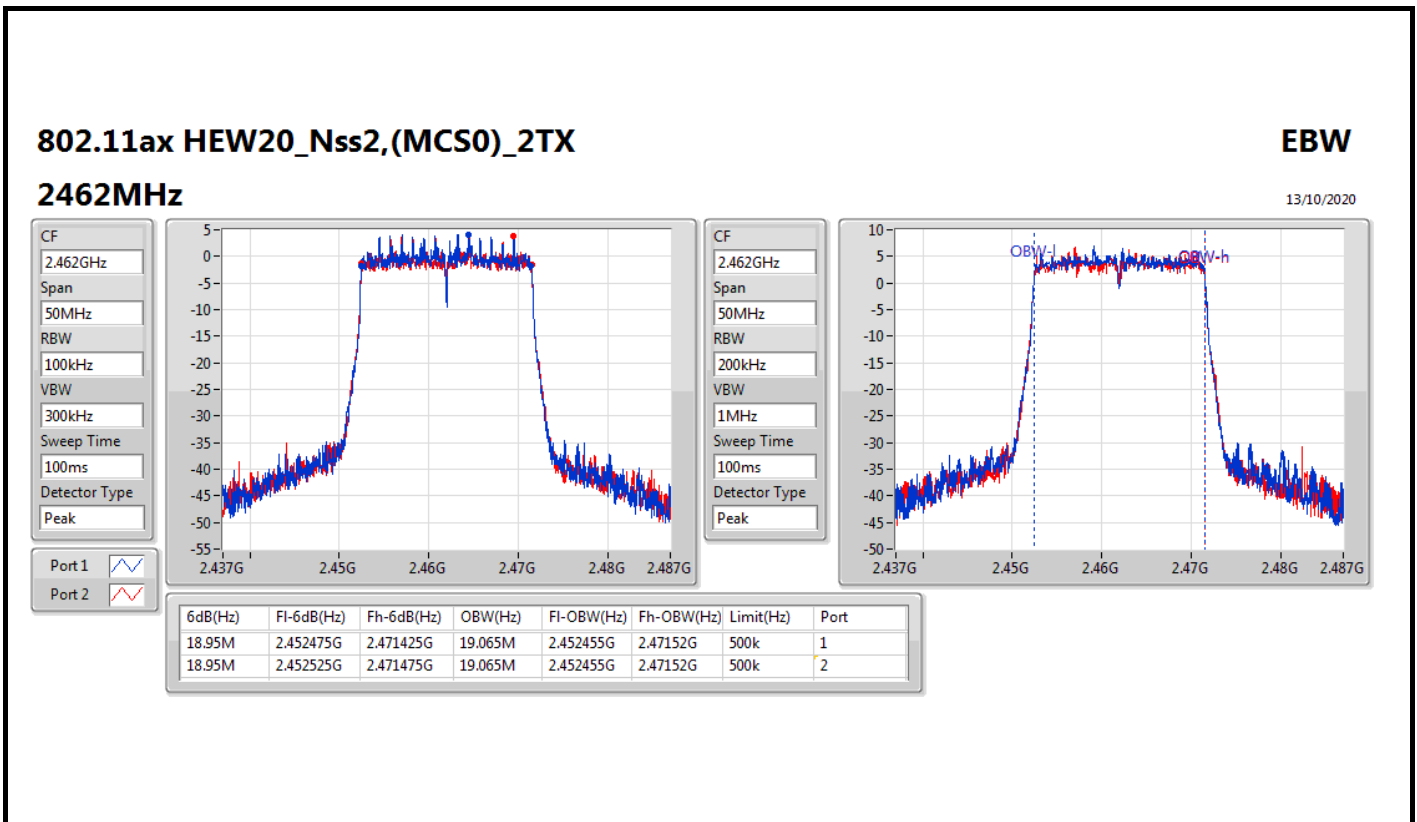
Test Mode: Mode 3



Test Mode: Mode 3

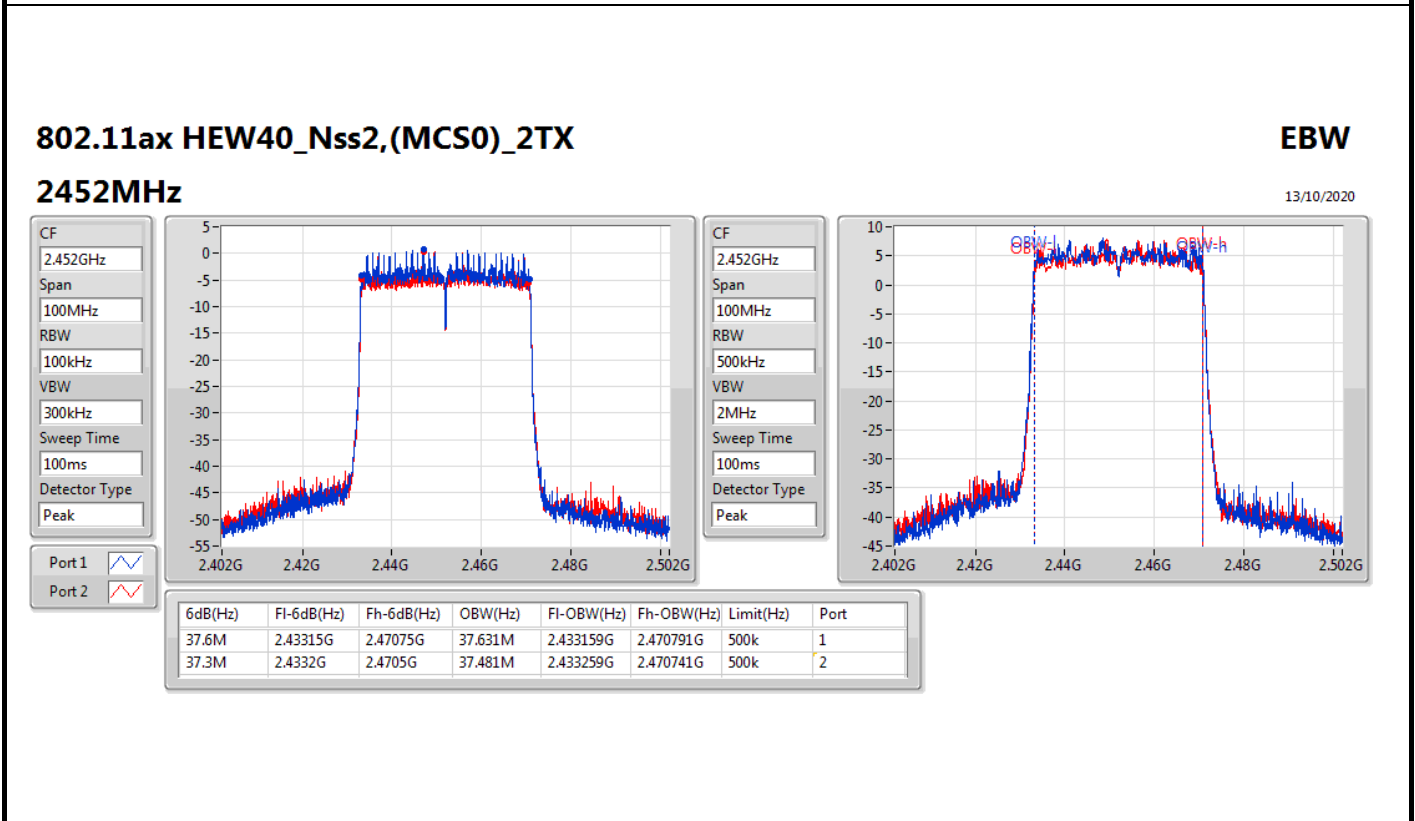
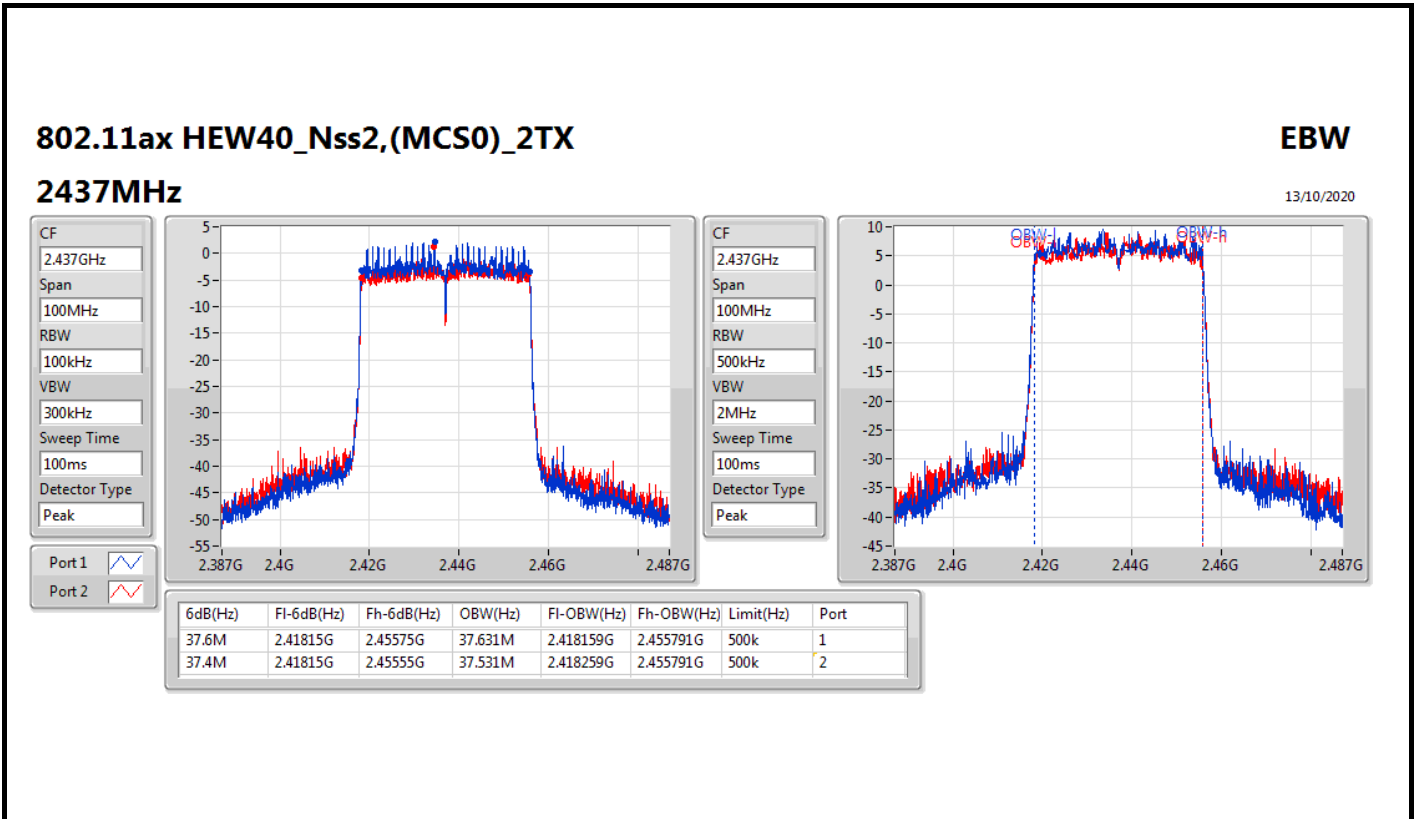


Test Mode: Mode 3





Test Mode: Mode 3





Test Mode: Mode 1  
Summary

Mode	Total Power (dBm)	Total Power (W)
2.4-2.4835GHz	-	-
802.11b_Nss1,(1Mbps)_2TX	24.31	0.26977
802.11g_Nss1,(6Mbps)_2TX	24.36	0.27290
VHT20_Nss1,(MCS0)_2TX	24.15	0.26002
VHT40_Nss1,(MCS0)_2TX	20.34	0.10814
802.11ax HEW20_Nss1,(MCS0)_2TX	23.98	0.25003
802.11ax HEW40_Nss1,(MCS0)_2TX	20.73	0.11830



Test Mode: Mode 1  
Result

Mode	Result	DG (dBi)	Port 1 (dBm)	Port 2 (dBm)	Total Power (dBm)	Power Limit (dBm)
802.11b_Nss1,(1Mbps)_2TX	-	-	-	-	-	-
2412MHz	Pass	2.38	21.17	21.37	24.28	30.00
2417MHz	Pass	2.38	20.68	20.95	23.83	30.00
2437MHz	Pass	2.38	21.18	21.42	24.31	30.00
2457MHz	Pass	2.38	19.97	19.69	22.84	30.00
2462MHz	Pass	2.38	19.98	20.09	23.05	30.00
802.11g_Nss1,(6Mbps)_2TX	-	-	-	-	-	-
2412MHz	Pass	2.38	16.11	15.90	19.02	30.00
2417MHz	Pass	2.38	17.63	17.46	20.56	30.00
2437MHz	Pass	2.38	21.49	21.21	24.36	30.00
2457MHz	Pass	2.38	16.83	16.79	19.82	30.00
2462MHz	Pass	2.38	15.74	15.69	18.73	30.00
VHT20_Nss1,(MCS0)_2TX	-	-	-	-	-	-
2412MHz	Pass	2.38	16.09	15.92	19.02	30.00
2417MHz	Pass	2.38	17.68	17.57	20.64	30.00
2437MHz	Pass	2.38	21.27	21.00	24.15	30.00
2457MHz	Pass	2.38	17.11	17.18	20.16	30.00
2462MHz	Pass	2.38	15.76	15.66	18.72	30.00
VHT40_Nss1,(MCS0)_2TX	-	-	-	-	-	-
2422MHz	Pass	2.38	15.58	14.94	18.28	30.00
2427MHz	Pass	2.38	15.87	15.30	18.60	30.00
2437MHz	Pass	2.38	17.62	17.02	20.34	30.00
2447MHz	Pass	2.38	16.57	16.10	19.35	30.00
2452MHz	Pass	2.38	15.71	15.38	18.56	30.00
802.11ax HEW20_Nss1,(MCS0)_2TX	-	-	-	-	-	-
2412MHz	Pass	2.38	14.37	14.20	17.30	30.00
2417MHz	Pass	2.38	15.08	14.89	18.00	30.00
2437MHz	Pass	2.38	21.37	20.53	23.98	30.00
2457MHz	Pass	2.38	15.34	15.28	18.32	30.00
2462MHz	Pass	2.38	14.34	14.21	17.29	30.00
802.11ax HEW40_Nss1,(MCS0)_2TX	-	-	-	-	-	-
2422MHz	Pass	2.38	15.63	15.17	18.42	30.00
2427MHz	Pass	2.38	16.03	15.34	18.71	30.00
2437MHz	Pass	2.38	17.88	17.56	20.73	30.00
2447MHz	Pass	2.38	16.82	16.21	19.54	30.00
2452MHz	Pass	2.38	15.96	15.53	18.76	30.00

DG = Directional Gain; Port X = Port X output power



**Test Mode: Mode 1  
Summary**

Mode	Total Power (dBm)	Total Power (W)
2.4-2.4835GHz	-	-
VHT20-BF_Nss1,(MCS0)_2TX	24.34	0.27164
VHT40-BF_Nss1,(MCS0)_2TX	20.79	0.11995
802.11ax HEW20-BF_Nss1,(MCS0)_2TX	23.24	0.21086
802.11ax HEW40-BF_Nss1,(MCS0)_2TX	20.01	0.10023



Test Mode: Mode 1  
Result

Mode	Result	DG (dBi)	Port 1 (dBm)	Port 2 (dBm)	Total Power (dBm)	Power Limit (dBm)
VHT20-BF_Nss1,(MCS0)_2TX	-	-	-	-	-	-
2412MHz	Pass	5.39	17.49	17.35	20.43	30.00
2417MHz	Pass	5.39	19.92	19.76	22.85	30.00
2437MHz	Pass	5.39	21.38	21.28	24.34	30.00
2457MHz	Pass	5.39	17.11	17.18	20.16	30.00
2462MHz	Pass	5.39	15.99	16.01	19.01	30.00
VHT40-BF_Nss1,(MCS0)_2TX	-	-	-	-	-	-
2422MHz	Pass	5.39	15.81	15.26	18.55	30.00
2427MHz	Pass	5.39	16.73	16.12	19.45	30.00
2437MHz	Pass	5.39	18.06	17.48	20.79	30.00
2447MHz	Pass	5.39	16.57	16.10	19.35	30.00
2452MHz	Pass	5.39	15.98	15.46	18.74	30.00
802.11ax HEW20-BF_Nss1,(MCS0)_2TX	-	-	-	-	-	-
2412MHz	Pass	5.39	16.73	16.42	19.59	30.00
2417MHz	Pass	5.39	18.23	18.09	21.17	30.00
2437MHz	Pass	5.39	20.39	20.07	23.24	30.00
2457MHz	Pass	5.39	17.51	17.40	20.47	30.00
2462MHz	Pass	5.39	15.43	15.44	18.45	30.00
802.11ax HEW40-BF_Nss1,(MCS0)_2TX	-	-	-	-	-	-
2422MHz	Pass	5.39	16.35	16.00	19.19	30.00
2427MHz	Pass	5.39	16.85	16.28	19.58	30.00
2437MHz	Pass	5.39	17.23	16.75	20.01	30.00
2447MHz	Pass	5.39	16.96	16.54	19.77	30.00
2452MHz	Pass	5.39	15.96	15.53	18.76	30.00

DG = Directional Gain; Port X = Port X output power



**Test Mode: Mode 3  
Summary**

Mode	Total Power (dBm)	Total Power (W)
2.4-2.4835GHz	-	-
VHT20_Nss2,(MCS0)_2TX	19.98	0.09954
VHT40_Nss2,(MCS0)_2TX	20.08	0.10186
802.11ax HEW20_Nss2,(MCS0)_2TX	20.01	0.10023
802.11ax HEW40_Nss2,(MCS0)_2TX	19.53	0.08974



**Test Mode: Mode 3  
Result**

Mode	Result	DG (dBi)	Port 1 (dBm)	Port 2 (dBm)	Total Power (dBm)	Power Limit (dBm)
VHT20_Nss2,(MCS0)_2TX	-	-	-	-	-	-
2412MHz	Pass	2.38	17.11	16.83	19.98	30.00
2462MHz	Pass	2.38	16.33	16.20	19.28	30.00
VHT40_Nss2,(MCS0)_2TX	-	-	-	-	-	-
2422MHz	Pass	2.38	14.79	14.31	17.57	30.00
2437MHz	Pass	2.38	17.35	16.77	20.08	30.00
2452MHz	Pass	2.38	15.95	15.63	18.80	30.00
802.11ax HEW20_Nss2,(MCS0)_2TX	-	-	-	-	-	-
2412MHz	Pass	2.38	17.12	16.88	20.01	30.00
2462MHz	Pass	2.38	16.30	16.10	19.21	30.00
802.11ax HEW40_Nss2,(MCS0)_2TX	-	-	-	-	-	-
2422MHz	Pass	2.38	14.98	14.45	17.73	30.00
2437MHz	Pass	2.38	16.89	16.12	19.53	30.00
2452MHz	Pass	2.38	15.51	14.99	18.27	30.00

**DG** = Directional Gain; **Port X** = Port X output power



**Test Mode: Mode 1  
Summary**

Mode	PD (dBm/RBW)
2.4-2.4835GHz	-
802.11b_Nss1,(1Mbps)_2TX	-0.20
802.11g_Nss1,(6Mbps)_2TX	-0.93
VHT20_Nss1,(MCS0)_2TX	-2.95
VHT40_Nss1,(MCS0)_2TX	-8.05
802.11ax HEW20_Nss1,(MCS0)_2TX	-1.36
802.11ax HEW40_Nss1,(MCS0)_2TX	-8.92

RBW = 500 kHz for 5.725-5.85GHz band / 1MHz for other band;

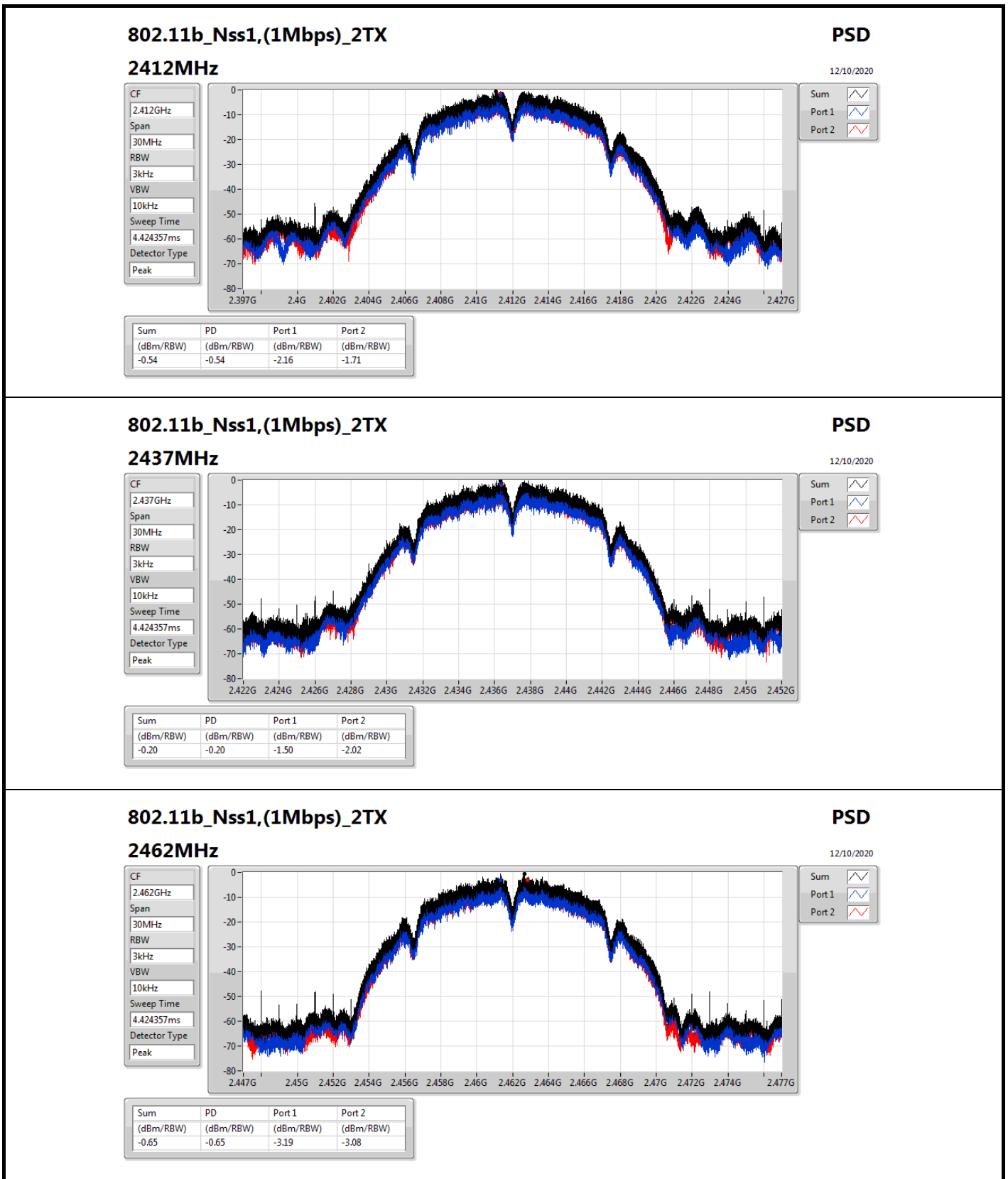


**Test Mode: Mode 1  
Result**

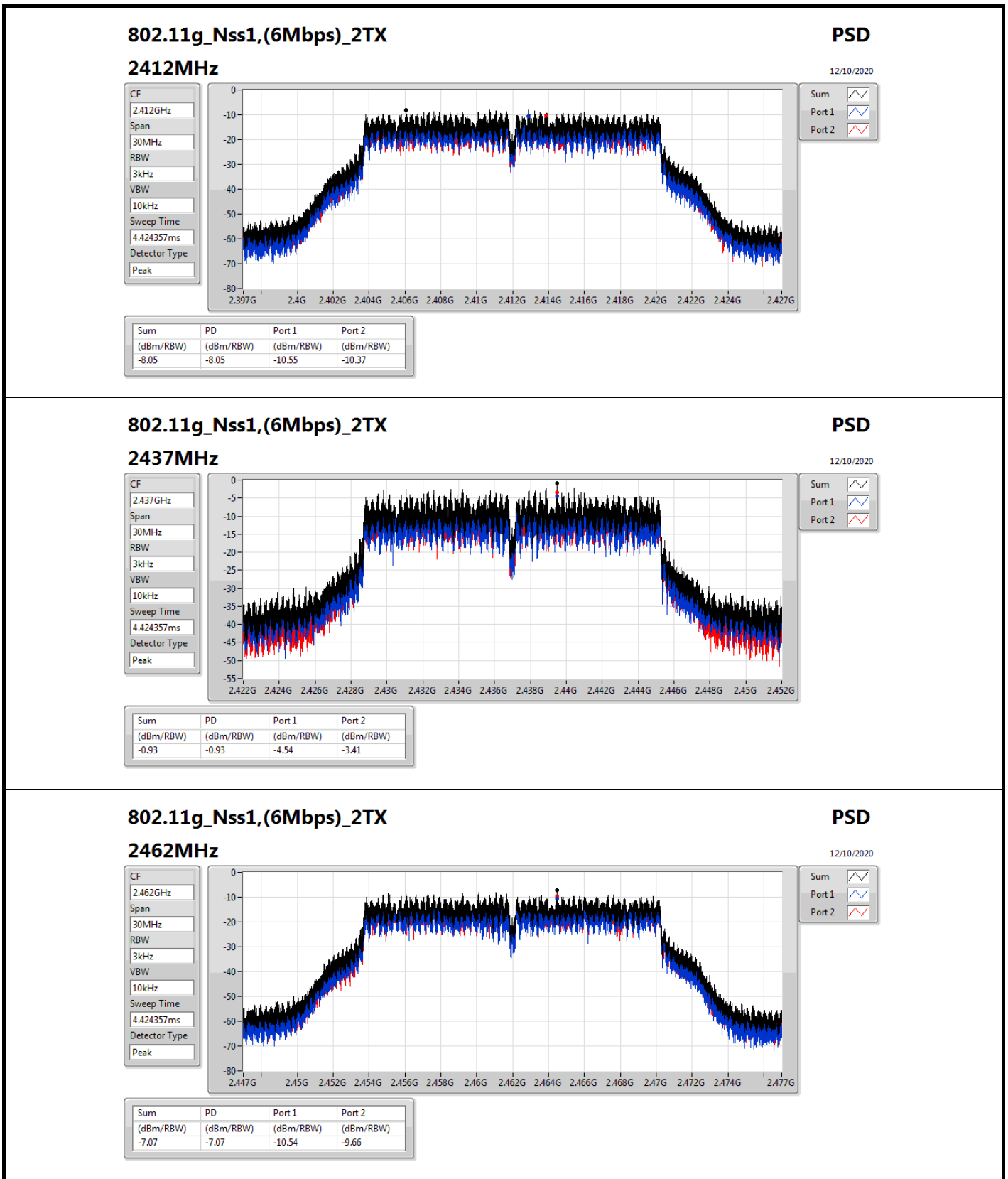
Mode	Result	DG (dBi)	Port 1 (dBm/RBW)	Port 2 (dBm/RBW)	PD (dBm/RBW)	PD Limit (dBm/RBW)
802.11b_Nss1,(1Mbps)_2TX	-	-	-	-	-	-
2412MHz	Pass	5.39	-2.16	-1.71	-0.54	8.00
2437MHz	Pass	5.39	-1.50	-2.02	-0.20	8.00
2462MHz	Pass	5.39	-3.19	-3.08	-0.65	8.00
802.11g_Nss1,(6Mbps)_2TX	-	-	-	-	-	-
2412MHz	Pass	5.39	-10.55	-10.37	-8.05	8.00
2437MHz	Pass	5.39	-4.54	-3.41	-0.93	8.00
2462MHz	Pass	5.39	-10.54	-9.66	-7.07	8.00
VHT20_Nss1,(MCS0)_2TX	-	-	-	-	-	-
2412MHz	Pass	5.39	-10.39	-10.49	-7.64	8.00
2437MHz	Pass	5.39	-5.43	-5.49	-2.95	8.00
2462MHz	Pass	5.39	-10.68	-10.84	-8.46	8.00
VHT40_Nss1,(MCS0)_2TX	-	-	-	-	-	-
2422MHz	Pass	5.39	-13.61	-13.85	-11.03	8.00
2437MHz	Pass	5.39	-10.65	-11.51	-8.05	8.00
2452MHz	Pass	5.39	-12.42	-12.82	-9.61	8.00
802.11ax HEW20_Nss1,(MCS0)_2TX	-	-	-	-	-	-
2412MHz	Pass	5.39	-11.36	-12.28	-8.79	8.00
2437MHz	Pass	5.39	-4.00	-4.77	-1.36	8.00
2462MHz	Pass	5.39	-11.85	-11.25	-8.53	8.00
802.11ax HEW40_Nss1,(MCS0)_2TX	-	-	-	-	-	-
2422MHz	Pass	5.39	-13.86	-14.45	-11.13	8.00
2437MHz	Pass	5.39	-11.84	-12.01	-8.92	8.00
2452MHz	Pass	5.39	-13.87	-14.44	-11.34	8.00

**DG** = Directional Gain; **RBW** = 500 kHz for 5.725-5.85GHz band / 1MHz for other band;  
**PD** = trace bin-by-bin of each transmits port summing can be performed maximum power density; **Port X** = Port X power density;

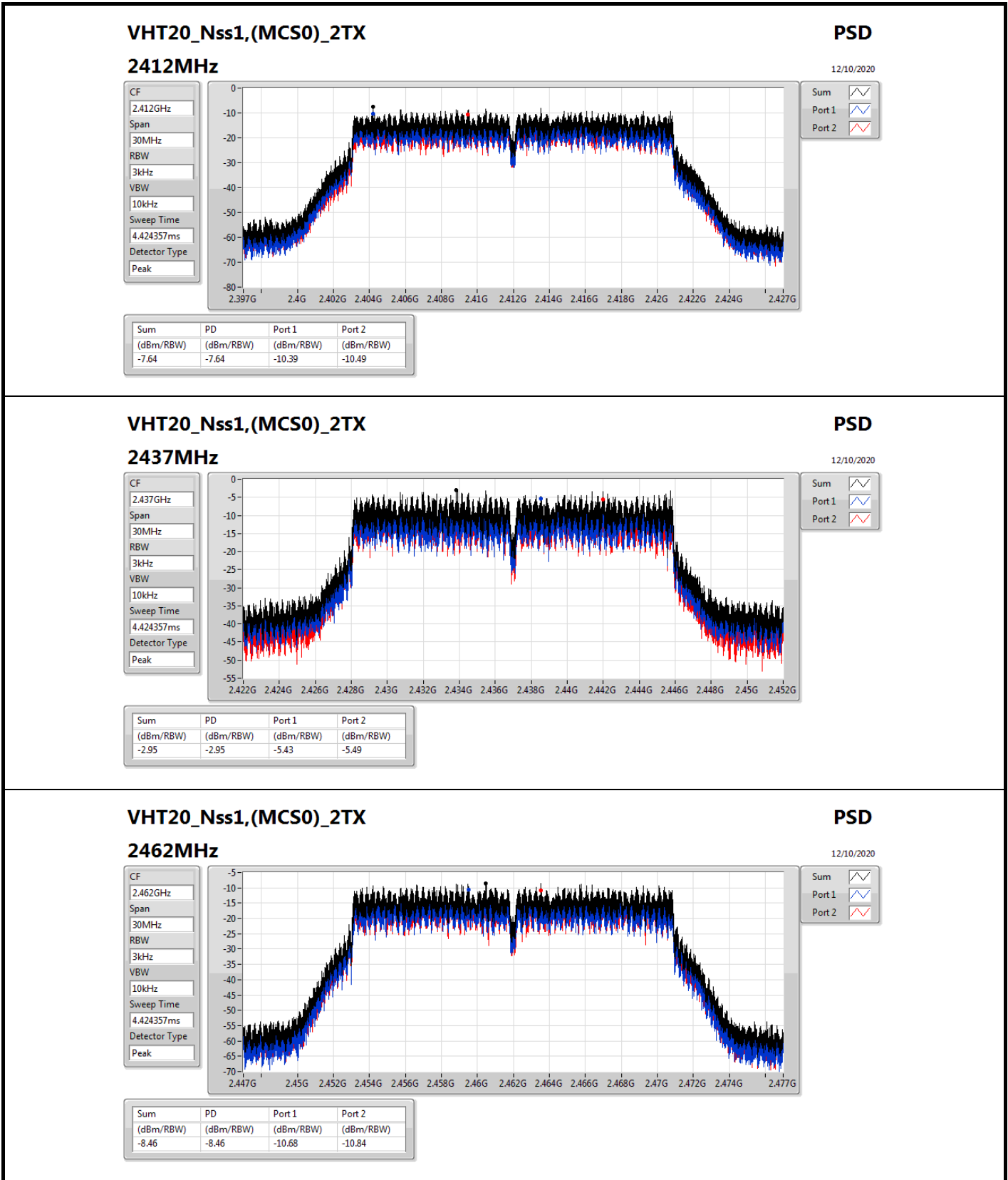
Test Mode: Mode 1



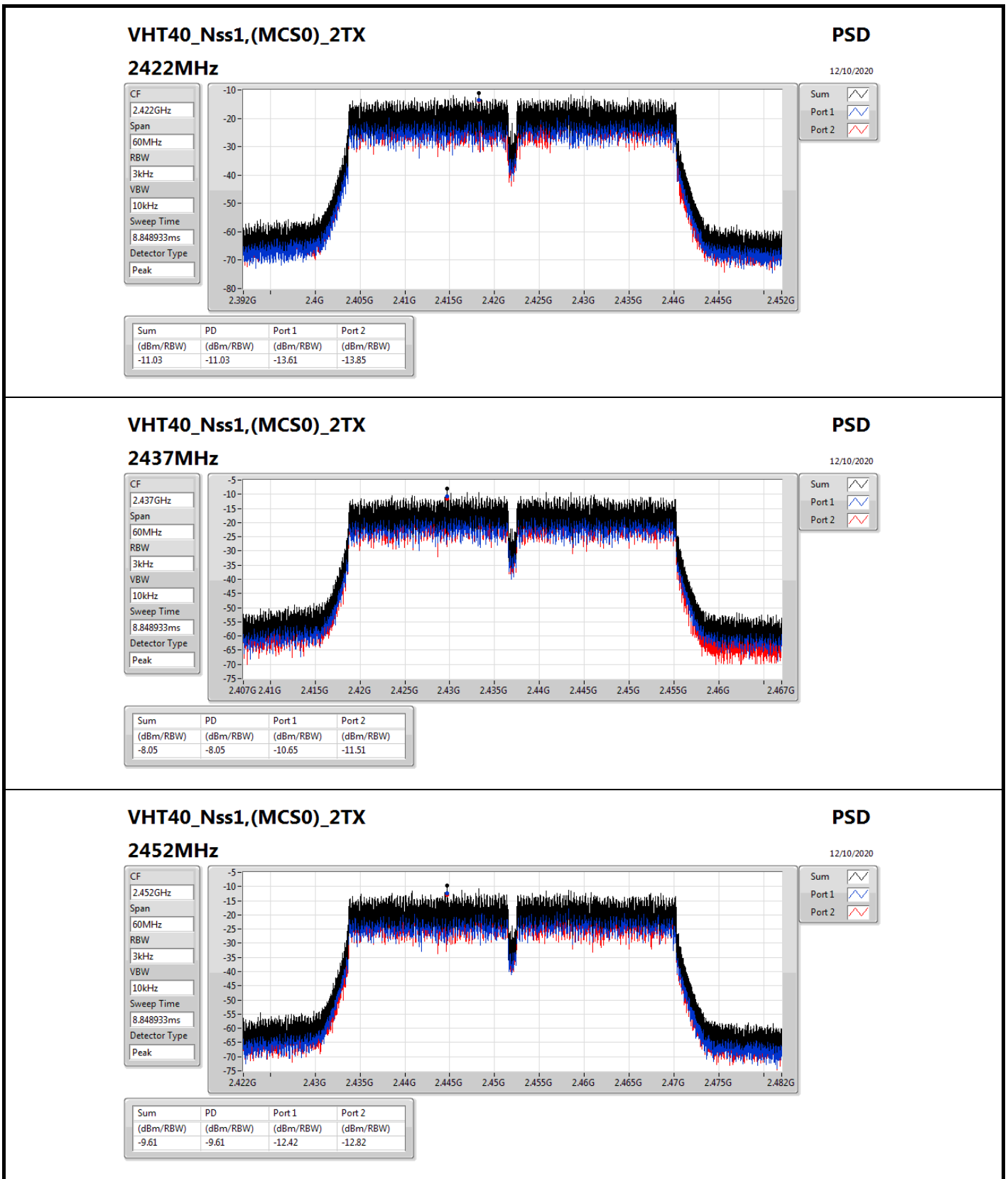
Test Mode: Mode 1



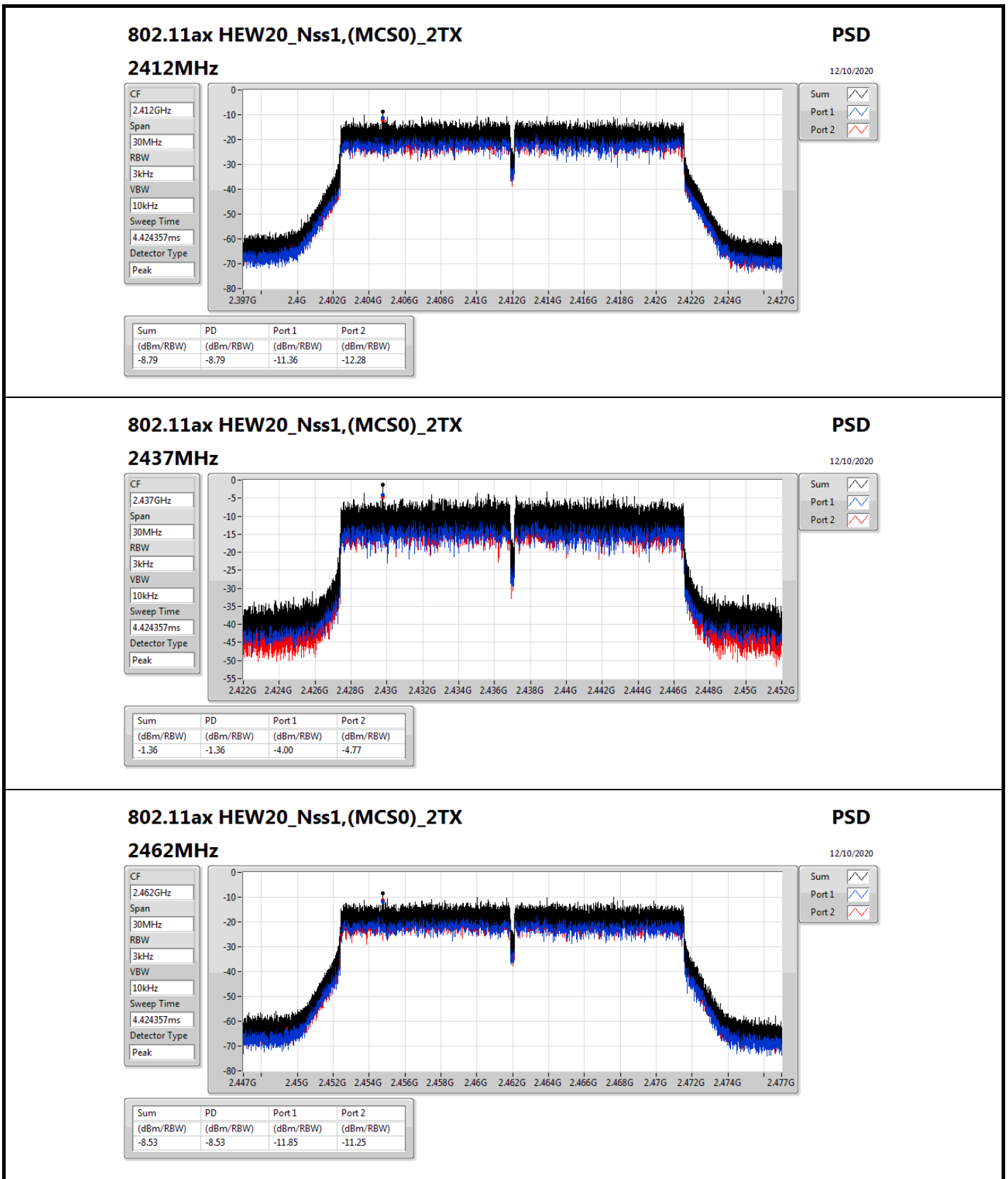
Test Mode: Mode 1



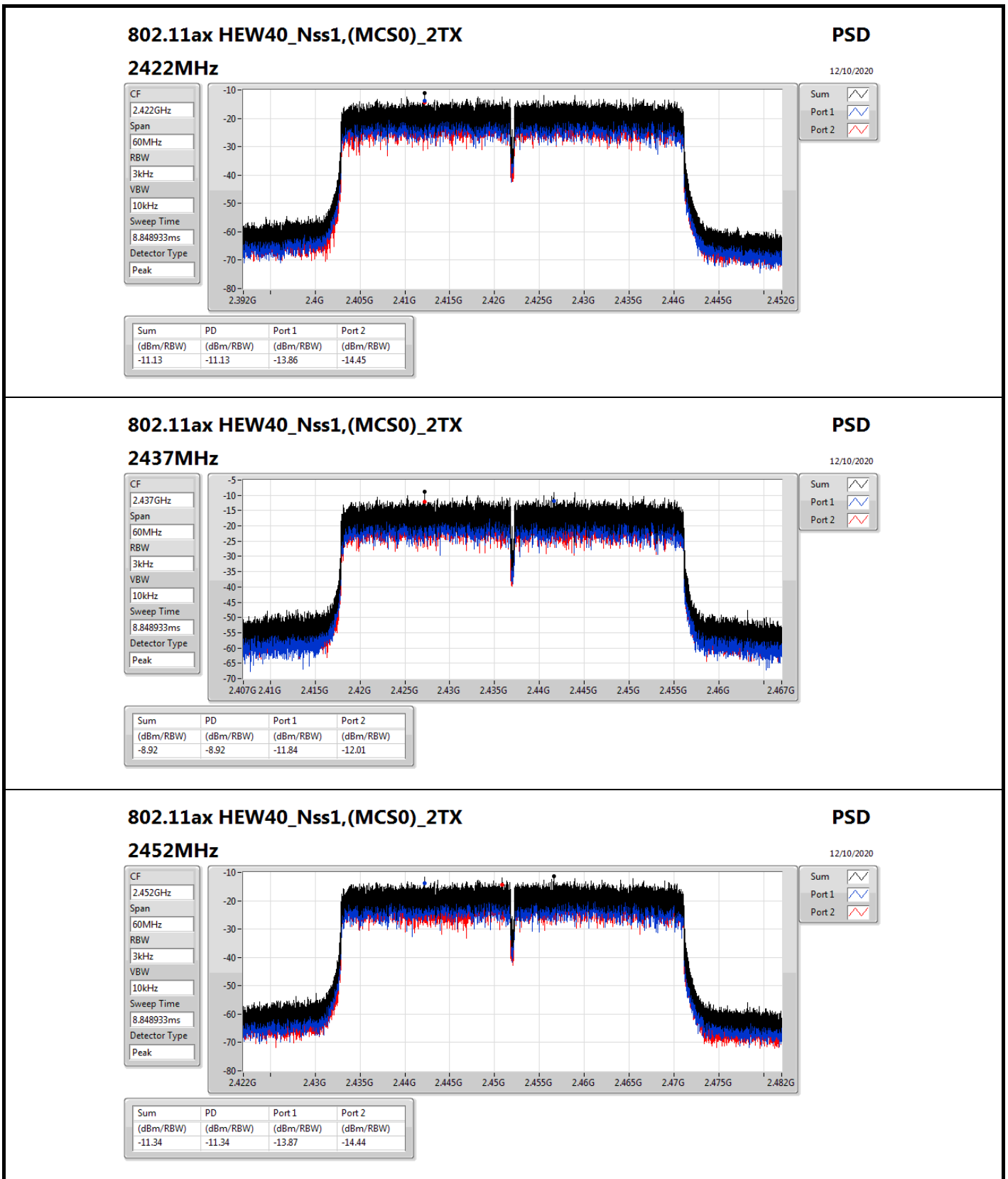
Test Mode: Mode 1



Test Mode: Mode 1



Test Mode: Mode 1



### 802.11ax HEW40\_Nss1,(MCS0)\_2TX

#### 2452MHz

PSD

12/10/2020

Sum	PD	Port 1	Port 2
(dBm/RBW)	(dBm/RBW)	(dBm/RBW)	(dBm/RBW)
-11.34	-11.34	-13.87	-14.44



**Test Mode: Mode 2**  
**Summary**

Mode	PD (dBm/RBW)
2.4-2.4835GHz	-
VHT20-BF_Nss1,(MCS0)_2TX	-2.71
VHT40-BF_Nss1,(MCS0)_2TX	-7.50
802.11ax HEW20-BF_Nss1,(MCS0)_2TX	-4.17
802.11ax HEW40-BF_Nss1,(MCS0)_2TX	-9.54

RBW = 500 kHz for 5.725-5.85GHz band / 1MHz for other band;



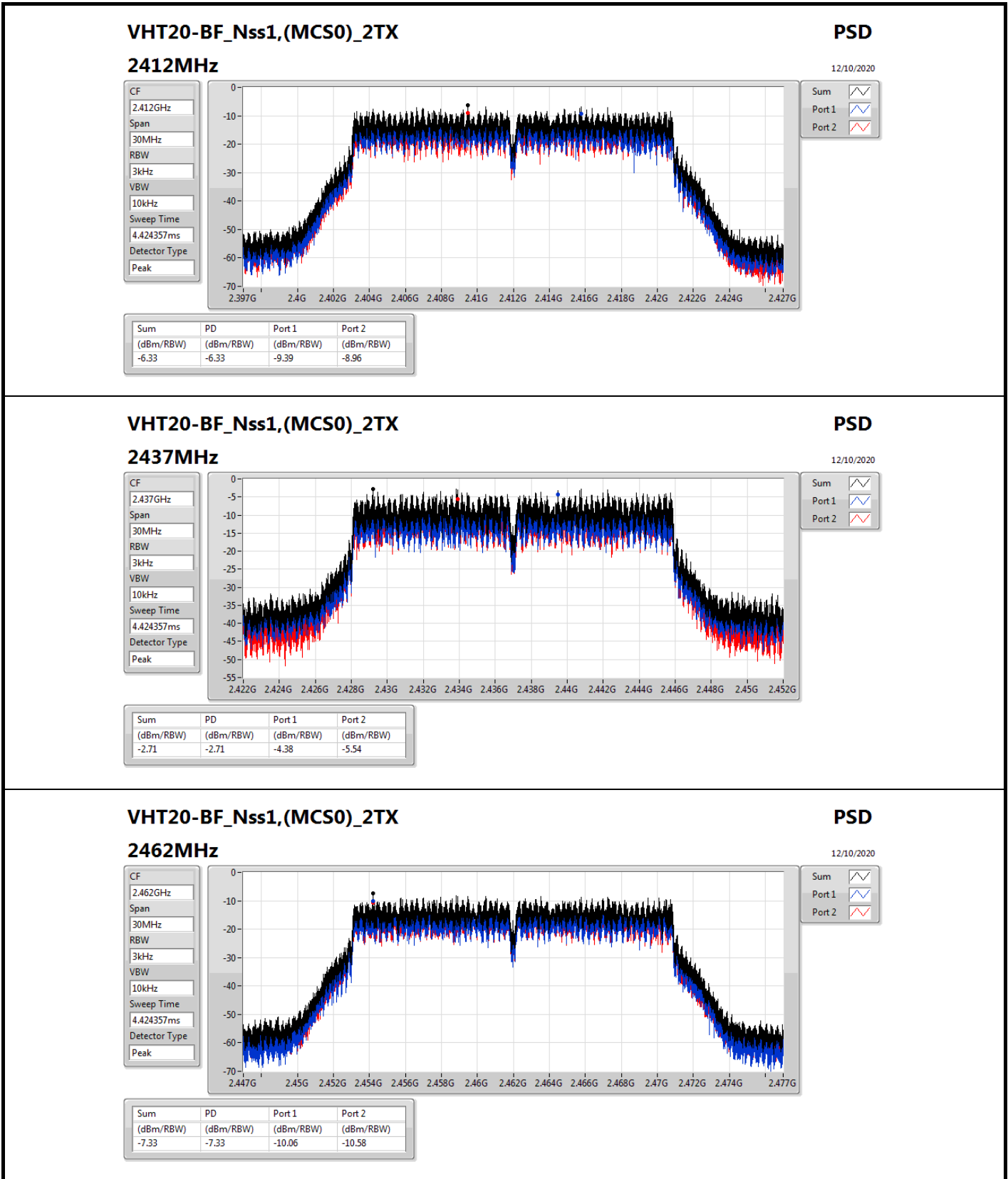
**Test Mode: Mode 2  
Result**

Mode	Result	DG (dBi)	Port 1 (dBm/RBW)	Port 2 (dBm/RBW)	PD (dBm/RBW)	PD Limit (dBm/RBW)
VHT20-BF_Nss1,(MCS0)_2TX	-	-	-	-	-	-
2412MHz	Pass	5.39	-9.39	-8.96	-6.33	8.00
2437MHz	Pass	5.39	-4.38	-5.54	-2.71	8.00
2462MHz	Pass	5.39	-10.06	-10.58	-7.33	8.00
VHT40-BF_Nss1,(MCS0)_2TX	-	-	-	-	-	-
2422MHz	Pass	5.39	-12.07	-14.64	-11.17	8.00
2437MHz	Pass	5.39	-10.41	-10.62	-7.50	8.00
2452MHz	Pass	5.39	-12.30	-13.18	-9.84	8.00
802.11ax HEW20-BF_Nss1,(MCS0)_2TX	-	-	-	-	-	-
2412MHz	Pass	5.39	-10.05	-10.91	-7.85	8.00
2437MHz	Pass	5.39	-6.93	-5.03	-4.17	8.00
2462MHz	Pass	5.39	-9.60	-10.17	-6.87	8.00
802.11ax HEW40-BF_Nss1,(MCS0)_2TX	-	-	-	-	-	-
2422MHz	Pass	5.39	-13.13	-13.76	-10.42	8.00
2437MHz	Pass	5.39	-12.42	-12.68	-9.54	8.00
2452MHz	Pass	5.39	-13.35	-13.97	-10.79	8.00

**DG** = Directional Gain; **RBW** = 500 kHz for 5.725-5.85GHz band / 1MHz for other band;

**PD** = trace bin-by-bin of each transmits port summing can be performed maximum power density; **Port X** = Port X power density;

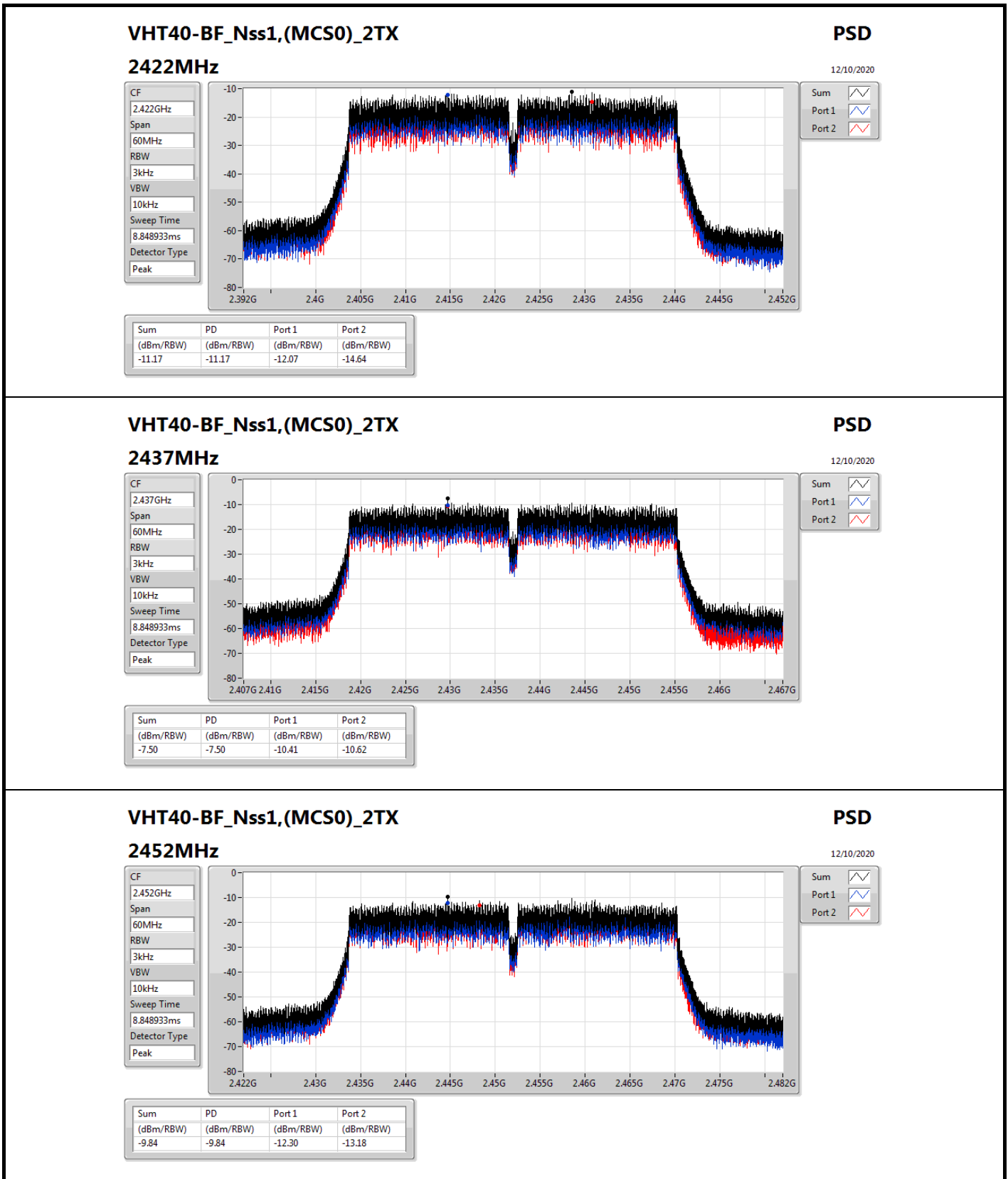
Test Mode: Mode 2





**Test Mode: Mode 2**

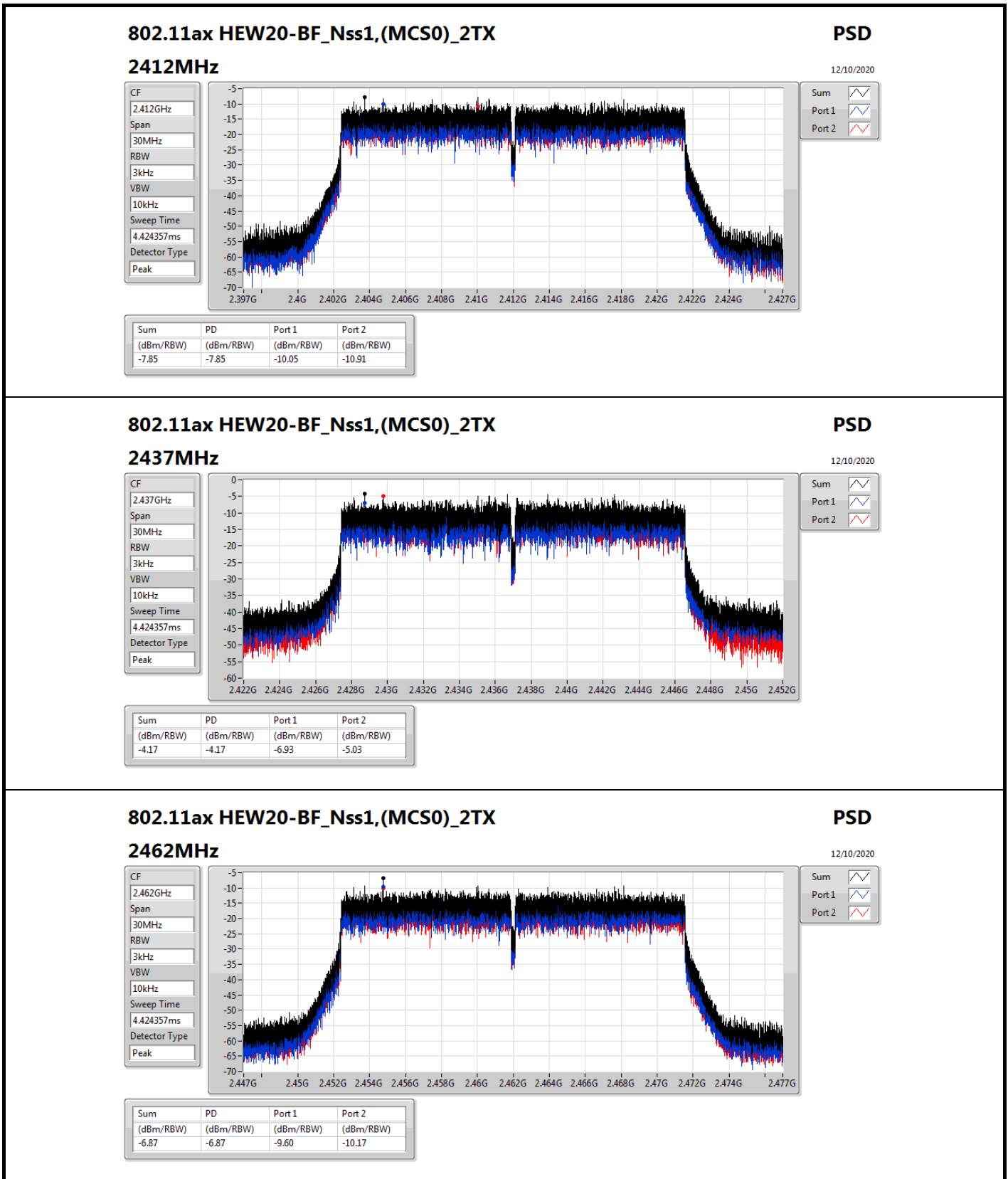
Test Mode: Mode 2





**Test Mode: Mode 2**

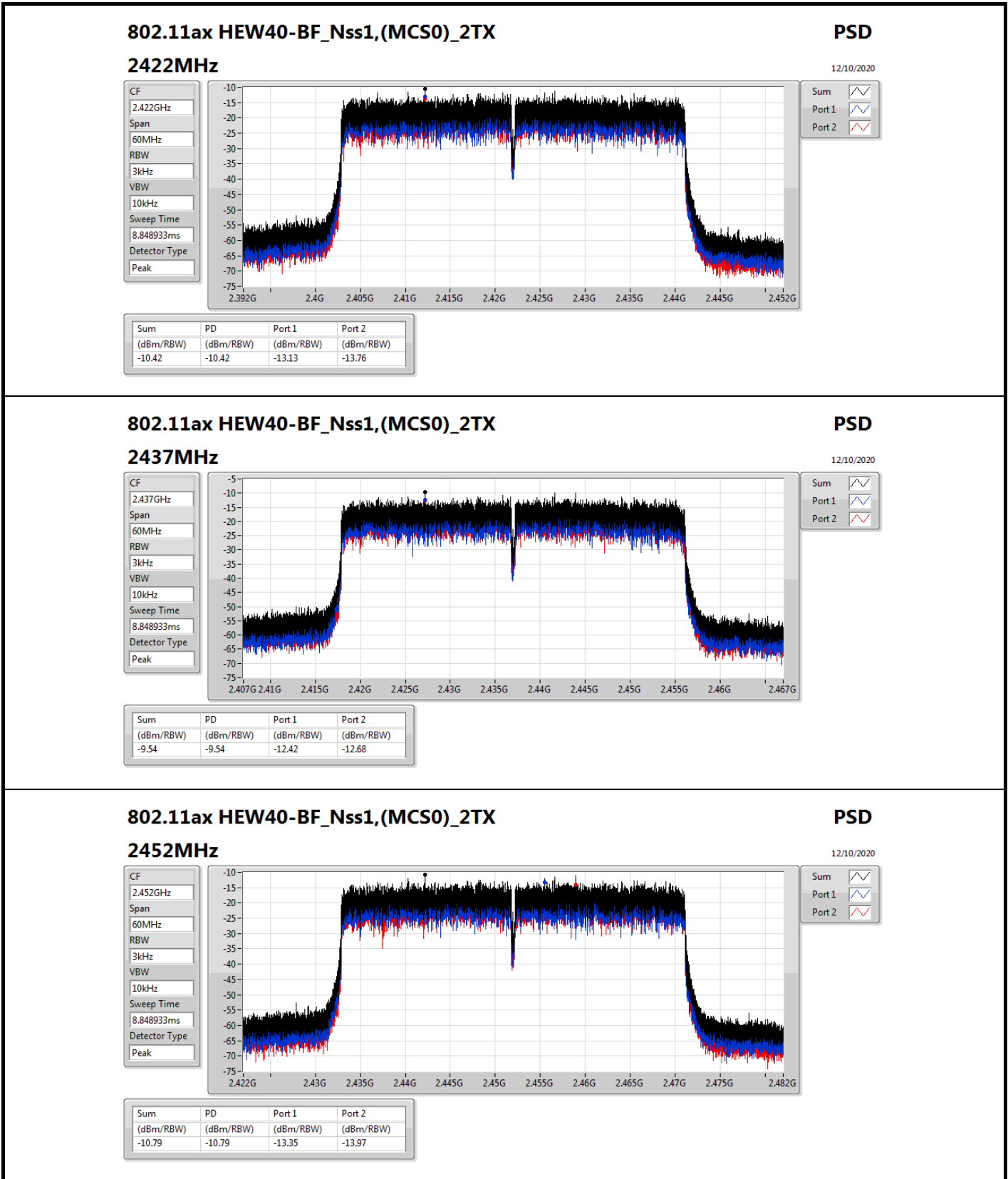
Test Mode: Mode 2





**Test Mode: Mode 2**

Test Mode: Mode 2







**Test Mode: Mode 3  
Summary**

Mode	PD (dBm/RBW)
2.4-2.4835GHz	-
VHT20_Nss2,(MCS0)_2TX	-7.75
VHT40_Nss2,(MCS0)_2TX	-10.14
802.11ax HEW20_Nss2,(MCS0)_2TX	-8.50
802.11ax HEW40_Nss2,(MCS0)_2TX	-12.00

RBW = 500 kHz for 5.725-5.85GHz band / 1MHz for other band;



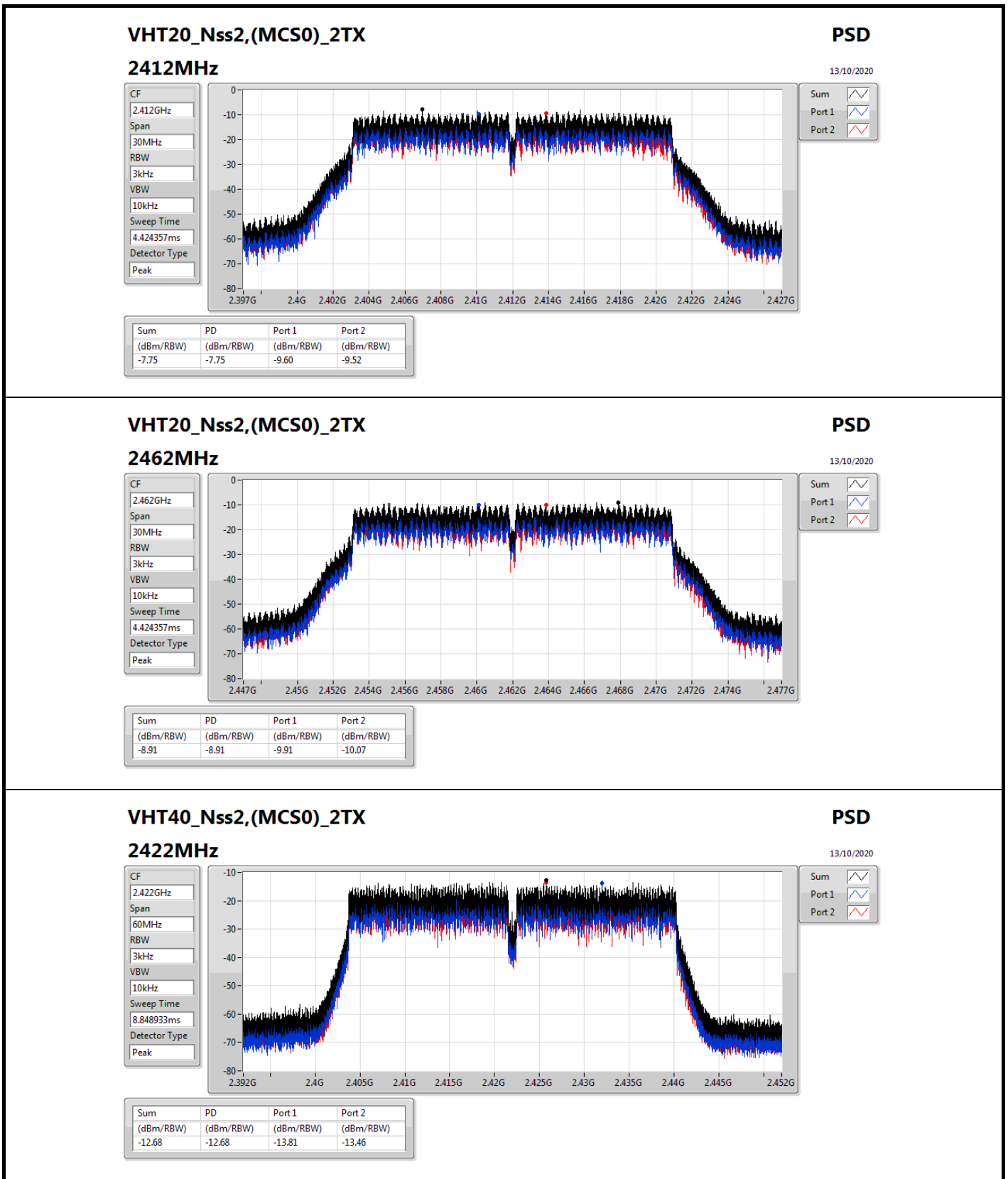
**Test Mode: Mode 3  
Result**

Mode	Result	DG (dBi)	Port 1 (dBm/RBW)	Port 2 (dBm/RBW)	PD (dBm/RBW)	PD Limit (dBm/RBW)
VHT20_Nss2,(MCS0)_2TX	-	-	-	-	-	-
2412MHz	Pass	2.38	-9.60	-9.52	-7.75	8.00
2462MHz	Pass	2.38	-9.91	-10.07	-8.91	8.00
VHT40_Nss2,(MCS0)_2TX	-	-	-	-	-	-
2422MHz	Pass	2.38	-13.81	-13.46	-12.68	8.00
2437MHz	Pass	2.38	-11.04	-11.69	-10.14	8.00
2452MHz	Pass	2.38	-13.00	-13.01	-11.36	8.00
802.11ax HEW20_Nss2,(MCS0)_2TX	-	-	-	-	-	-
2412MHz	Pass	2.38	-10.60	-10.40	-8.50	8.00
2462MHz	Pass	2.38	-11.12	-11.18	-8.65	8.00
802.11ax HEW40_Nss2,(MCS0)_2TX	-	-	-	-	-	-
2422MHz	Pass	2.38	-15.52	-15.51	-13.84	8.00
2437MHz	Pass	2.38	-13.39	-14.14	-12.00	8.00
2452MHz	Pass	2.38	-14.76	-14.16	-13.39	8.00

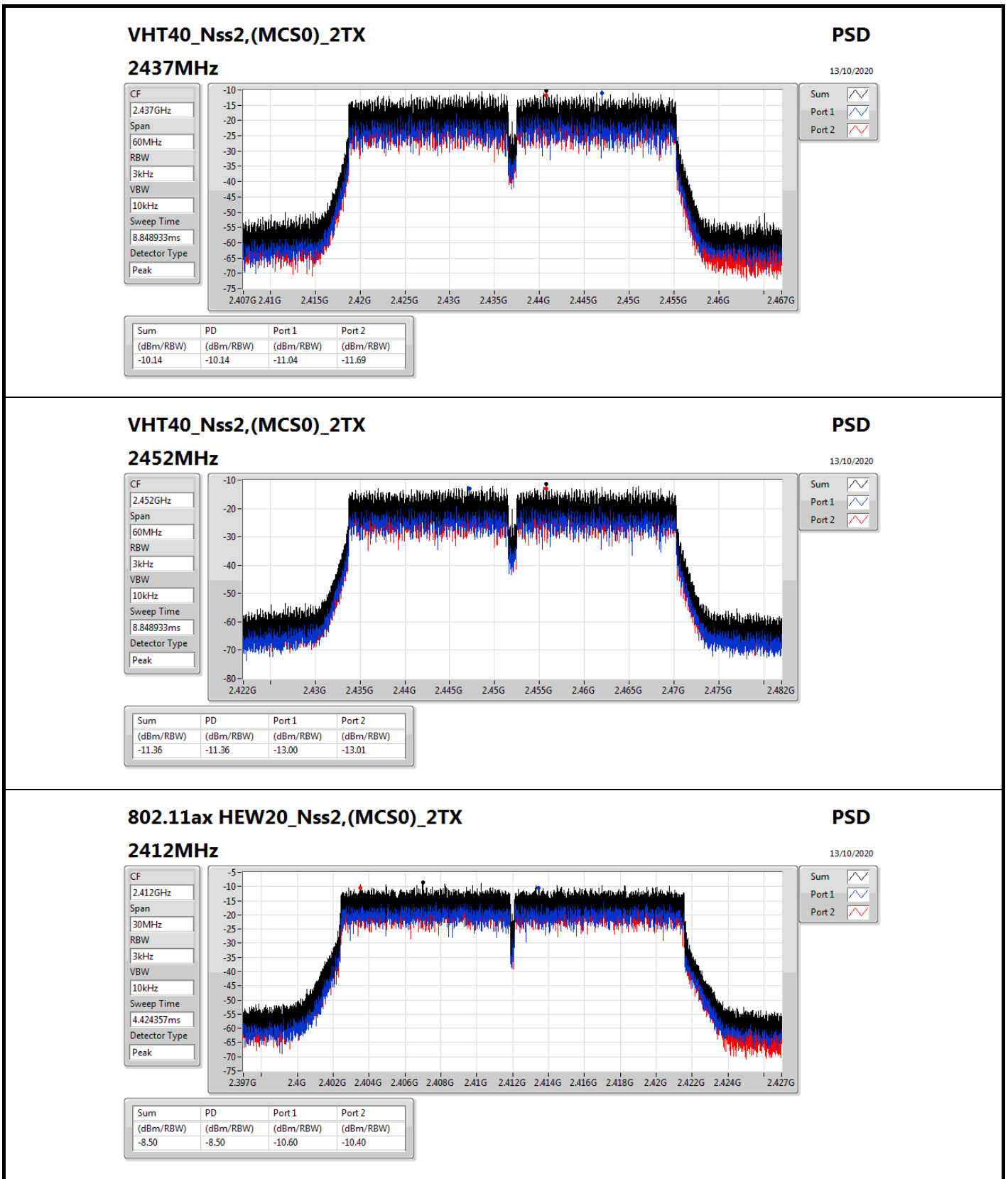
**DG** = Directional Gain; **RBW** = 500 kHz for 5.725-5.85GHz band / 1MHz for other band;

**PD** = trace bin-by-bin of each transmits port summing can be performed maximum power density; **Port X** = Port X power density;

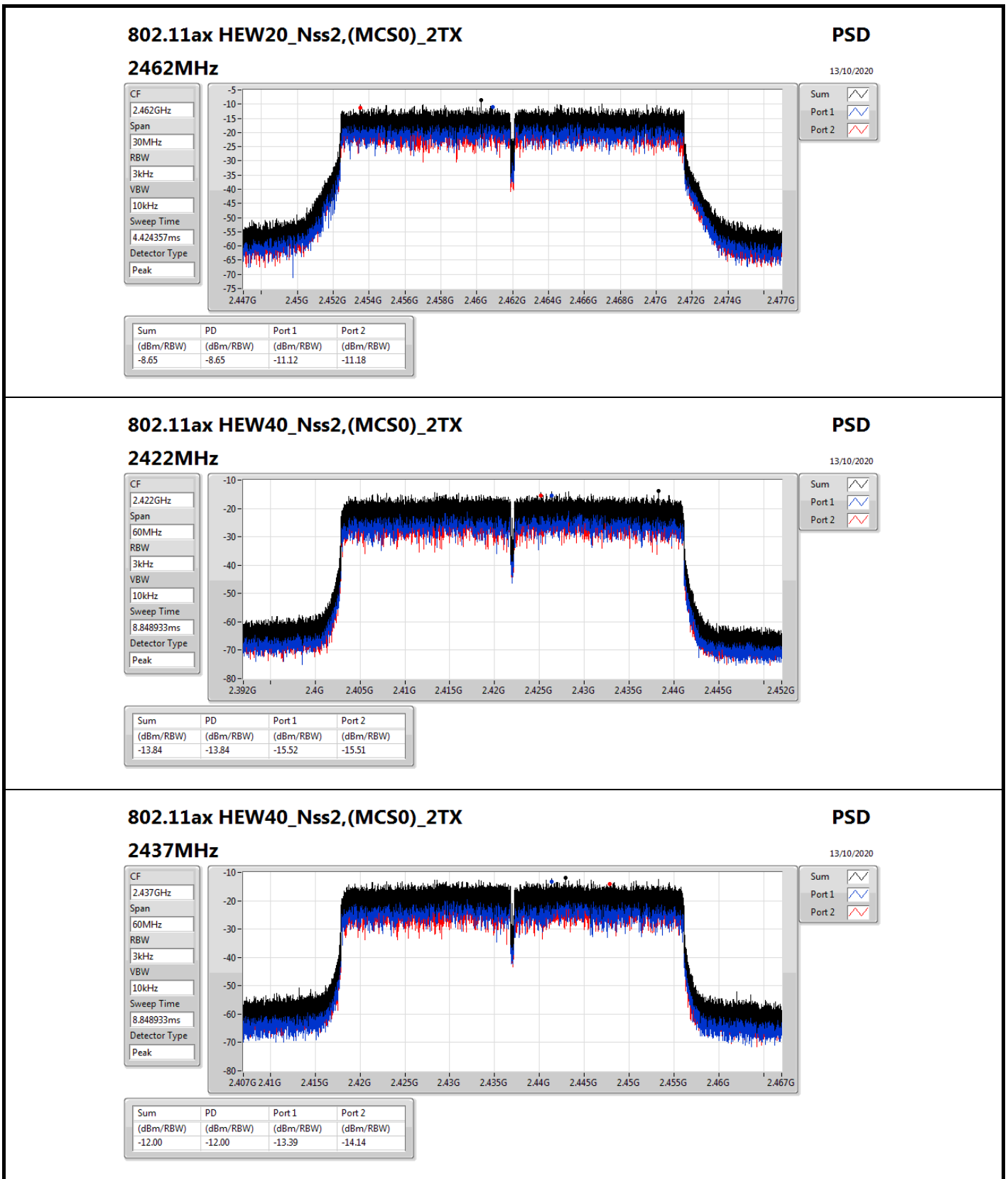
Test Mode: Mode 3



Test Mode: Mode 3



Test Mode: Mode 3



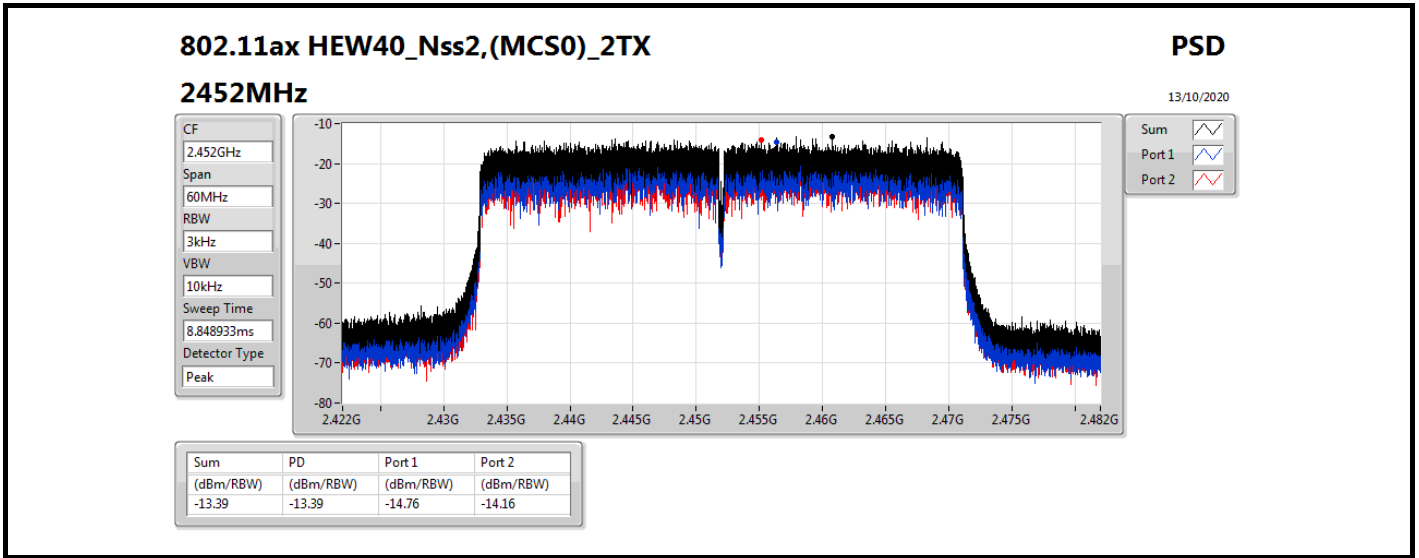
### 802.11ax HEW40\_Nss2,(MCS0)\_2TX

#### 2437MHz

PSD

13/10/2020

Test Mode: Mode 3





**Test Mode: Mode 1  
Summary**

Mode	Result	Ref (Hz)	Ref (dBm)	Limit (dBm)	Freq (Hz)	Level (dBm)	Freq (Hz)	Level (dBm)	Freq (Hz)	Level (dBm)	Freq (Hz)	Level (dBm)	Freq (Hz)	Level (dBm)	Port
2.4-2.4835GHz	-	-	-	-	-	-	-	-	-	-	-	-	-	-	-
802.11b_Nss1,(1Mbps)_2TX	Pass	2.43749G	12.85	-17.15	347.75M	-51.60	2.39954G	-38.30	2.4G	-40.31	2.486G	-50.75	7.23795G	-43.79	2
802.11g_Nss1,(6Mbps)_2TX	Pass	2.4395G	9.75	-20.25	159.9M	-53.27	2.4G	-35.64	2.4G	-38.41	2.48362G	-50.93	24.6179G	-43.82	1
VHT20_Nss1,(MCS0)_2TX	Pass	2.442G	9.60	-20.40	2.30059G	-52.76	2.39976G	-34.15	2.4G	-37.46	2.48892G	-50.44	24.89886G	-44.02	2
VHT40_Nss1,(MCS0)_2TX	Pass	2.442G	2.91	-27.09	784.56M	-52.15	2.39944G	-36.03	2.4G	-40.53	2.48458G	-41.94	16.61155G	-43.68	1
802.11ax HEW20_Nss1,(MCS0)_2TX	Pass	2.43073G	9.21	-20.79	159.9M	-53.05	2.39986G	-37.76	2.4G	-39.05	2.48446G	-41.37	16.61346G	-44.16	1
802.11ax HEW40_Nss1,(MCS0)_2TX	Pass	2.44071G	2.98	-27.02	2.30855G	-51.62	2.39828G	-33.81	2.4G	-36.97	2.48946G	-37.88	17.66046G	-43.24	2

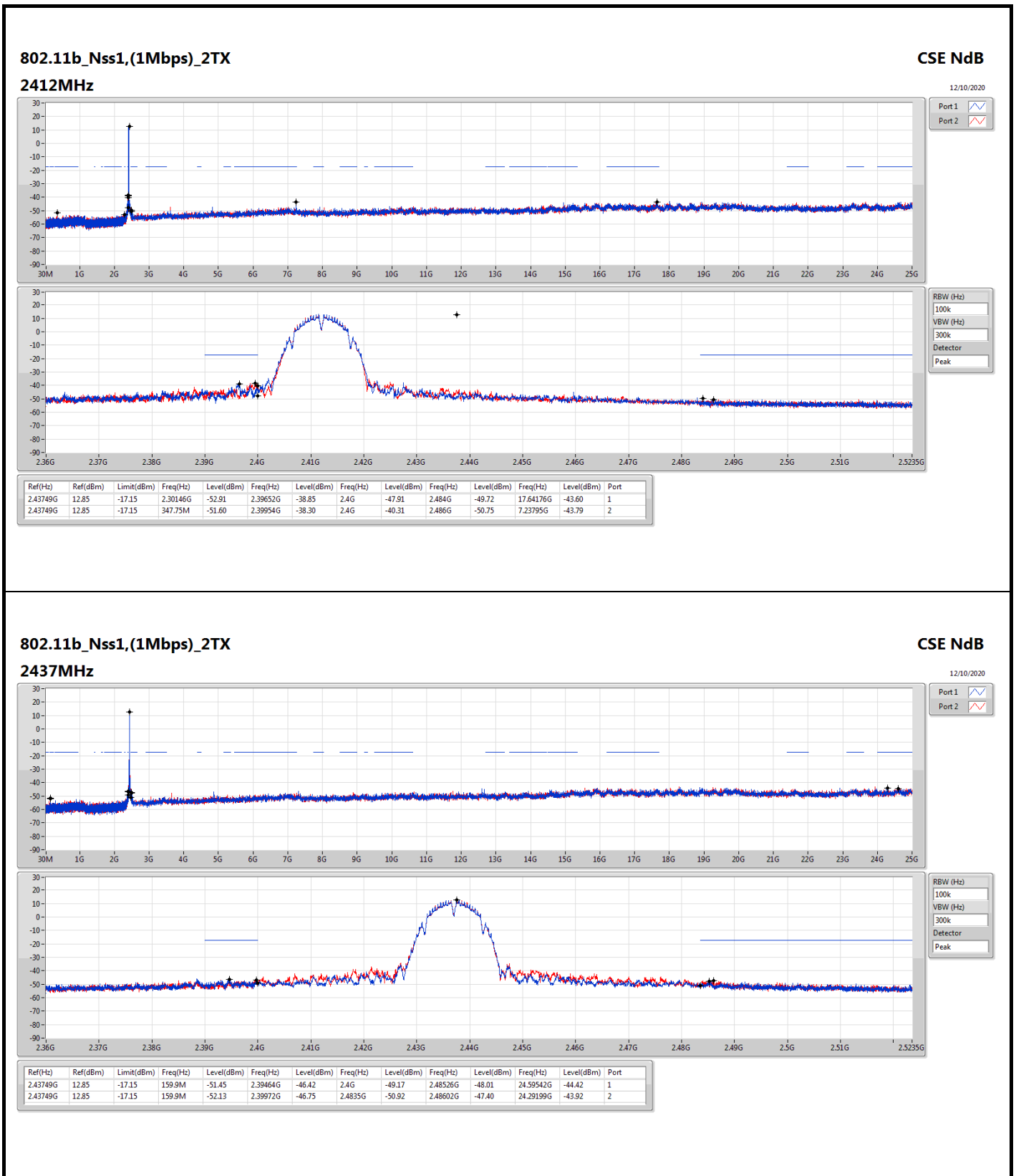


Test Mode: Mode 1  
Result

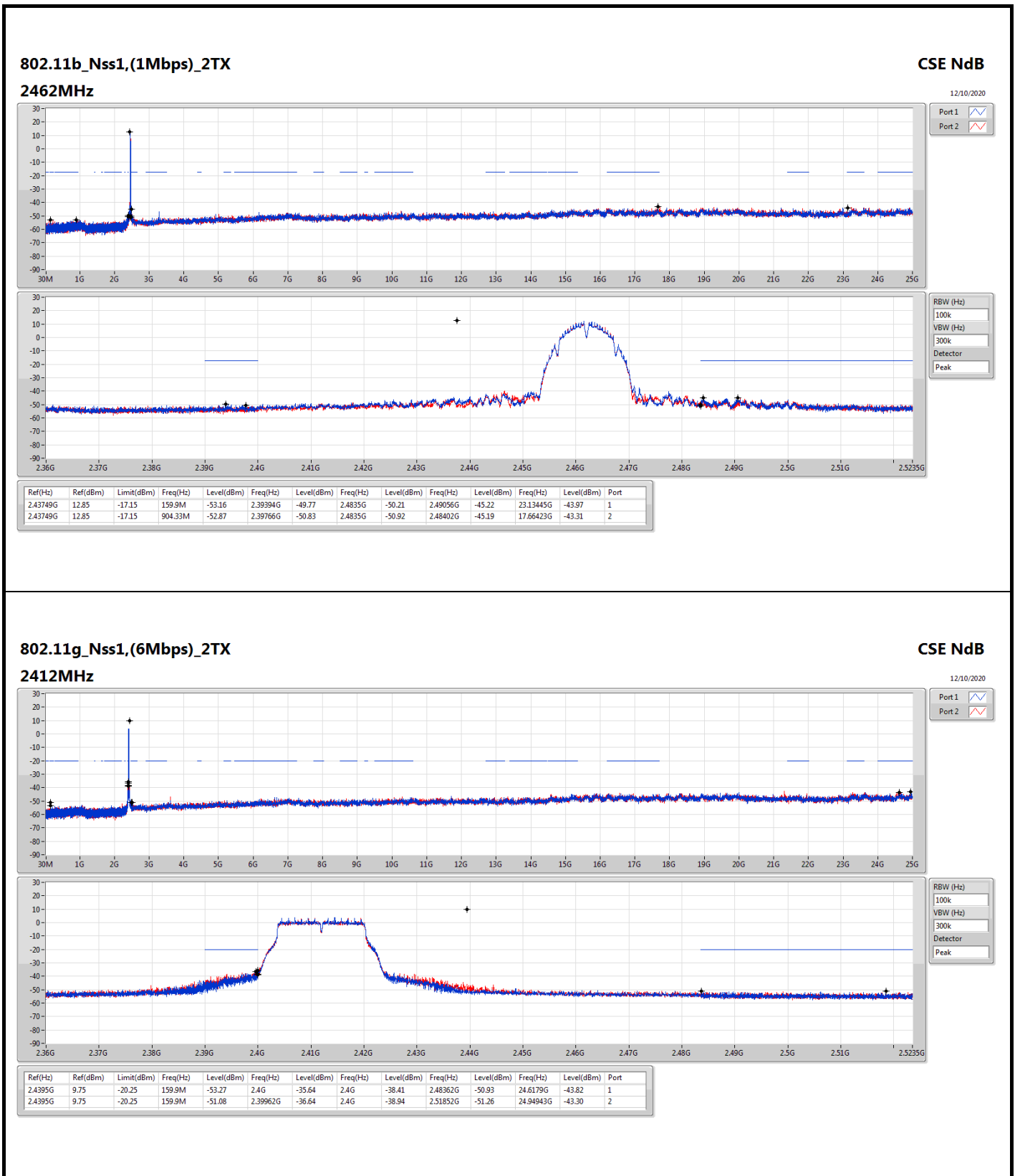
Mode	Result	Ref (Hz)	Ref (dBm)	Limit (dBm)	Freq (Hz)	Level (dBm)	Freq (Hz)	Level (dBm)	Freq (Hz)	Level (dBm)	Freq (Hz)	Level (dBm)	Freq (Hz)	Level (dBm)	Port
802.11b_Nss1,(1Mbps)_2TX	-	-	-	-	-	-	-	-	-	-	-	-	-	-	-
2412MHz	Pass	2.43749G	12.85	-17.15	2.30146G	-52.91	2.39652G	-38.85	2.4G	-47.91	2.484G	-49.72	17.64176G	-43.60	1
2412MHz	Pass	2.43749G	12.85	-17.15	347.75M	-51.60	2.39954G	-38.30	2.4G	-40.31	2.486G	-50.75	7.23795G	-43.79	2
2437MHz	Pass	2.43749G	12.85	-17.15	159.9M	-51.45	2.39464G	-46.42	2.4G	-49.17	2.48526G	-48.01	24.59542G	-44.42	1
2437MHz	Pass	2.43749G	12.85	-17.15	159.9M	-52.13	2.39972G	-46.75	2.4835G	-50.92	2.48602G	-47.40	24.29199G	-43.92	2
2462MHz	Pass	2.43749G	12.85	-17.15	159.9M	-53.16	2.39394G	-49.77	2.4835G	-50.21	2.49056G	-45.22	23.13445G	-43.97	1
2462MHz	Pass	2.43749G	12.85	-17.15	904.33M	-52.87	2.39766G	-50.83	2.4835G	-50.92	2.48402G	-45.19	17.66423G	-43.31	2
802.11g_Nss1,(6Mbps)_2TX	-	-	-	-	-	-	-	-	-	-	-	-	-	-	-
2412MHz	Pass	2.4395G	9.75	-20.25	159.9M	-53.27	2.4G	-35.64	2.4G	-38.41	2.48362G	-50.93	24.6179G	-43.82	1
2412MHz	Pass	2.4395G	9.75	-20.25	159.9M	-51.08	2.39962G	-36.64	2.4G	-38.94	2.51852G	-51.26	24.94943G	-43.30	2
2437MHz	Pass	2.4395G	9.75	-20.25	159.9M	-51.71	2.39862G	-40.02	2.4G	-43.78	2.48416G	-44.74	23.33393G	-42.57	1
2437MHz	Pass	2.4395G	9.75	-20.25	884.24M	-53.02	2.39668G	-36.95	2.4G	-42.26	2.48606G	-39.69	16.2454G	-43.85	2
2462MHz	Pass	2.4395G	9.75	-20.25	159.9M	-52.13	2.39736G	-50.90	2.4835G	-48.09	2.4841G	-45.86	24.6179G	-44.38	1
2462MHz	Pass	2.4395G	9.75	-20.25	695.51M	-51.62	2.39722G	-52.06	2.4835G	-48.98	2.48418G	-42.17	24.92976G	-44.06	2
VHT20_Nss1,(MCS0)_2TX	-	-	-	-	-	-	-	-	-	-	-	-	-	-	-
2412MHz	Pass	2.442G	9.60	-20.40	2.0772G	-52.92	2.39798G	-36.26	2.4G	-38.02	2.4871G	-50.92	24.55328G	-43.82	1
2412MHz	Pass	2.442G	9.60	-20.40	2.30059G	-52.76	2.39976G	-34.15	2.4G	-37.46	2.48892G	-50.44	24.89886G	-44.02	2
2437MHz	Pass	2.442G	9.60	-20.40	159.9M	-53.10	2.3995G	-39.83	2.4G	-40.18	2.4836G	-43.64	24.66566G	-44.17	1
2437MHz	Pass	2.442G	9.60	-20.40	159.9M	-51.75	2.39856G	-35.92	2.4G	-41.10	2.49008G	-40.20	22.00782G	-43.89	2
2462MHz	Pass	2.442G	9.60	-20.40	159.9M	-50.45	2.3937G	-50.49	2.4835G	-45.66	2.4835G	-46.46	24.646G	-43.91	1
2462MHz	Pass	2.442G	9.60	-20.40	159.9M	-51.16	2.39318G	-50.60	2.4835G	-50.03	2.48388G	-42.93	24.61509G	-43.24	2
VHT40_Nss1,(MCS0)_2TX	-	-	-	-	-	-	-	-	-	-	-	-	-	-	-
2422MHz	Pass	2.442G	2.91	-27.09	741.33M	-51.78	2.39668G	-41.24	2.4G	-43.45	2.54118G	-50.32	16.26379G	-43.36	1
2422MHz	Pass	2.442G	2.91	-27.09	785.99M	-53.33	2.39948G	-40.36	2.4G	-42.73	2.50554G	-49.52	24.71674G	-43.98	2
2437MHz	Pass	2.442G	2.91	-27.09	784.56M	-52.15	2.39944G	-36.03	2.4G	-40.53	2.48458G	-41.94	16.61155G	-43.68	1
2437MHz	Pass	2.442G	2.91	-27.09	655.17M	-52.74	2.39952G	-37.55	2.4G	-42.89	2.4843G	-43.01	24.90745G	-43.82	2
2452MHz	Pass	2.442G	2.91	-27.09	2.12048G	-53.11	2.39884G	-50.25	2.4835G	-47.35	2.48358G	-44.81	24.55688G	-44.15	1
2452MHz	Pass	2.442G	2.91	-27.09	928.54M	-53.42	2.39984G	-50.35	2.4835G	-48.48	2.4845G	-42.63	24.61858G	-44.08	2
802.11ax HEW20_Nss1,(MCS0)_2TX	-	-	-	-	-	-	-	-	-	-	-	-	-	-	-
2412MHz	Pass	2.43073G	9.21	-20.79	159.9M	-53.20	2.39974G	-40.01	2.4G	-40.56	2.48864G	-51.21	24.92695G	-43.88	1
2412MHz	Pass	2.43073G	9.21	-20.79	1.9639G	-53.12	2.39978G	-39.15	2.4G	-41.65	2.49974G	-51.00	16.46736G	-43.87	2
2437MHz	Pass	2.43073G	9.21	-20.79	159.9M	-53.05	2.39986G	-37.76	2.4G	-39.05	2.48446G	-41.37	16.61346G	-44.16	1
2437MHz	Pass	2.43073G	9.21	-20.79	689.68M	-52.70	2.39974G	-40.21	2.4G	-39.24	2.48378G	-40.05	24.65442G	-43.89	2
2462MHz	Pass	2.43073G	9.21	-20.79	159.9M	-52.54	2.3948G	-51.04	2.4835G	-46.93	2.48434G	-44.99	16.89441G	-43.89	1
2462MHz	Pass	2.43073G	9.21	-20.79	1.96973G	-53.14	2.39924G	-51.89	2.4835G	-46.16	2.4841G	-44.38	17.62209G	-44.26	2
802.11ax HEW40_Nss1,(MCS0)_2TX	-	-	-	-	-	-	-	-	-	-	-	-	-	-	-
2422MHz	Pass	2.44071G	2.98	-27.02	159.67M	-52.00	2.39468G	-40.33	2.4G	-43.77	2.48426G	-49.96	16.61997G	-43.89	1
2422MHz	Pass	2.44071G	2.98	-27.02	1.8975G	-53.73	2.3964G	-41.05	2.4G	-43.58	2.48942G	-50.58	16.27501G	-43.41	2
2437MHz	Pass	2.44071G	2.98	-27.02	2.30483G	-53.01	2.39828G	-35.66	2.4G	-39.81	2.4845G	-39.83	24.60736G	-43.69	1
2437MHz	Pass	2.44071G	2.98	-27.02	2.30855G	-51.62	2.39828G	-33.81	2.4G	-36.97	2.48946G	-37.88	17.66046G	-43.24	2
2452MHz	Pass	2.44071G	2.98	-27.02	664.9M	-53.13	2.39936G	-49.46	2.4835G	-46.35	2.48446G	-44.08	16.2077G	-43.55	1
2452MHz	Pass	2.44071G	2.98	-27.02	159.96M	-52.84	2.3912G	-48.95	2.4835G	-48.16	2.48446G	-42.89	24.63541G	-43.95	2



Test Mode: Mode 1



Test Mode: Mode 1



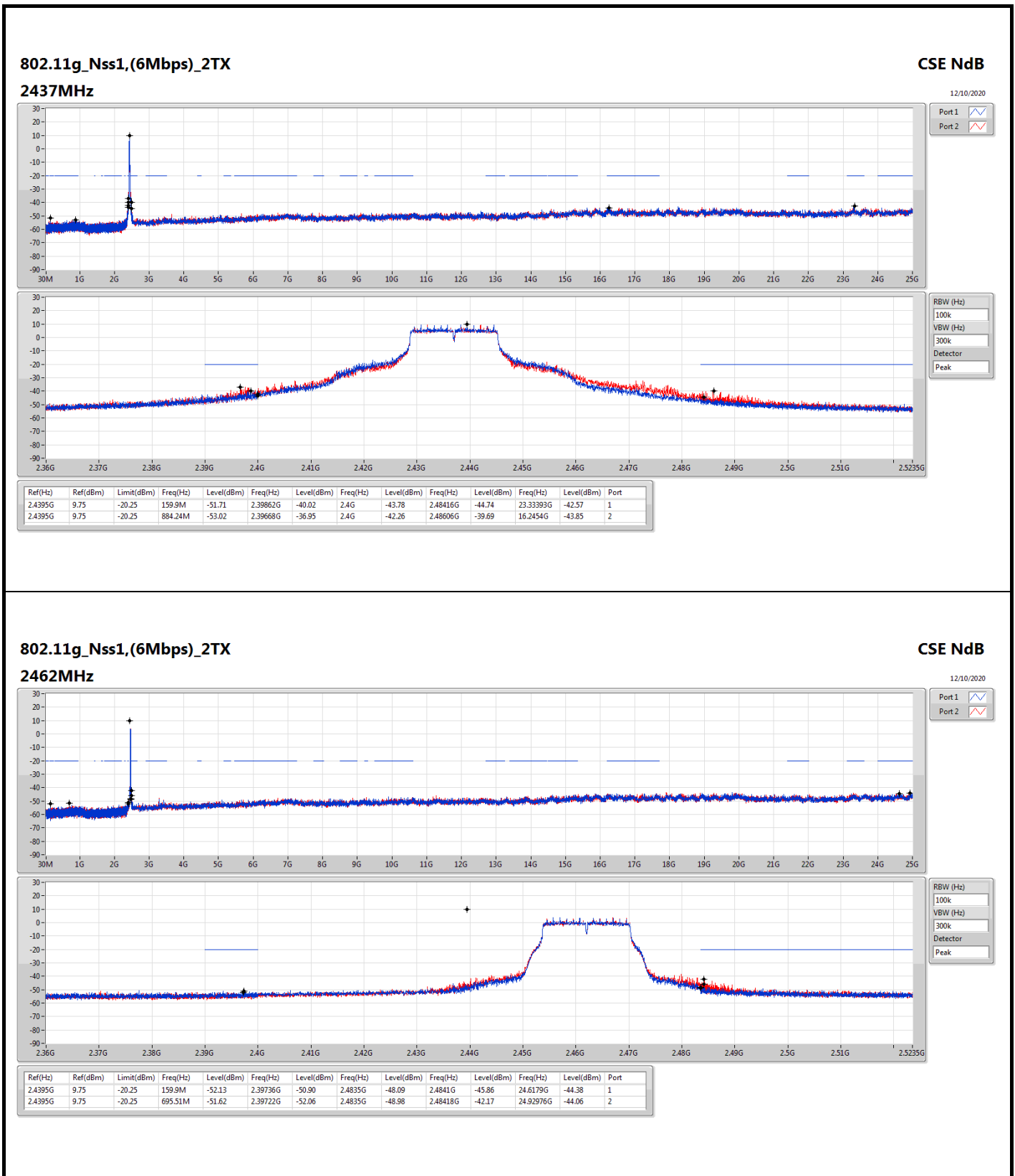
**802.11g\_Nss1,(6Mbps)\_2TX**

**2412MHz**

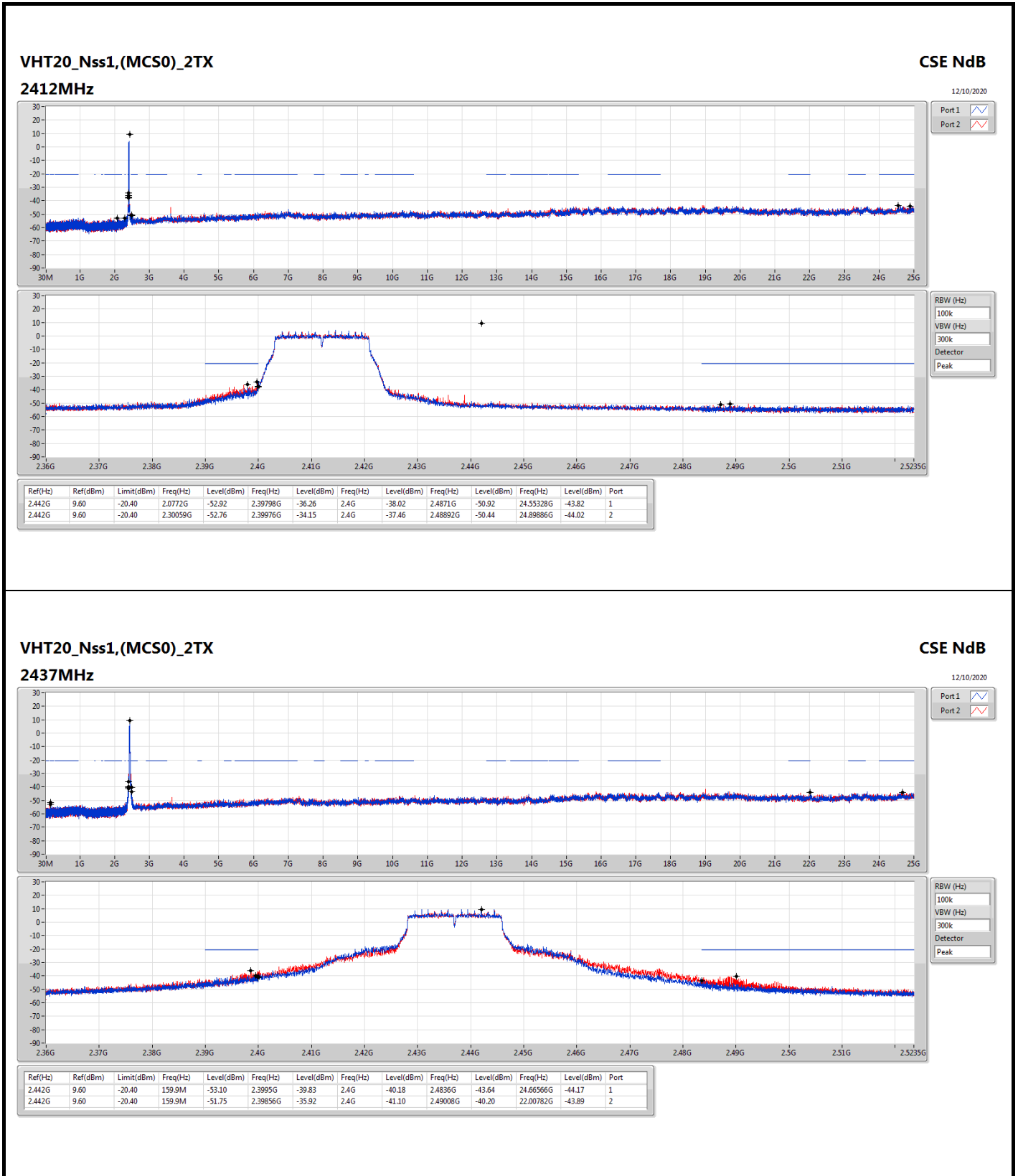
**CSE NdB**

12/10/2020

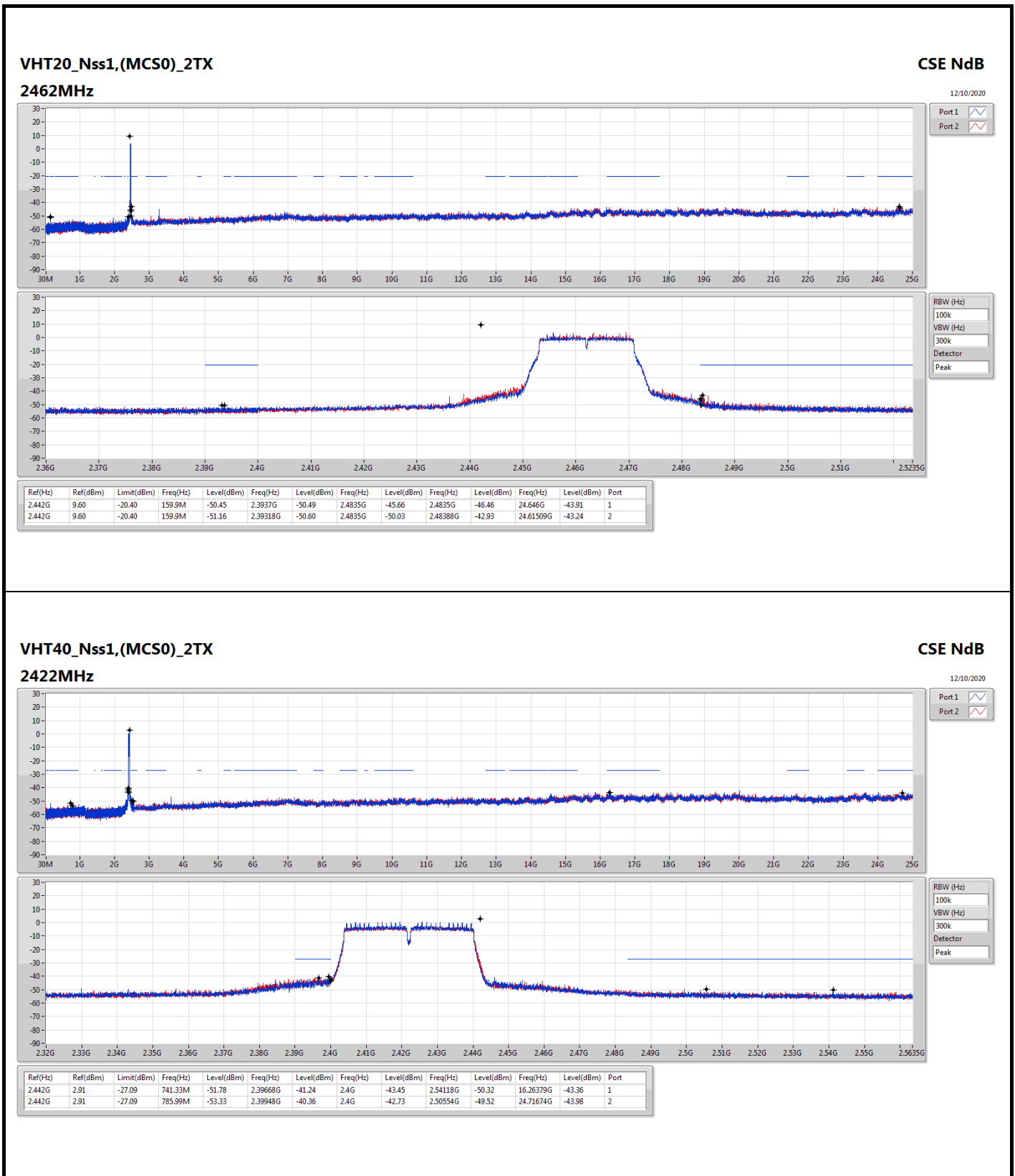
Test Mode: Mode 1



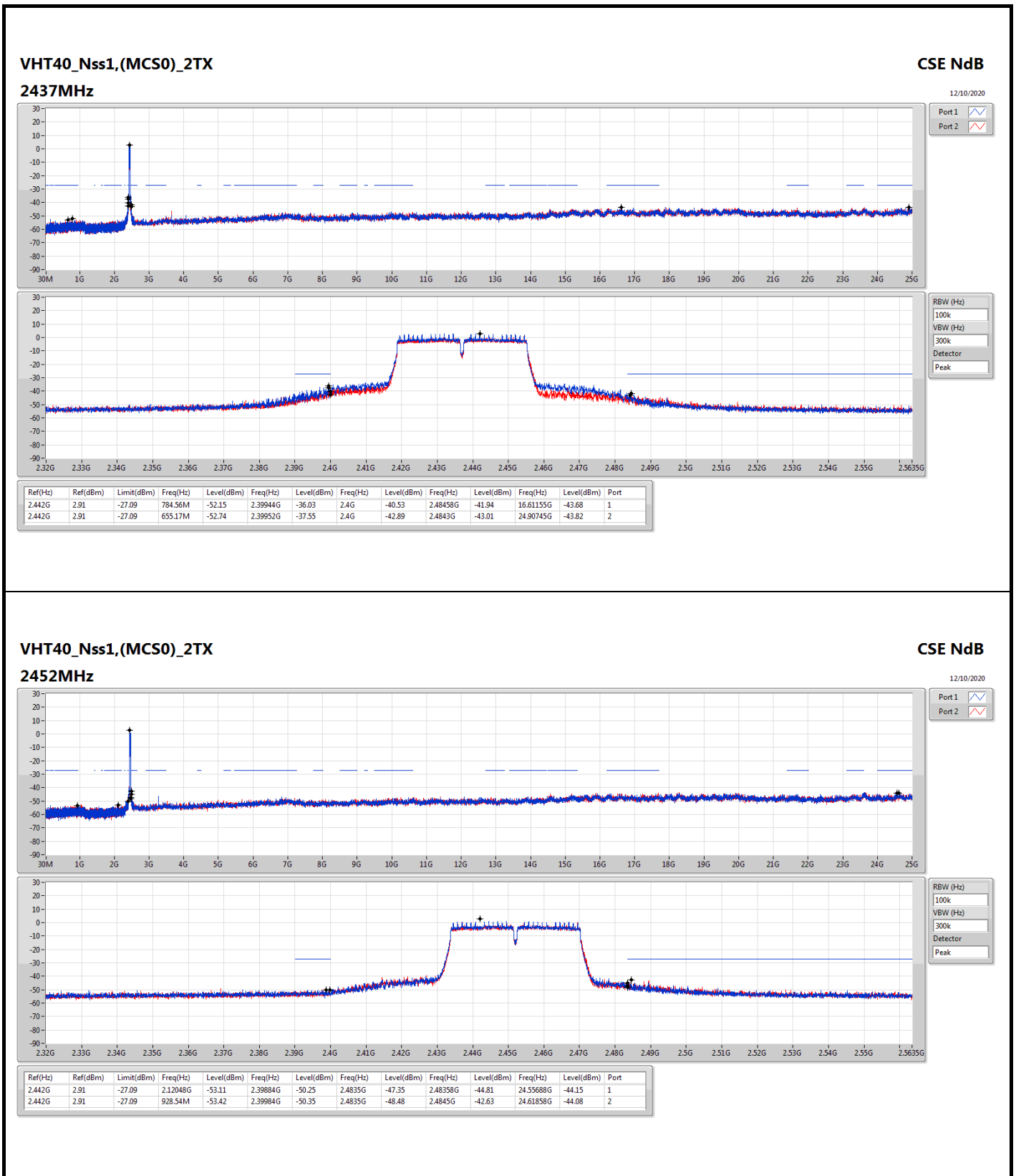
Test Mode: Mode 1



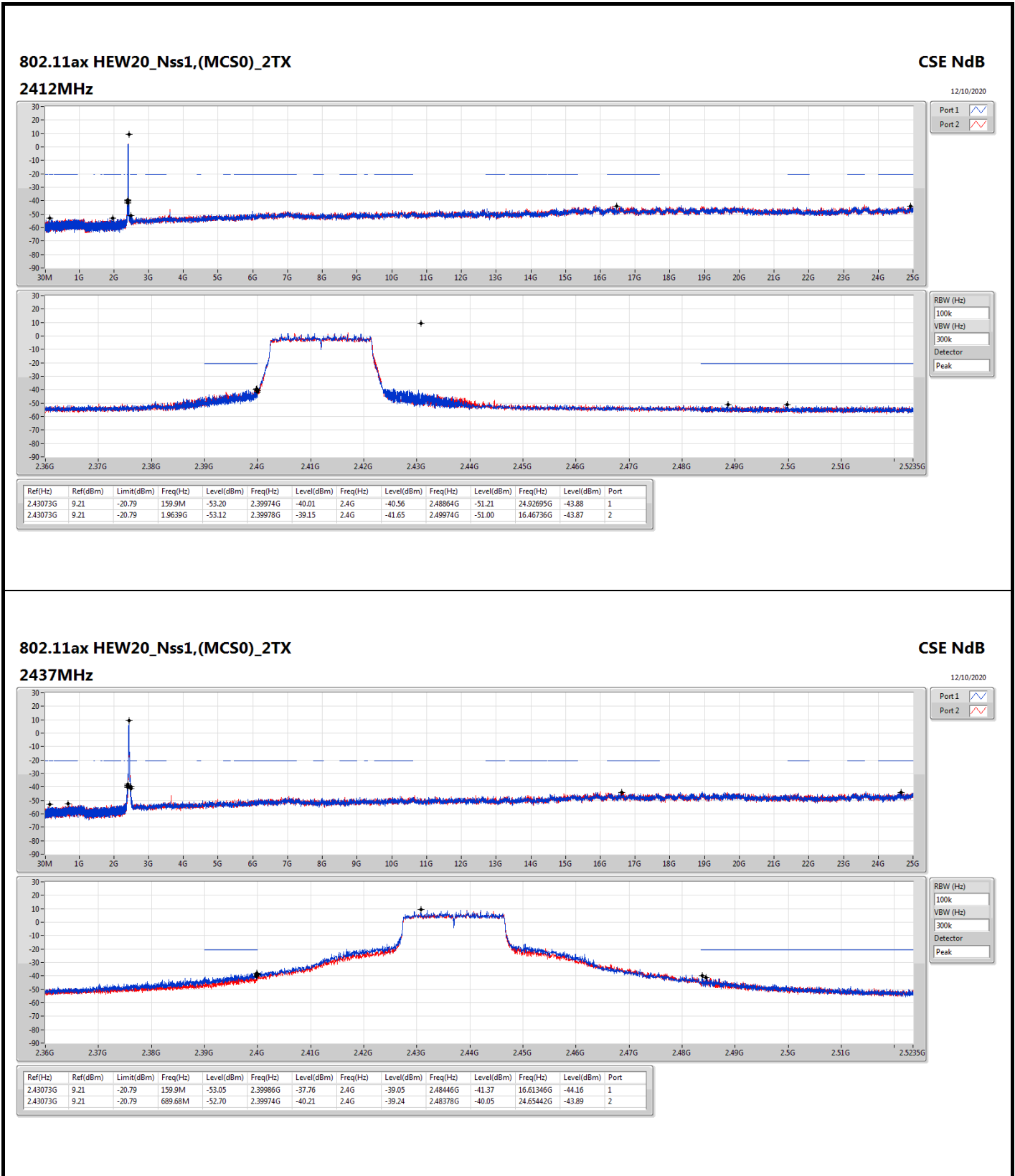
Test Mode: Mode 1



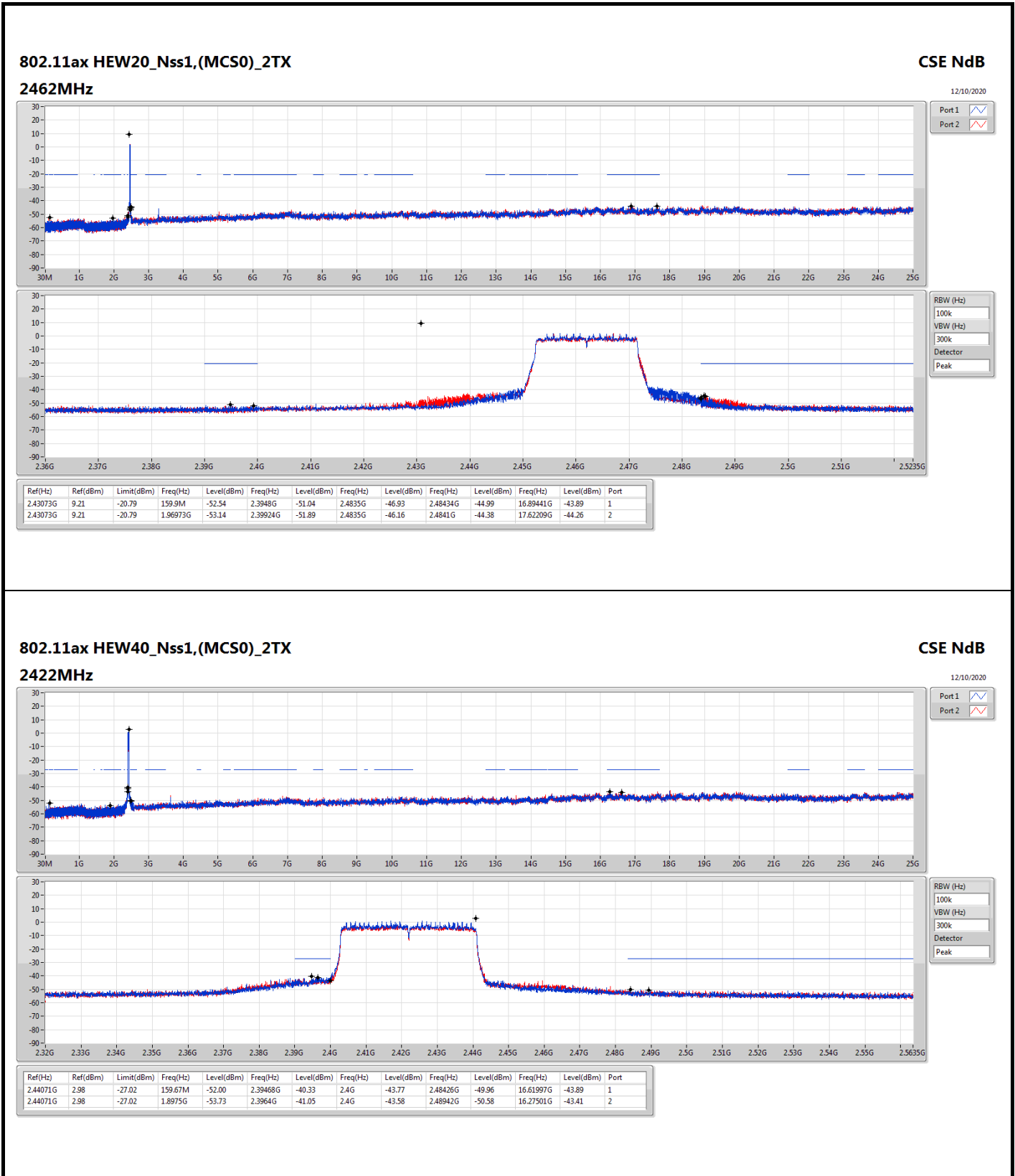
Test Mode: Mode 1



Test Mode: Mode 1



Test Mode: Mode 1



**802.11ax HEW40\_Nss1,(MCS0)\_2TX**

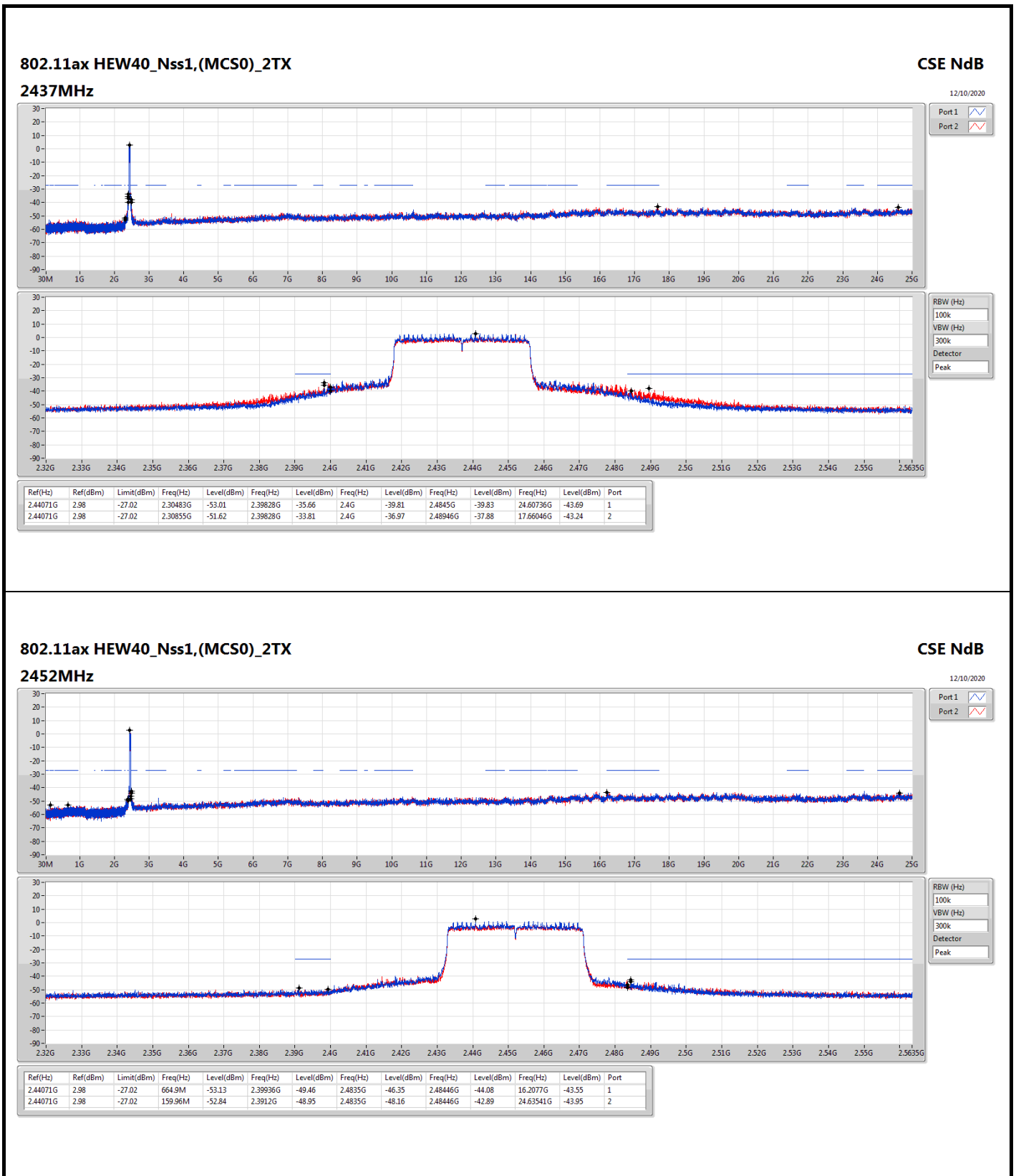
**2422MHz**

**CSE NdB**

12/10/2020



Test Mode: Mode 1





Test Mode: Mode 2  
Summary

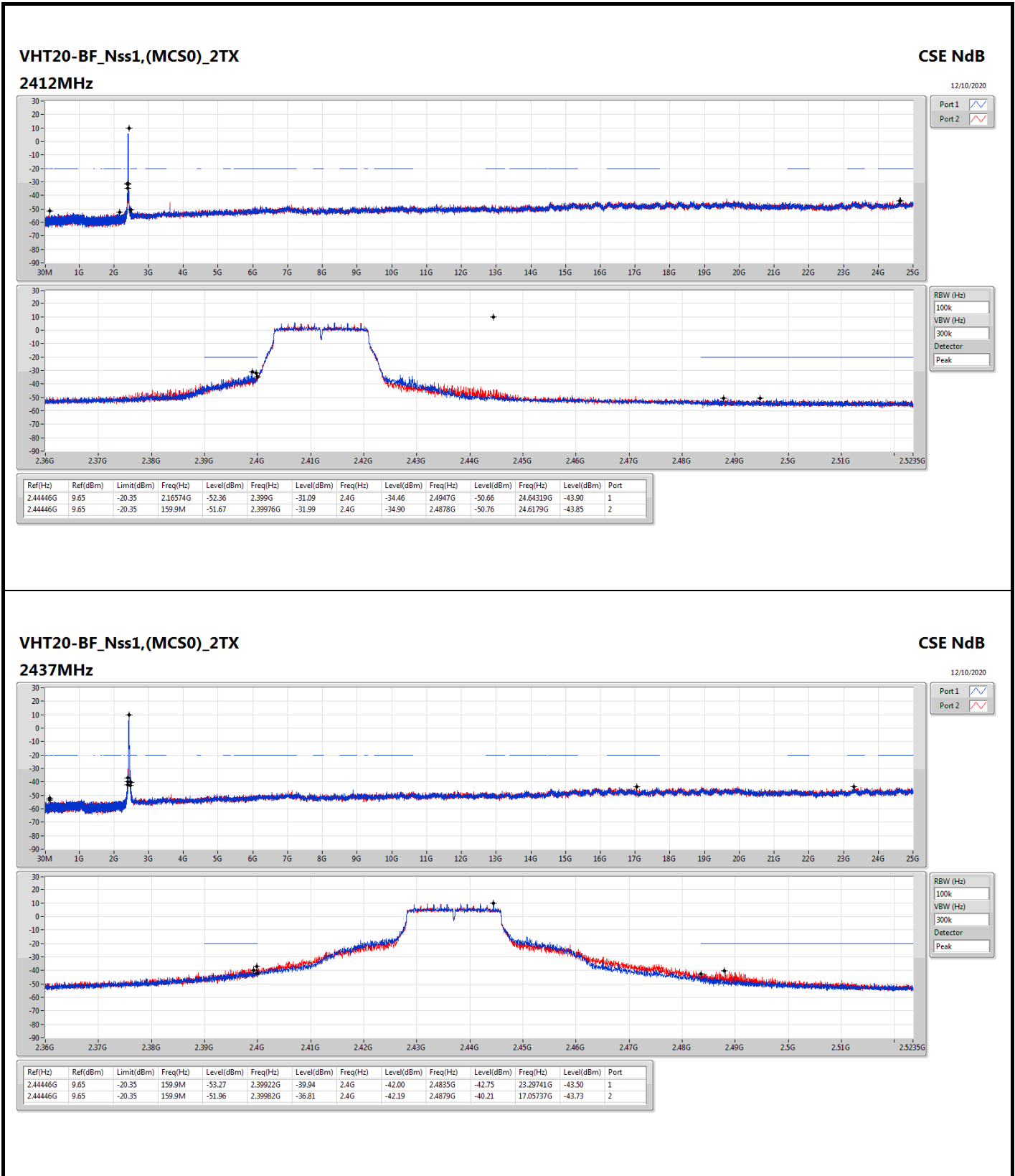
Mode	Result	Ref (Hz)	Ref (dBm)	Limit (dBm)	Freq (Hz)	Level (dBm)	Freq (Hz)	Level (dBm)	Freq (Hz)	Level (dBm)	Freq (Hz)	Level (dBm)	Freq (Hz)	Level (dBm)	Port
2.4-2.4835GHz	-	-	-	-	-	-	-	-	-	-	-	-	-	-	-
VHT20-BF_Nss1,(MCS0)_2TX	Pass	2.44446G	9.65	-20.35	2.16574G	-52.36	2.399G	-31.09	2.4G	-34.46	2.4947G	-50.66	24.64319G	-43.90	1
VHT40-BF_Nss1,(MCS0)_2TX	Pass	2.442G	3.41	-26.59	2.30597G	-53.48	2.3996G	-34.09	2.4G	-37.76	2.48358G	-39.68	16.23574G	-44.07	1
802.11ax HEW20-BF_Nss1,(MCS0)_2TX	Pass	2.43073G	8.21	-21.79	159.9M	-52.16	2.39822G	-32.00	2.4G	-31.88	2.48394G	-51.03	24.37066G	-43.82	1
802.11ax HEW40-BF_Nss1,(MCS0)_2TX	Pass	2.44075G	2.34	-27.66	159.96M	-52.11	2.39952G	-37.76	2.4G	-41.56	2.4845G	-42.38	24.92989G	-43.87	2



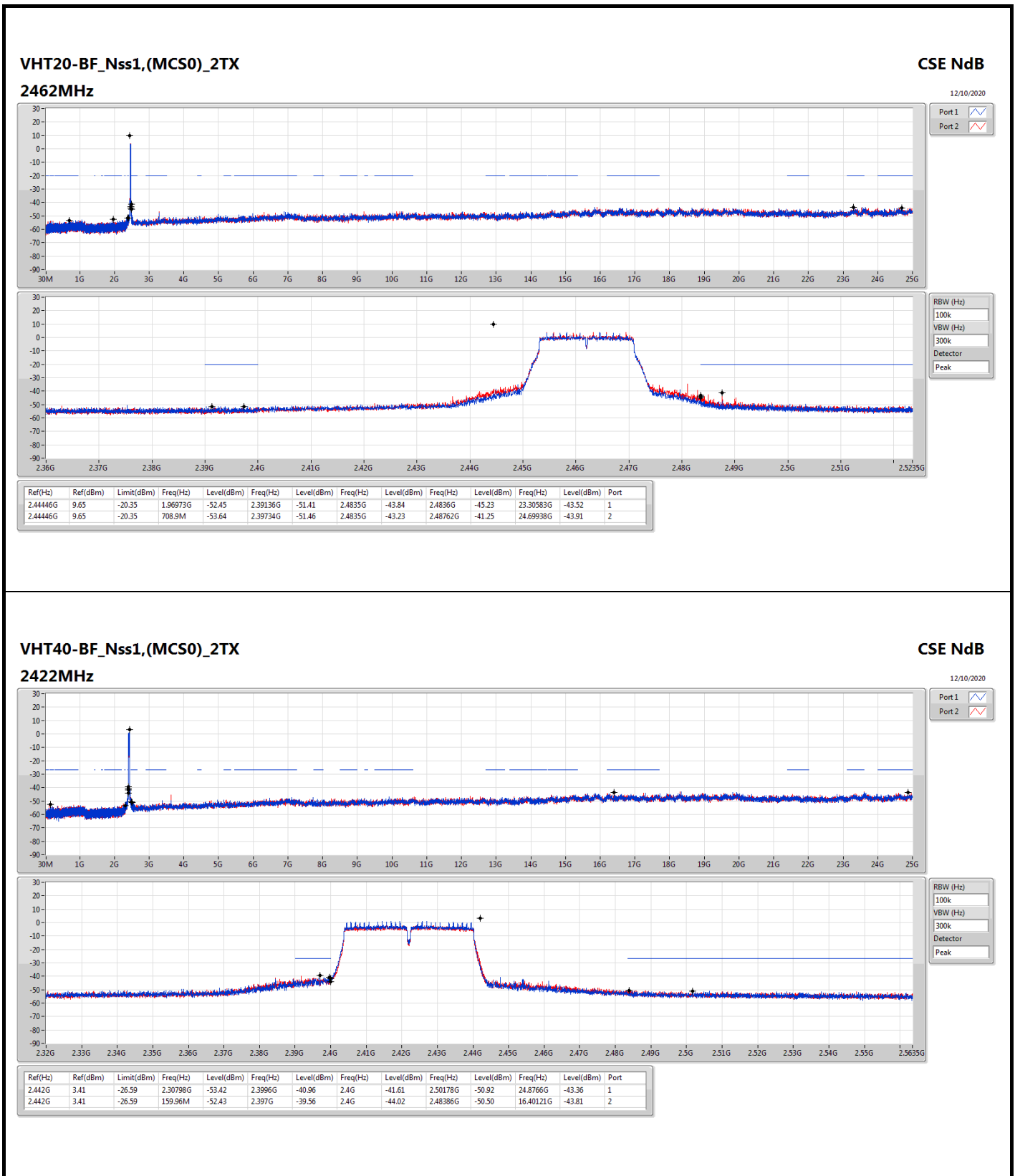
Test Mode: Mode 2  
Result

Mode	Result	Ref (Hz)	Ref (dBm)	Limit (dBm)	Freq (Hz)	Level (dBm)	Freq (Hz)	Level (dBm)	Freq (Hz)	Level (dBm)	Freq (Hz)	Level (dBm)	Freq (Hz)	Level (dBm)	Port
VHT20-BF_Nss1,(MCS0)_2TX	-	-	-	-	-	-	-	-	-	-	-	-	-	-	-
2412MHz	Pass	2.44446G	9.65	-20.35	2.16574G	-52.36	2.399G	-31.09	2.4G	-34.46	2.4947G	-50.66	24.64319G	-43.90	1
2412MHz	Pass	2.44446G	9.65	-20.35	159.9M	-51.67	2.39976G	-31.99	2.4G	-34.90	2.4878G	-50.76	24.6179G	-43.85	2
2437MHz	Pass	2.44446G	9.65	-20.35	159.9M	-53.27	2.39922G	-39.94	2.4G	-42.00	2.4835G	-42.75	23.29741G	-43.50	1
2437MHz	Pass	2.44446G	9.65	-20.35	159.9M	-51.96	2.39982G	-36.81	2.4G	-42.19	2.4879G	-40.21	17.05737G	-43.73	2
2462MHz	Pass	2.44446G	9.65	-20.35	1.96973G	-52.45	2.39136G	-51.41	2.4835G	-43.84	2.4836G	-45.23	23.30583G	-43.52	1
2462MHz	Pass	2.44446G	9.65	-20.35	708.9M	-53.64	2.39734G	-51.46	2.4835G	-43.23	2.48762G	-41.25	24.69938G	-43.91	2
VHT40-BF_Nss1,(MCS0)_2TX	-	-	-	-	-	-	-	-	-	-	-	-	-	-	-
2422MHz	Pass	2.442G	3.41	-26.59	2.30798G	-53.42	2.3996G	-40.96	2.4G	-41.61	2.50178G	-50.92	24.8766G	-43.36	1
2422MHz	Pass	2.442G	3.41	-26.59	159.96M	-52.43	2.397G	-39.56	2.4G	-44.02	2.48386G	-50.50	16.40121G	-43.81	2
2437MHz	Pass	2.442G	3.41	-26.59	2.30597G	-53.48	2.3996G	-34.09	2.4G	-37.76	2.48358G	-39.68	16.23574G	-44.07	1
2437MHz	Pass	2.442G	3.41	-26.59	828.07M	-52.64	2.39944G	-37.27	2.4G	-42.71	2.4885G	-40.93	24.70552G	-44.17	2
2452MHz	Pass	2.442G	3.41	-26.59	159.96M	-51.77	2.39608G	-47.97	2.4835G	-47.42	2.48518G	-41.57	23.59491G	-43.72	1
2452MHz	Pass	2.442G	3.41	-26.59	758.51M	-52.71	2.39848G	-48.28	2.4835G	-45.78	2.48378G	-42.01	16.61997G	-43.91	2
802.11ax HEW20-BF_Nss1,(MCS0)_2TX	-	-	-	-	-	-	-	-	-	-	-	-	-	-	-
2412MHz	Pass	2.43073G	8.21	-21.79	159.9M	-52.16	2.39822G	-32.00	2.4G	-31.88	2.48394G	-51.03	24.37066G	-43.82	1
2412MHz	Pass	2.43073G	8.21	-21.79	2.10224G	-52.36	2.39934G	-31.95	2.4G	-39.15	2.48442G	-50.88	23.30021G	-43.85	2
2437MHz	Pass	2.43073G	8.21	-21.79	159.9M	-52.58	2.39586G	-41.42	2.4G	-43.13	2.48376G	-44.59	24.66285G	-43.28	1
2437MHz	Pass	2.43073G	8.21	-21.79	736.28M	-52.63	2.39888G	-43.12	2.4G	-46.45	2.48462G	-44.37	16.63874G	-43.35	2
2462MHz	Pass	2.43073G	8.21	-21.79	753.76M	-53.46	2.39938G	-51.37	2.4835G	-40.00	2.48378G	-38.59	24.93257G	-44.15	1
2462MHz	Pass	2.43073G	8.21	-21.79	1.81245G	-53.46	2.39622G	-52.07	2.4835G	-39.58	2.48402G	-37.64	17.38609G	-43.74	2
802.11ax HEW40-BF_Nss1,(MCS0)_2TX	-	-	-	-	-	-	-	-	-	-	-	-	-	-	-
2422MHz	Pass	2.44075G	2.34	-27.66	159.96M	-50.83	2.39752G	-38.43	2.4G	-41.69	2.49286G	-49.81	17.1949G	-43.46	1
2422MHz	Pass	2.44075G	2.34	-27.66	2.30712G	-52.88	2.39948G	-38.39	2.4G	-41.95	2.48526G	-49.03	23.59772G	-44.01	2
2437MHz	Pass	2.44075G	2.34	-27.66	2.30998G	-51.60	2.39824G	-38.39	2.4G	-43.00	2.4845G	-42.37	23.28922G	-42.95	1
2437MHz	Pass	2.44075G	2.34	-27.66	159.96M	-52.11	2.39952G	-37.76	2.4G	-41.56	2.4845G	-42.38	24.92989G	-43.87	2
2452MHz	Pass	2.44075G	2.34	-27.66	2.11705G	-52.36	2.39948G	-48.73	2.4835G	-47.48	2.48542G	-44.19	24.91586G	-43.43	1
2452MHz	Pass	2.44075G	2.34	-27.66	665.19M	-52.77	2.39952G	-49.79	2.4835G	-47.34	2.4845G	-43.13	16.29744G	-44.01	2

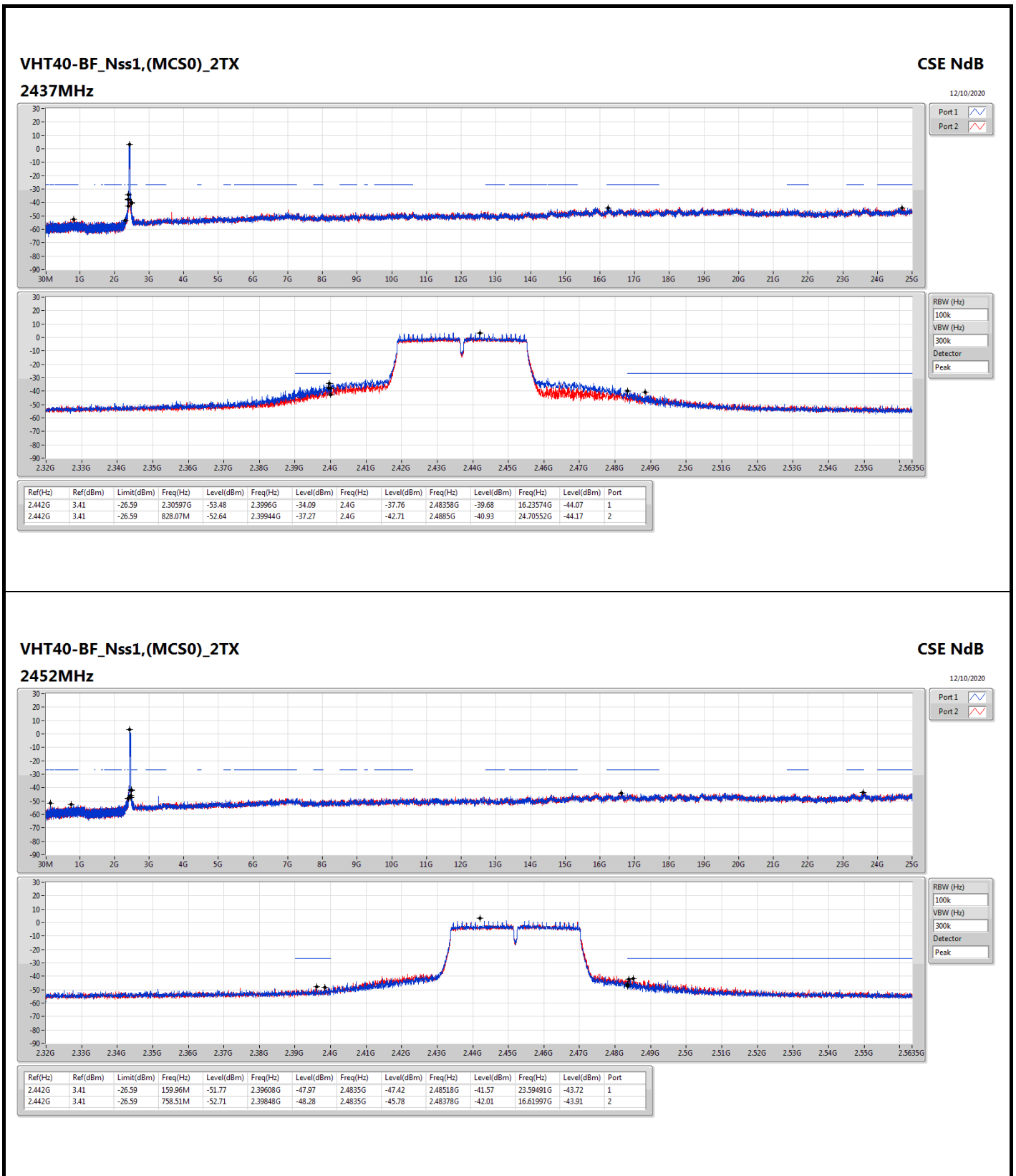
Test Mode: Mode 2



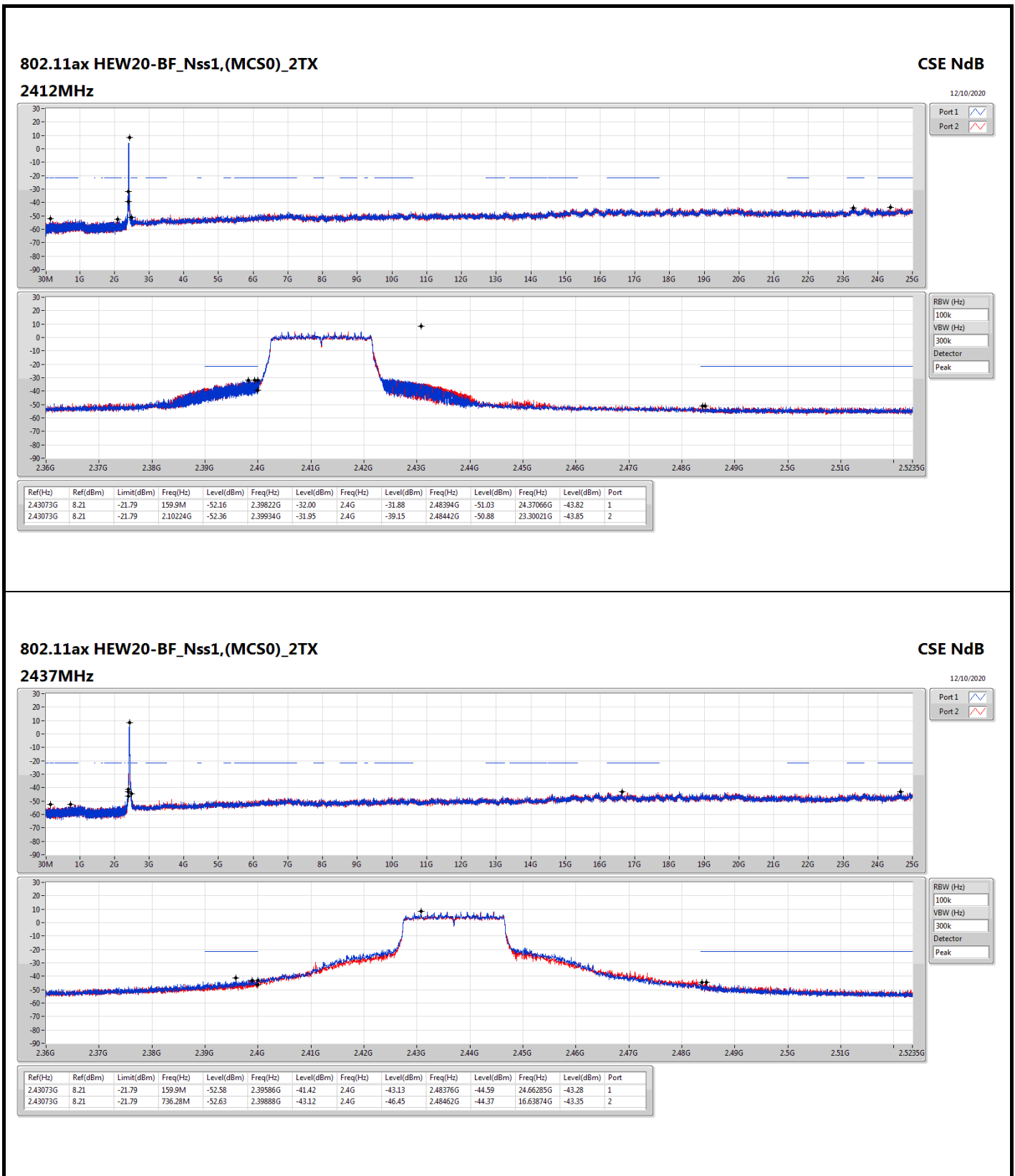
Test Mode: Mode 2



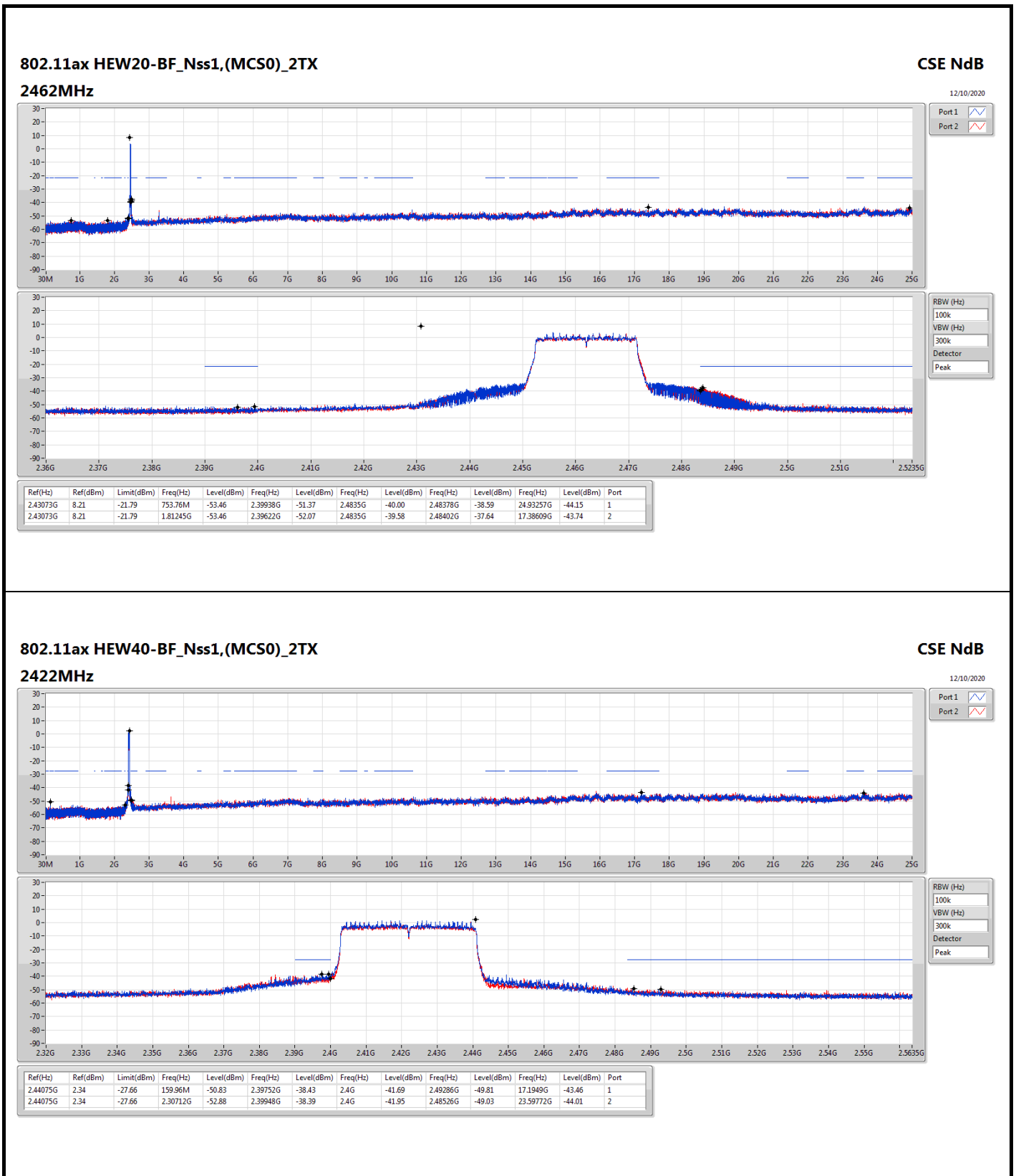
Test Mode: Mode 2



Test Mode: Mode 2



Test Mode: Mode 2



**802.11ax HEW40-BF\_Nss1,(MCS0)\_2TX**

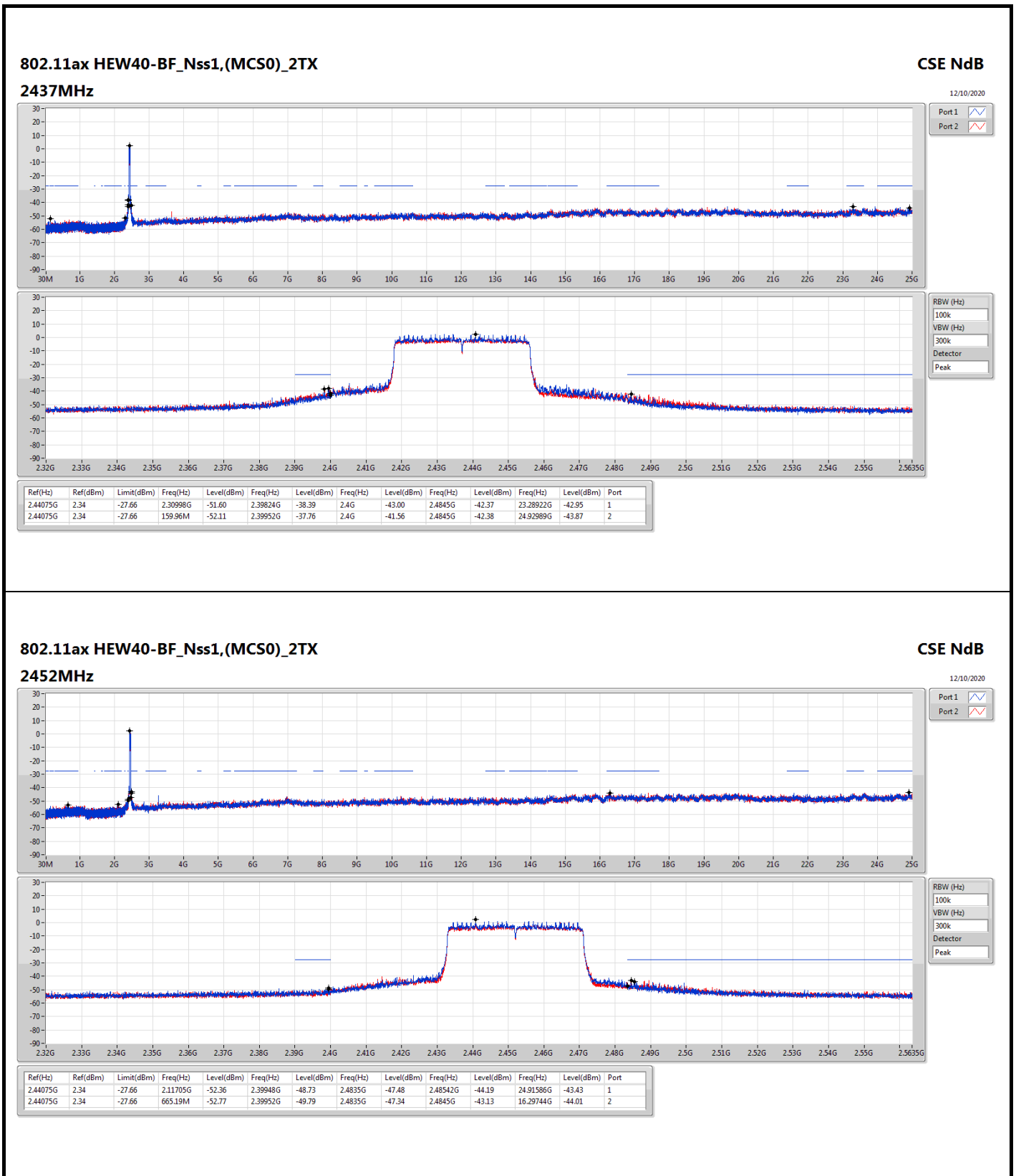
**2422MHz**

**CSE NdB**

12/10/2020



Test Mode: Mode 2





**Test Mode: Mode 3**  
**Summary**

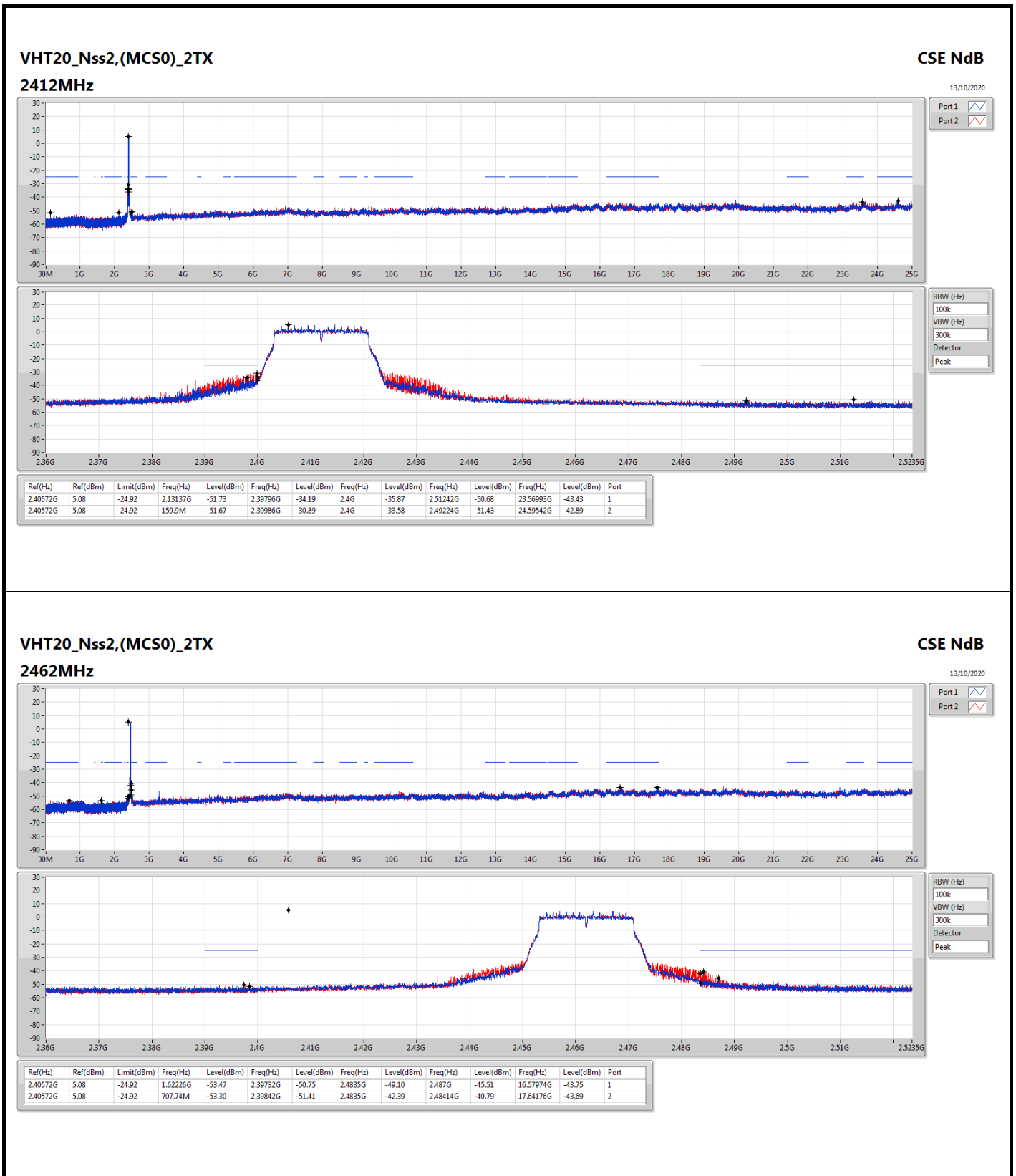
Mode	Result	Ref (Hz)	Ref (dBm)	Limit (dBm)	Freq (Hz)	Level (dBm)	Freq (Hz)	Level (dBm)	Freq (Hz)	Level (dBm)	Freq (Hz)	Level (dBm)	Freq (Hz)	Level (dBm)	Port
2.4-2.4835GHz	-	-	-	-	-	-	-	-	-	-	-	-	-	-	-
VHT20_Nss2,(MCS0)_2TX	Pass	2.40572G	5.08	-24.92	159.9M	-51.67	2.39986G	-30.89	2.4G	-33.58	2.49224G	-51.43	24.59542G	-42.89	2
VHT40_Nss2,(MCS0)_2TX	Pass	2.43198G	2.69	-27.31	159.96M	-52.64	2.39952G	-36.30	2.4G	-42.54	2.4851G	-44.08	23.26398G	-44.19	2
802.11ax HEW20_Nss2,(MCS0)_2TX	Pass	2.41449G	4.67	-25.33	1.65314G	-53.87	2.39928G	-32.25	2.4G	-37.47	2.48444G	-50.61	24.55609G	-42.83	1
802.11ax HEW40_Nss2,(MCS0)_2TX	Pass	2.43449G	2.05	-27.95	159.96M	-52.24	2.39952G	-36.92	2.4G	-42.83	2.48382G	-44.42	24.59895G	-43.14	2



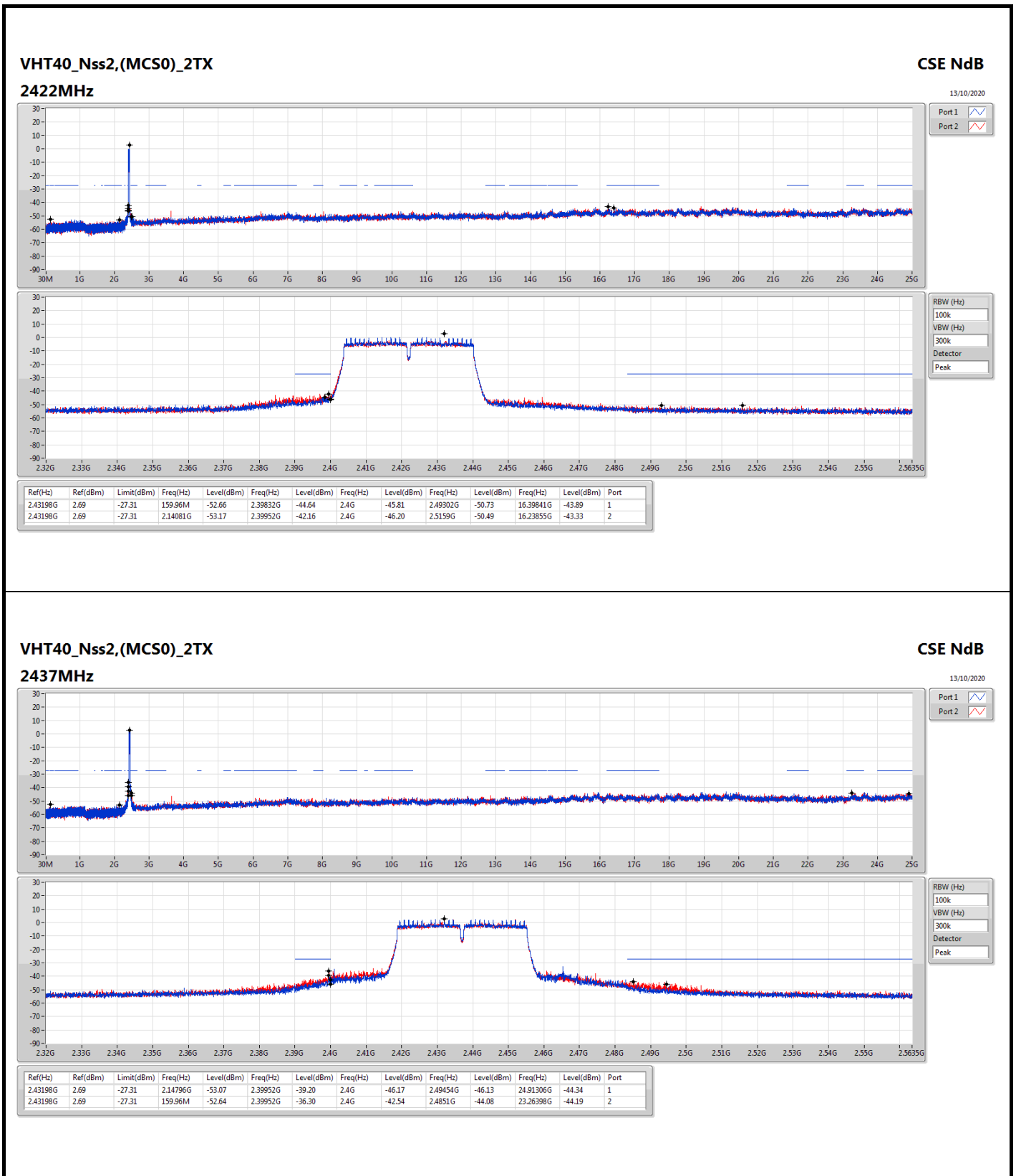
Test Mode: Mode 3  
Result

Mode	Result	Ref (Hz)	Ref (dBm)	Limit (dBm)	Freq (Hz)	Level (dBm)	Freq (Hz)	Level (dBm)	Freq (Hz)	Level (dBm)	Freq (Hz)	Level (dBm)	Freq (Hz)	Level (dBm)	Port
VHT20_Nss2,(MCS0)_2TX	-	-	-	-	-	-	-	-	-	-	-	-	-	-	-
2412MHz	Pass	2.40572G	5.08	-24.92	2.13137G	-51.73	2.39796G	-34.19	2.4G	-35.87	2.51242G	-50.68	23.56993G	-43.43	1
2412MHz	Pass	2.40572G	5.08	-24.92	159.9M	-51.67	2.39986G	-30.89	2.4G	-33.58	2.49224G	-51.43	24.59542G	-42.89	2
2462MHz	Pass	2.40572G	5.08	-24.92	1.62226G	-53.47	2.39732G	-50.75	2.4835G	-49.10	2.487G	-45.51	16.57974G	-43.75	1
2462MHz	Pass	2.40572G	5.08	-24.92	707.74M	-53.30	2.39842G	-51.41	2.4835G	-42.39	2.48414G	-40.79	17.64176G	-43.69	2
VHT40_Nss2,(MCS0)_2TX	-	-	-	-	-	-	-	-	-	-	-	-	-	-	-
2422MHz	Pass	2.43198G	2.69	-27.31	159.96M	-52.66	2.39832G	-44.64	2.4G	-45.81	2.49302G	-50.73	16.39841G	-43.89	1
2422MHz	Pass	2.43198G	2.69	-27.31	2.14081G	-53.17	2.39952G	-42.16	2.4G	-46.20	2.5159G	-50.49	16.23855G	-43.33	2
2437MHz	Pass	2.43198G	2.69	-27.31	2.14796G	-53.07	2.39952G	-39.20	2.4G	-46.17	2.49454G	-46.13	24.91306G	-44.34	1
2437MHz	Pass	2.43198G	2.69	-27.31	159.96M	-52.64	2.39952G	-36.30	2.4G	-42.54	2.4851G	-44.08	23.26398G	-44.19	2
2452MHz	Pass	2.43198G	2.69	-27.31	741.33M	-53.42	2.39888G	-50.11	2.4835G	-47.40	2.48518G	-42.99	16.84433G	-42.68	1
2452MHz	Pass	2.43198G	2.69	-27.31	2.11791G	-53.51	2.39996G	-48.96	2.4835G	-47.83	2.48946G	-42.12	24.91025G	-44.55	2
802.11ax HEW20_Nss2,(MCS0)_2TX	-	-	-	-	-	-	-	-	-	-	-	-	-	-	-
2412MHz	Pass	2.41449G	4.67	-25.33	1.65314G	-53.87	2.39928G	-32.25	2.4G	-37.47	2.48444G	-50.61	24.55609G	-42.83	1
2412MHz	Pass	2.41449G	4.67	-25.33	2.08273G	-52.93	2.39946G	-34.28	2.4G	-37.63	2.48612G	-50.42	24.65442G	-43.27	2
2462MHz	Pass	2.41449G	4.67	-25.33	1.96973G	-53.30	2.39396G	-49.98	2.4835G	-45.48	2.48372G	-40.63	24.62352G	-43.62	1
2462MHz	Pass	2.41449G	4.67	-25.33	159.9M	-52.65	2.3943G	-50.81	2.4835G	-41.48	2.48464G	-41.74	17.60242G	-43.82	2
802.11ax HEW40_Nss2,(MCS0)_2TX	-	-	-	-	-	-	-	-	-	-	-	-	-	-	-
2422MHz	Pass	2.43449G	2.05	-27.95	159.96M	-52.74	2.39848G	-43.04	2.4G	-45.42	2.49042G	-51.09	16.27781G	-43.34	1
2422MHz	Pass	2.43449G	2.05	-27.95	159.96M	-52.22	2.39948G	-41.74	2.4G	-45.15	2.48634G	-51.14	16.28903G	-43.74	2
2437MHz	Pass	2.43449G	2.05	-27.95	159.96M	-52.73	2.394G	-40.76	2.4G	-45.18	2.48458G	-43.70	23.28361G	-43.49	1
2437MHz	Pass	2.43449G	2.05	-27.95	159.96M	-52.24	2.39952G	-36.92	2.4G	-42.83	2.48382G	-44.42	24.59895G	-43.14	2
2452MHz	Pass	2.43449G	2.05	-27.95	2.01085G	-53.44	2.39372G	-50.21	2.4835G	-50.89	2.49686G	-47.05	24.86819G	-43.82	1
2452MHz	Pass	2.43449G	2.05	-27.95	159.96M	-51.60	2.39448G	-50.68	2.4835G	-48.10	2.4895G	-43.88	16.61155G	-42.45	2

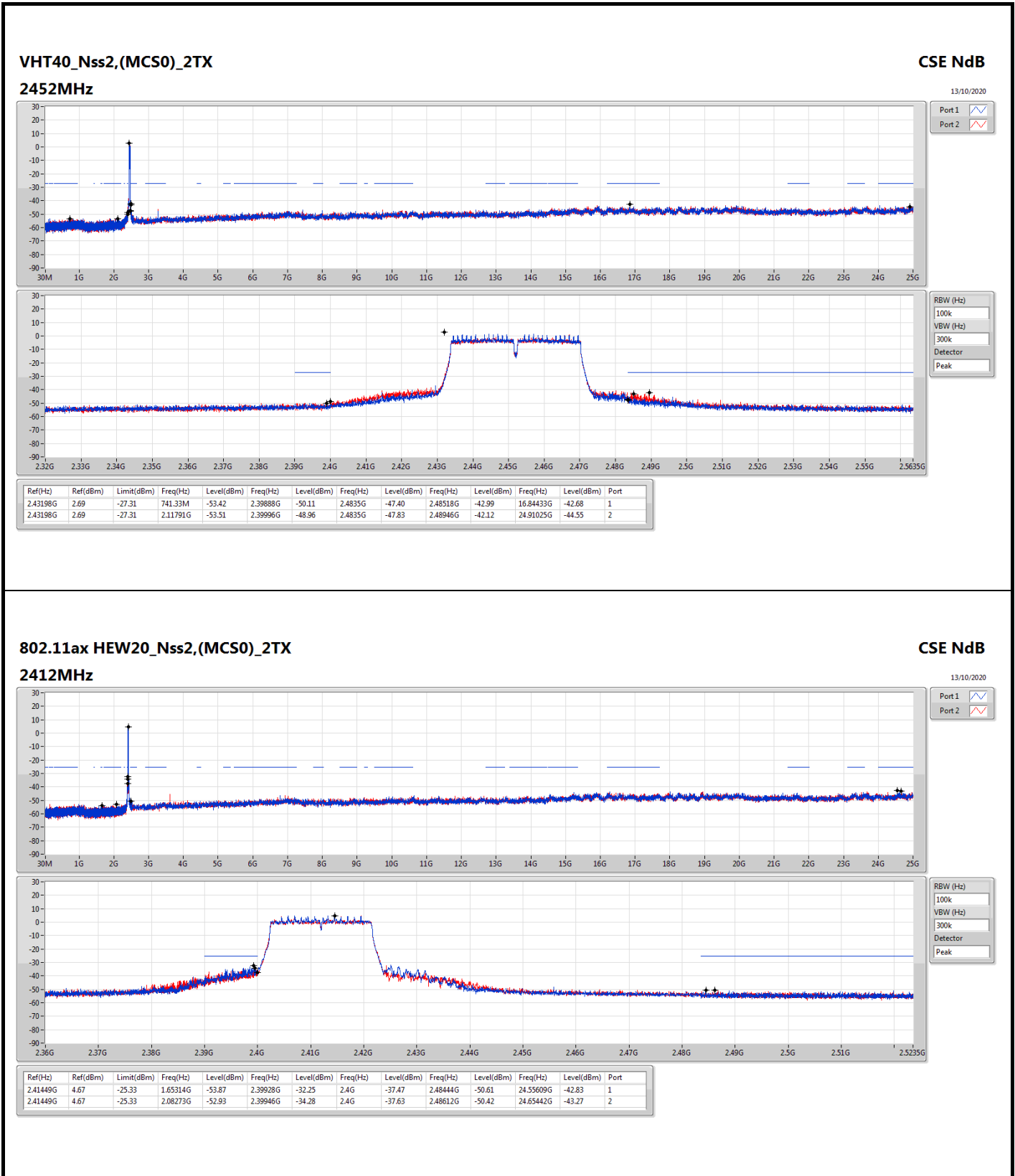
Test Mode: Mode 3



Test Mode: Mode 3



Test Mode: Mode 3



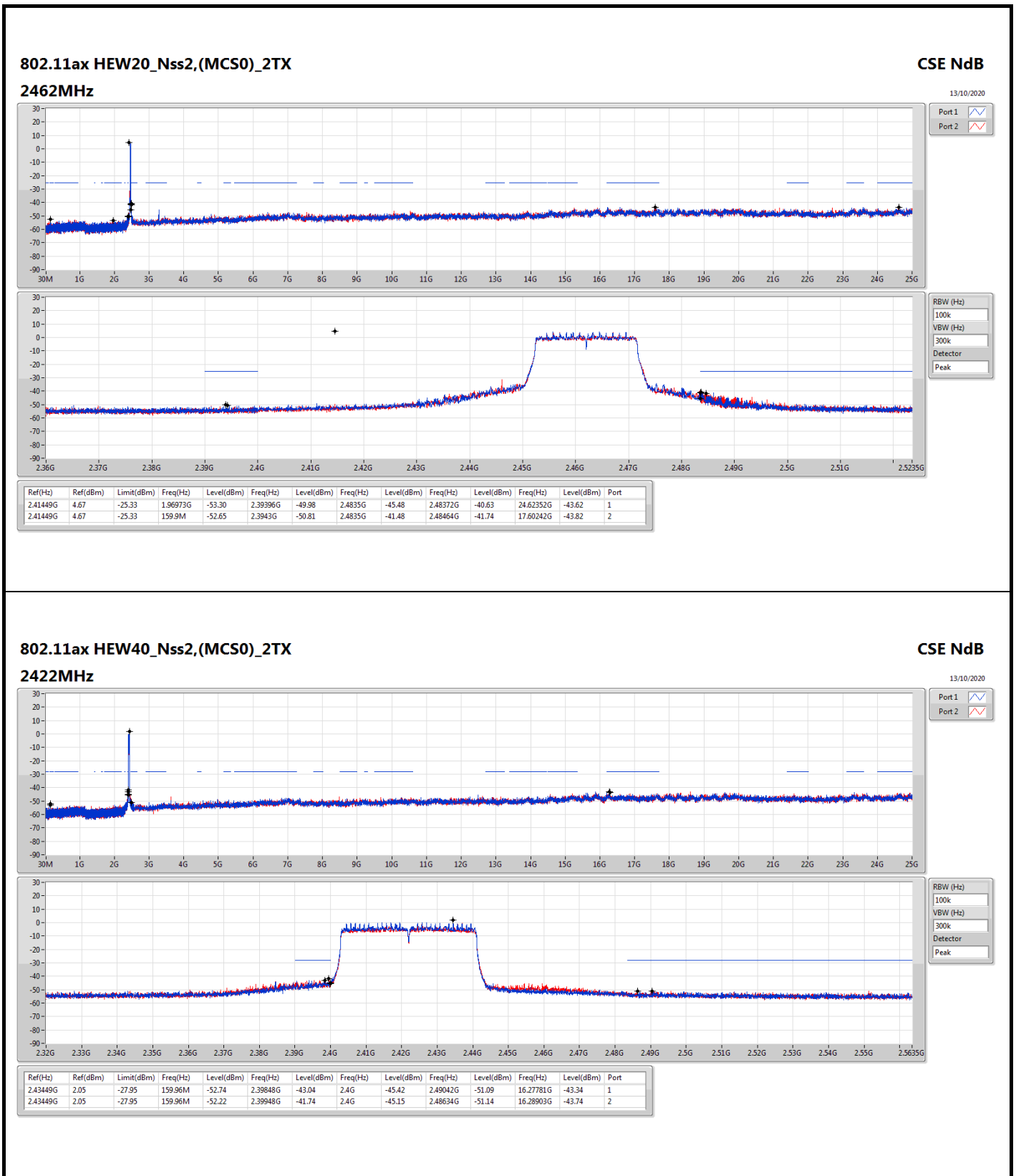
**802.11ax HEW20\_Nss2,(MCS0)\_2TX**

**2412MHz**

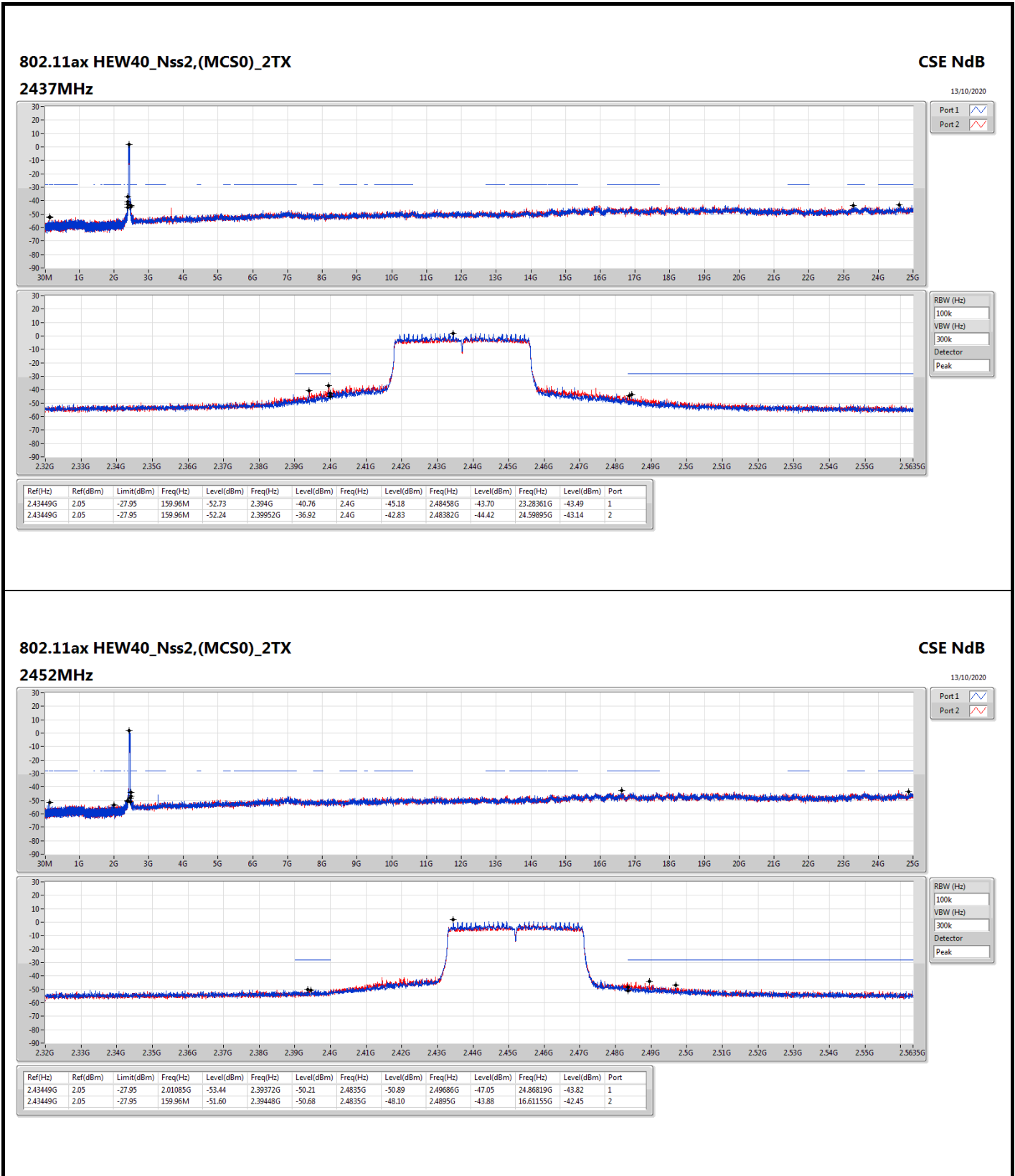
**CSE NdB**

13/10/2020

Test Mode: Mode 3



Test Mode: Mode 3

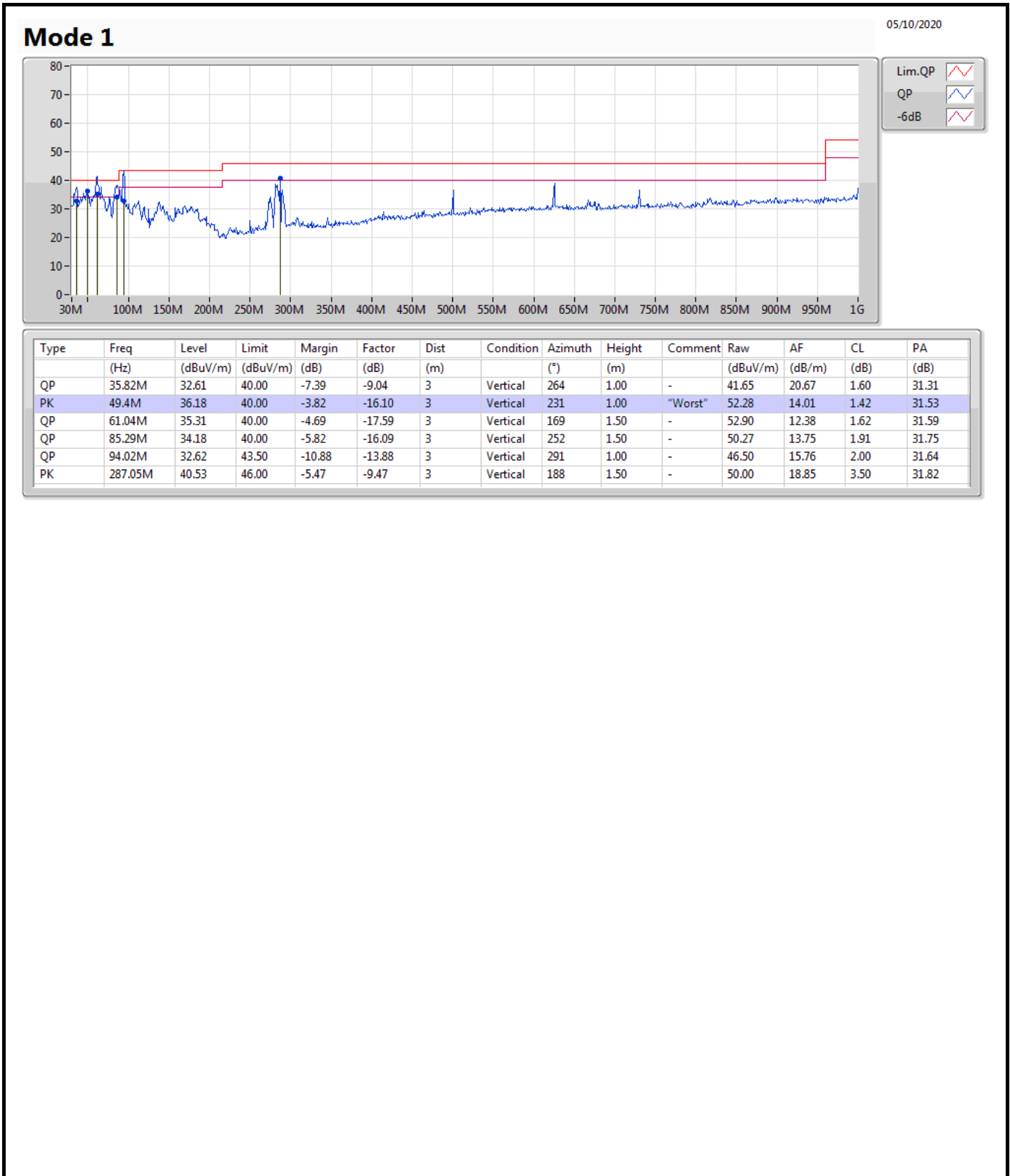


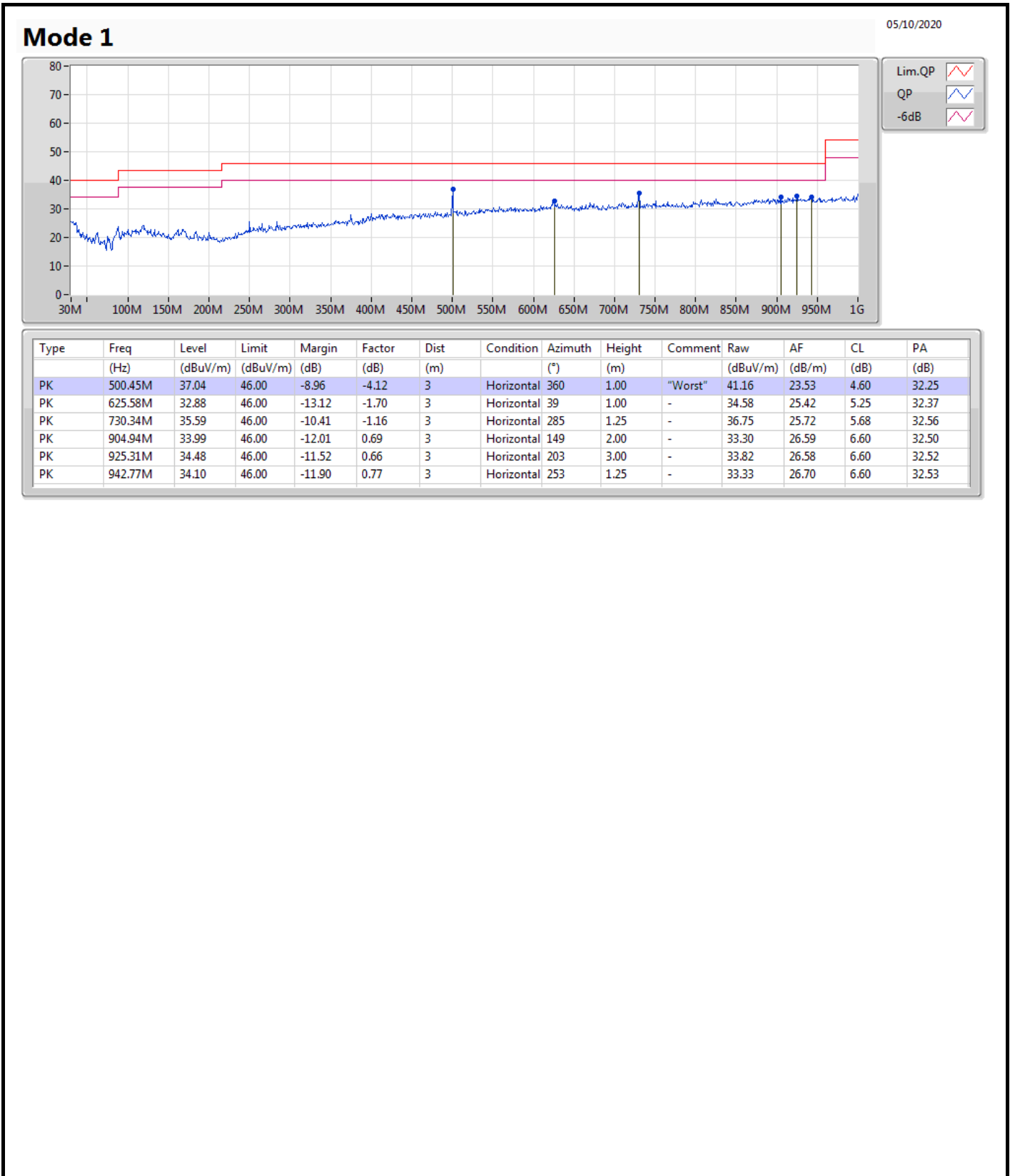




**Summary**

Mode	Result	Type	Freq (Hz)	Level (dBuV/m)	Limit (dBuV/m)	Margin (dB)	Condition
Mode 1	Pass	PK	49.4M	36.18	40.00	-3.82	Vertical







Test Mode: Mode 1  
Summary

Mode	Result	Type	Freq (Hz)	Level (dBuV/m)	Limit (dBuV/m)	Margin (dB)	Dist (m)	Condition	Azimuth (°)	Height (m)	Comments
2.4-2.4835GHz	-	-	-	-	-	-	-	-	-	-	-
VHT40_Nss1,(MCS0)_2TX	Pass	AV	2.3894G	53.98	54.00	-0.02	3	Vertical	244	2.11	-

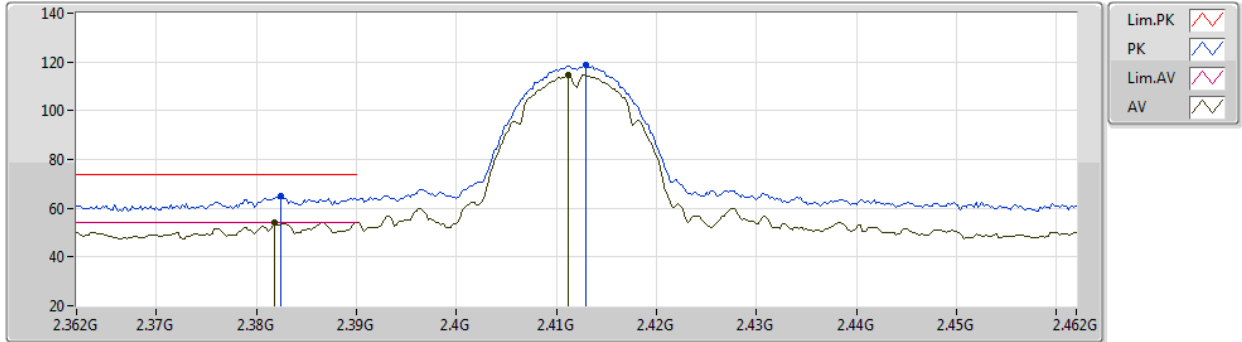


Test Mode: Mode 1

802.11b\_Nss1,(1Mbps)\_2TX

05/10/2020

2412MHz\_TX



EUT\_Y\_2TX  
Setting 87  
03-C-W-3

Type	Freq (Hz)	Level (dBuV/m)	Limit (dBuV/m)	Margin (dB)	Raw (dBuV)	Dist (m)	Condition	Azimuth (°)	Height (m)	Comment	AF (dB)	CL (dB)	PA (dB)
PK	2.3824G	64.75	74.00	-9.25	32.66	3	Vertical	274	1.57	-	28.10	3.99	-
AV	2.3818G	53.95	54.00	-0.05	21.86	3	Vertical	274	1.57	-	28.10	3.99	-
PK	2.413G	118.60	Inf	-Inf	86.45	3	Vertical	274	1.57	-	28.13	4.02	-
AV	2.4112G	114.59	Inf	-Inf	82.45	3	Vertical	274	1.57	-	28.12	4.02	-

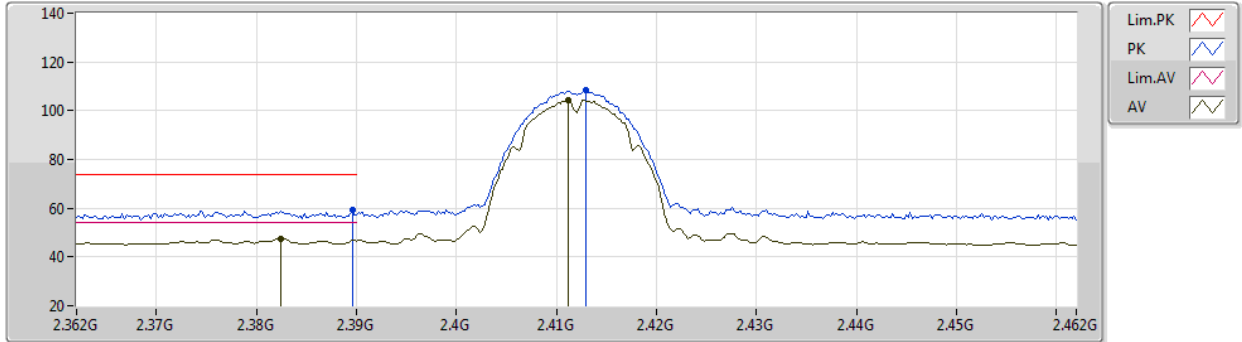


Test Mode: Mode 1

802.11b\_Nss1,(1Mbps)\_2TX

05/10/2020

2412MHz\_TX



EUT Y\_2TX  
Setting 87  
03-C-W-3

Type	Freq (Hz)	Level (dBuV/m)	Limit (dBuV/m)	Margin (dB)	Raw (dBuV)	Dist (m)	Condition	Azimuth (°)	Height (m)	Comment	AF (dB)	CL (dB)	PA (dB)
PK	2.3896G	59.14	74.00	-14.86	27.05	3	Horizontal	254	2.71	-	28.10	3.99	-
AV	2.3824G	47.58	54.00	-6.42	15.49	3	Horizontal	254	2.71	-	28.10	3.99	-
PK	2.413G	108.24	Inf	-Inf	76.09	3	Horizontal	254	2.71	-	28.13	4.02	-
AV	2.4112G	104.26	Inf	-Inf	72.12	3	Horizontal	254	2.71	-	28.12	4.02	-

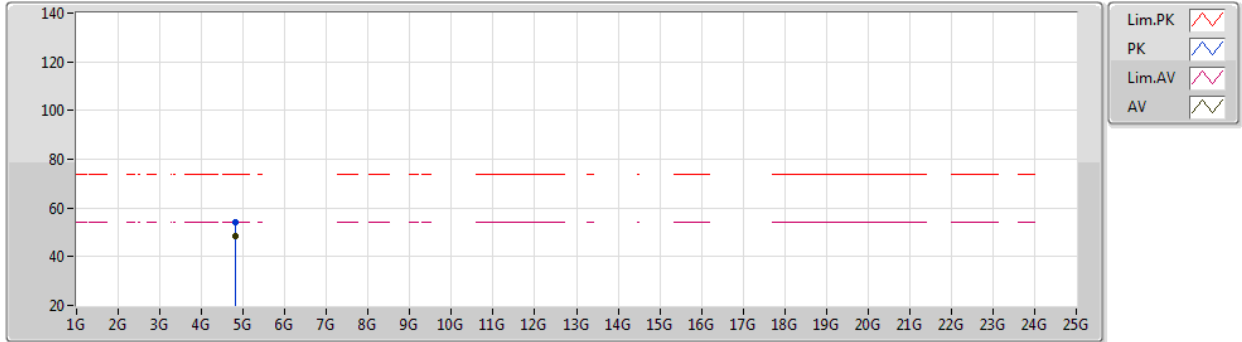


Test Mode: Mode 1

802.11b\_Nss1,(1Mbps)\_2TX

05/10/2020

2412MHz\_TX



EUT Y\_2TX  
Setting 87  
03-C-W-3

Type	Freq (Hz)	Level (dBuV/m)	Limit (dBuV/m)	Margin (dB)	Raw (dBuV)	Dist (m)	Condition	Azimuth (°)	Height (m)	Comment	AF (dB)	CL (dB)	PA (dB)
PK	4.82378G	54.08	74.00	-19.92	49.57	3	Vertical	87	1.67	-	33.30	6.51	35.30
AV	4.82395G	48.67	54.00	-5.33	44.16	3	Vertical	87	1.67	-	33.30	6.51	35.30

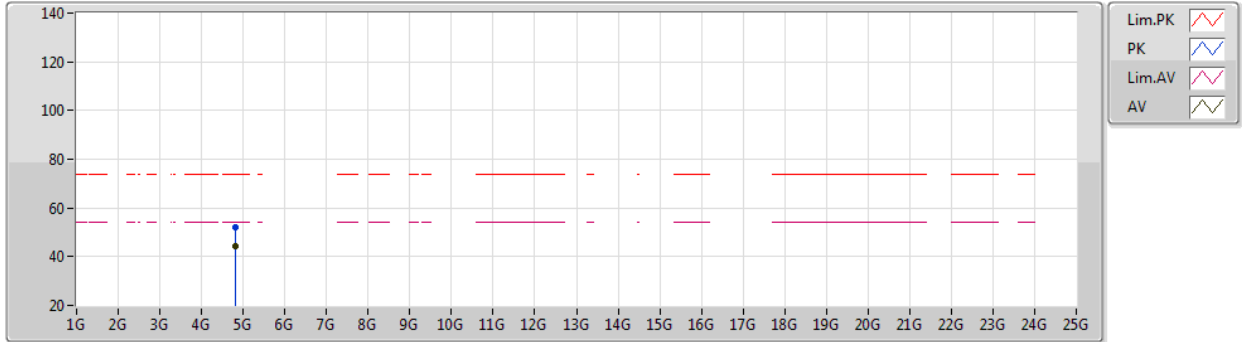


Test Mode: Mode 1

802.11b\_Nss1,(1Mbps)\_2TX

05/10/2020

2412MHz\_TX



EUT\_Y\_2TX  
Setting 87  
03-C-W-3

Type	Freq (Hz)	Level (dBuV/m)	Limit (dBuV/m)	Margin (dB)	Raw (dBuV)	Dist (m)	Condition	Azimuth (°)	Height (m)	Comment	AF (dB)	CL (dB)	PA (dB)
PK	4.82404G	52.27	74.00	-21.73	47.76	3	Horizontal	45	2.59	-	33.30	6.51	35.30
AV	4.82396G	44.07	54.00	-9.93	39.56	3	Horizontal	45	2.59	-	33.30	6.51	35.30



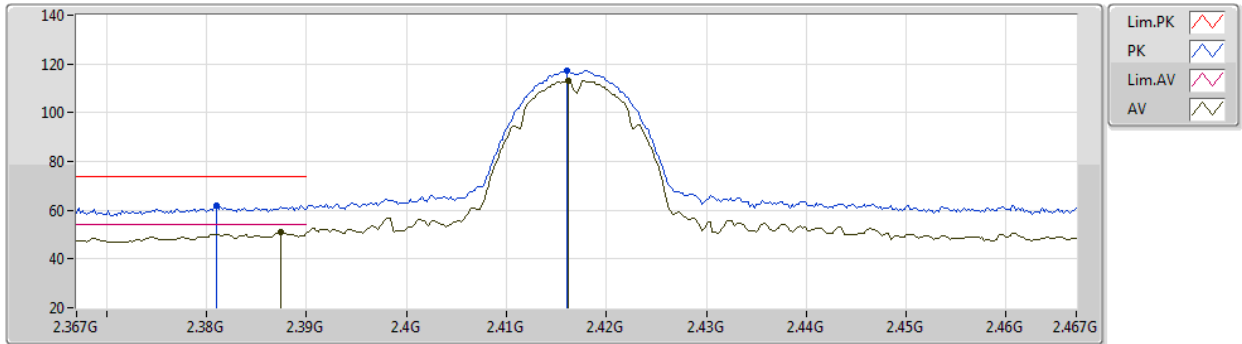


Test Mode: Mode 1

802.11b\_Nss1,(1Mbps)\_2TX

05/10/2020

2417MHz\_TX



EUT Y\_2TX  
Setting 85  
03-C-W-3

Type	Freq (Hz)	Level (dBuV/m)	Limit (dBuV/m)	Margin (dB)	Raw (dBuV)	Dist (m)	Condition	Azimuth (°)	Height (m)	Comment	AF (dB)	CL (dB)	PA (dB)
PK	2.381G	62.15	74.00	-11.85	30.06	3	Vertical	271	1.57	-	28.10	3.99	-
AV	2.3874G	50.99	54.00	-3.01	18.90	3	Vertical	271	1.57	-	28.10	3.99	-
PK	2.416G	117.25	Inf	-Inf	85.10	3	Vertical	271	1.57	-	28.13	4.02	-
AV	2.4162G	113.27	Inf	-Inf	81.12	3	Vertical	271	1.57	-	28.13	4.02	-

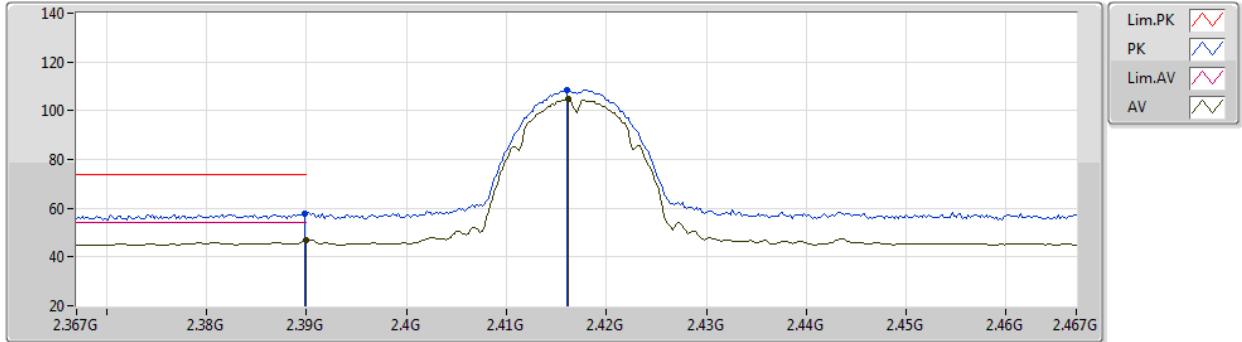


Test Mode: Mode 1

802.11b\_Nss1,(1Mbps)\_2TX

05/10/2020

2417MHz\_TX



EUT Y\_2TX  
Setting 85  
03-C-W-3

Type	Freq (Hz)	Level (dBuV/m)	Limit (dBuV/m)	Margin (dB)	Raw (dBuV)	Dist (m)	Condition	Azimuth (°)	Height (m)	Comment	AF (dB)	CL (dB)	PA (dB)
PK	2.3898G	57.51	74.00	-16.49	25.42	3	Horizontal	108	1.20	-	28.10	3.99	-
AV	2.39G	46.94	54.00	-7.06	14.84	3	Horizontal	108	1.20	-	28.10	4.00	-
PK	2.416G	108.66	Inf	-Inf	76.51	3	Horizontal	108	1.20	-	28.13	4.02	-
AV	2.4162G	104.75	Inf	-Inf	72.60	3	Horizontal	108	1.20	-	28.13	4.02	-

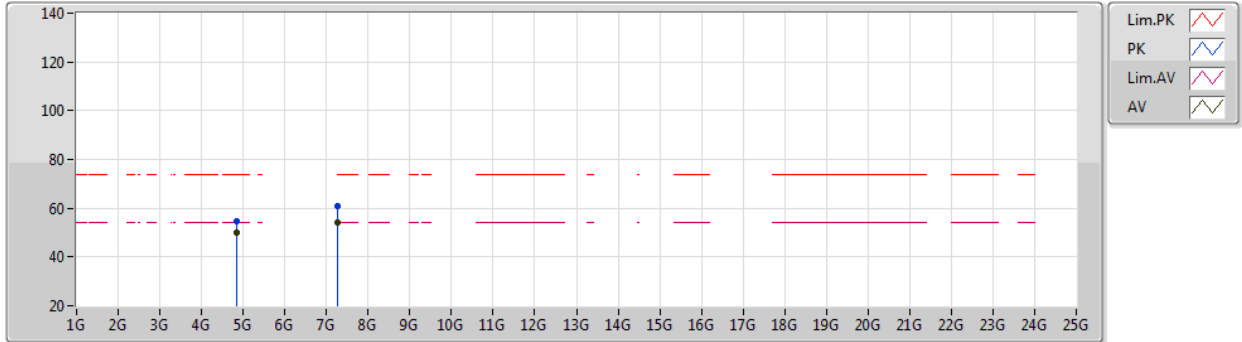


Test Mode: Mode 1

802.11b\_Nss1,(1Mbps)\_2TX

05/10/2020

2417MHz\_TX



EUT Y\_2TX  
Setting 85  
03-C-W-3

Type	Freq (Hz)	Level (dBuV/m)	Limit (dBuV/m)	Margin (dB)	Raw (dBuV)	Dist (m)	Condition	Azimuth (°)	Height (m)	Comment	AF (dB)	CL (dB)	PA (dB)
PK	4.83405G	54.84	74.00	-19.16	50.29	3	Vertical	78	1.68	-	33.34	6.52	35.31
AV	4.83389G	50.12	54.00	-3.88	45.57	3	Vertical	78	1.68	-	33.34	6.52	35.31
PK	7.25002G	60.88	74.00	-13.12	51.63	3	Vertical	62	1.47	-	36.50	8.13	35.38
AV	7.2502G	53.95	54.00	-0.05	44.70	3	Vertical	62	1.47	-	36.50	8.13	35.38

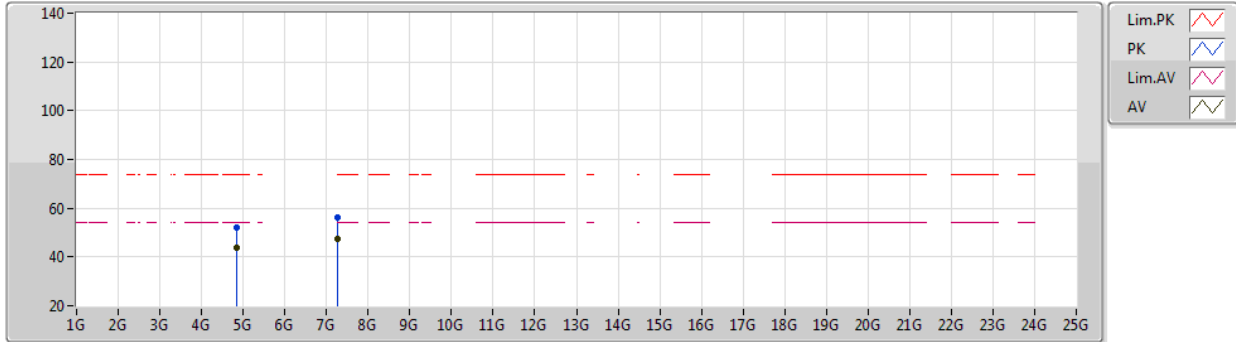


Test Mode: Mode 1

802.11b\_Nss1,(1Mbps)\_2TX

05/10/2020

2417MHz\_TX



EUT Y\_2TX  
Setting 85  
03-C-W-3

Type	Freq (Hz)	Level (dBuV/m)	Limit (dBuV/m)	Margin (dB)	Raw (dBuV)	Dist (m)	Condition	Azimuth (°)	Height (m)	Comment	AF (dB)	CL (dB)	PA (dB)
PK	4.83387G	51.94	74.00	-22.06	47.39	3	Horizontal	43	2.58	-	33.34	6.52	35.31
AV	4.83396G	43.80	54.00	-10.20	39.25	3	Horizontal	43	2.58	-	33.34	6.52	35.31
PK	7.25005G	56.13	74.00	-17.87	46.88	3	Horizontal	63	2.02	-	36.50	8.13	35.38
AV	7.25024G	47.43	54.00	-6.57	38.18	3	Horizontal	63	2.02	-	36.50	8.13	35.38

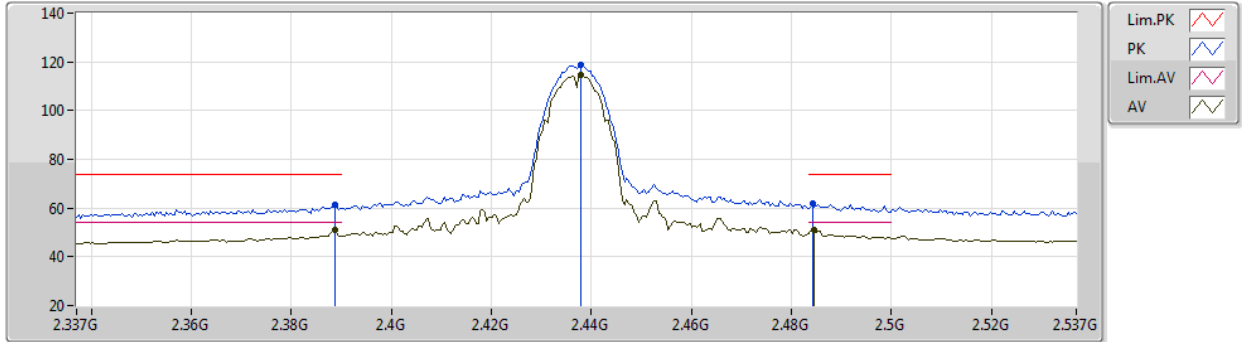


Test Mode: Mode 1

802.11b\_Nss1,(1Mbps)\_2TX

05/10/2020

2437MHz\_TX



EUT\_Y\_2TX  
Setting 87  
03-C-W-3

Type	Freq (Hz)	Level (dBuV/m)	Limit (dBuV/m)	Margin (dB)	Raw (dBuV)	Dist (m)	Condition	Azimuth (°)	Height (m)	Comment	AF (dB)	CL (dB)	PA (dB)
PK	2.3886G	61.13	74.00	-12.87	29.04	3	Vertical	273	2.09	-	28.10	3.99	-
AV	2.3886G	50.84	54.00	-3.16	18.75	3	Vertical	273	2.09	-	28.10	3.99	-
PK	2.4378G	118.79	Inf	-Inf	86.55	3	Vertical	273	2.09	-	28.18	4.06	-
AV	2.4378G	114.63	Inf	-Inf	82.39	3	Vertical	273	2.09	-	28.18	4.06	-
PK	2.4842G	62.09	74.00	-11.91	29.55	3	Vertical	273	2.09	-	28.41	4.13	-
AV	2.4846G	50.87	54.00	-3.13	18.33	3	Vertical	273	2.09	-	28.41	4.13	-

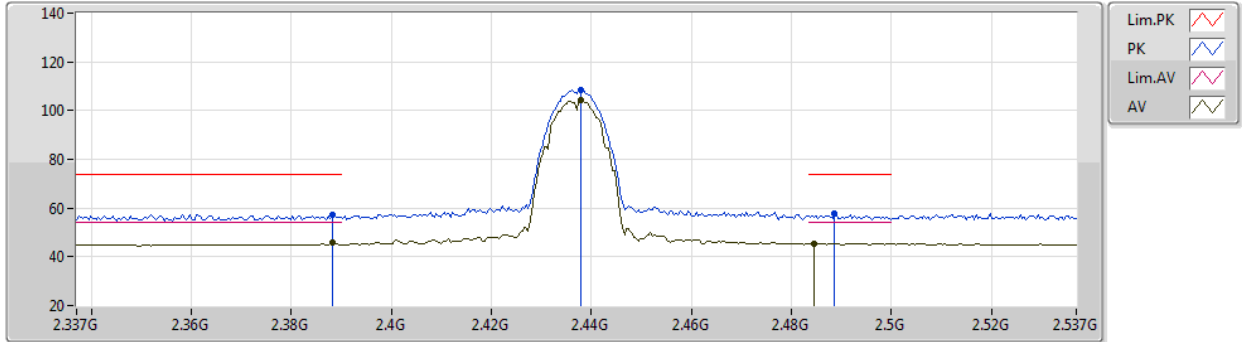


Test Mode: Mode 1

802.11b\_Nss1,(1Mbps)\_2TX

05/10/2020

2437MHz\_TX



EUT\_Y\_2TX  
Setting 87  
03-C-W-3

Type	Freq (Hz)	Level (dBuV/m)	Limit (dBuV/m)	Margin (dB)	Raw (dBuV)	Dist (m)	Condition	Azimuth (°)	Height (m)	Comment	AF (dB)	CL (dB)	PA (dB)
PK	2.3882G	57.38	74.00	-16.62	25.29	3	Horizontal	270	2.52	-	28.10	3.99	-
AV	2.3882G	45.67	54.00	-8.33	13.58	3	Horizontal	270	2.52	-	28.10	3.99	-
PK	2.4378G	108.43	Inf	-Inf	76.19	3	Horizontal	270	2.52	-	28.18	4.06	-
AV	2.4378G	104.46	Inf	-Inf	72.22	3	Horizontal	270	2.52	-	28.18	4.06	-
PK	2.4886G	57.78	74.00	-16.22	25.22	3	Horizontal	270	2.52	-	28.43	4.13	-
AV	2.4846G	45.54	54.00	-8.46	13.00	3	Horizontal	270	2.52	-	28.41	4.13	-

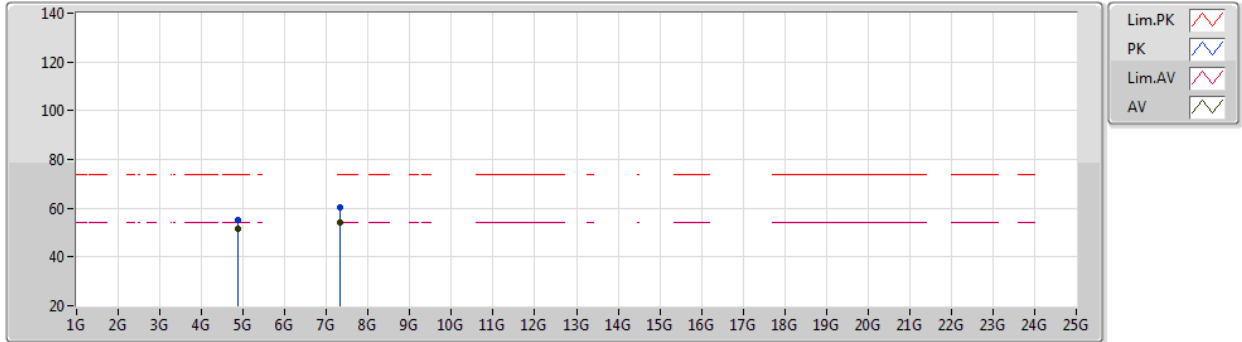


Test Mode: Mode 1

802.11b\_Nss1,(1Mbps)\_2TX

05/10/2020

2437MHz\_TX



EUT Y\_2TX  
Setting 87  
03-C-W-3

Type	Freq (Hz)	Level (dBuV/m)	Limit (dBuV/m)	Margin (dB)	Raw (dBuV)	Dist (m)	Condition	Azimuth (°)	Height (m)	Comment	AF (dB)	CL (dB)	PA (dB)
PK	4.874G	55.39	74.00	-18.61	50.71	3	Vertical	351	1.57	-	33.50	6.54	35.36
AV	4.87396G	51.58	54.00	-2.42	46.90	3	Vertical	351	1.57	-	33.50	6.54	35.36
PK	7.31182G	60.44	74.00	-13.56	50.92	3	Vertical	341	1.56	-	36.75	8.16	35.39
AV	7.31168G	53.89	54.00	-0.11	44.37	3	Vertical	341	1.56	-	36.75	8.16	35.39

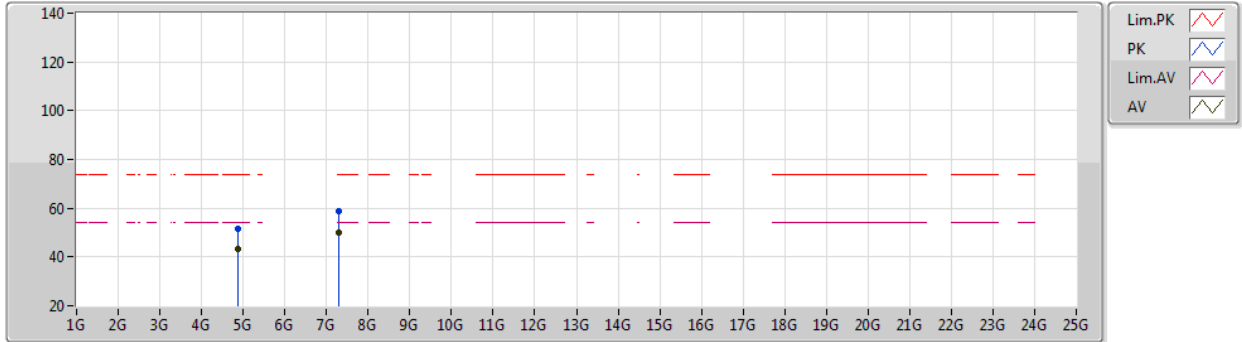


Test Mode: Mode 1

802.11b\_Nss1,(1Mbps)\_2TX

05/10/2020

2437MHz\_TX



EUT Y\_2TX  
Setting 87  
03-C-W-3

Type	Freq (Hz)	Level (dBuV/m)	Limit (dBuV/m)	Margin (dB)	Raw (dBuV)	Dist (m)	Condition	Azimuth (°)	Height (m)	Comment	AF (dB)	CL (dB)	PA (dB)
PK	4.87404G	51.45	74.00	-22.55	46.77	3	Horizontal	42	2.68	-	33.50	6.54	35.36
AV	4.87396G	43.14	54.00	-10.86	38.46	3	Horizontal	42	2.68	-	33.50	6.54	35.36
PK	7.30993G	58.64	74.00	-15.36	49.14	3	Horizontal	301	2.77	-	36.74	8.15	35.39
AV	7.30973G	49.84	54.00	-4.16	40.34	3	Horizontal	301	2.77	-	36.74	8.15	35.39



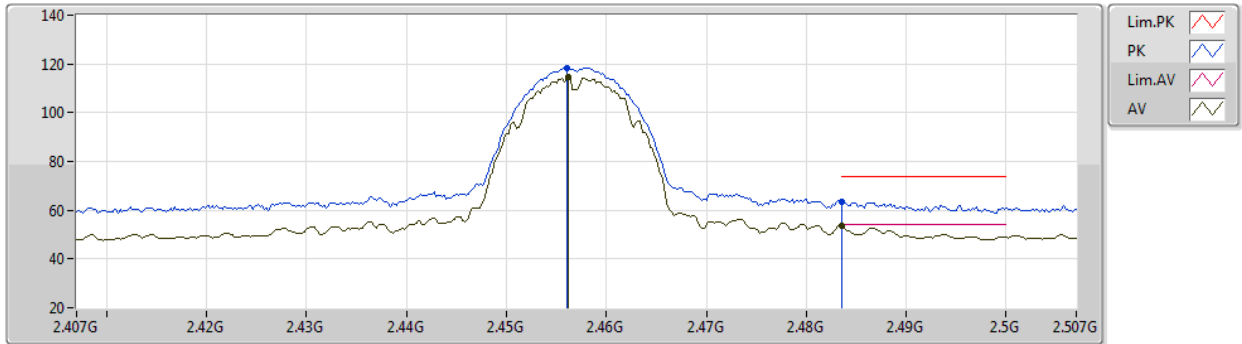


Test Mode: Mode 1

802.11b\_Nss1,(1Mbps)\_2TX

05/10/2020

2457MHz\_TX



EUT Y\_2TX  
Setting 83  
03-C-J-7

Type	Freq (Hz)	Level (dBuV/m)	Limit (dBuV/m)	Margin (dB)	Raw (dBuV)	Dist (m)	Condition	Azimuth (°)	Height (m)	Comment	AF (dB)	CL (dB)	PA (dB)
PK	2.456G	118.51	Inf	-Inf	86.19	3	Vertical	231	2.05	-	28.24	4.08	-
AV	2.4562G	114.59	Inf	-Inf	82.27	3	Vertical	231	2.05	-	28.24	4.08	-
PK	2.4836G	63.69	74.00	-10.31	31.16	3	Vertical	231	2.05	-	28.40	4.13	-
AV	2.4835G	53.79	54.00	-0.21	21.26	3	Vertical	231	2.05	-	28.40	4.13	-

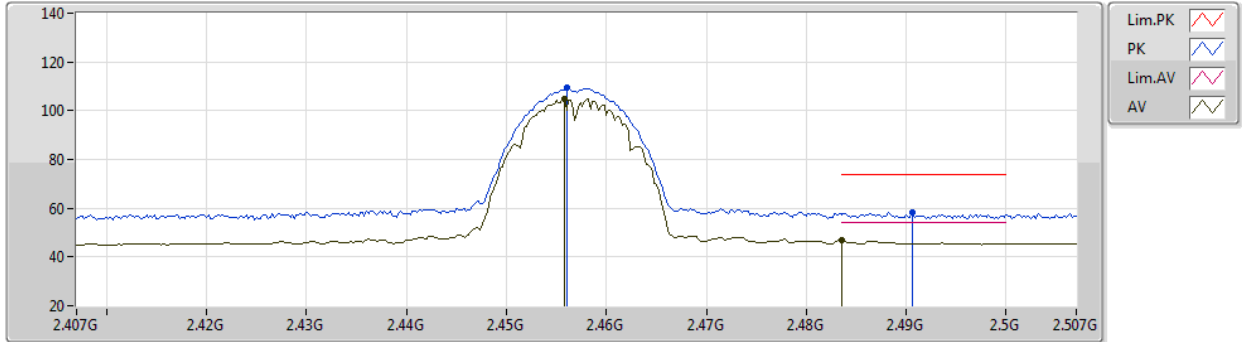


Test Mode: Mode 1

802.11b\_Nss1,(1Mbps)\_2TX

05/10/2020

2457MHz\_TX



EUT\_Y\_2TX  
Setting 83  
03-C-J-7

Type	Freq (Hz)	Level (dBuV/m)	Limit (dBuV/m)	Margin (dB)	Raw (dBuV)	Dist (m)	Condition	Azimuth (°)	Height (m)	Comment	AF (dB)	CL (dB)	PA (dB)
PK	2.456G	109.25	Inf	-Inf	76.93	3	Horizontal	66	2.96	-	28.24	4.08	-
AV	2.4558G	104.77	Inf	-Inf	72.46	3	Horizontal	66	2.96	-	28.23	4.08	-
PK	2.4906G	58.32	74.00	-15.68	25.74	3	Horizontal	66	2.96	-	28.44	4.14	-
AV	2.4835G	46.71	54.00	-7.29	14.18	3	Horizontal	66	2.96	-	28.40	4.13	-

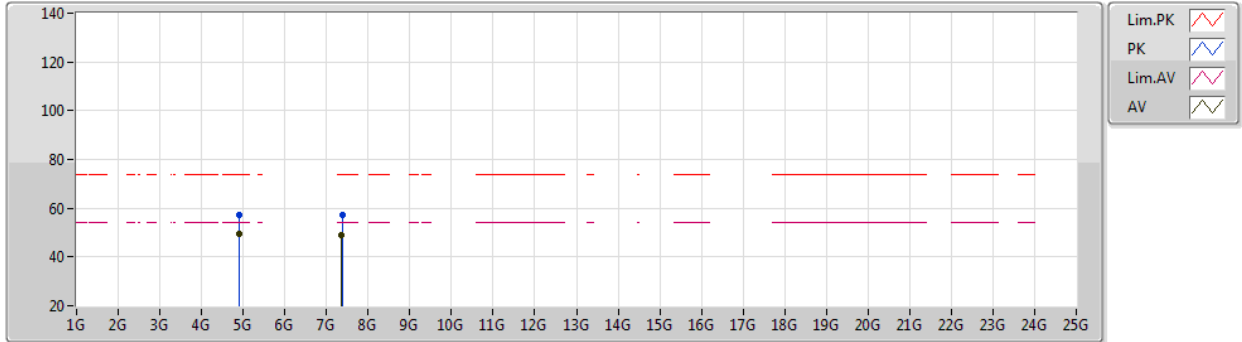


Test Mode: Mode 1

802.11b\_Nss1,(1Mbps)\_2TX

05/10/2020

2457MHz\_TX



EUT Y\_2TX  
Setting 83  
03-C-J-7

Type	Freq (Hz)	Level (dBuV/m)	Limit (dBuV/m)	Margin (dB)	Raw (dBuV)	Dist (m)	Condition	Azimuth (°)	Height (m)	Comment	AF (dB)	CL (dB)	PA (dB)
PK	4.91394G	56.99	74.00	-17.01	52.29	3	Vertical	168	2.13	-	33.54	6.56	35.40
AV	4.91385G	49.33	54.00	-4.67	44.63	3	Vertical	168	2.13	-	33.54	6.56	35.40
PK	7.37186G	57.46	74.00	-16.54	47.82	3	Vertical	333	1.41	-	36.86	8.19	35.41
AV	7.37019G	48.91	54.00	-5.09	39.27	3	Vertical	333	1.41	-	36.86	8.19	35.41

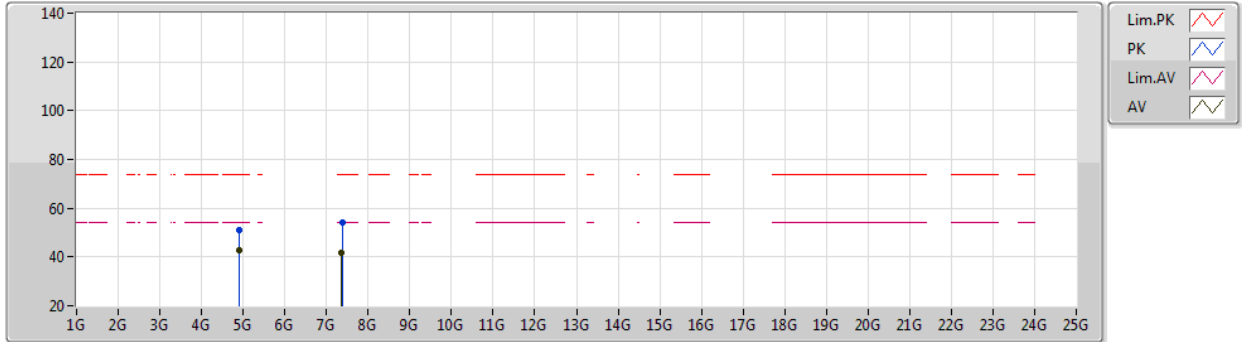


Test Mode: Mode 1

802.11b\_Nss1,(1Mbps)\_2TX

05/10/2020

2457MHz\_TX



EUT Y\_2TX  
Setting 83  
03-C-J-7

Type	Freq (Hz)	Level (dBuV/m)	Limit (dBuV/m)	Margin (dB)	Raw (dBuV)	Dist (m)	Condition	Azimuth (°)	Height (m)	Comment	AF (dB)	CL (dB)	PA (dB)
PK	4.91388G	50.81	74.00	-23.19	46.11	3	Horizontal	46	2.85	-	33.54	6.56	35.40
AV	4.91395G	42.51	54.00	-11.49	37.81	3	Horizontal	46	2.85	-	33.54	6.56	35.40
PK	7.37192G	54.32	74.00	-19.68	44.68	3	Horizontal	91	1.80	-	36.86	8.19	35.41
AV	7.37015G	41.69	54.00	-12.31	32.05	3	Horizontal	91	1.80	-	36.86	8.19	35.41

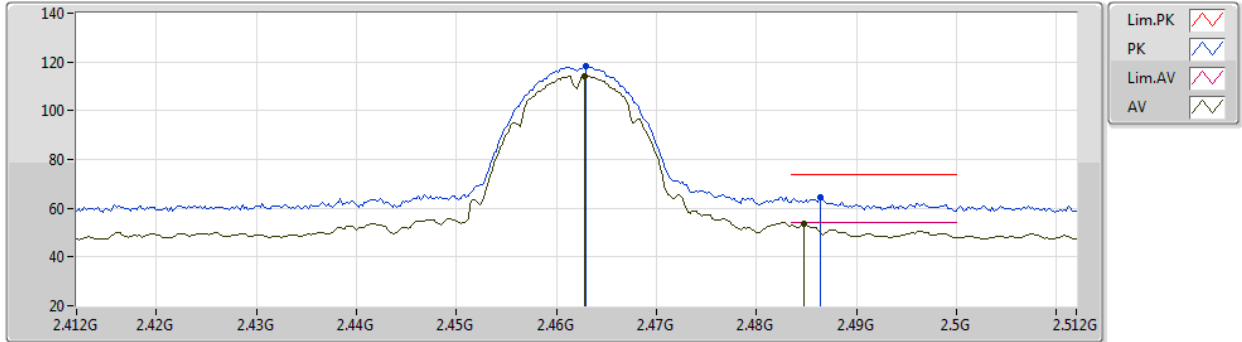


Test Mode: Mode 1

802.11b\_Nss1,(1Mbps)\_2TX

05/10/2020

2462MHz\_TX



EUT\_Y\_2TX  
Setting 84  
03-C-J-7

Type	Freq (Hz)	Level (dBuV/m)	Limit (dBuV/m)	Margin (dB)	Raw (dBuV)	Dist (m)	Condition	Azimuth (°)	Height (m)	Comment	AF (dB)	CL (dB)	PA (dB)
PK	2.463G	118.40	Inf	-Inf	86.03	3	Vertical	66	1.80	-	28.28	4.09	-
AV	2.4628G	114.26	Inf	-Inf	81.89	3	Vertical	66	1.80	-	28.28	4.09	-
PK	2.4864G	64.65	74.00	-9.35	32.10	3	Vertical	66	1.80	-	28.42	4.13	-
AV	2.4848G	53.77	54.00	-0.23	21.23	3	Vertical	66	1.80	-	28.41	4.13	-

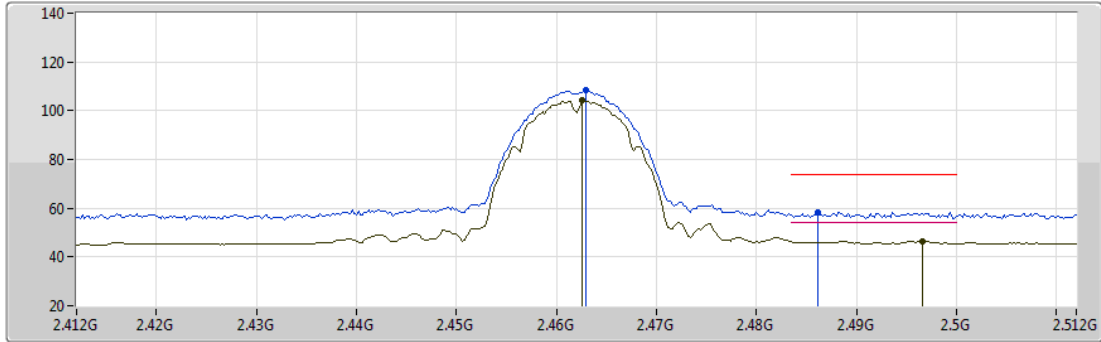


Test Mode: Mode 1

802.11b\_Nss1,(1Mbps)\_2TX

05/10/2020

2462MHz\_TX



EUT\_Y\_2TX  
Setting 84  
03-C-J-7

Type	Freq (Hz)	Level (dBuV/m)	Limit (dBuV/m)	Margin (dB)	Raw (dBuV)	Dist (m)	Condition	Azimuth (°)	Height (m)	Comment	AF (dB)	CL (dB)	PA (dB)
PK	2.463G	108.33	Inf	-Inf	75.96	3	Horizontal	269	2.74	-	28.28	4.09	-
AV	2.4626G	104.11	Inf	-Inf	71.74	3	Horizontal	269	2.74	-	28.28	4.09	-
PK	2.4862G	58.43	74.00	-15.57	25.88	3	Horizontal	269	2.74	-	28.42	4.13	-
AV	2.4966G	46.59	54.00	-7.41	13.97	3	Horizontal	269	2.74	-	28.48	4.14	-

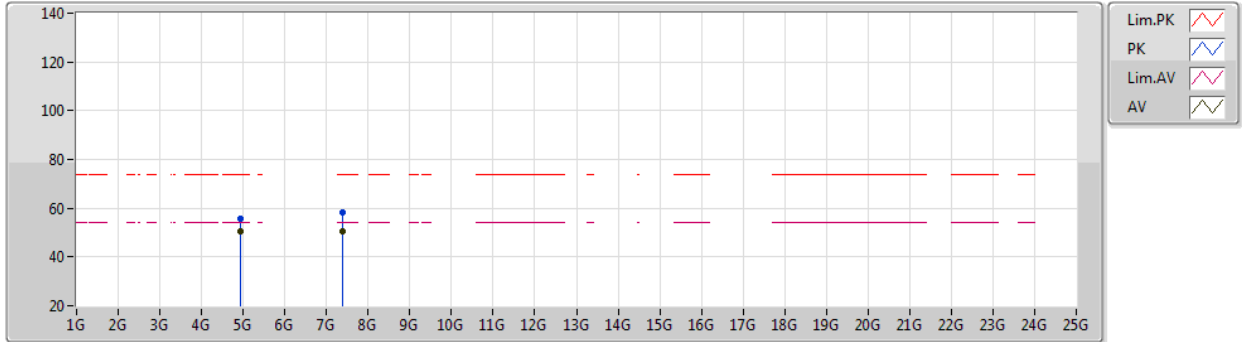


Test Mode: Mode 1

802.11b\_Nss1,(1Mbps)\_2TX

05/10/2020

2462MHz\_TX

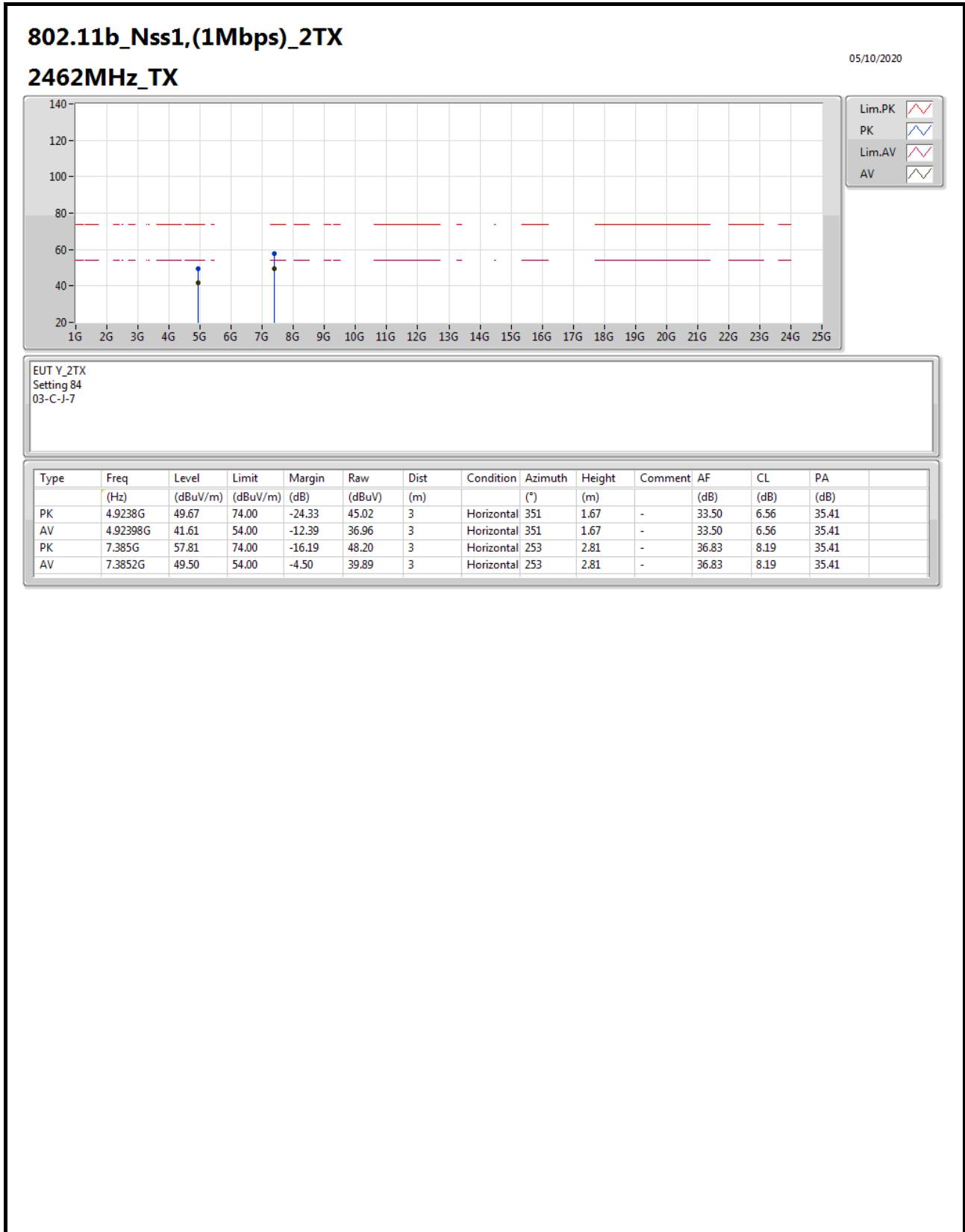


EUT Y\_2TX  
Setting 84  
03-C-J-7

Type	Freq (Hz)	Level (dBuV/m)	Limit (dBuV/m)	Margin (dB)	Raw (dBuV)	Dist (m)	Condition	Azimuth (°)	Height (m)	Comment	AF (dB)	CL (dB)	PA (dB)
PK	4.92405G	55.65	74.00	-18.35	51.00	3	Vertical	81	1.80	-	33.50	6.56	35.41
AV	4.9239G	50.31	54.00	-3.69	45.66	3	Vertical	81	1.80	-	33.50	6.56	35.41
PK	7.38498G	58.51	74.00	-15.49	48.90	3	Vertical	266	1.45	-	36.83	8.19	35.41
AV	7.38522G	50.69	54.00	-3.31	41.08	3	Vertical	266	1.45	-	36.83	8.19	35.41



Test Mode: Mode 1





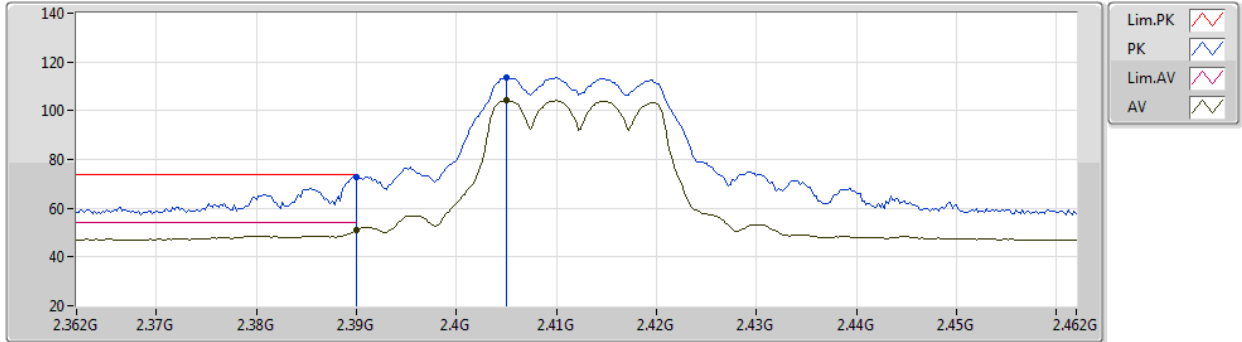


Test Mode: Mode 1

802.11g\_Nss1,(6Mbps)\_2TX

05/10/2020

2412MHz\_TX



EUT Y\_2TX  
Setting 67  
03-C-J-7

Type	Freq (Hz)	Level (dBuV/m)	Limit (dBuV/m)	Margin (dB)	Raw (dBuV)	Dist (m)	Condition	Azimuth (°)	Height (m)	Comment	AF (dB)	CL (dB)	PA (dB)
PK	2.39G	72.85	74.00	-1.15	40.75	3	Vertical	236	2.21	-	28.10	4.00	-
AV	2.39G	50.97	54.00	-3.03	18.87	3	Vertical	236	2.21	-	28.10	4.00	-
PK	2.405G	113.61	Inf	-Inf	81.49	3	Vertical	236	2.21	-	28.11	4.01	-
AV	2.405G	104.11	Inf	-Inf	71.99	3	Vertical	236	2.21	-	28.11	4.01	-

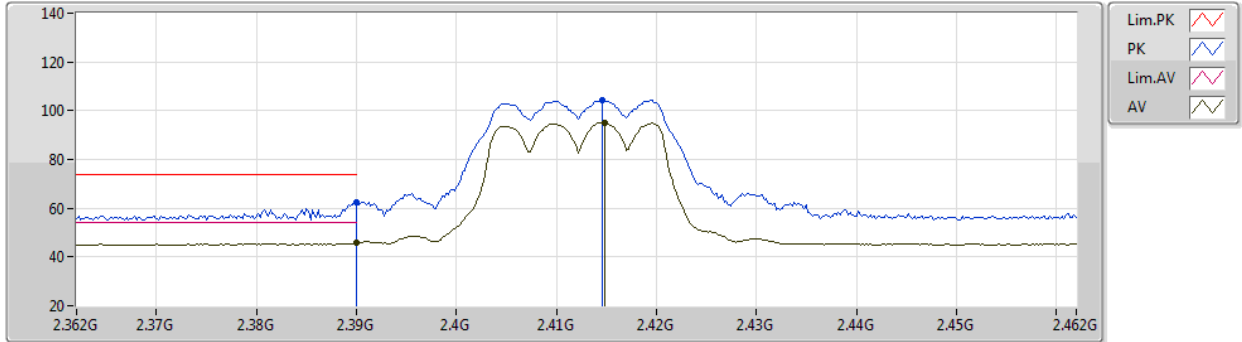


Test Mode: Mode 1

802.11g\_Nss1,(6Mbps)\_2TX

05/10/2020

2412MHz\_TX



EUT Y\_2TX  
Setting 67  
03-C-J-7

Type	Freq (Hz)	Level (dBuV/m)	Limit (dBuV/m)	Margin (dB)	Raw (dBuV)	Dist (m)	Condition	Azimuth (°)	Height (m)	Comment	AF (dB)	CL (dB)	PA (dB)
PK	2.39G	62.64	74.00	-11.36	30.54	3	Horizontal	73	2.65	-	28.10	4.00	-
AV	2.39G	45.87	54.00	-8.13	13.77	3	Horizontal	73	2.65	-	28.10	4.00	-
PK	2.4146G	104.52	Inf	-Inf	72.37	3	Horizontal	73	2.65	-	28.13	4.02	-
AV	2.4148G	95.21	Inf	-Inf	63.06	3	Horizontal	73	2.65	-	28.13	4.02	-

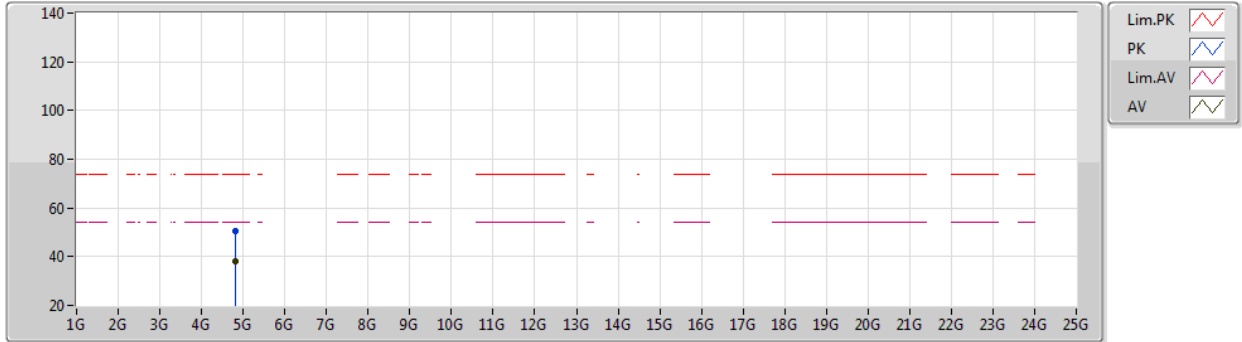


Test Mode: Mode 1

802.11g\_Nss1,(6Mbps)\_2TX

05/10/2020

2412MHz\_TX

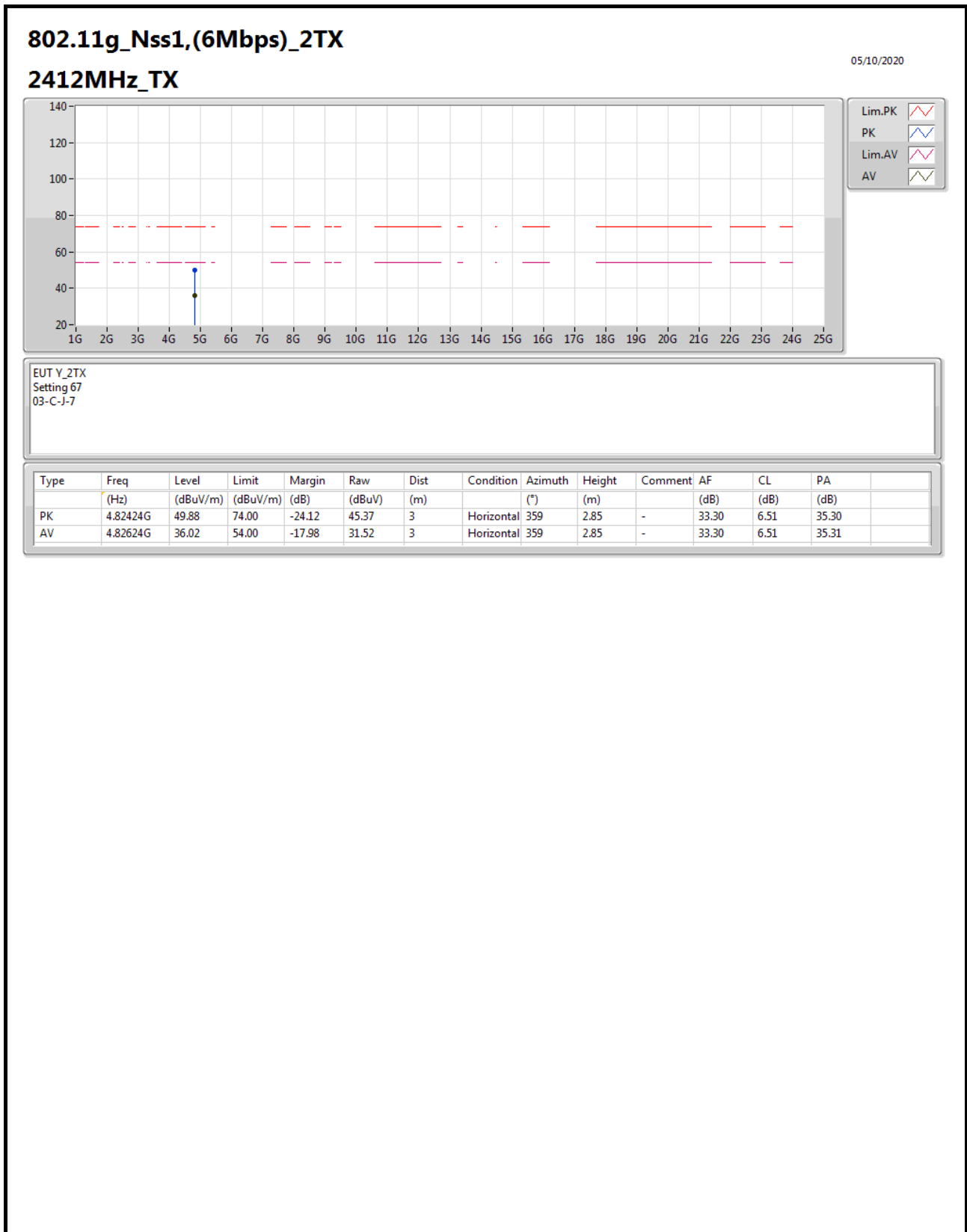


EUT Y\_2TX  
Setting 67  
03-C-J-7

Type	Freq (Hz)	Level (dBuV/m)	Limit (dBuV/m)	Margin (dB)	Raw (dBuV)	Dist (m)	Condition	Azimuth (°)	Height (m)	Comment	AF (dB)	CL (dB)	PA (dB)
PK	4.82016G	50.76	74.00	-23.24	46.27	3	Vertical	148	1.79	-	33.28	6.51	35.30
AV	4.82592G	38.03	54.00	-15.97	33.53	3	Vertical	148	1.79	-	33.30	6.51	35.31



Test Mode: Mode 1



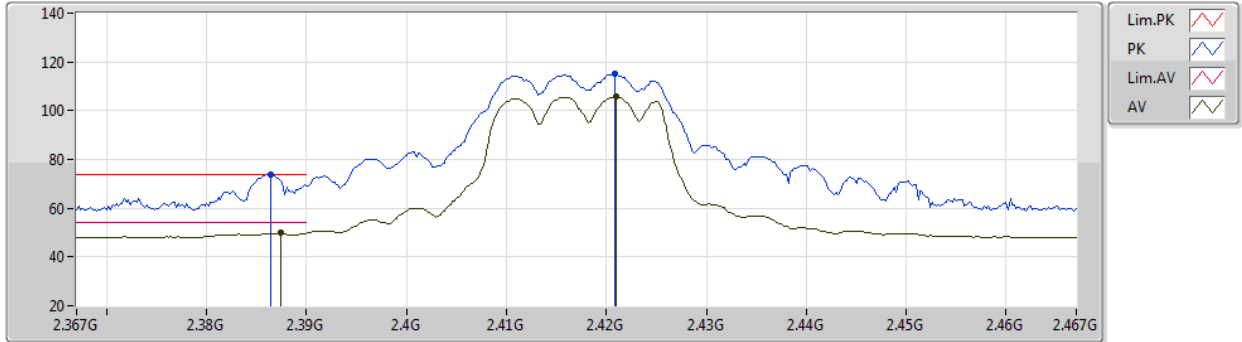


Test Mode: Mode 1

802.11g\_Nss1,(6Mbps)\_2TX

05/10/2020

2417MHz\_TX



EUT\_Y\_2TX  
Setting 74  
03-C-J-7

Type	Freq (Hz)	Level (dBuV/m)	Limit (dBuV/m)	Margin (dB)	Raw (dBuV)	Dist (m)	Condition	Azimuth (°)	Height (m)	Comment	AF (dB)	CL (dB)	PA (dB)
PK	2.3864G	73.96	74.00	-0.04	41.87	3	Vertical	254	1.83	-	28.10	3.99	-
AV	2.3874G	49.75	54.00	-4.25	17.66	3	Vertical	254	1.83	-	28.10	3.99	-
PK	2.4208G	115.14	Inf	-Inf	82.97	3	Vertical	254	1.83	-	28.14	4.03	-
AV	2.421G	105.93	Inf	-Inf	73.76	3	Vertical	254	1.83	-	28.14	4.03	-

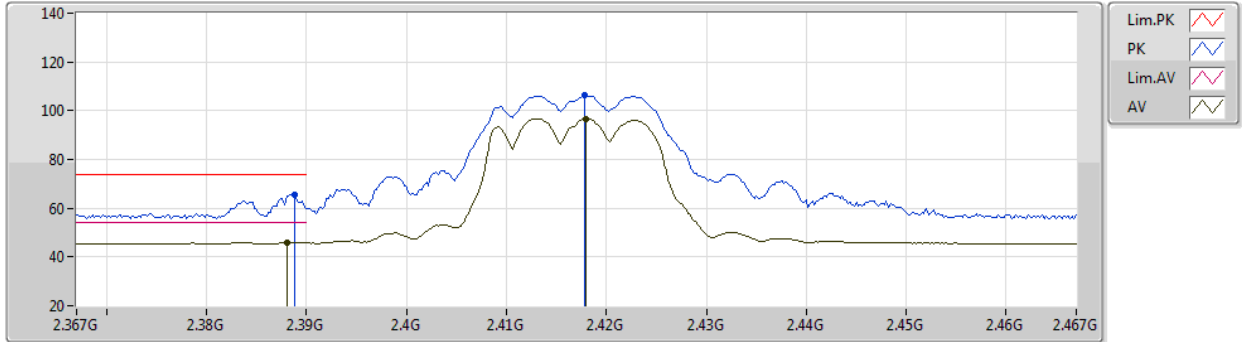


Test Mode: Mode 1

802.11g\_Nss1,(6Mbps)\_2TX

05/10/2020

2417MHz\_TX



EUT Y\_2TX  
Setting 74  
03-C-J-7

Type	Freq (Hz)	Level (dBuV/m)	Limit (dBuV/m)	Margin (dB)	Raw (dBuV)	Dist (m)	Condition	Azimuth (°)	Height (m)	Comment	AF (dB)	CL (dB)	PA (dB)
PK	2.3888G	65.67	74.00	-8.33	33.58	3	Horizontal	266	2.28	-	28.10	3.99	-
AV	2.388G	45.97	54.00	-8.03	13.88	3	Horizontal	266	2.28	-	28.10	3.99	-
PK	2.4178G	106.21	Inf	-Inf	74.04	3	Horizontal	266	2.28	-	28.14	4.03	-
AV	2.418G	96.79	Inf	-Inf	64.62	3	Horizontal	266	2.28	-	28.14	4.03	-

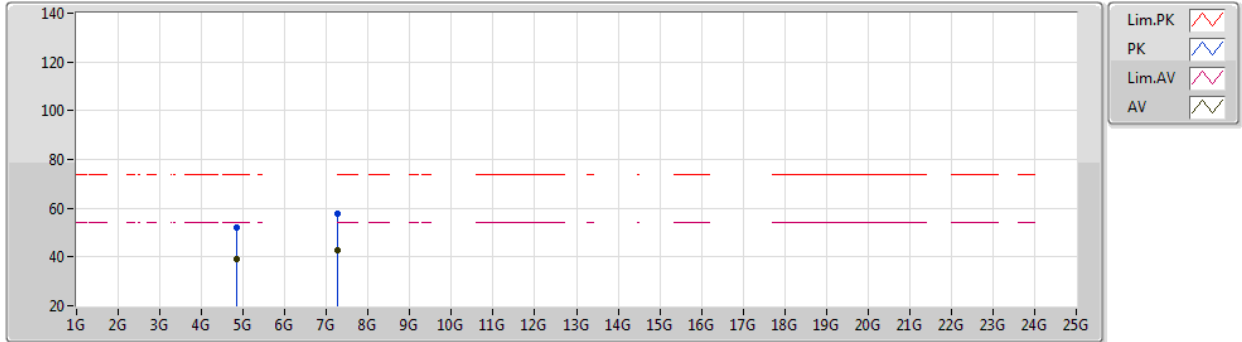


Test Mode: Mode 1

802.11g\_Nss1,(6Mbps)\_2TX

05/10/2020

2417MHz\_TX



EUT Y\_2TX  
Setting 74  
03-C-J-7

Type	Freq (Hz)	Level (dBuV/m)	Limit (dBuV/m)	Margin (dB)	Raw (dBuV)	Dist (m)	Condition	Azimuth (°)	Height (m)	Comment	AF (dB)	CL (dB)	PA (dB)
PK	4.8303G	52.01	74.00	-21.99	47.48	3	Vertical	60	1.80	-	33.32	6.52	35.31
AV	4.8356G	39.08	54.00	-14.92	34.54	3	Vertical	60	1.80	-	33.34	6.52	35.32
PK	7.2513G	57.81	74.00	-16.19	48.56	3	Vertical	59	1.56	-	36.50	8.13	35.38
AV	7.25112G	42.91	54.00	-11.09	33.66	3	Vertical	59	1.56	-	36.50	8.13	35.38

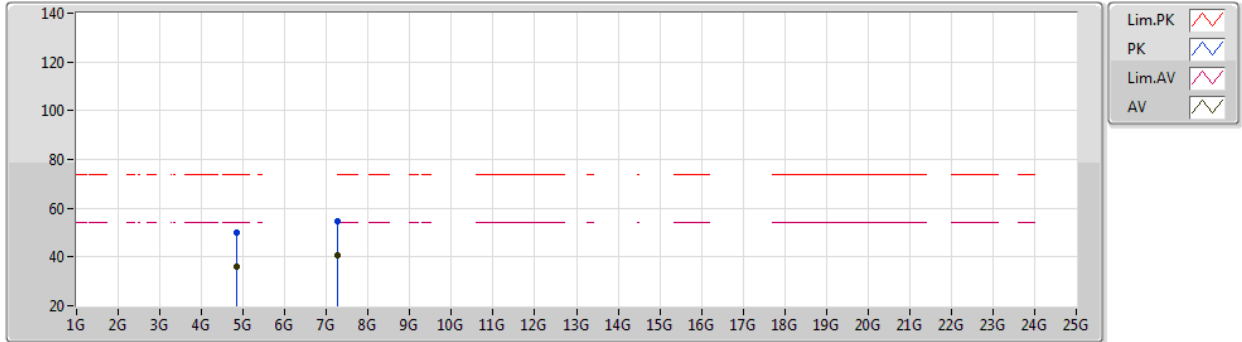


Test Mode: Mode 1

802.11g\_Nss1,(6Mbps)\_2TX

05/10/2020

2417MHz\_TX



EUT Y\_2TX  
Setting 74  
03-C-J-7

Type	Freq (Hz)	Level (dBuV/m)	Limit (dBuV/m)	Margin (dB)	Raw (dBuV)	Dist (m)	Condition	Azimuth (°)	Height (m)	Comment	AF (dB)	CL (dB)	PA (dB)
PK	4.843G	49.86	74.00	-24.14	45.29	3	Horizontal	54	1.78	-	33.37	6.52	35.32
AV	4.8349G	36.20	54.00	-17.80	31.65	3	Horizontal	54	1.78	-	33.34	6.52	35.31
PK	7.2518G	54.89	74.00	-19.11	45.63	3	Horizontal	63	2.79	-	36.51	8.13	35.38
AV	7.2513G	40.91	54.00	-13.09	31.65	3	Horizontal	63	2.79	-	36.51	8.13	35.38



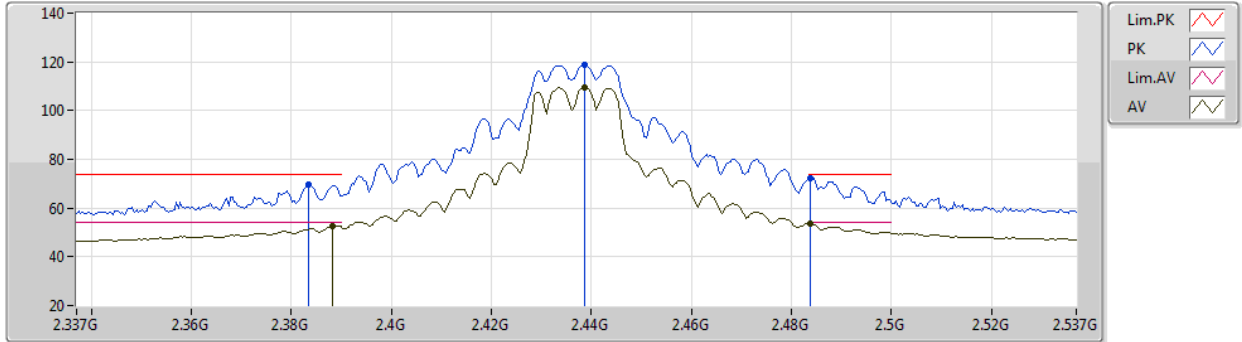


Test Mode: Mode 1

802.11g\_Nss1,(6Mbps)\_2TX

05/10/2020

2437MHz\_TX



EUT\_Y\_2TX  
Setting 89  
03-C-J-7

Type	Freq (Hz)	Level (dBuV/m)	Limit (dBuV/m)	Margin (dB)	Raw (dBuV)	Dist (m)	Condition	Azimuth (°)	Height (m)	Comment	AF (dB)	CL (dB)	PA (dB)
PK	2.3834G	69.90	74.00	-4.10	37.81	3	Vertical	257	2.10	-	28.10	3.99	-
AV	2.3882G	52.69	54.00	-1.31	20.60	3	Vertical	257	2.10	-	28.10	3.99	-
PK	2.4386G	118.84	Inf	-Inf	86.60	3	Vertical	257	2.10	-	28.18	4.06	-
AV	2.4386G	109.60	Inf	-Inf	77.36	3	Vertical	257	2.10	-	28.18	4.06	-
PK	2.4838G	72.33	74.00	-1.67	39.80	3	Vertical	257	2.10	-	28.40	4.13	-
AV	2.4838G	53.76	54.00	-0.24	21.23	3	Vertical	257	2.10	-	28.40	4.13	-

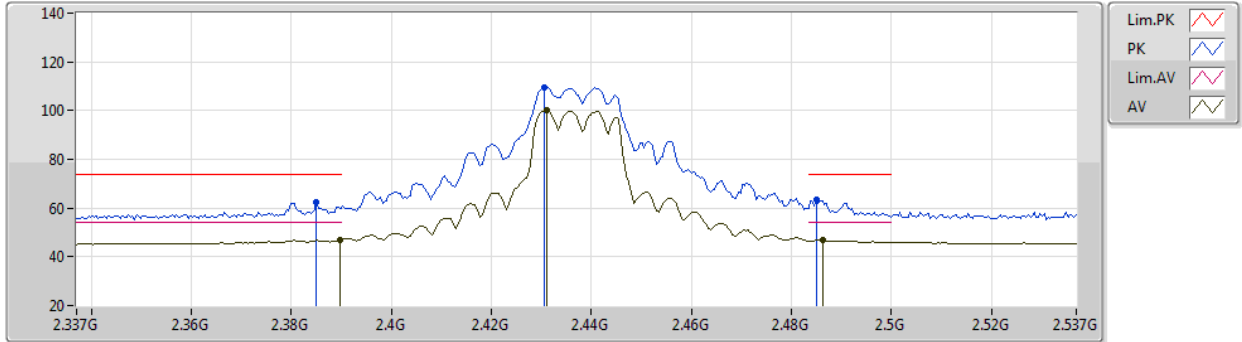


Test Mode: Mode 1

802.11g\_Nss1,(6Mbps)\_2TX

05/10/2020

2437MHz\_TX

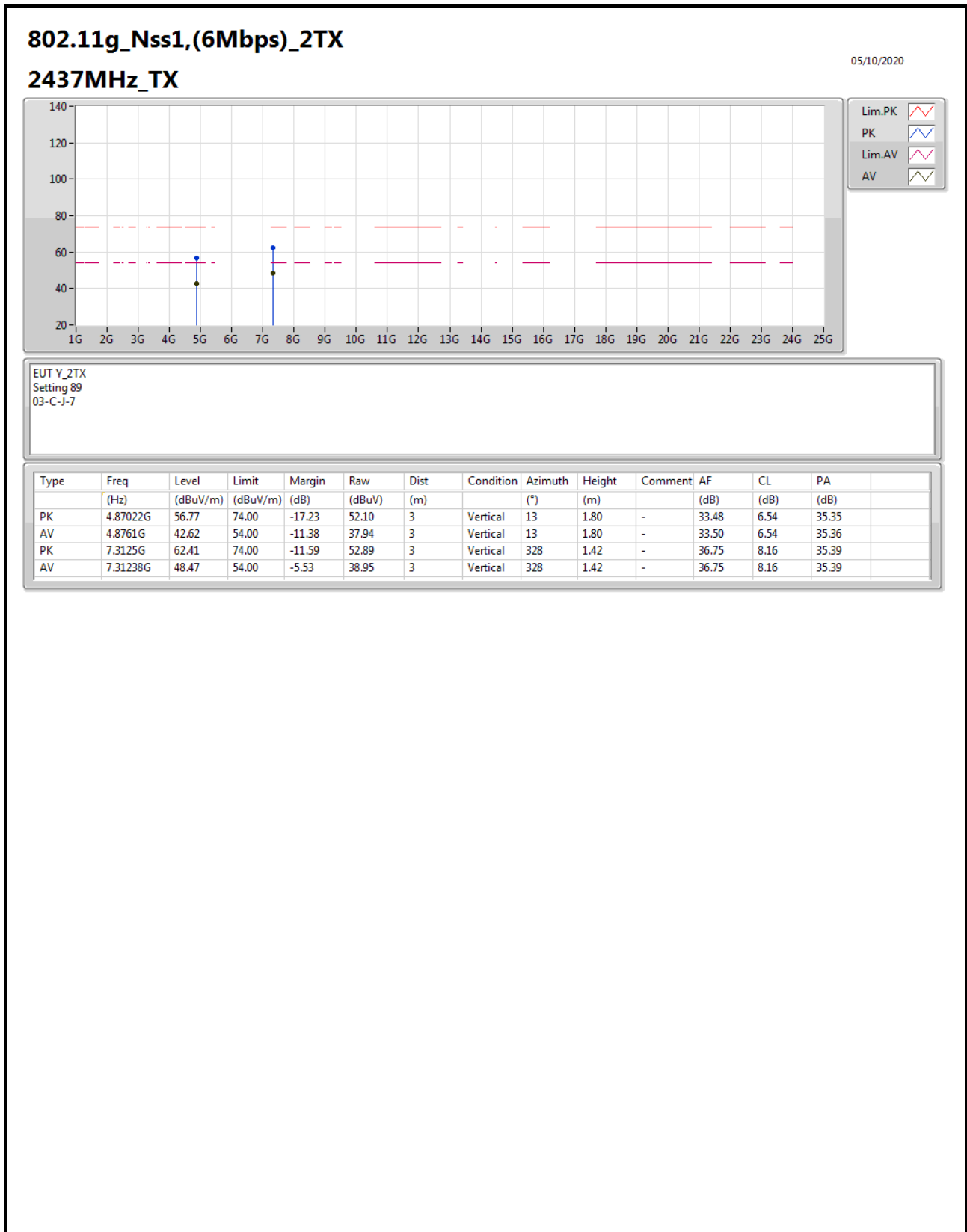


EUT\_Y\_2TX  
Setting 89  
03-C-J-7

Type	Freq (Hz)	Level (dBuV/m)	Limit (dBuV/m)	Margin (dB)	Raw (dBuV)	Dist (m)	Condition	Azimuth (°)	Height (m)	Comment	AF (dB)	CL (dB)	PA (dB)
PK	2.385G	62.23	74.00	-11.77	30.14	3	Horizontal	266	2.32	-	28.10	3.99	-
AV	2.3898G	47.04	54.00	-6.96	14.95	3	Horizontal	266	2.32	-	28.10	3.99	-
PK	2.4306G	109.71	Inf	-Inf	77.50	3	Horizontal	266	2.32	-	28.16	4.05	-
AV	2.431G	100.26	Inf	-Inf	68.05	3	Horizontal	266	2.32	-	28.16	4.05	-
PK	2.485G	63.39	74.00	-10.61	30.85	3	Horizontal	266	2.32	-	28.41	4.13	-
AV	2.4862G	46.89	54.00	-7.11	14.34	3	Horizontal	266	2.32	-	28.42	4.13	-



Test Mode: Mode 1



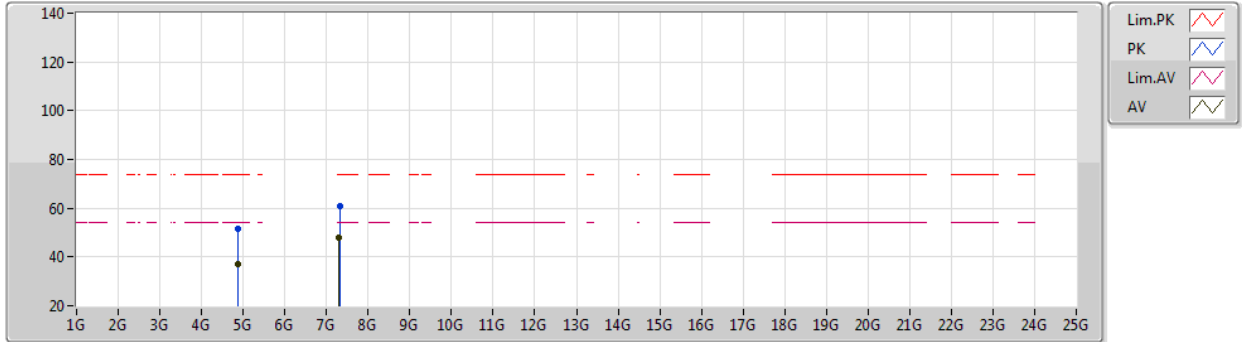


Test Mode: Mode 1

802.11g\_Nss1,(6Mbps)\_2TX

05/10/2020

2437MHz\_TX

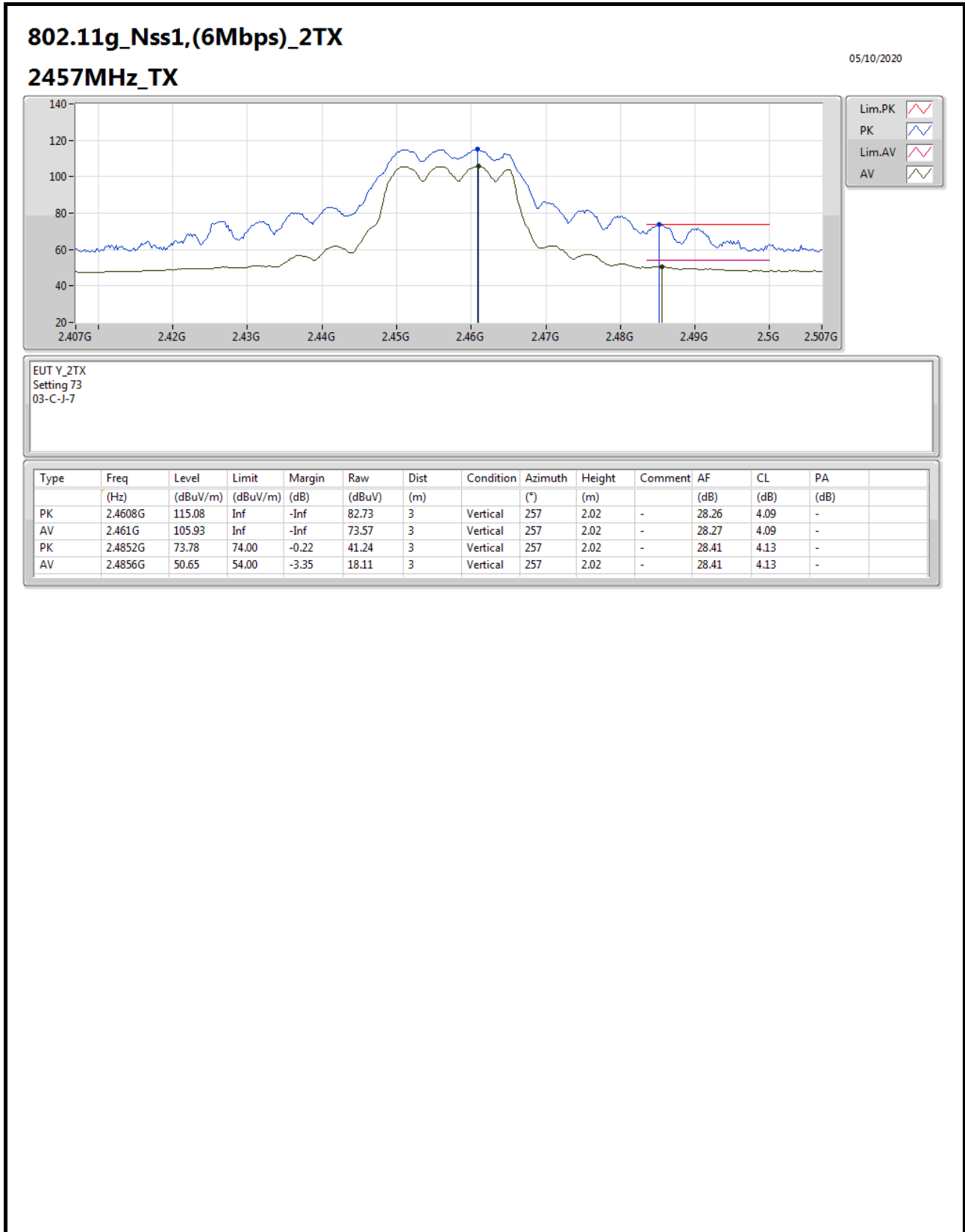


EUT Y\_2TX  
Setting 89  
03-C-J-7

Type	Freq (Hz)	Level (dBuV/m)	Limit (dBuV/m)	Margin (dB)	Raw (dBuV)	Dist (m)	Condition	Azimuth (°)	Height (m)	Comment	AF (dB)	CL (dB)	PA (dB)
PK	4.86188G	51.62	74.00	-22.38	46.98	3	Horizontal	350	1.74	-	33.45	6.53	35.34
AV	4.8758G	37.27	54.00	-16.73	32.59	3	Horizontal	350	1.74	-	33.50	6.54	35.36
PK	7.31286G	60.92	74.00	-13.08	51.41	3	Horizontal	254	2.87	-	36.75	8.16	35.40
AV	7.30836G	47.78	54.00	-6.22	38.29	3	Horizontal	254	2.87	-	36.73	8.15	35.39



Test Mode: Mode 1



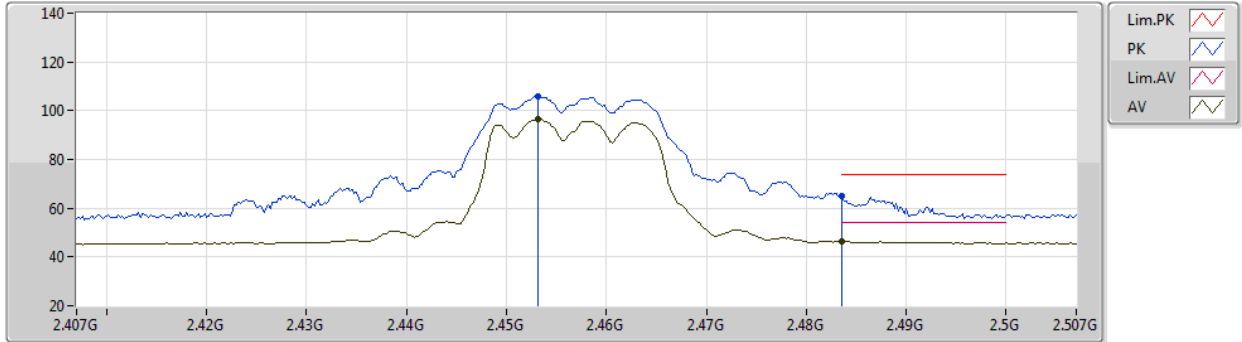


Test Mode: Mode 1

802.11g\_Nss1,(6Mbps)\_2TX

05/10/2020

2457MHz\_TX

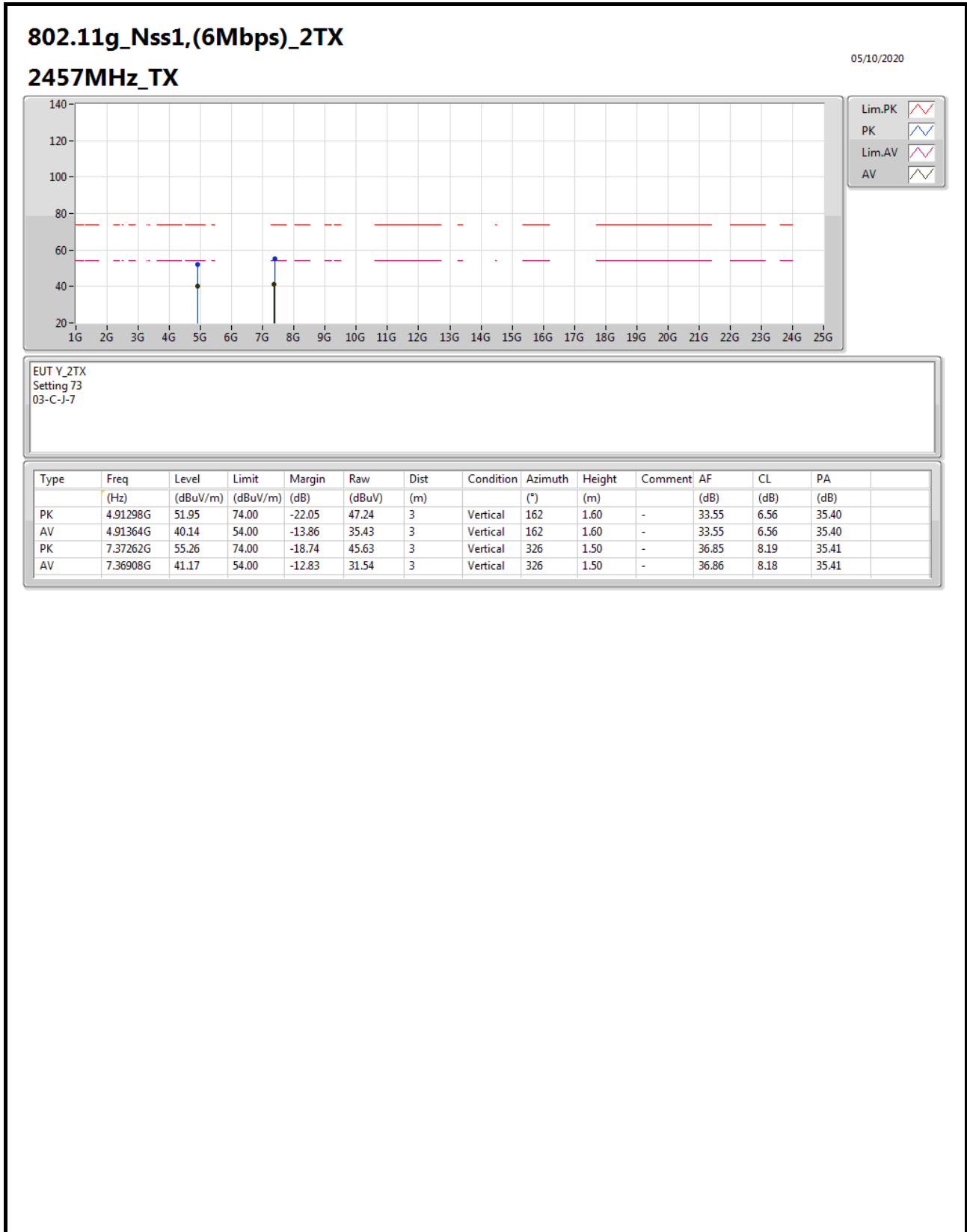


EUT Y\_2TX  
Setting 73  
03-C-J-7

Type	Freq (Hz)	Level (dBuV/m)	Limit (dBuV/m)	Margin (dB)	Raw (dBuV)	Dist (m)	Condition	Azimuth (°)	Height (m)	Comment	AF (dB)	CL (dB)	PA (dB)
PK	2.4532G	105.74	Inf	-Inf	73.44	3	Horizontal	264	2.27	-	28.22	4.08	-
AV	2.4532G	96.33	Inf	-Inf	64.03	3	Horizontal	264	2.27	-	28.22	4.08	-
PK	2.4835G	65.22	74.00	-8.78	32.69	3	Horizontal	264	2.27	-	28.40	4.13	-
AV	2.4836G	46.30	54.00	-7.70	13.77	3	Horizontal	264	2.27	-	28.40	4.13	-



Test Mode: Mode 1



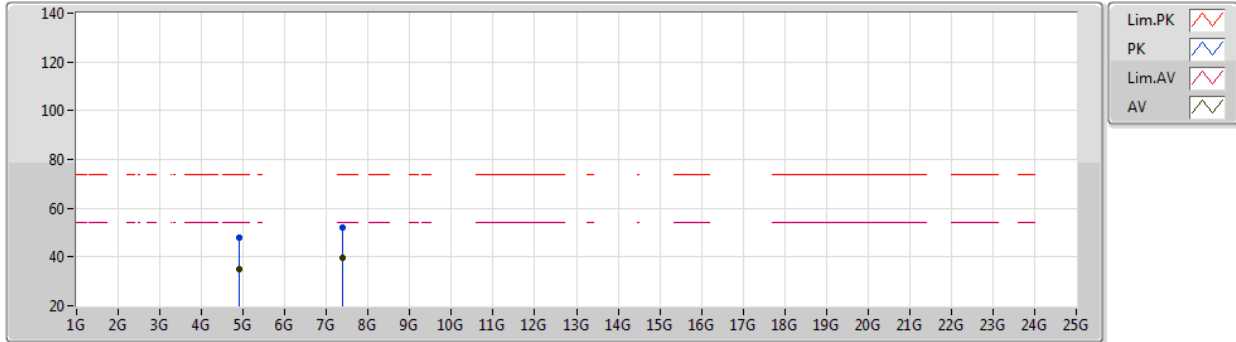


Test Mode: Mode 1

802.11g\_Nss1,(6Mbps)\_2TX

05/10/2020

2457MHz\_TX



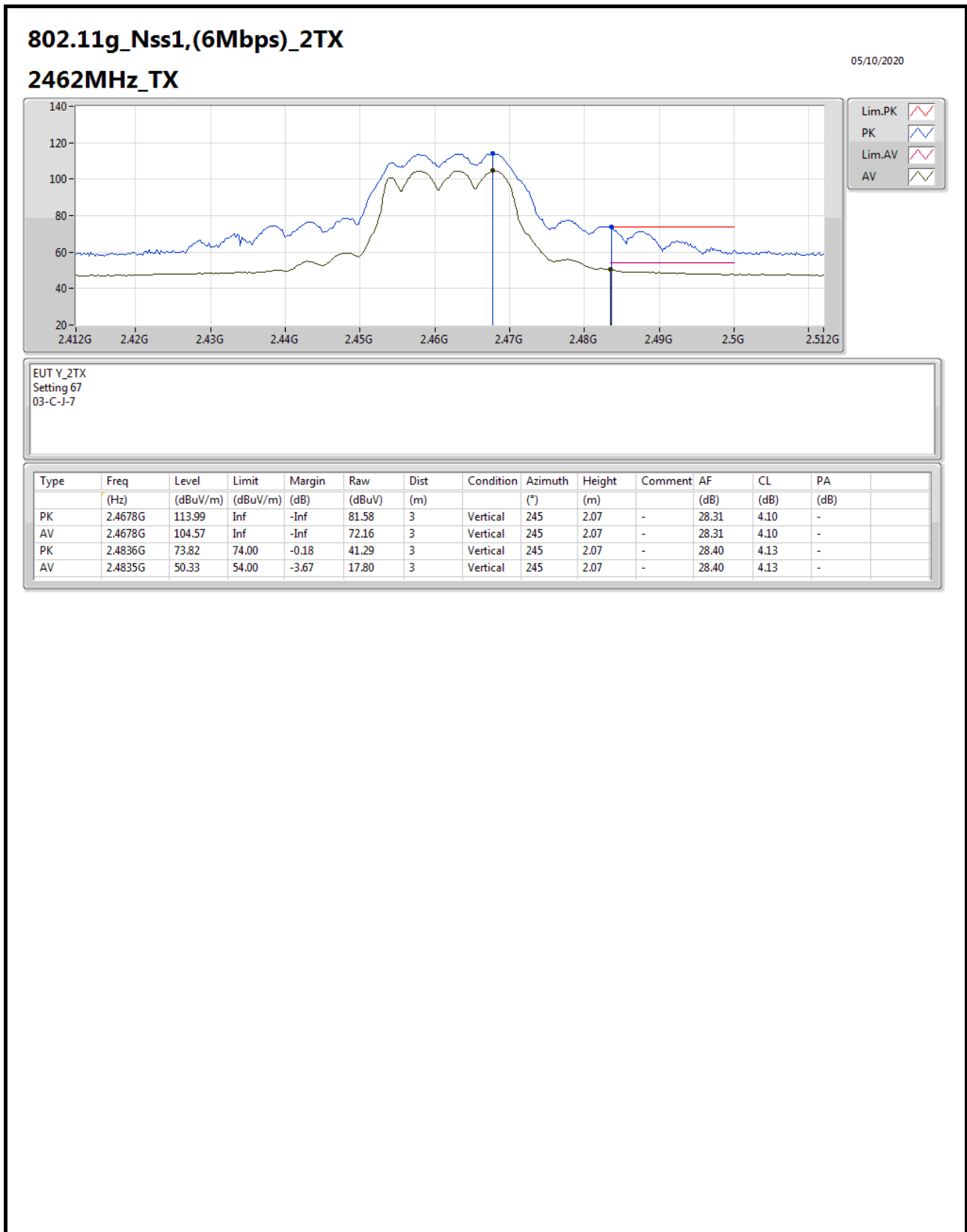
EUT Y\_2TX  
Setting 73  
03-C-J-7

Type	Freq (Hz)	Level (dBuV/m)	Limit (dBuV/m)	Margin (dB)	Raw (dBuV)	Dist (m)	Condition	Azimuth (°)	Height (m)	Comment	AF (dB)	CL (dB)	PA (dB)
PK	4.91562G	47.78	74.00	-26.22	43.08	3	Horizontal	148	1.02	-	33.54	6.56	35.40
AV	4.90134G	34.81	54.00	-19.19	30.06	3	Horizontal	148	1.02	-	33.59	6.55	35.39
PK	7.37574G	52.29	74.00	-21.71	42.66	3	Horizontal	170	2.27	-	36.85	8.19	35.41
AV	7.38204G	39.49	54.00	-14.51	29.87	3	Horizontal	170	2.27	-	36.84	8.19	35.41



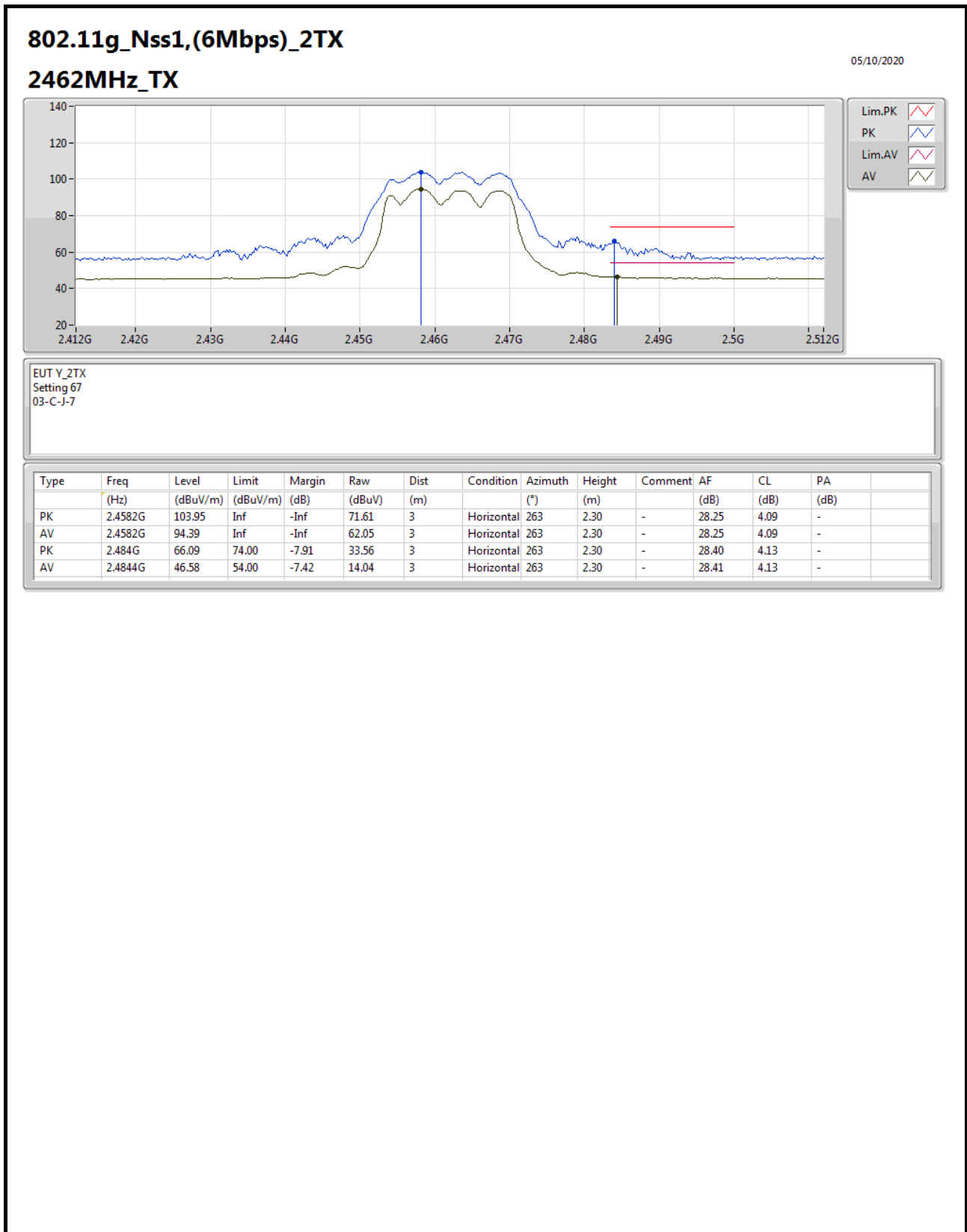


Test Mode: Mode 1





Test Mode: Mode 1



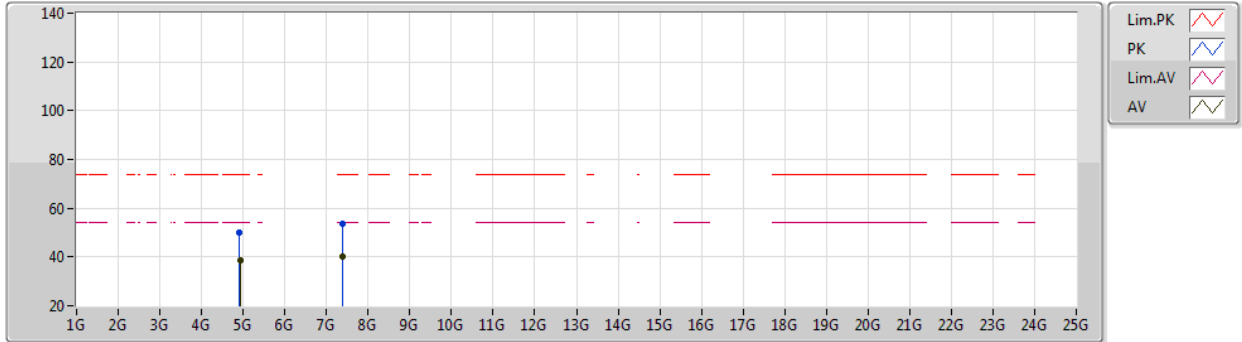


Test Mode: Mode 1

802.11g\_Nss1,(6Mbps)\_2TX

05/10/2020

2462MHz\_TX

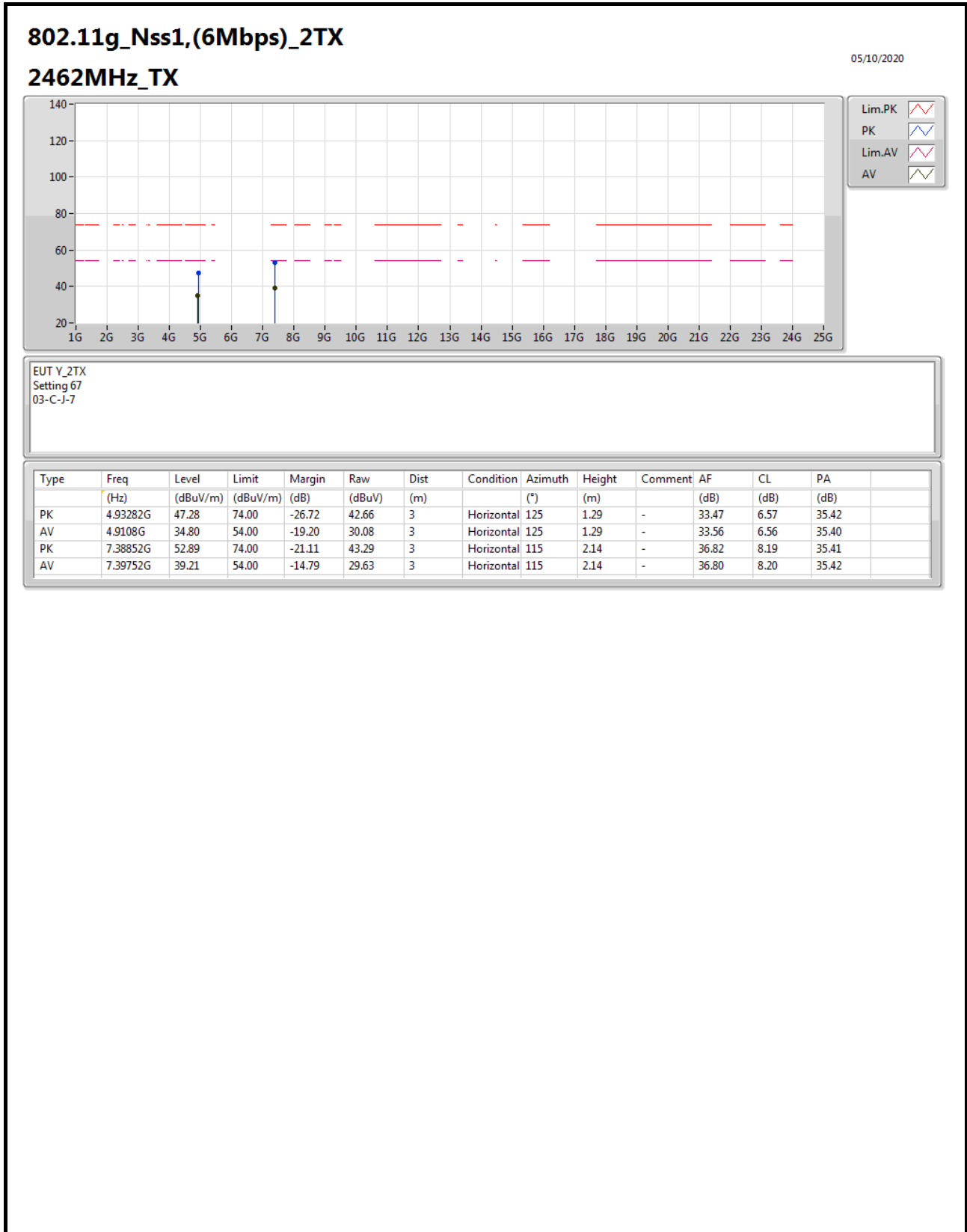


EUT Y\_2TX  
Setting 67  
03-C-J-7

Type	Freq (Hz)	Level (dBuV/m)	Limit (dBuV/m)	Margin (dB)	Raw (dBuV)	Dist (m)	Condition	Azimuth (°)	Height (m)	Comment	AF (dB)	CL (dB)	PA (dB)
PK	4.91782G	49.87	74.00	-24.13	45.18	3	Vertical	20	2.45	-	33.53	6.56	35.40
AV	4.9384G	38.63	54.00	-15.37	34.03	3	Vertical	20	2.45	-	33.45	6.57	35.42
PK	7.37466G	53.45	74.00	-20.55	43.82	3	Vertical	167	2.69	-	36.85	8.19	35.41
AV	7.39542G	40.16	54.00	-13.84	30.56	3	Vertical	167	2.69	-	36.81	8.20	35.41

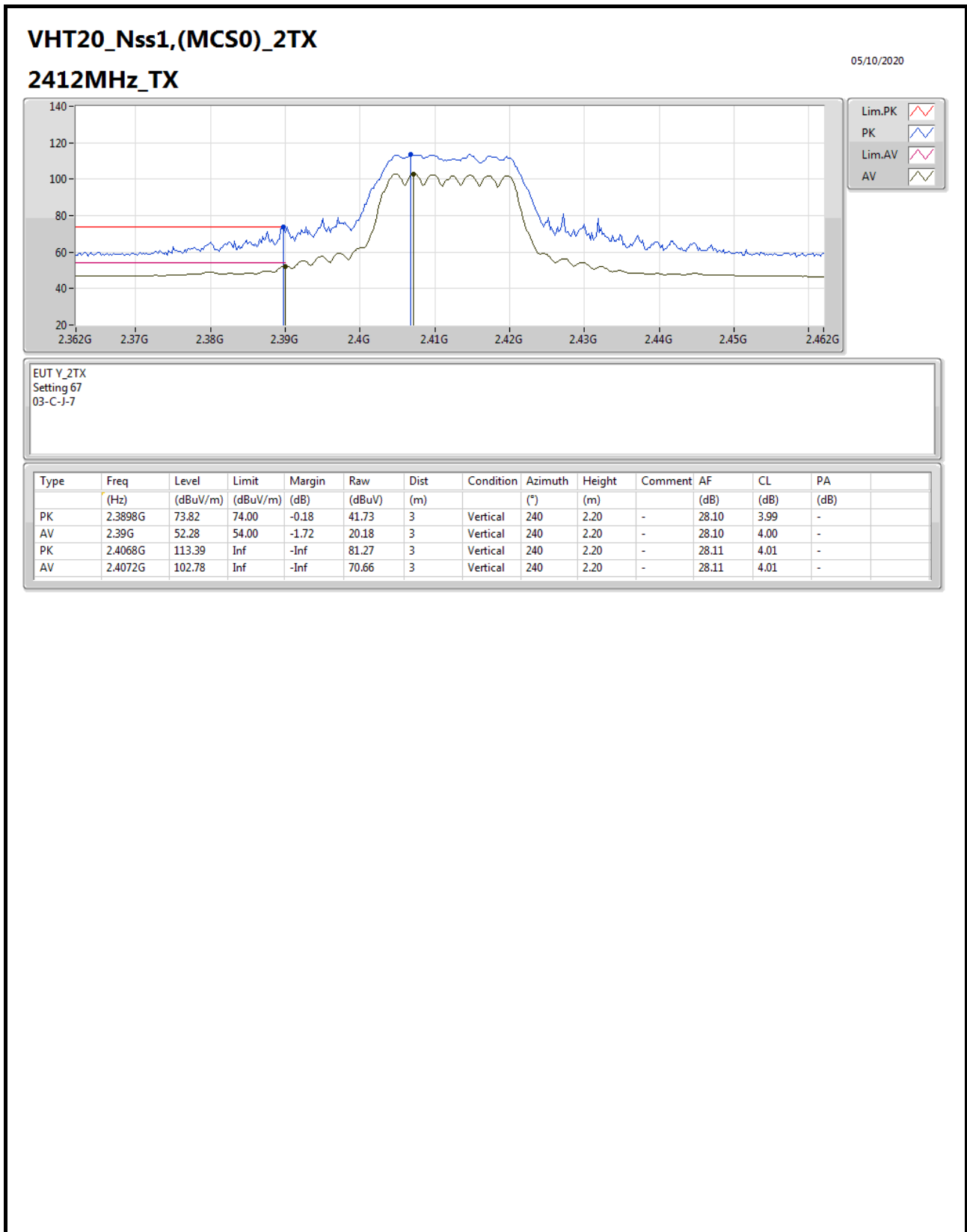


Test Mode: Mode 1



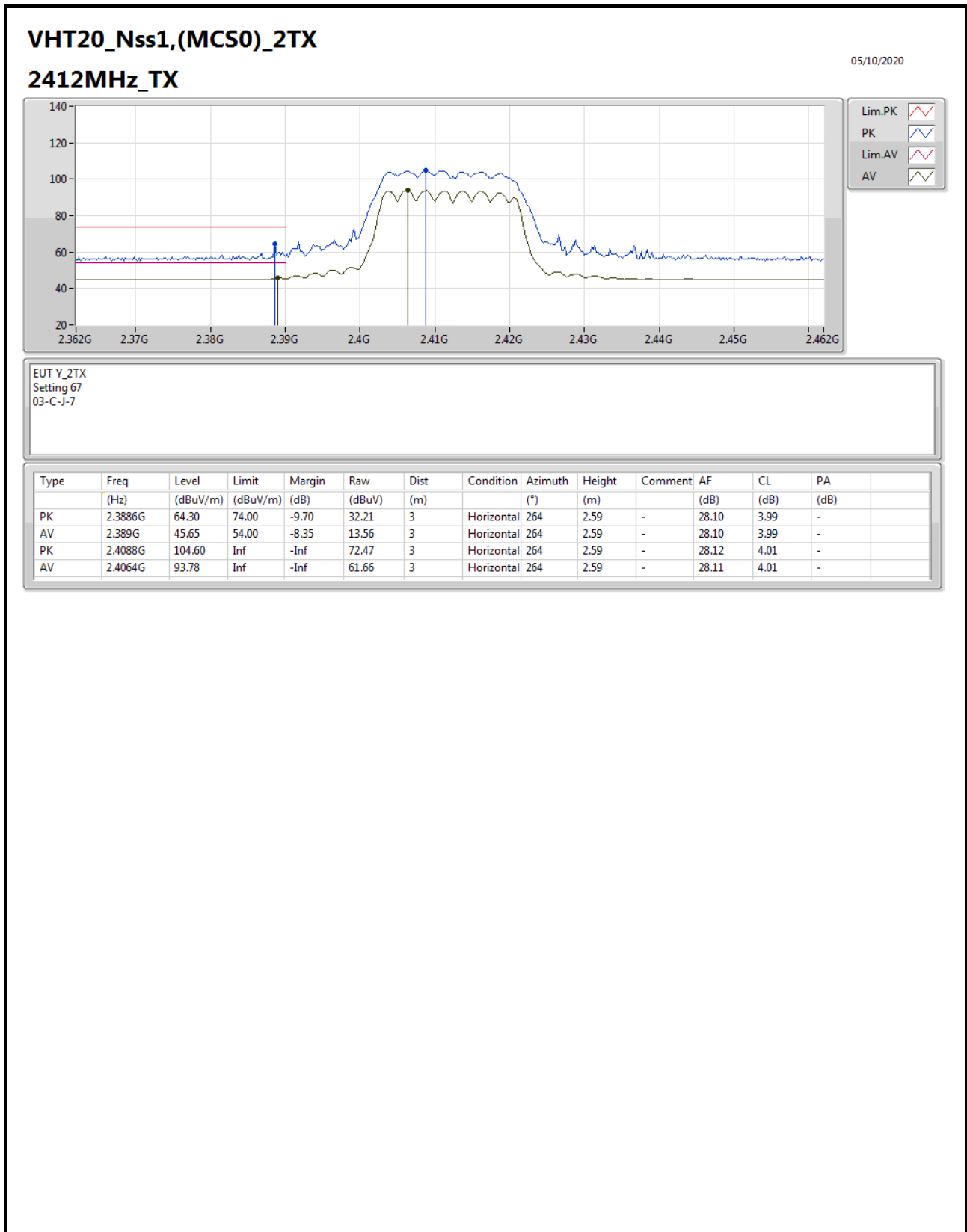


Test Mode: Mode 1



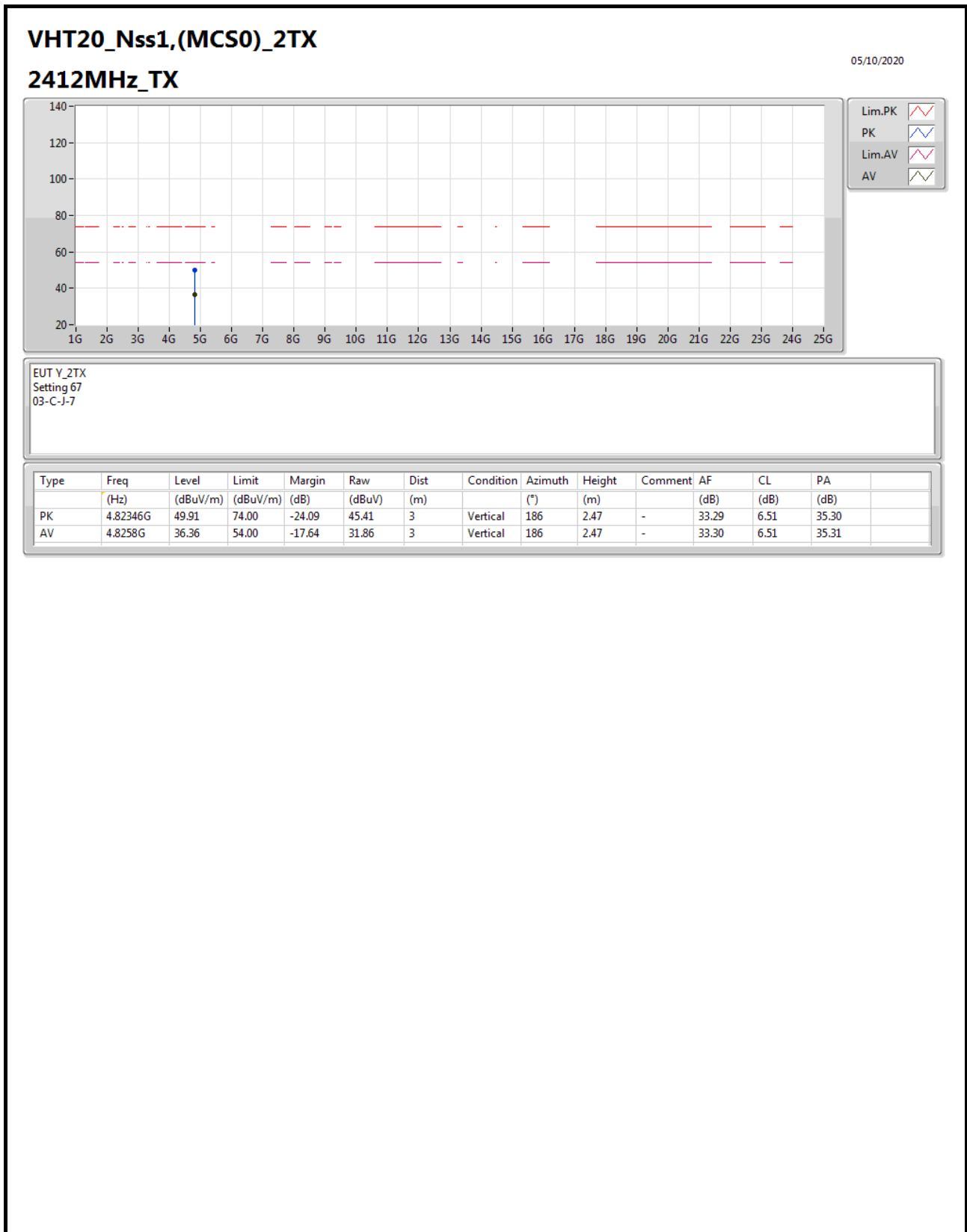


Test Mode: Mode 1



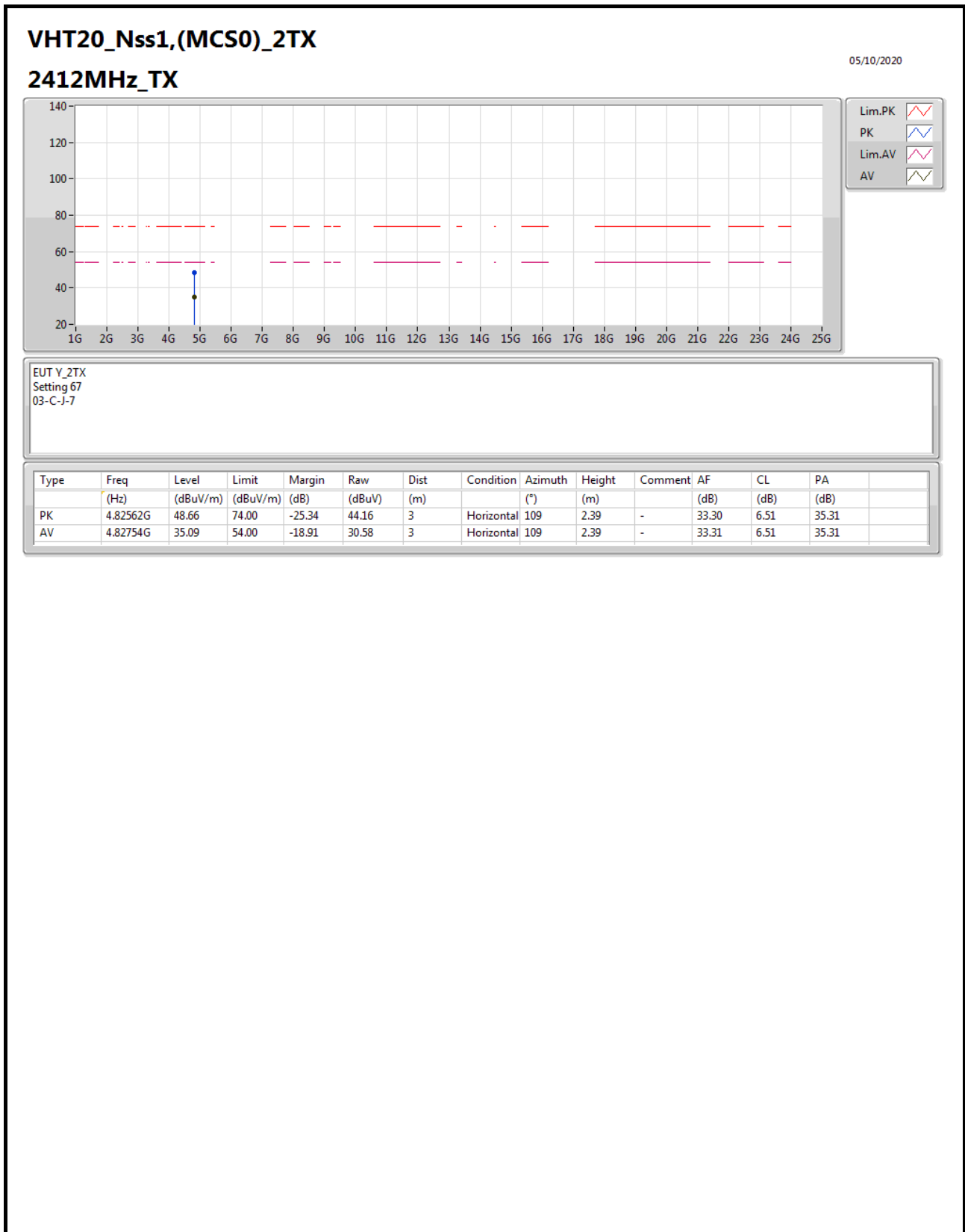


Test Mode: Mode 1





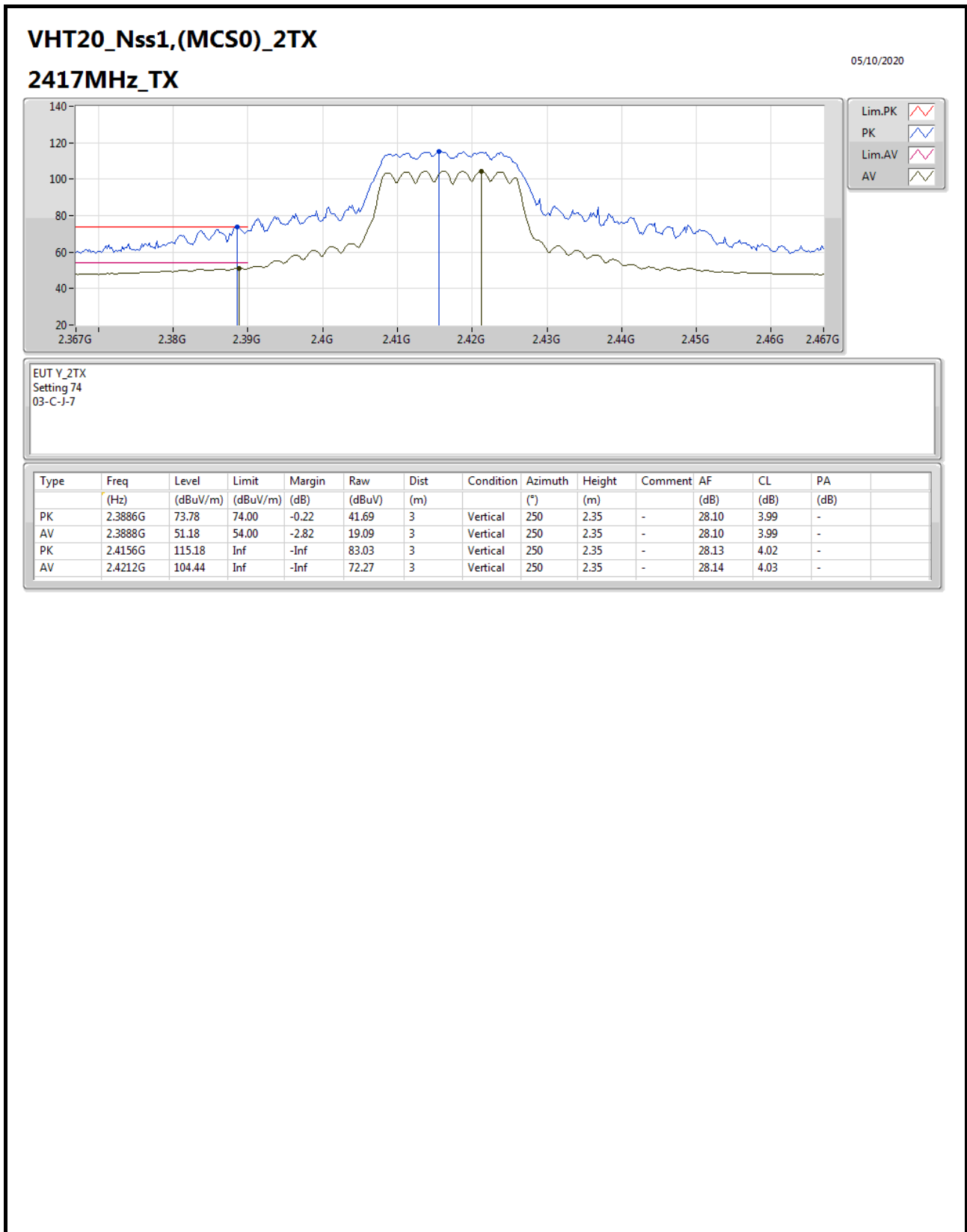
Test Mode: Mode 1





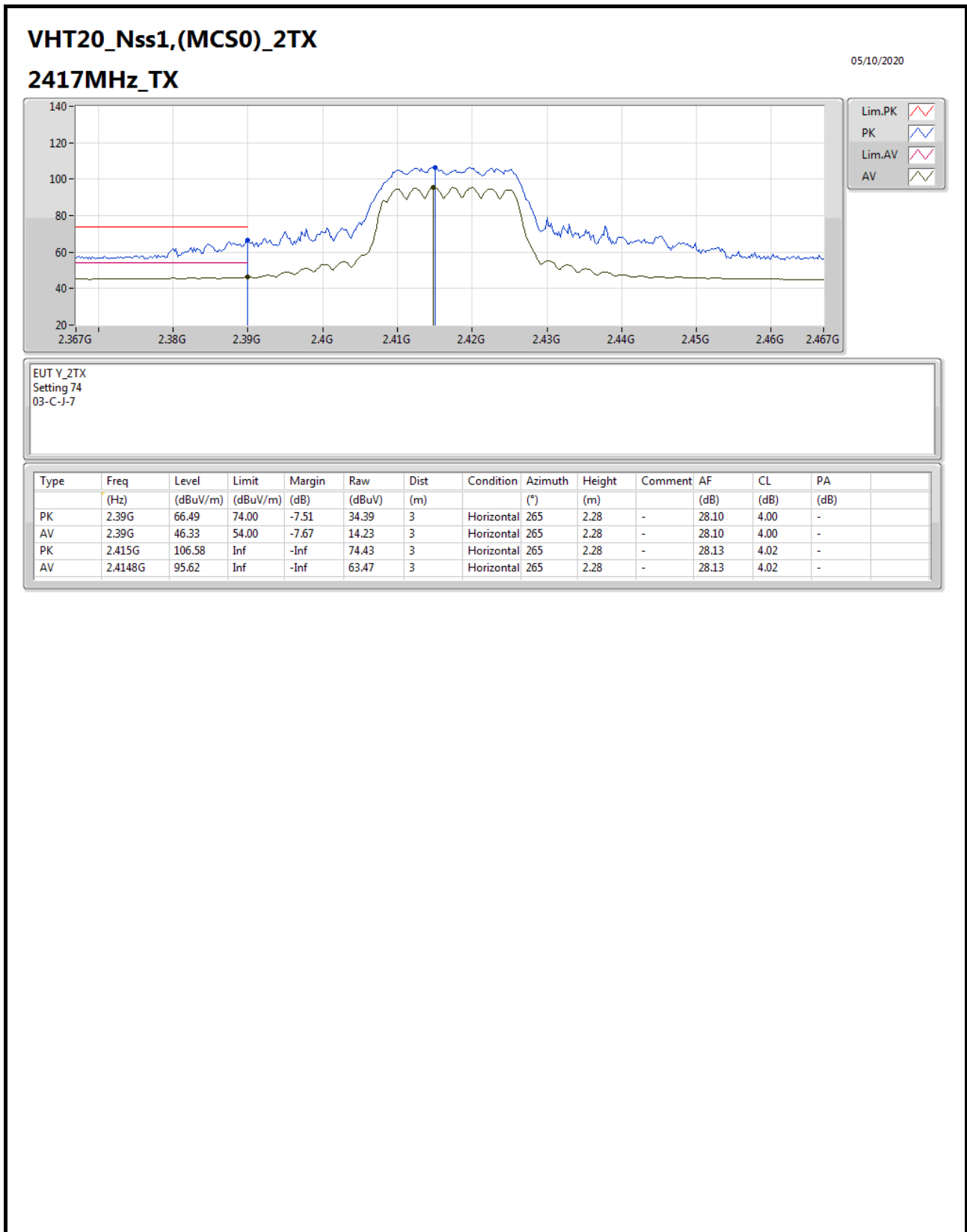


Test Mode: Mode 1



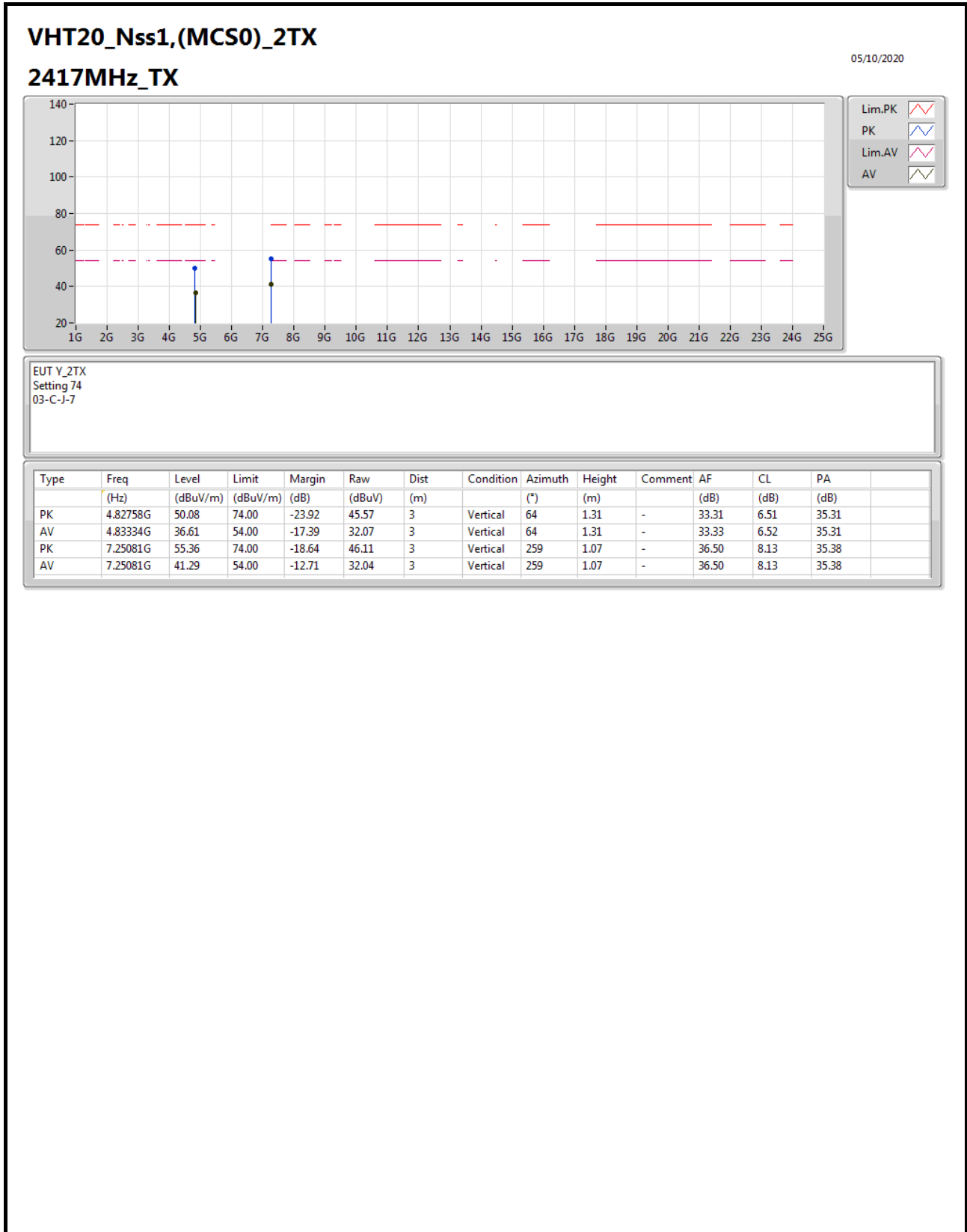


Test Mode: Mode 1



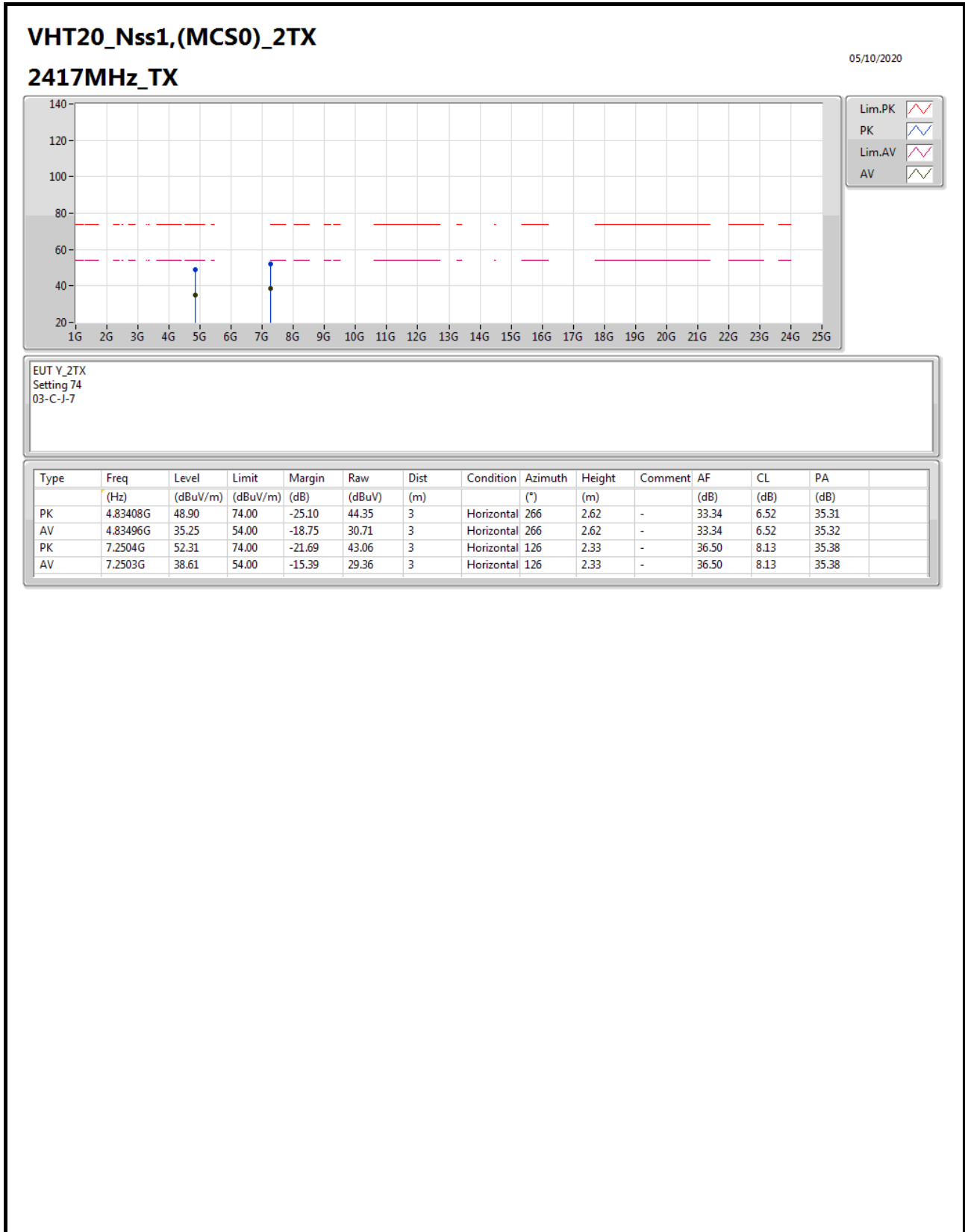


Test Mode: Mode 1





Test Mode: Mode 1



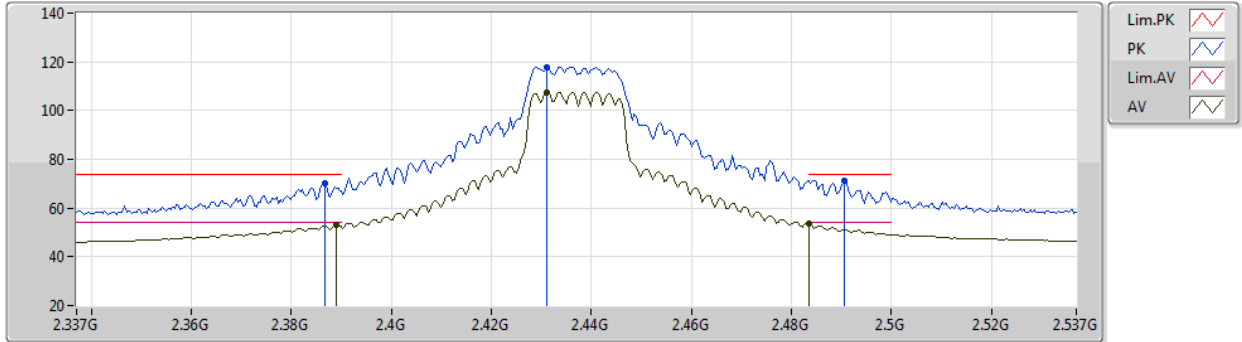


Test Mode: Mode 1

VHT20\_Nss1,(MCS0)\_2TX

05/10/2020

2437MHz\_TX



EUT Y\_2TX  
Setting 88  
03-C-J-7

Type	Freq (Hz)	Level (dBuV/m)	Limit (dBuV/m)	Margin (dB)	Raw (dBuV)	Dist (m)	Condition	Azimuth (°)	Height (m)	Comment	AF (dB)	CL (dB)	PA (dB)
PK	2.3866G	70.36	74.00	-3.64	38.27	3	Vertical	242	1.92	-	28.10	3.99	-
AV	2.389G	53.32	54.00	-0.68	21.23	3	Vertical	242	1.92	-	28.10	3.99	-
PK	2.431G	117.94	Inf	-Inf	85.73	3	Vertical	242	1.92	-	28.16	4.05	-
AV	2.431G	107.54	Inf	-Inf	75.33	3	Vertical	242	1.92	-	28.16	4.05	-
PK	2.4906G	71.38	74.00	-2.62	38.80	3	Vertical	242	1.92	-	28.44	4.14	-
AV	2.4835G	53.77	54.00	-0.23	21.24	3	Vertical	242	1.92	-	28.40	4.13	-

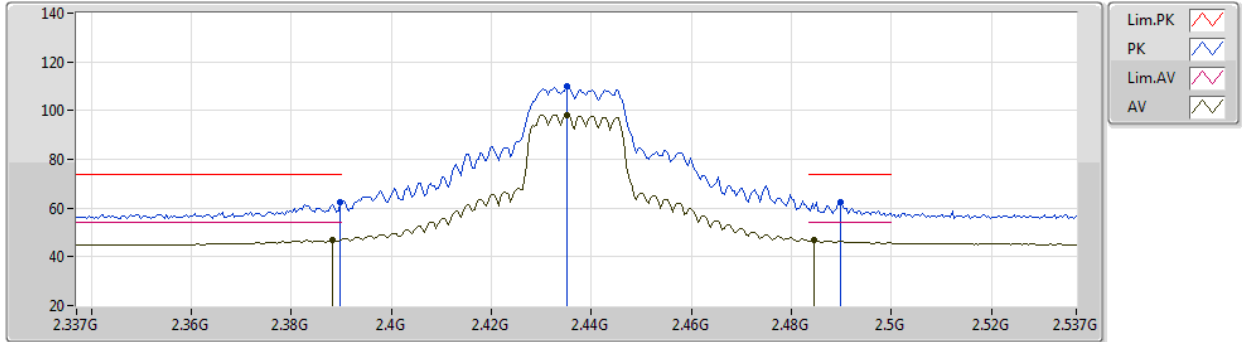


Test Mode: Mode 1

VHT20\_Nss1,(MCS0)\_2TX

05/10/2020

2437MHz\_TX

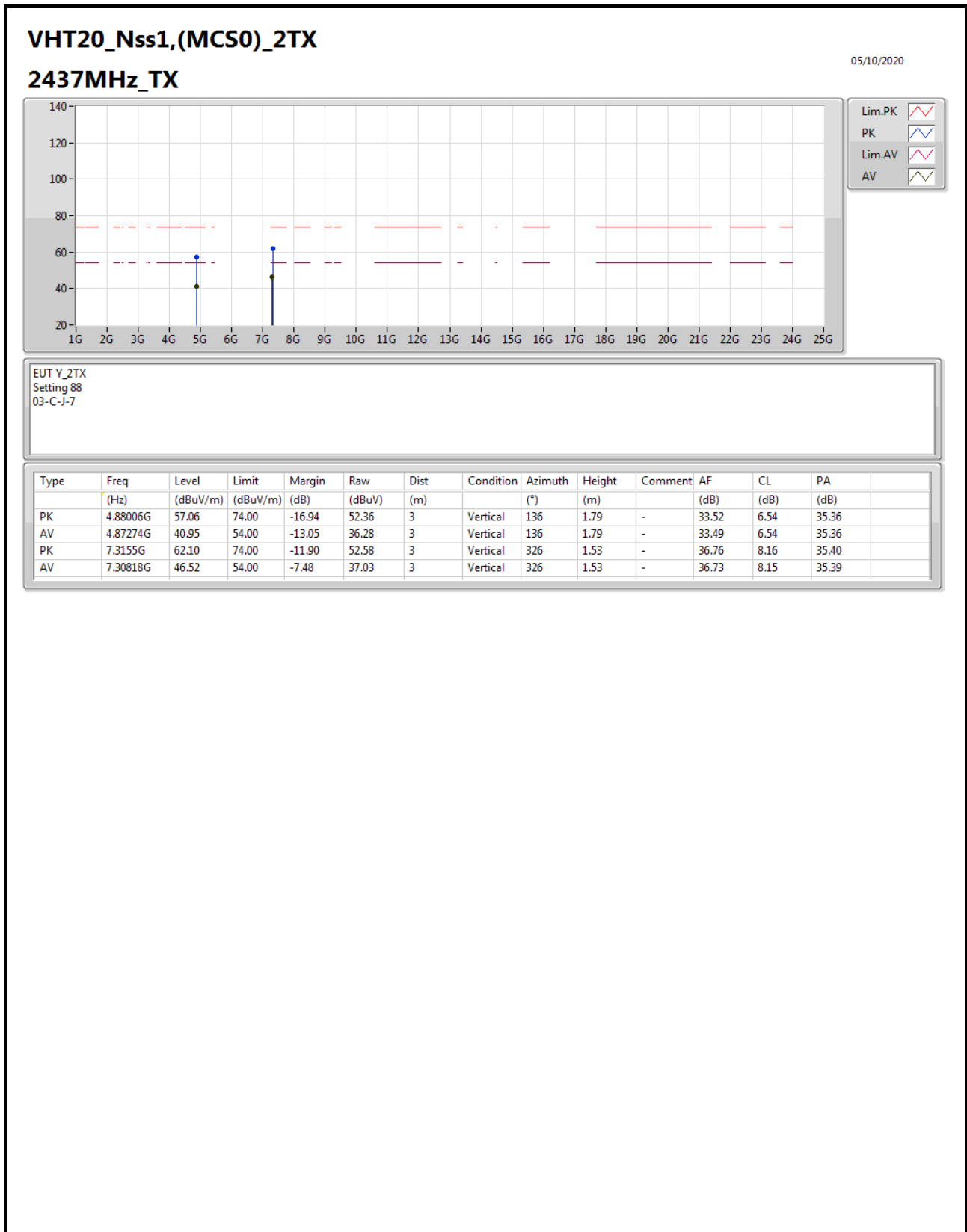


EUT\_Y\_2TX  
Setting 88  
03-C-J-7

Type	Freq (Hz)	Level (dBuV/m)	Limit (dBuV/m)	Margin (dB)	Raw (dBuV)	Dist (m)	Condition	Azimuth (°)	Height (m)	Comment	AF (dB)	CL (dB)	PA (dB)
PK	2.3898G	62.35	74.00	-11.65	30.26	3	Horizontal	266	2.33	-	28.10	3.99	-
AV	2.3882G	46.74	54.00	-7.26	14.65	3	Horizontal	266	2.33	-	28.10	3.99	-
PK	2.435G	109.89	Inf	-Inf	77.67	3	Horizontal	266	2.33	-	28.17	4.05	-
AV	2.435G	98.12	Inf	-Inf	65.90	3	Horizontal	266	2.33	-	28.17	4.05	-
PK	2.4898G	62.27	74.00	-11.73	29.70	3	Horizontal	266	2.33	-	28.44	4.13	-
AV	2.4846G	46.82	54.00	-7.18	14.28	3	Horizontal	266	2.33	-	28.41	4.13	-

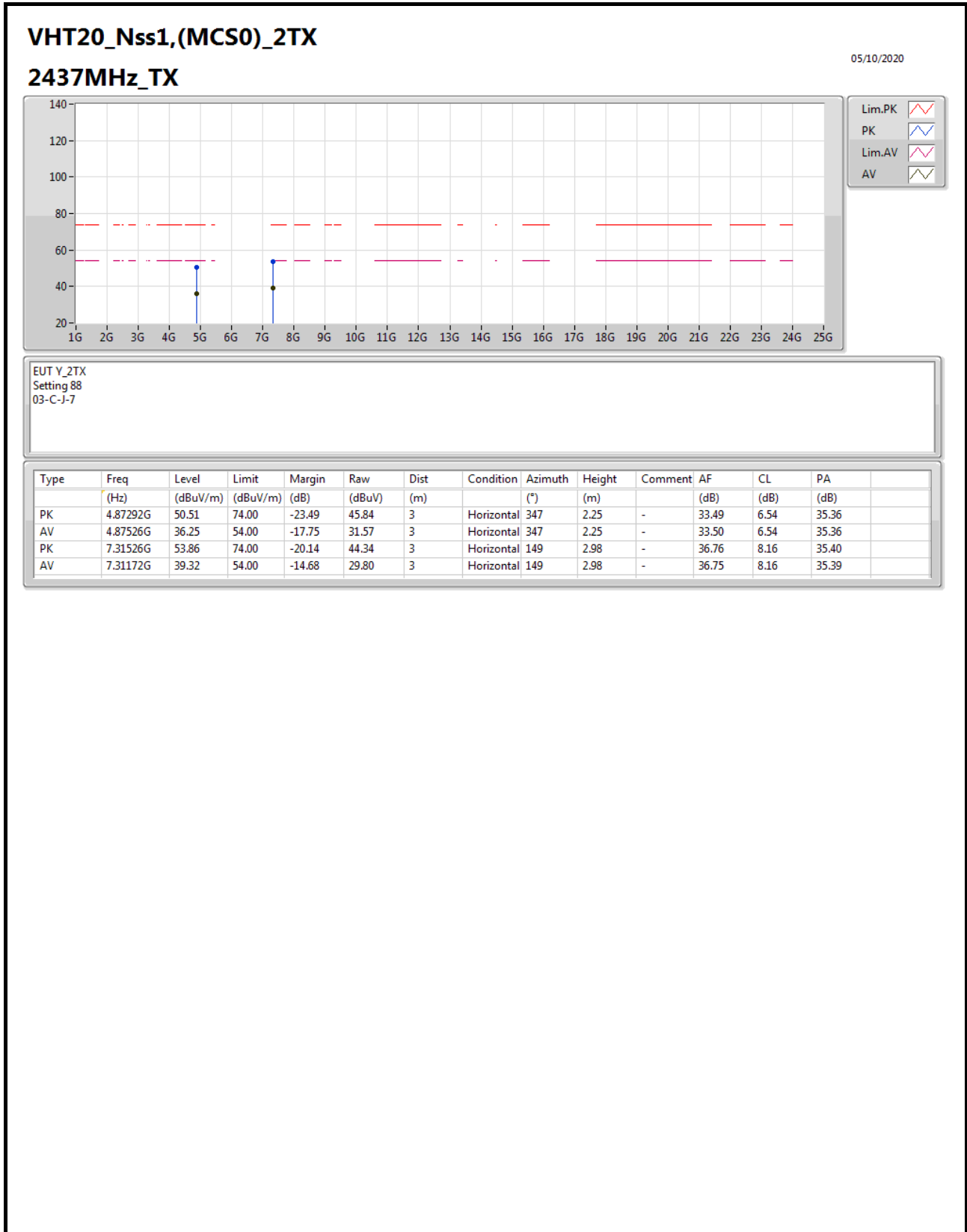


Test Mode: Mode 1





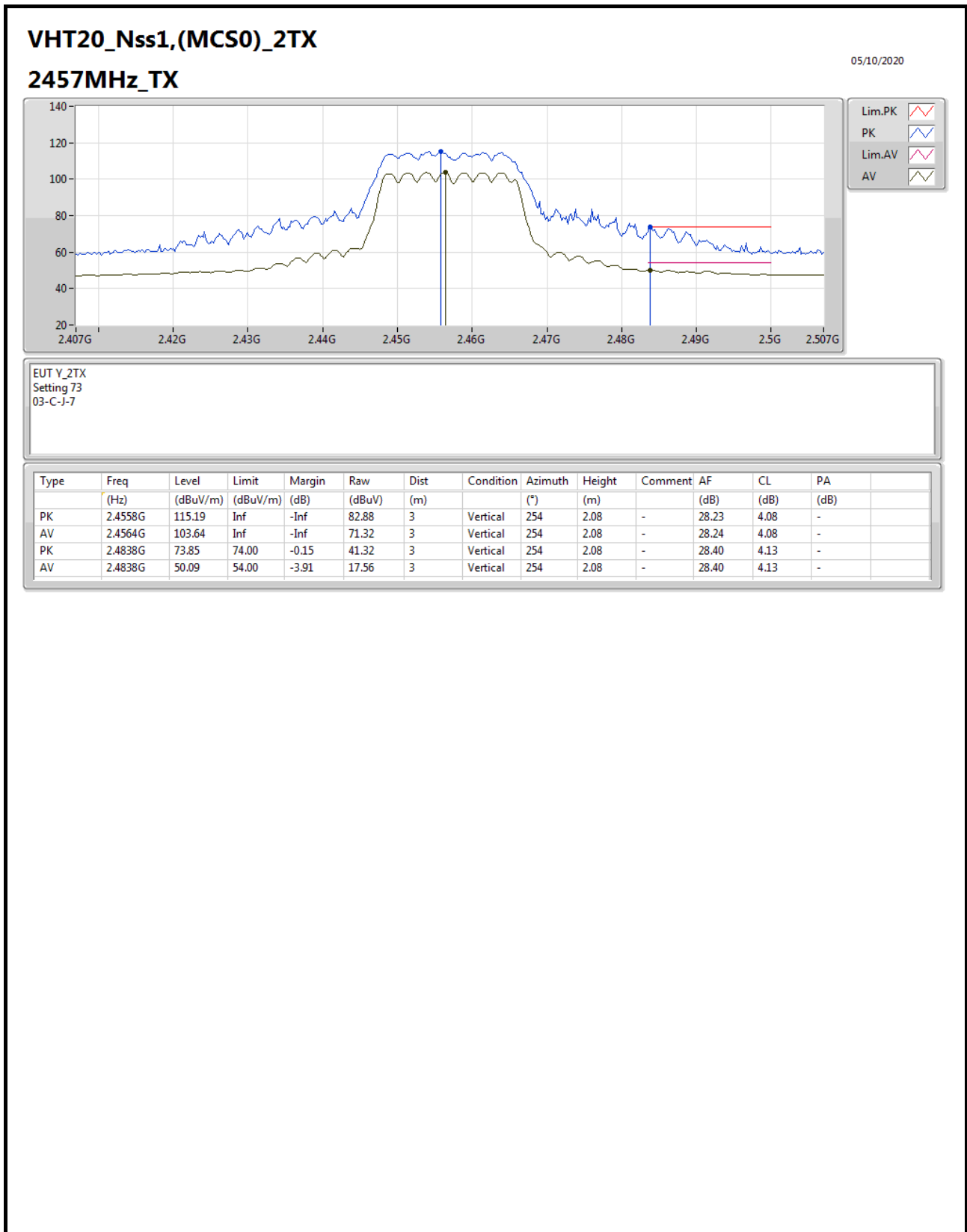
Test Mode: Mode 1





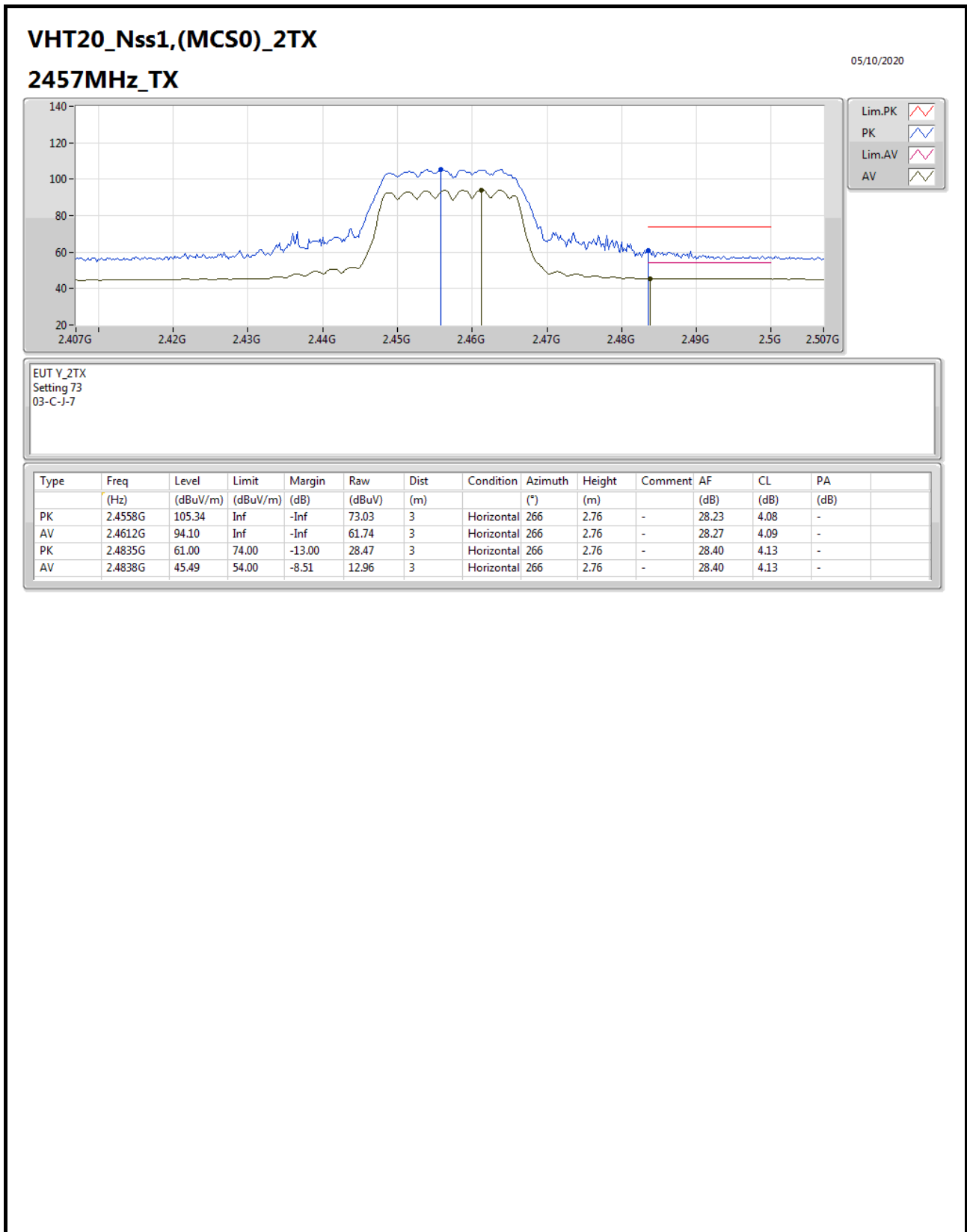


Test Mode: Mode 1



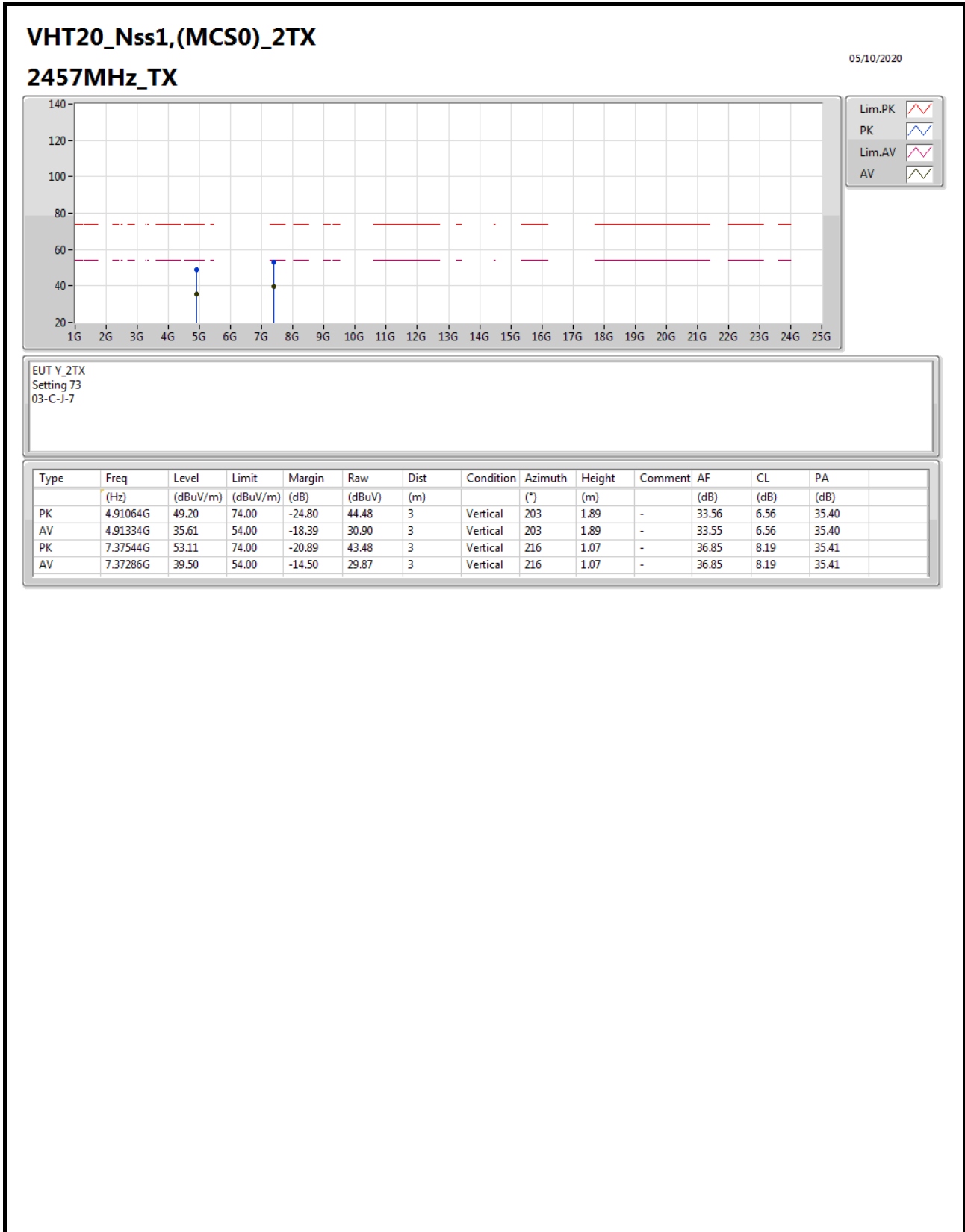


Test Mode: Mode 1



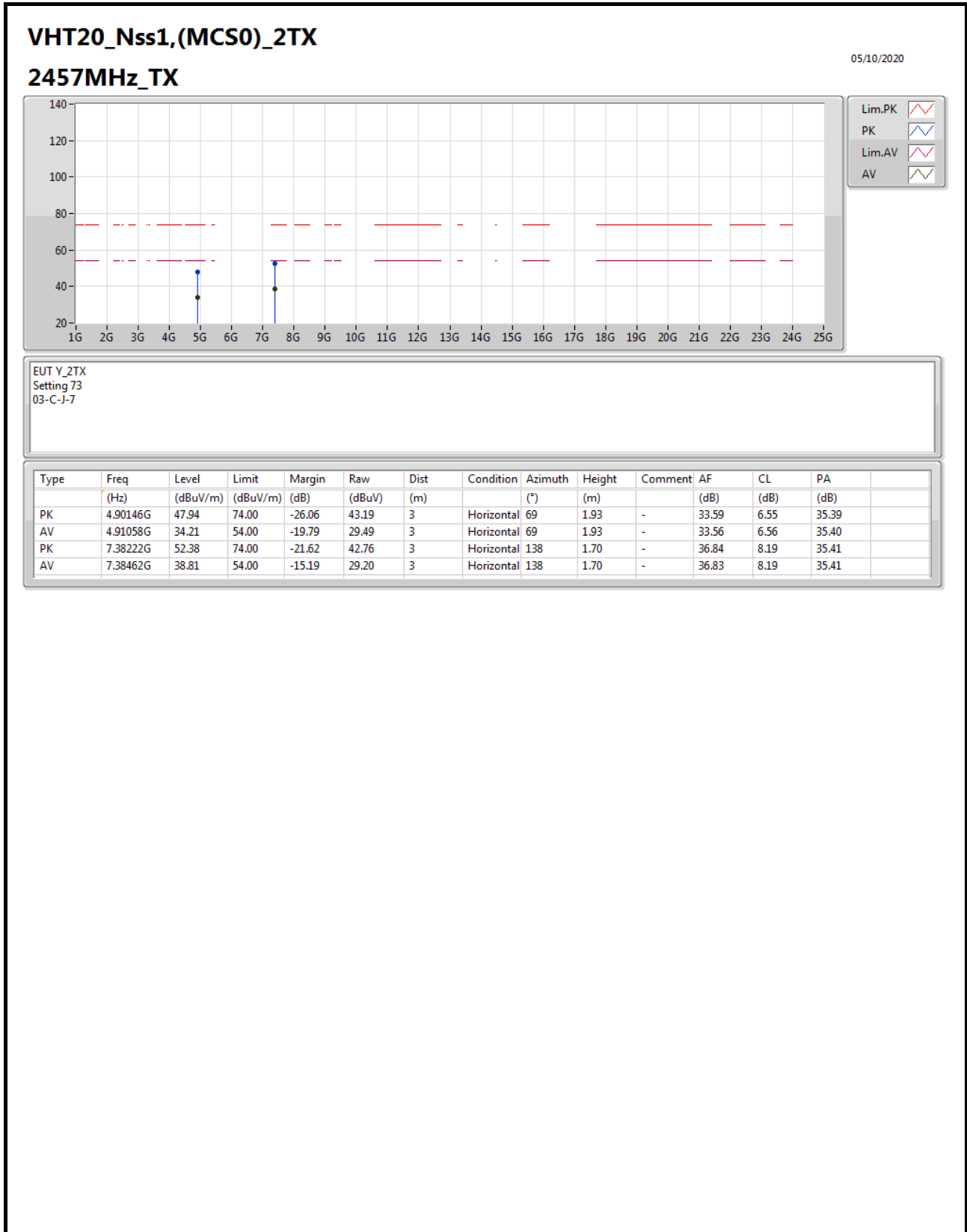


Test Mode: Mode 1



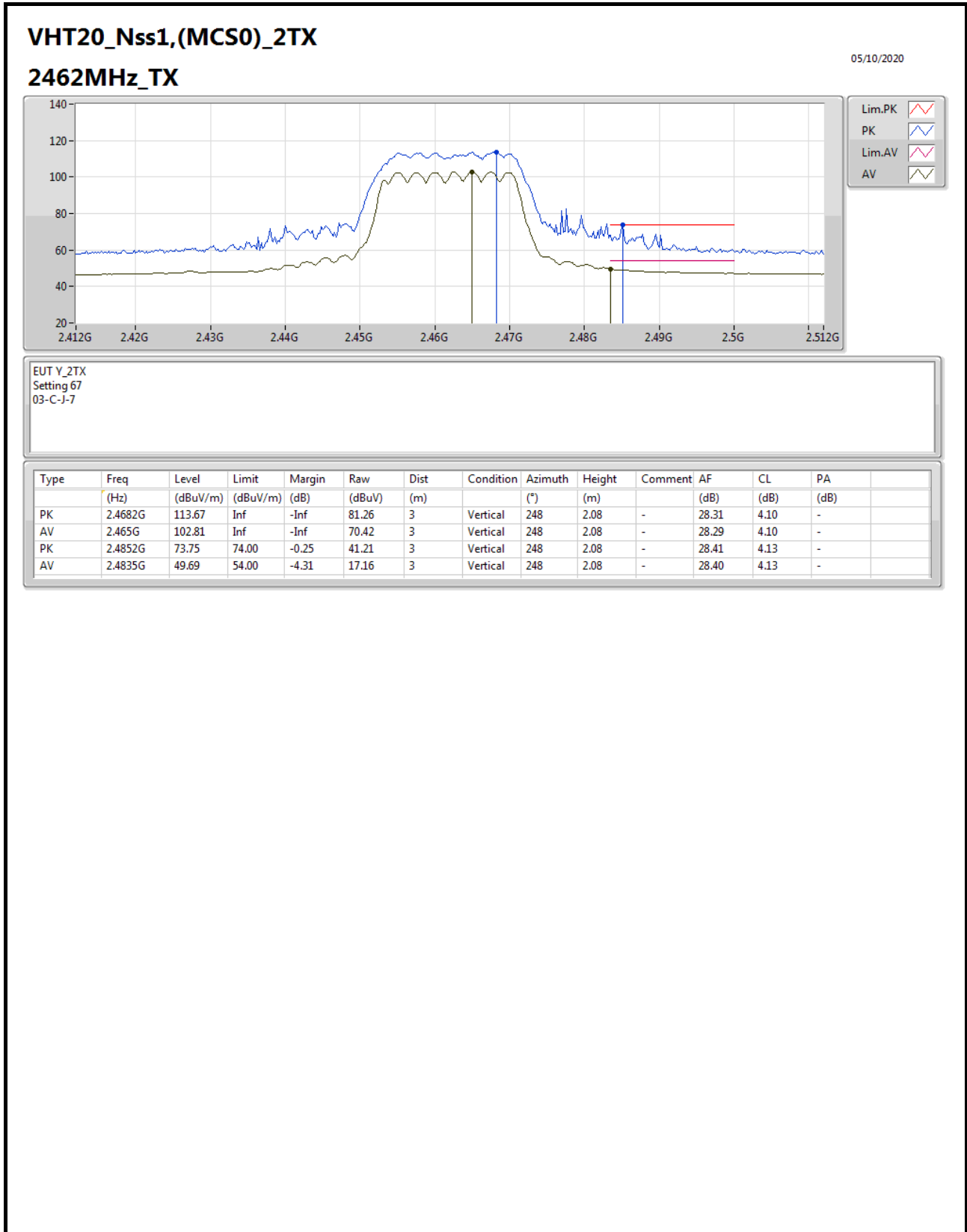


Test Mode: Mode 1



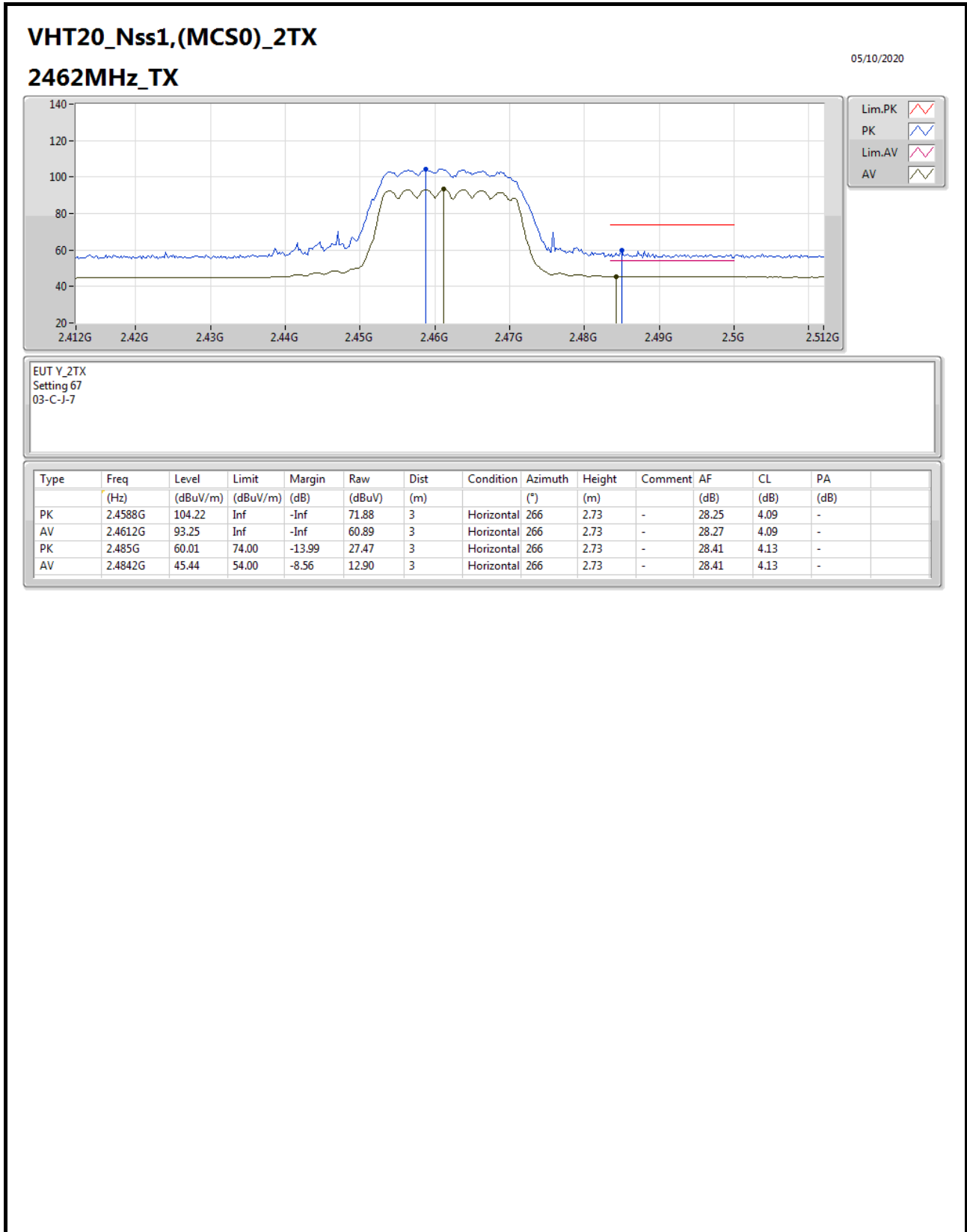


Test Mode: Mode 1



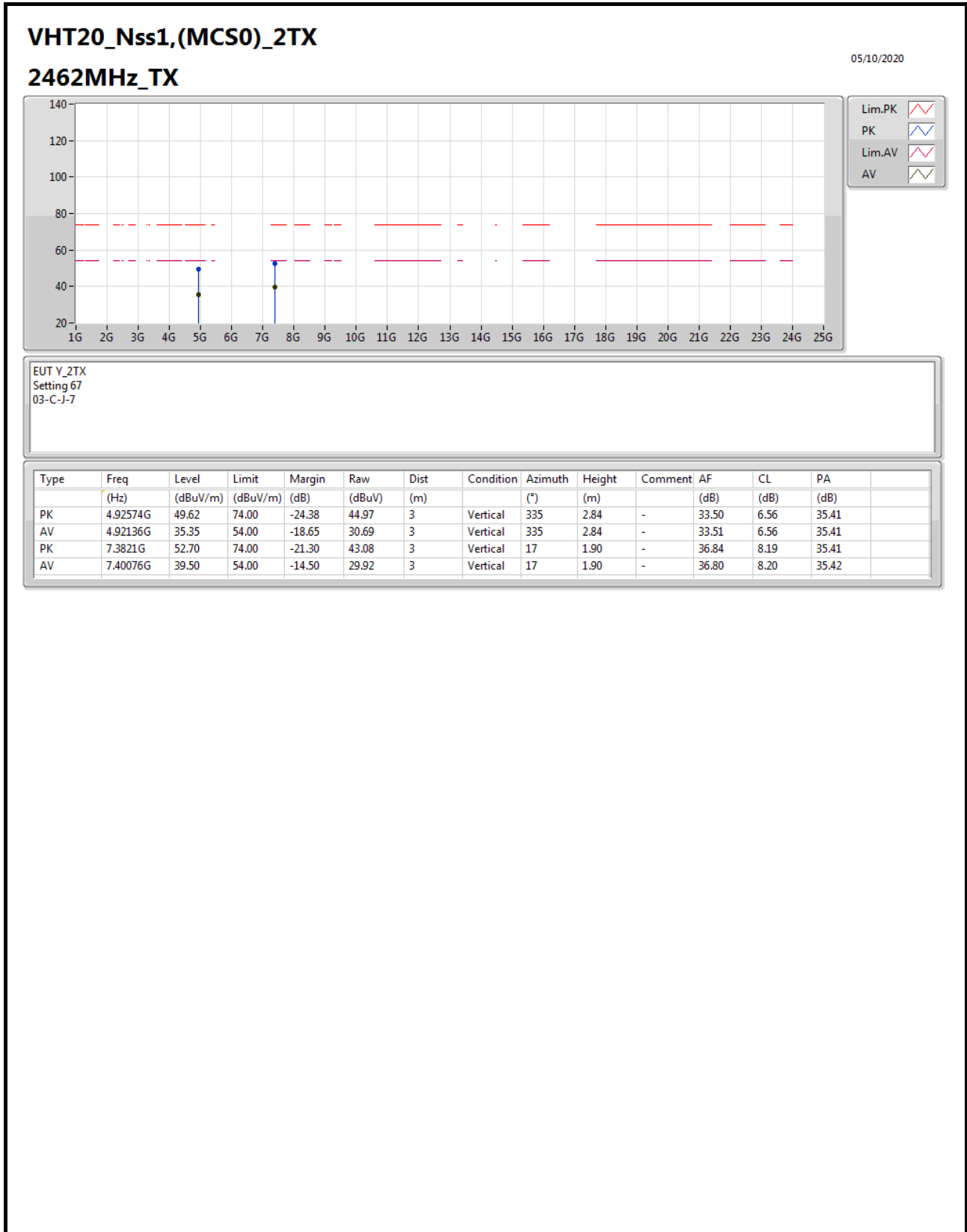


Test Mode: Mode 1



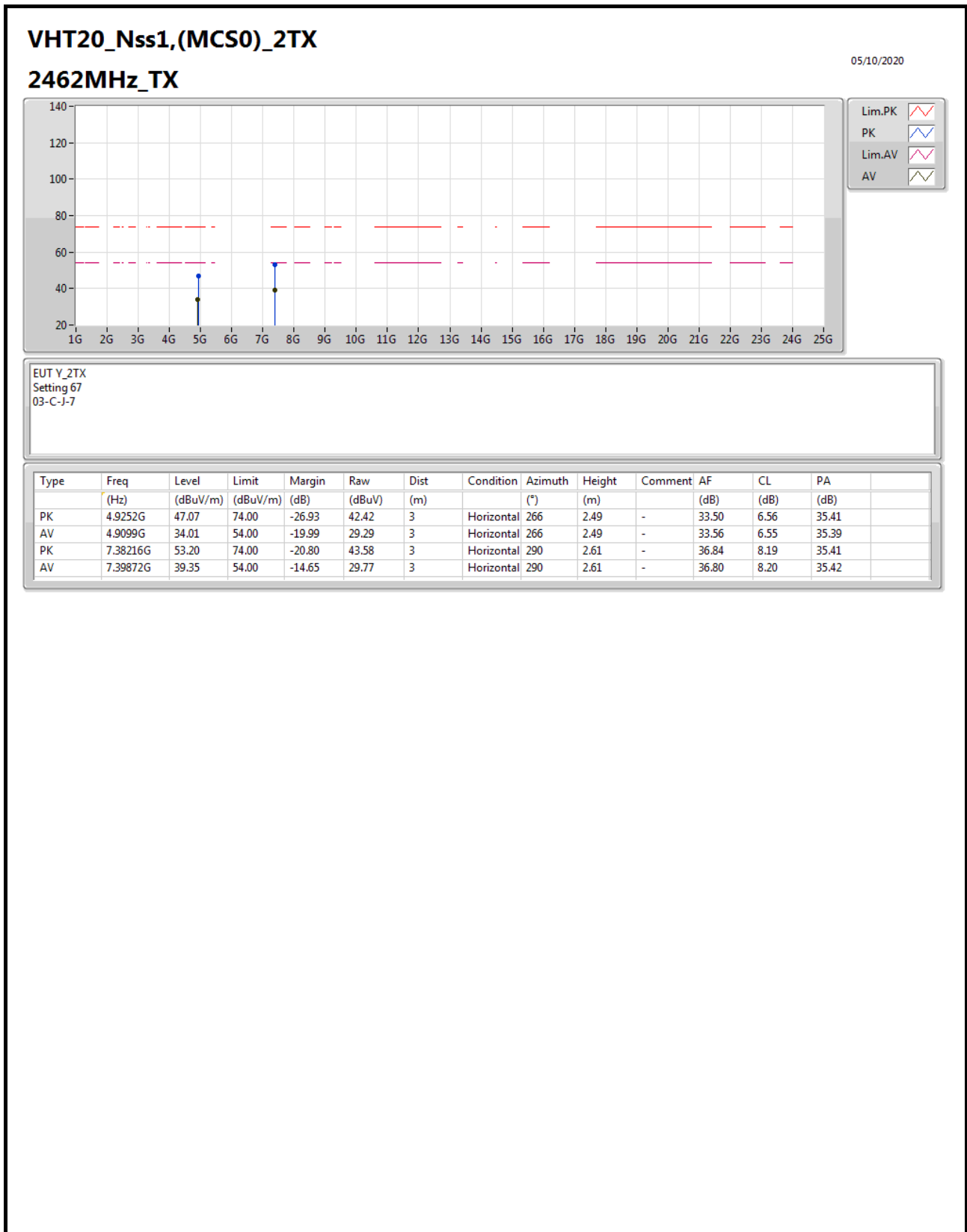


Test Mode: Mode 1





Test Mode: Mode 1





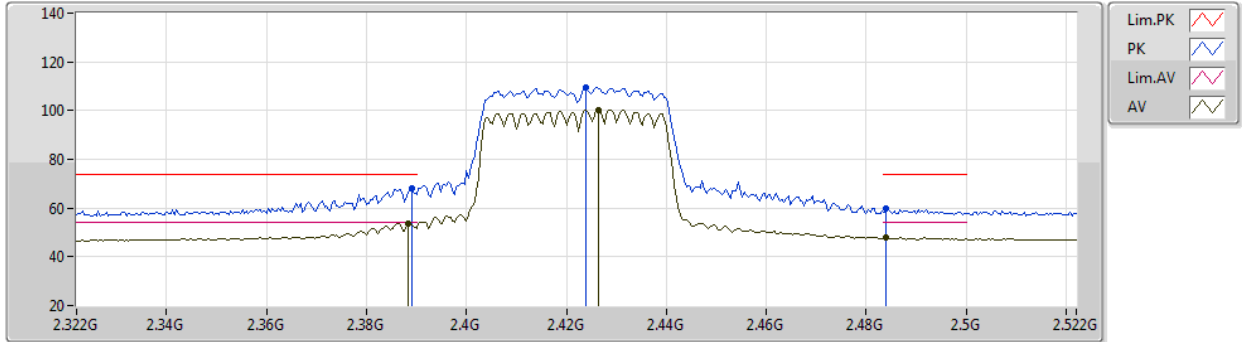


Test Mode: Mode 1

VHT40\_Nss1,(MCS0)\_2TX

05/10/2020

2422MHz\_TX



EUT Y\_2TX  
Setting 64  
03-C-J-7

Type	Freq (Hz)	Level (dBuV/m)	Limit (dBuV/m)	Margin (dB)	Raw (dBuV)	Dist (m)	Condition	Azimuth (°)	Height (m)	Comment	AF (dB)	CL (dB)	PA (dB)
PK	2.3892G	67.97	74.00	-6.03	35.88	3	Vertical	250	1.88	-	28.10	3.99	-
AV	2.3884G	53.76	54.00	-0.24	21.67	3	Vertical	250	1.88	-	28.10	3.99	-
PK	2.424G	109.44	Inf	-Inf	77.25	3	Vertical	250	1.88	-	28.15	4.04	-
AV	2.4264G	100.37	Inf	-Inf	68.18	3	Vertical	250	1.88	-	28.15	4.04	-
PK	2.484G	59.58	74.00	-14.42	27.05	3	Vertical	250	1.88	-	28.40	4.13	-
AV	2.484G	47.96	54.00	-6.04	15.43	3	Vertical	250	1.88	-	28.40	4.13	-

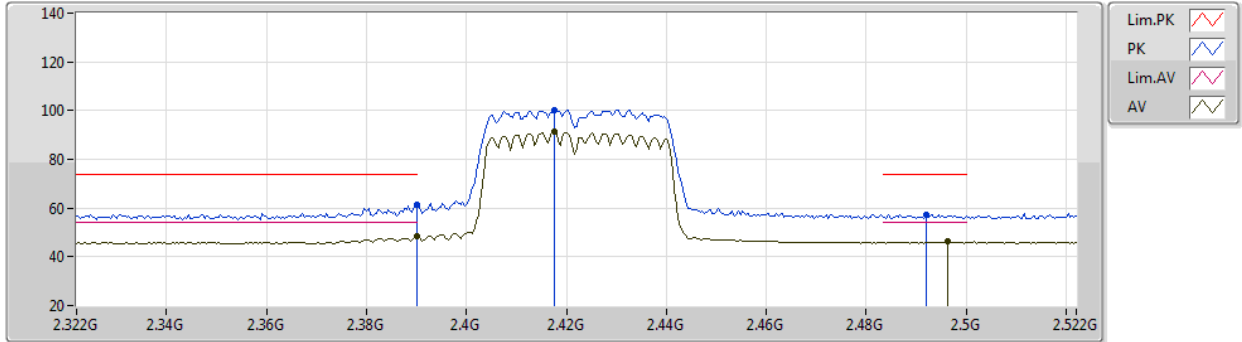


Test Mode: Mode 1

VHT40\_Nss1,(MCS0)\_2TX

05/10/2020

2422MHz\_TX

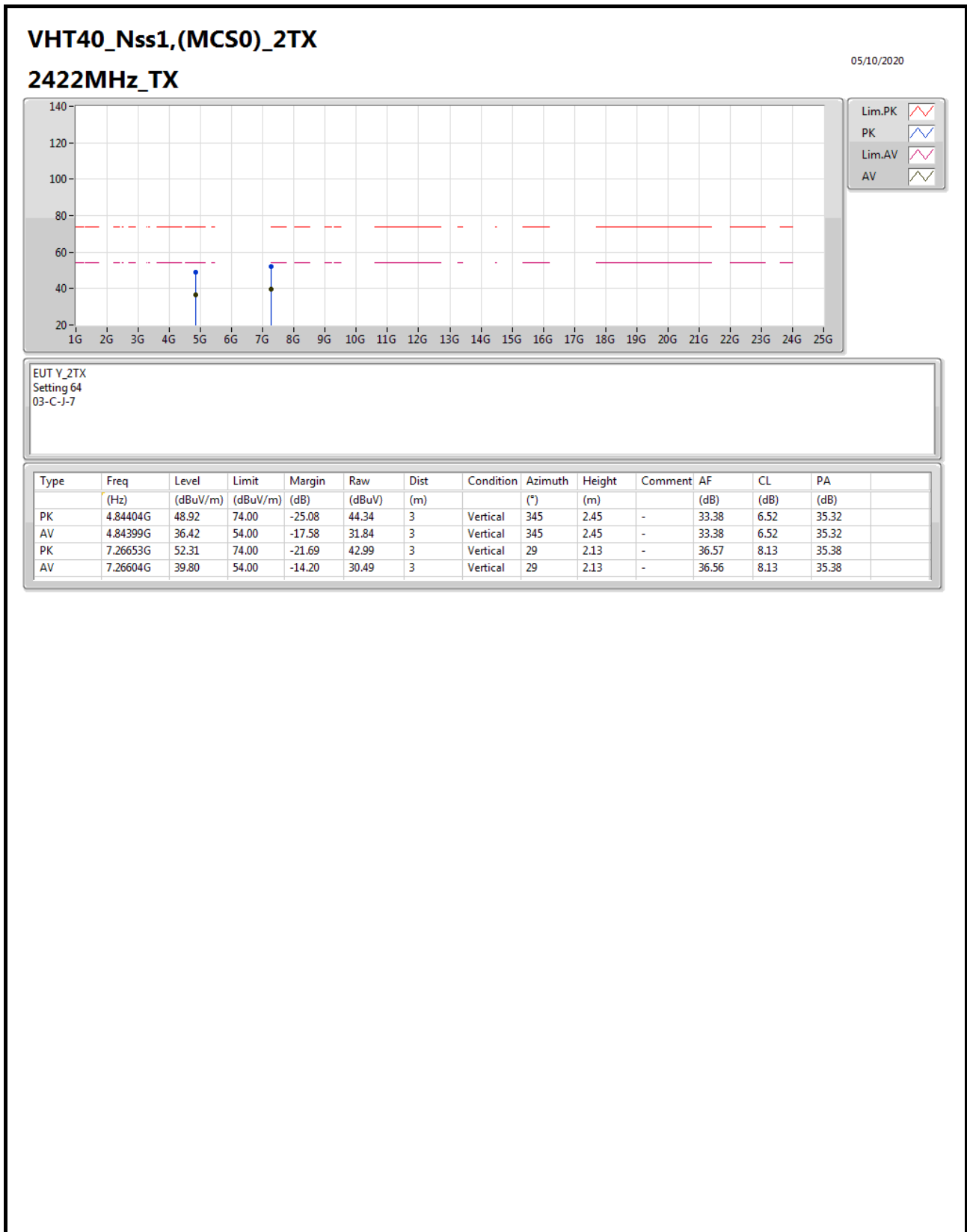


EUT Y\_2TX  
Setting 64  
03-C-J-7

Type	Freq (Hz)	Level (dBuV/m)	Limit (dBuV/m)	Margin (dB)	Raw (dBuV)	Dist (m)	Condition	Azimuth (°)	Height (m)	Comment	AF (dB)	CL (dB)	PA (dB)
PK	2.39G	61.40	74.00	-12.60	29.30	3	Horizontal	266	2.30	-	28.10	4.00	-
AV	2.39G	48.44	54.00	-5.56	16.34	3	Horizontal	266	2.30	-	28.10	4.00	-
PK	2.4176G	100.33	Inf	-Inf	68.16	3	Horizontal	266	2.30	-	28.14	4.03	-
AV	2.4176G	91.43	Inf	-Inf	59.26	3	Horizontal	266	2.30	-	28.14	4.03	-
PK	2.492G	57.44	74.00	-16.56	24.85	3	Horizontal	266	2.30	-	28.45	4.14	-
AV	2.4964G	46.23	54.00	-7.77	13.61	3	Horizontal	266	2.30	-	28.48	4.14	-

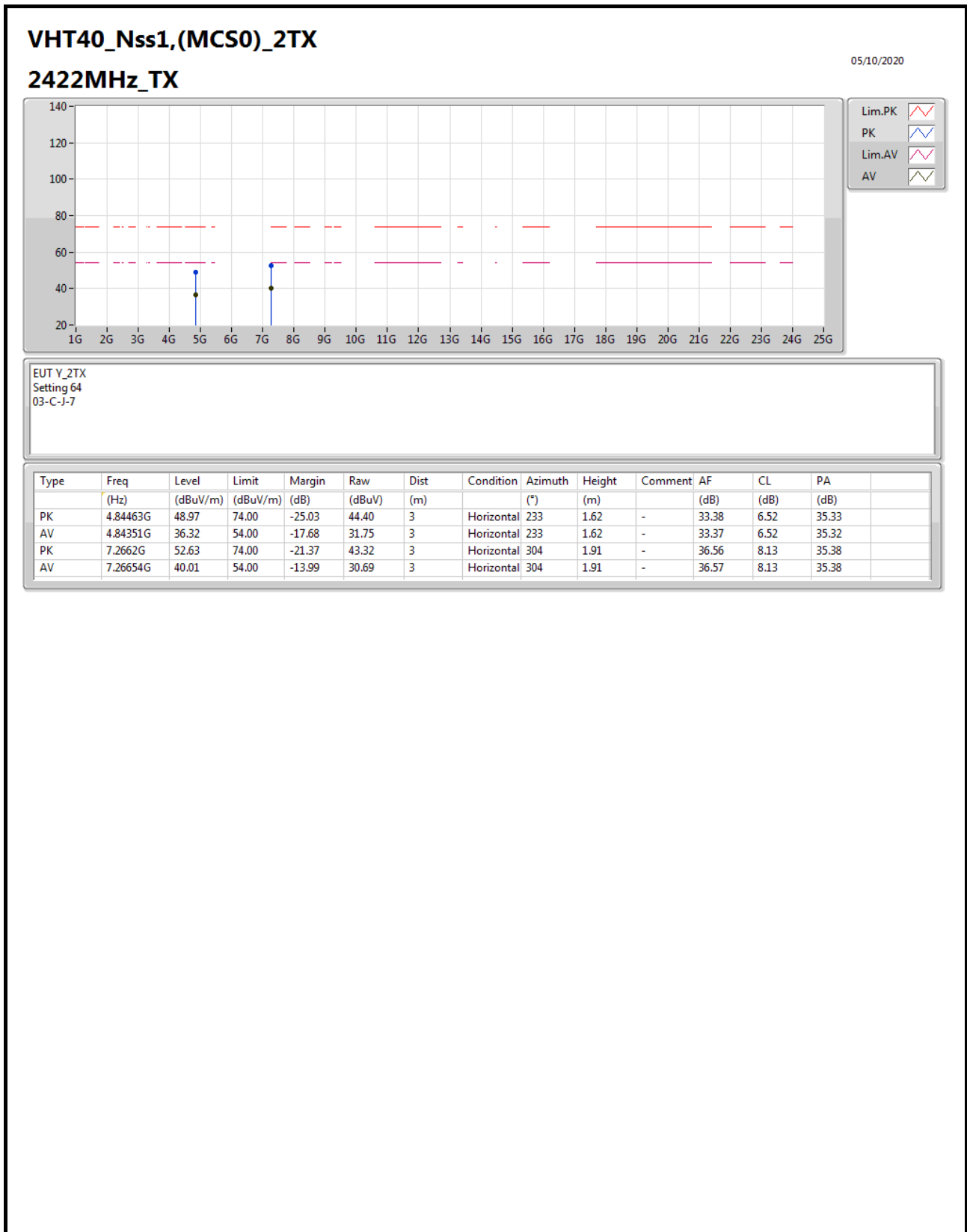


Test Mode: Mode 1



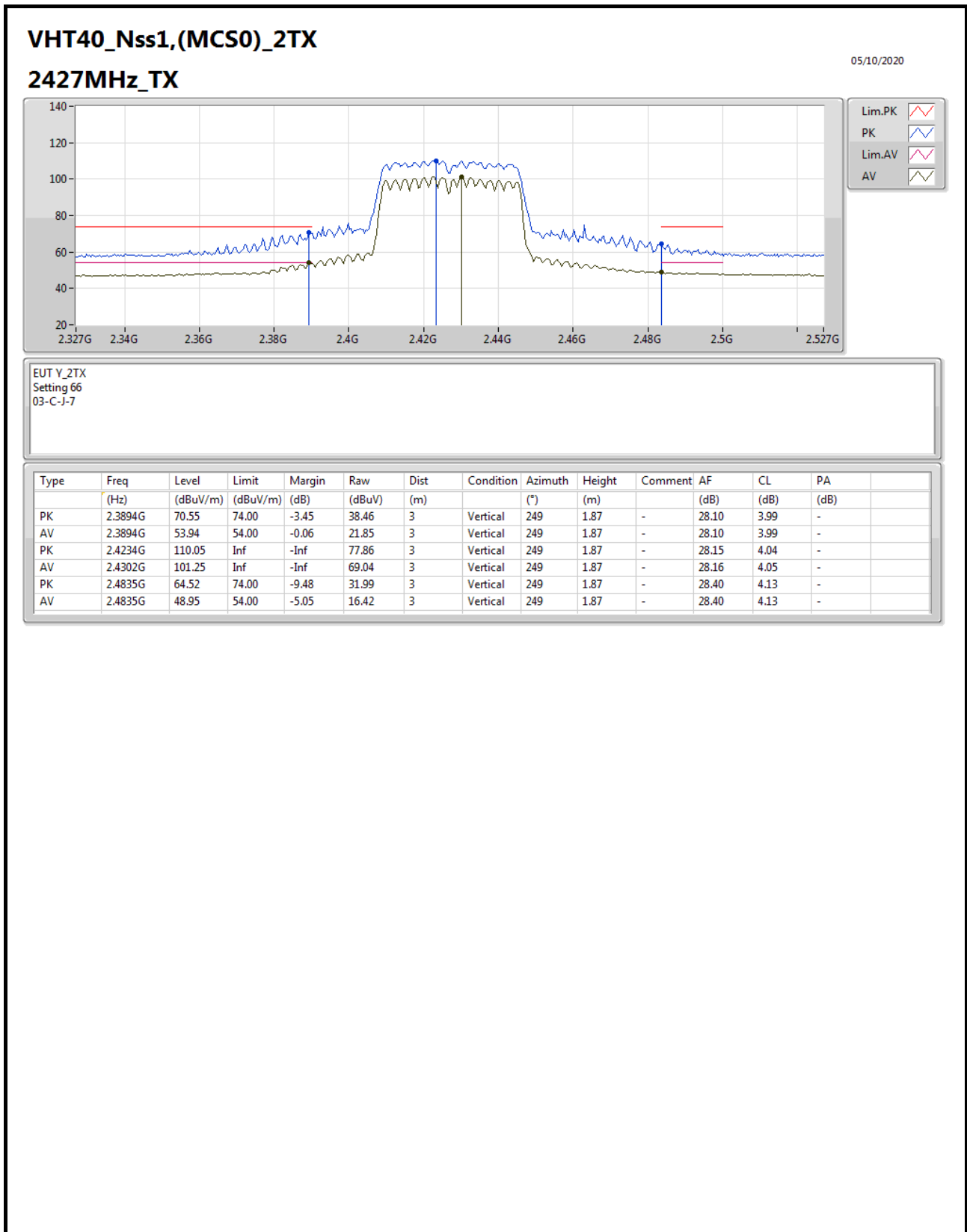


Test Mode: Mode 1





Test Mode: Mode 1



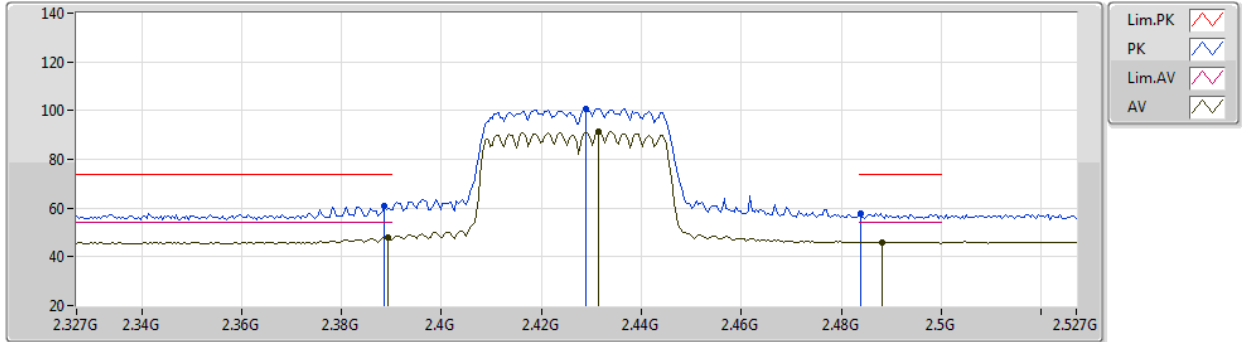


Test Mode: Mode 1

VHT40\_Nss1,(MCS0)\_2TX

05/10/2020

2427MHz\_TX

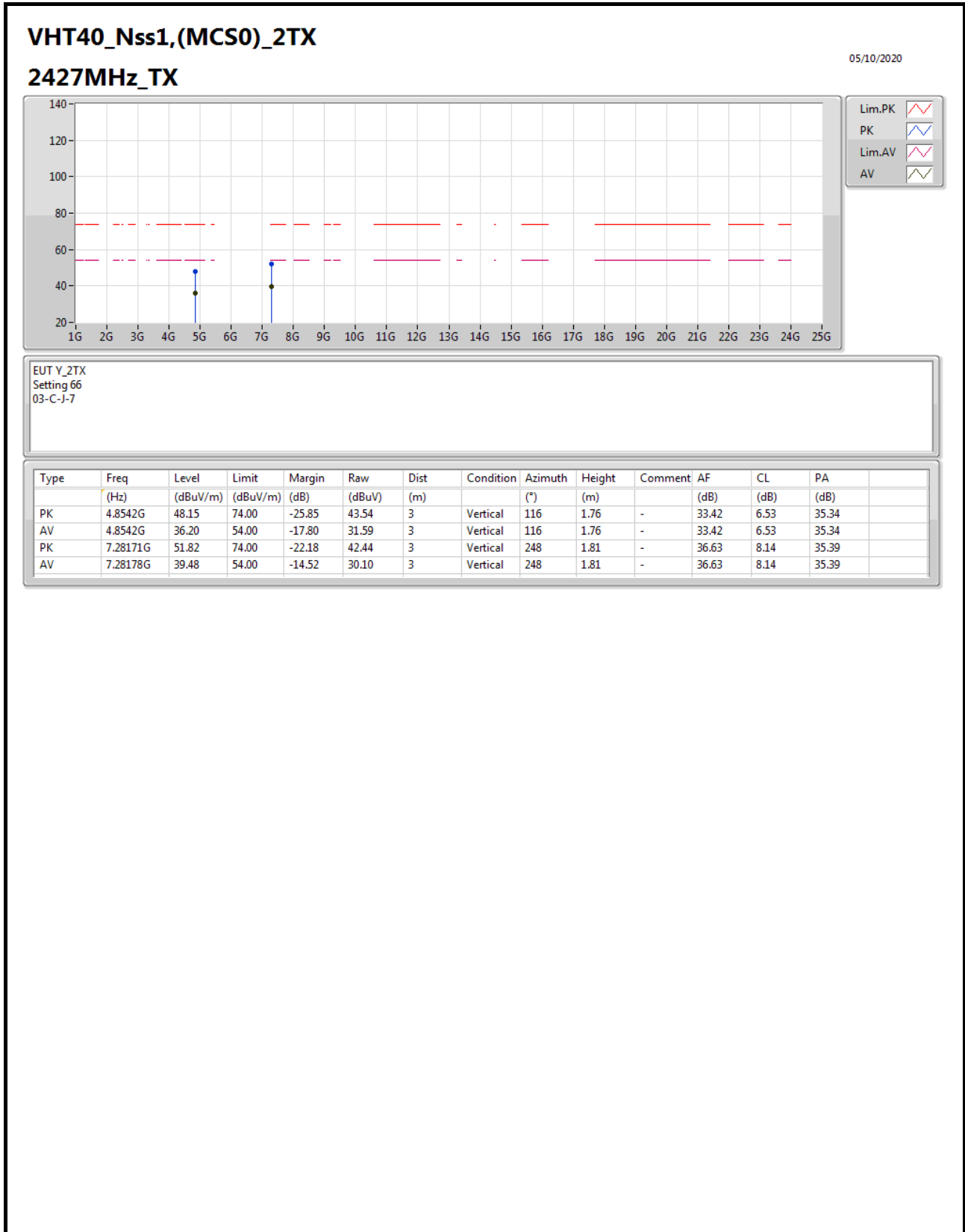


EUT Y\_2TX  
Setting 66  
03-C-J-7

Type	Freq (Hz)	Level (dBuV/m)	Limit (dBuV/m)	Margin (dB)	Raw (dBuV)	Dist (m)	Condition	Azimuth (°)	Height (m)	Comment	AF (dB)	CL (dB)	PA (dB)
PK	2.3886G	61.10	74.00	-12.90	29.01	3	Horizontal	265	2.32	-	28.10	3.99	-
AV	2.3894G	47.87	54.00	-6.13	15.78	3	Horizontal	265	2.32	-	28.10	3.99	-
PK	2.429G	100.89	Inf	-Inf	68.69	3	Horizontal	265	2.32	-	28.16	4.04	-
AV	2.4314G	91.48	Inf	-Inf	59.27	3	Horizontal	265	2.32	-	28.16	4.05	-
PK	2.4838G	57.79	74.00	-16.21	25.26	3	Horizontal	265	2.32	-	28.40	4.13	-
AV	2.4882G	46.06	54.00	-7.94	13.50	3	Horizontal	265	2.32	-	28.43	4.13	-

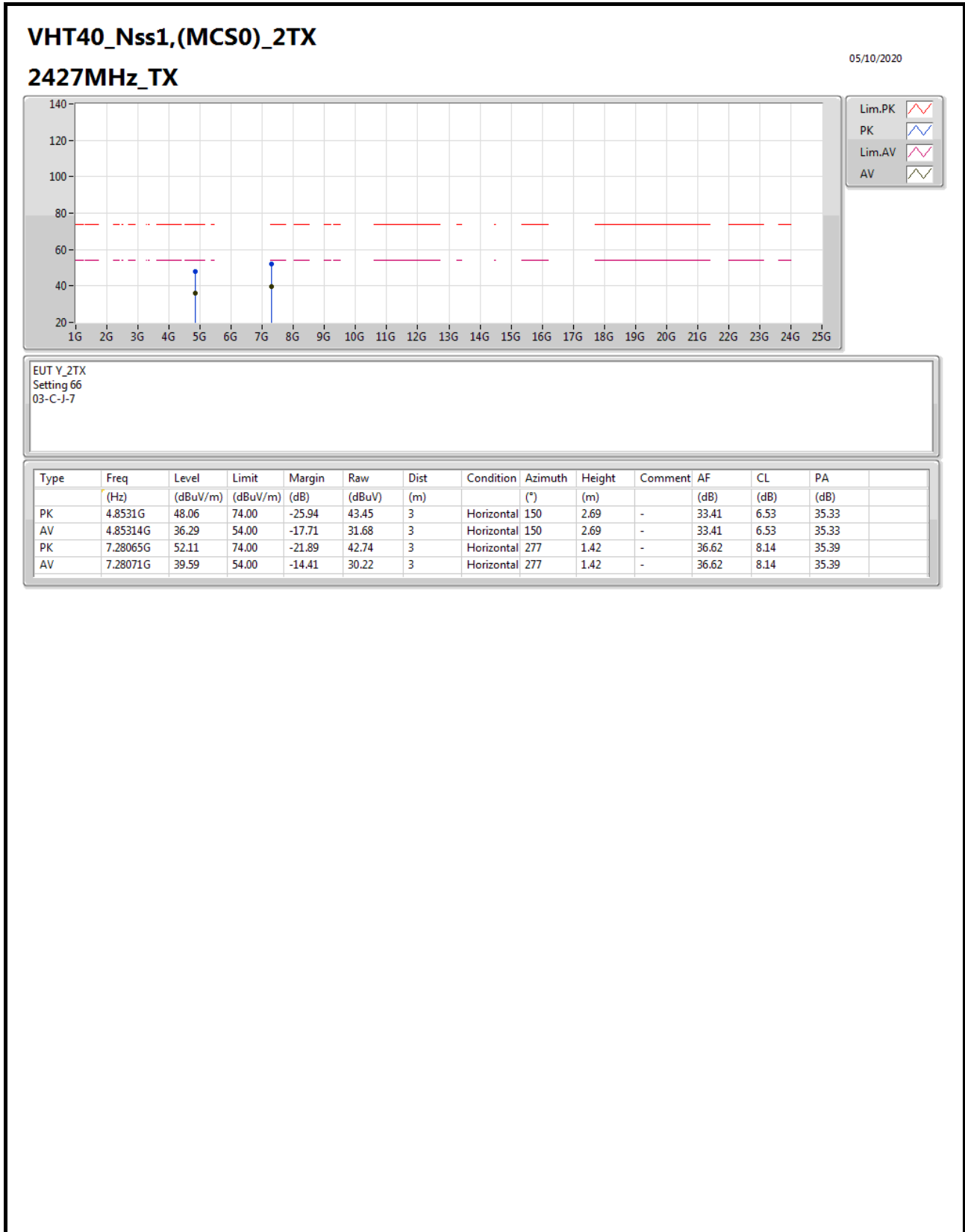


Test Mode: Mode 1





Test Mode: Mode 1





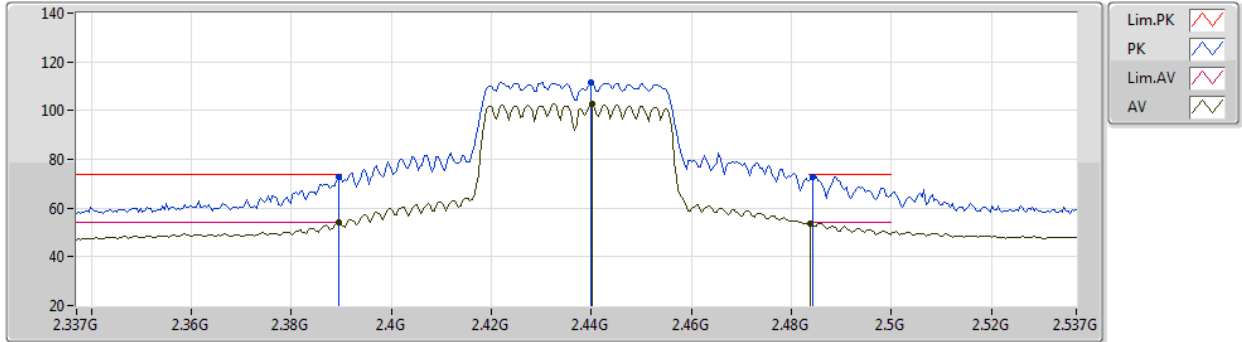


Test Mode: Mode 1

VHT40\_Nss1,(MCS0)\_2TX

05/10/2020

2437MHz\_TX

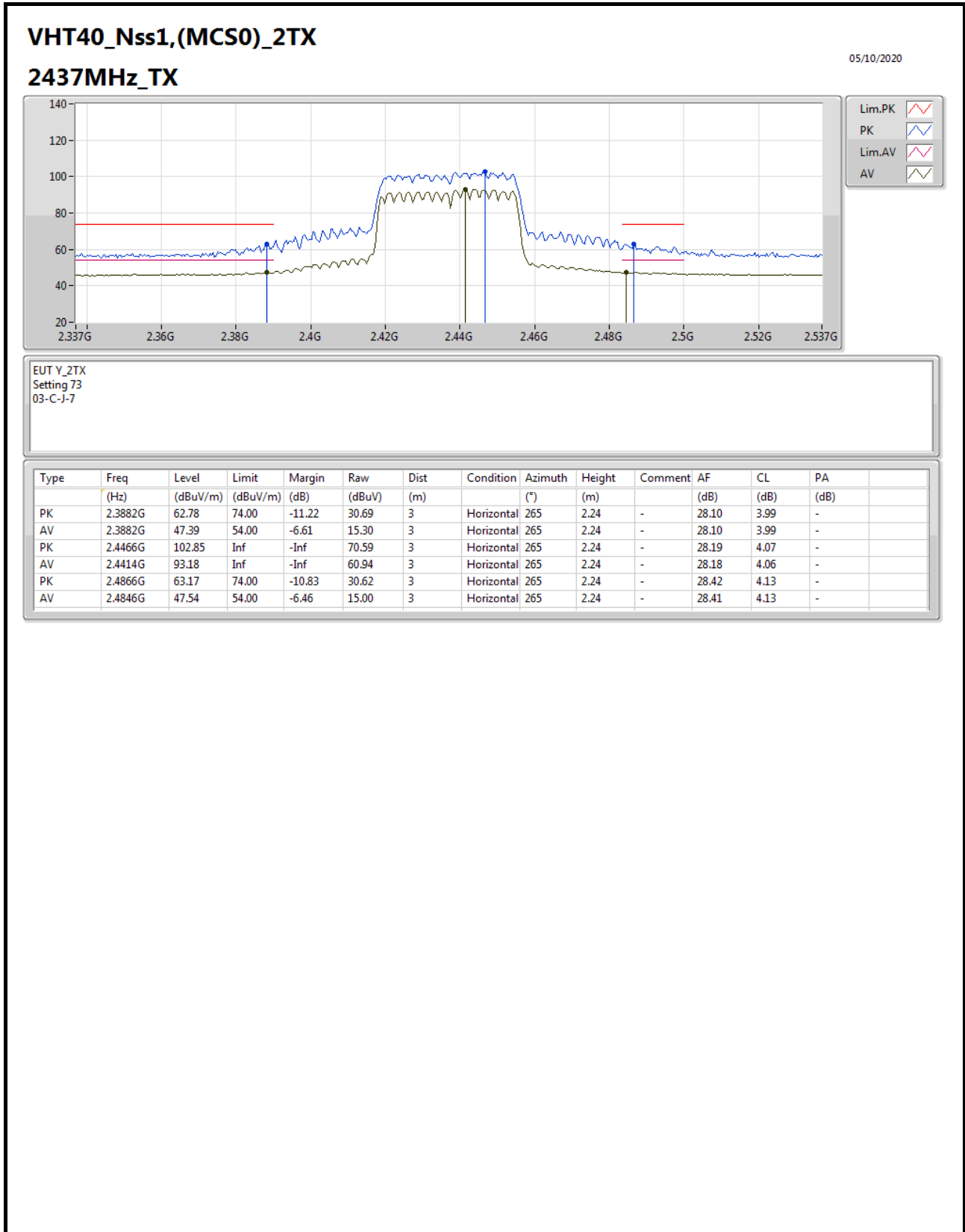


EUT\_Y\_2TX  
Setting 73  
03-C-J-7

Type	Freq (Hz)	Level (dBuV/m)	Limit (dBuV/m)	Margin (dB)	Raw (dBuV)	Dist (m)	Condition	Azimuth (°)	Height (m)	Comment	AF (dB)	CL (dB)	PA (dB)
PK	2.3894G	72.90	74.00	-1.10	40.81	3	Vertical	244	2.11	-	28.10	3.99	-
AV	2.3894G	53.98	54.00	-0.02	21.89	3	Vertical	244	2.11	-	28.10	3.99	-
PK	2.4398G	111.66	Inf	-Inf	79.42	3	Vertical	244	2.11	-	28.18	4.06	-
AV	2.4402G	102.88	Inf	-Inf	70.64	3	Vertical	244	2.11	-	28.18	4.06	-
PK	2.4842G	72.96	74.00	-1.04	40.42	3	Vertical	244	2.11	-	28.41	4.13	-
AV	2.4838G	53.68	54.00	-0.32	21.15	3	Vertical	244	2.11	-	28.40	4.13	-

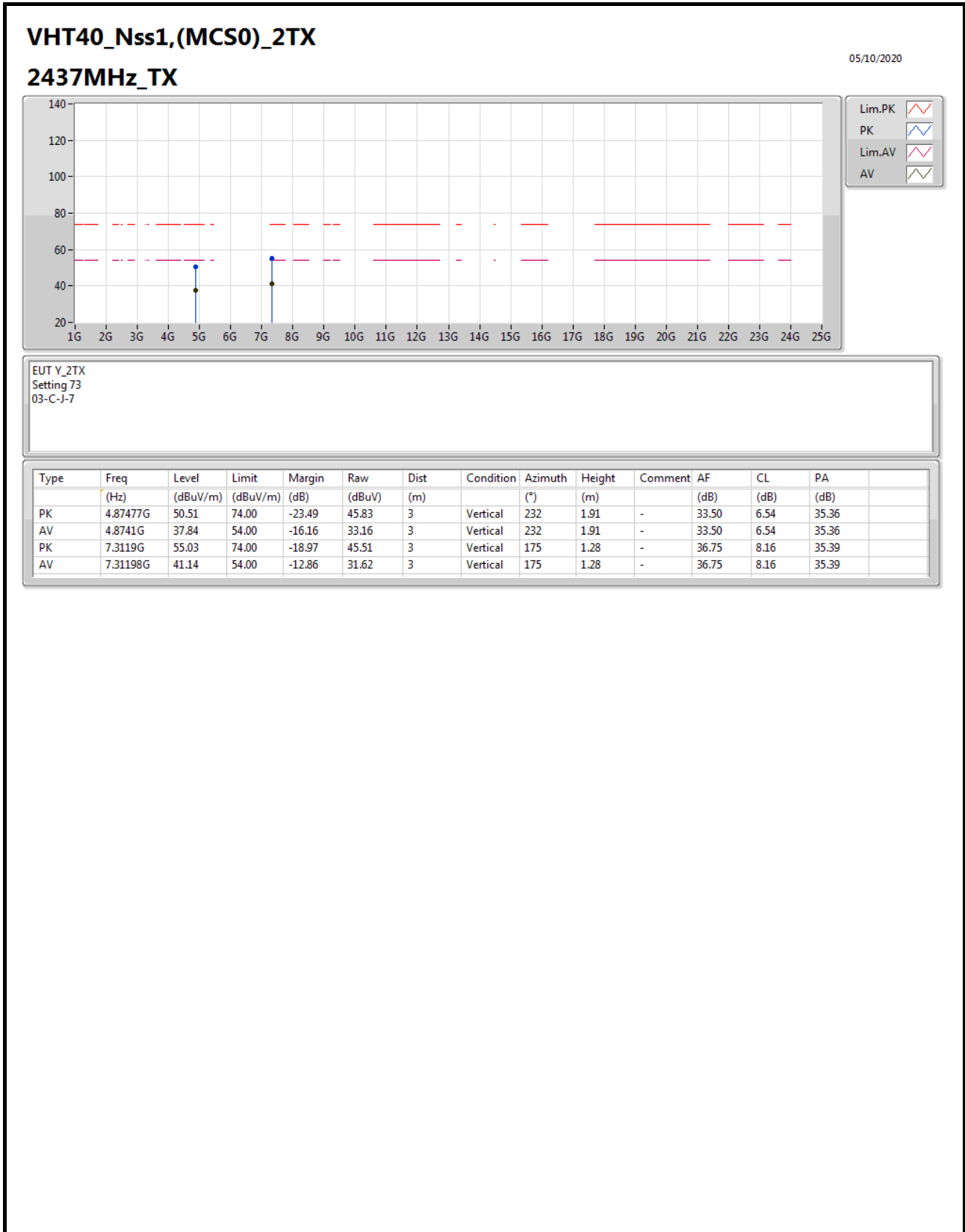


Test Mode: Mode 1



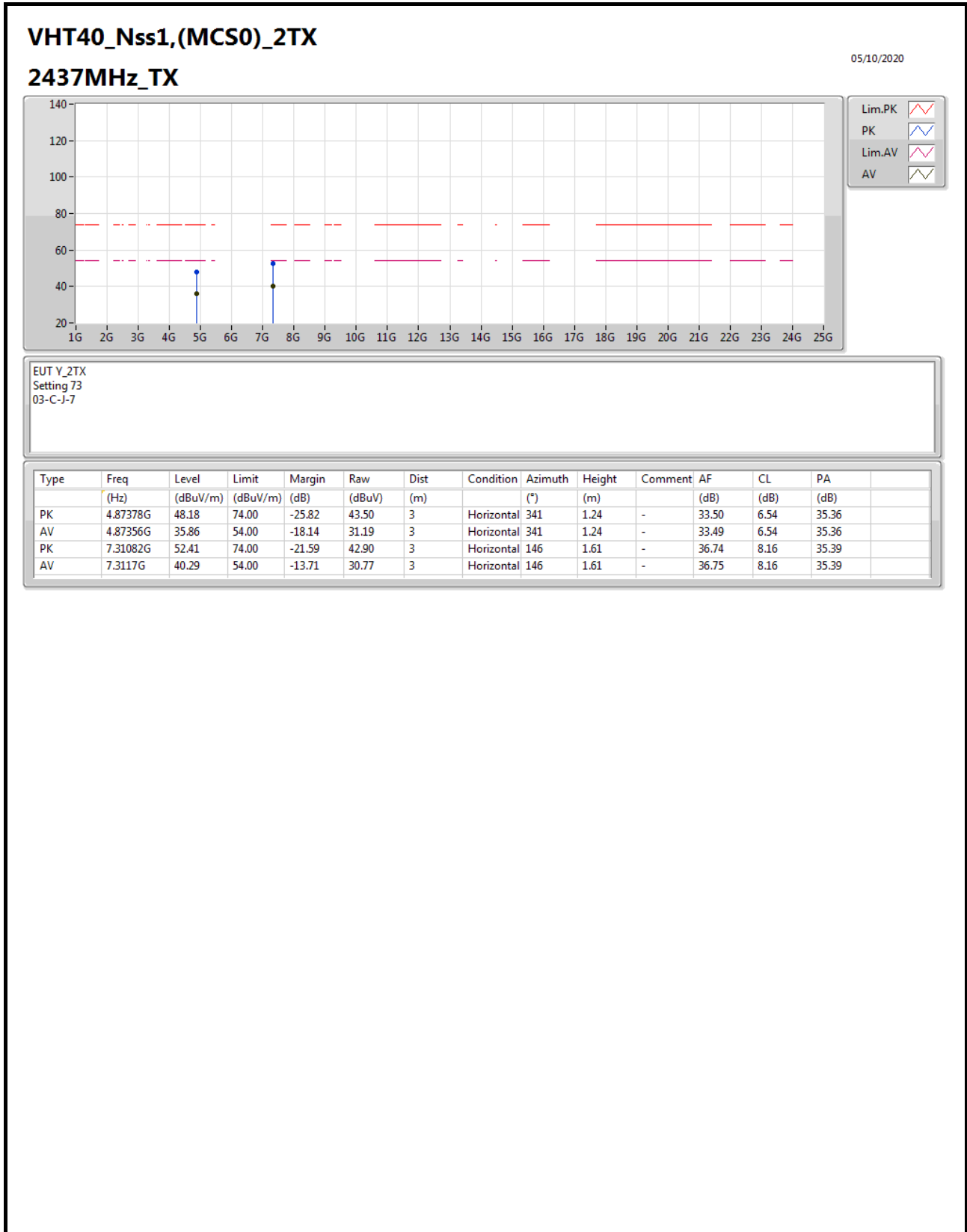


Test Mode: Mode 1





Test Mode: Mode 1



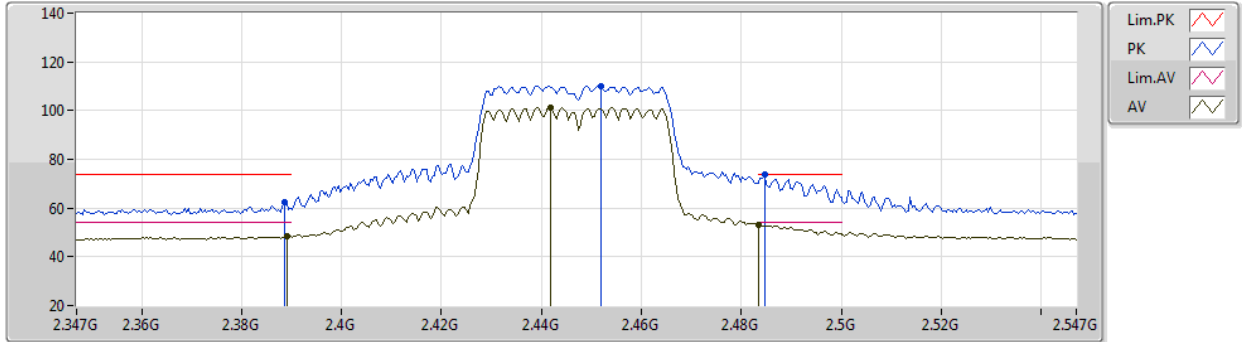


Test Mode: Mode 1

VHT40\_Nss1,(MCS0)\_2TX

05/10/2020

2447MHz\_TX

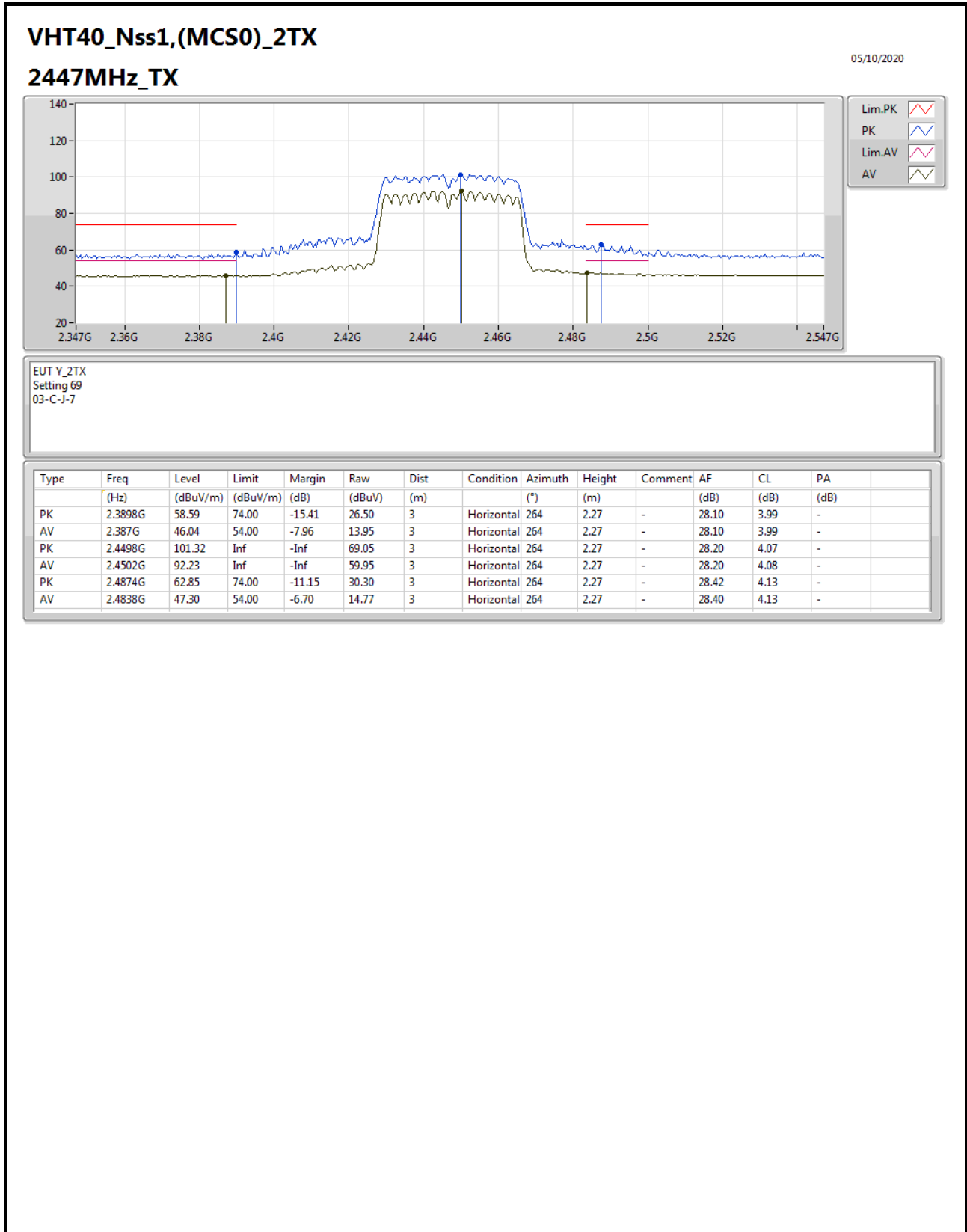


EUT\_Y\_2TX  
Setting 69  
03-C-J-7

Type	Freq (Hz)	Level (dBuV/m)	Limit (dBuV/m)	Margin (dB)	Raw (dBuV)	Dist (m)	Condition	Azimuth (°)	Height (m)	Comment	AF (dB)	CL (dB)	PA (dB)
PK	2.3886G	62.18	74.00	-11.82	30.09	3	Vertical	263	2.10	-	28.10	3.99	-
AV	2.389G	48.52	54.00	-5.48	16.43	3	Vertical	263	2.10	-	28.10	3.99	-
PK	2.4518G	110.20	Inf	-Inf	77.91	3	Vertical	263	2.10	-	28.21	4.08	-
AV	2.4418G	101.29	Inf	-Inf	69.05	3	Vertical	263	2.10	-	28.18	4.06	-
PK	2.4846G	73.91	74.00	-0.09	41.37	3	Vertical	263	2.10	-	28.41	4.13	-
AV	2.4835G	53.09	54.00	-0.91	20.56	3	Vertical	263	2.10	-	28.40	4.13	-

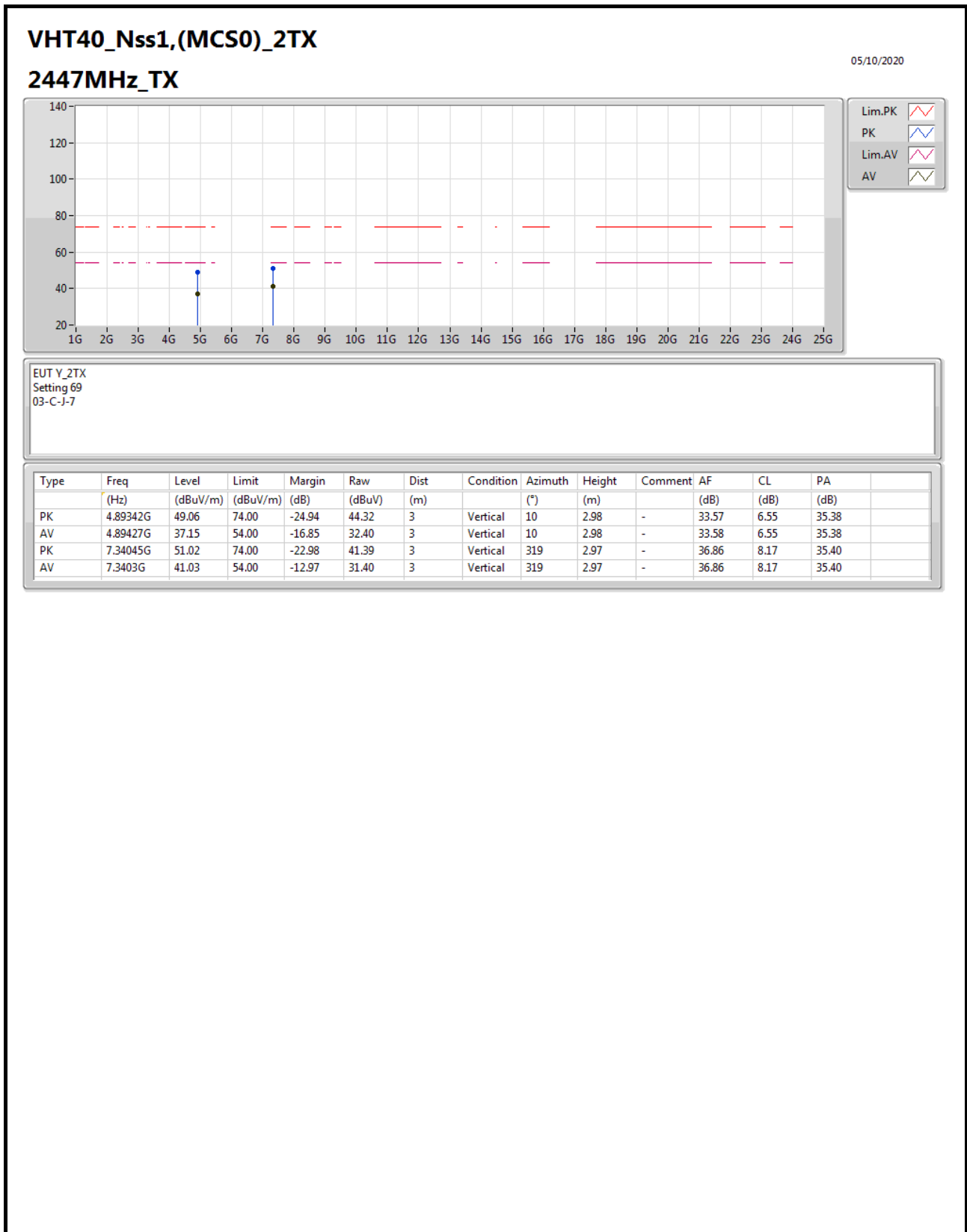


Test Mode: Mode 1



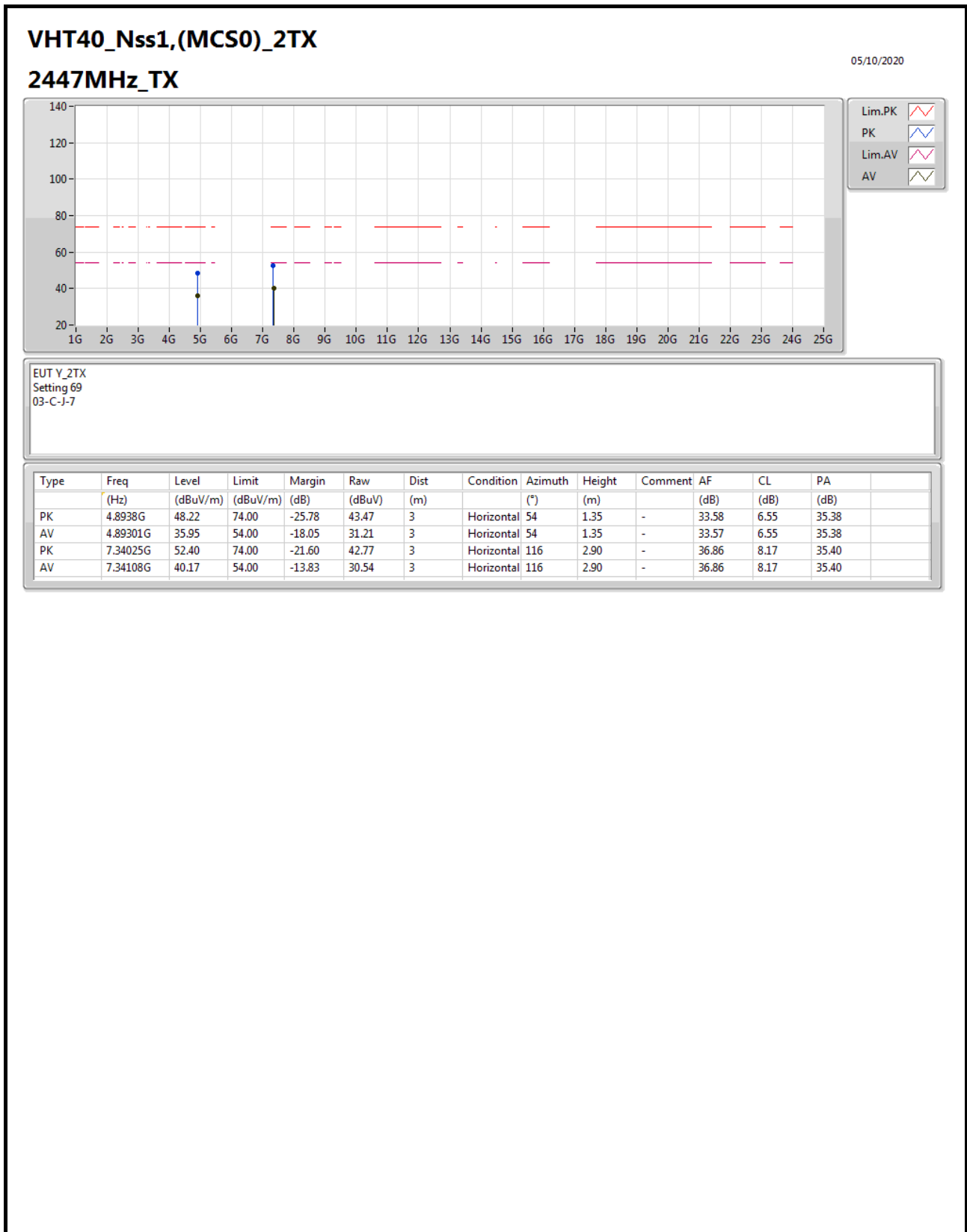


Test Mode: Mode 1





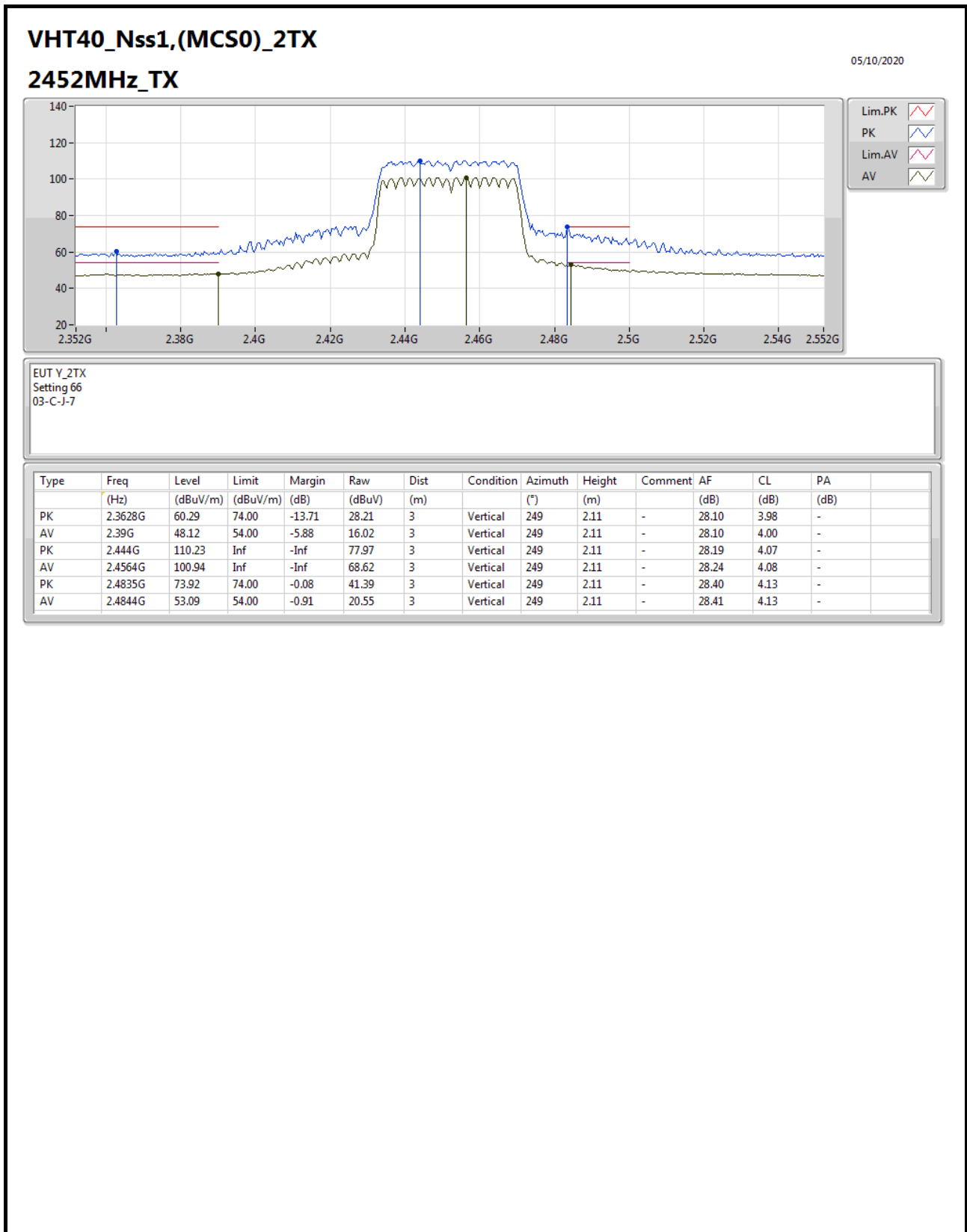
Test Mode: Mode 1







Test Mode: Mode 1



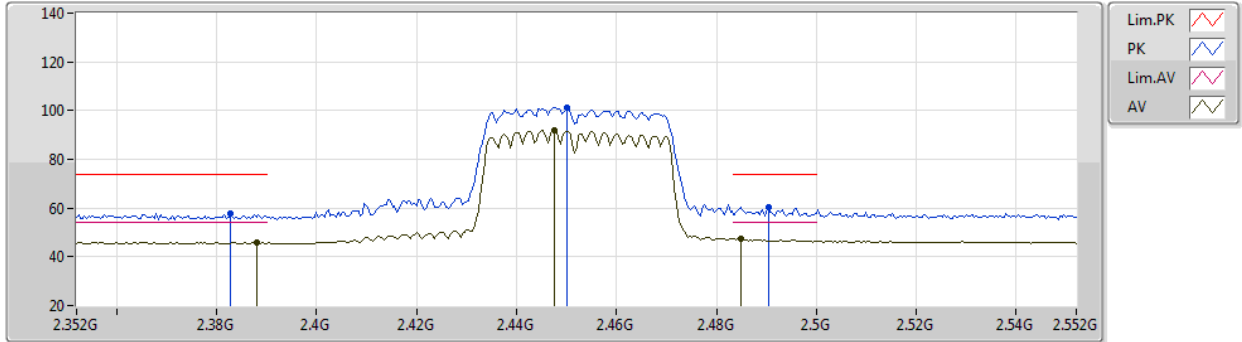


Test Mode: Mode 1

VHT40\_Nss1,(MCS0)\_2TX

05/10/2020

2452MHz\_TX

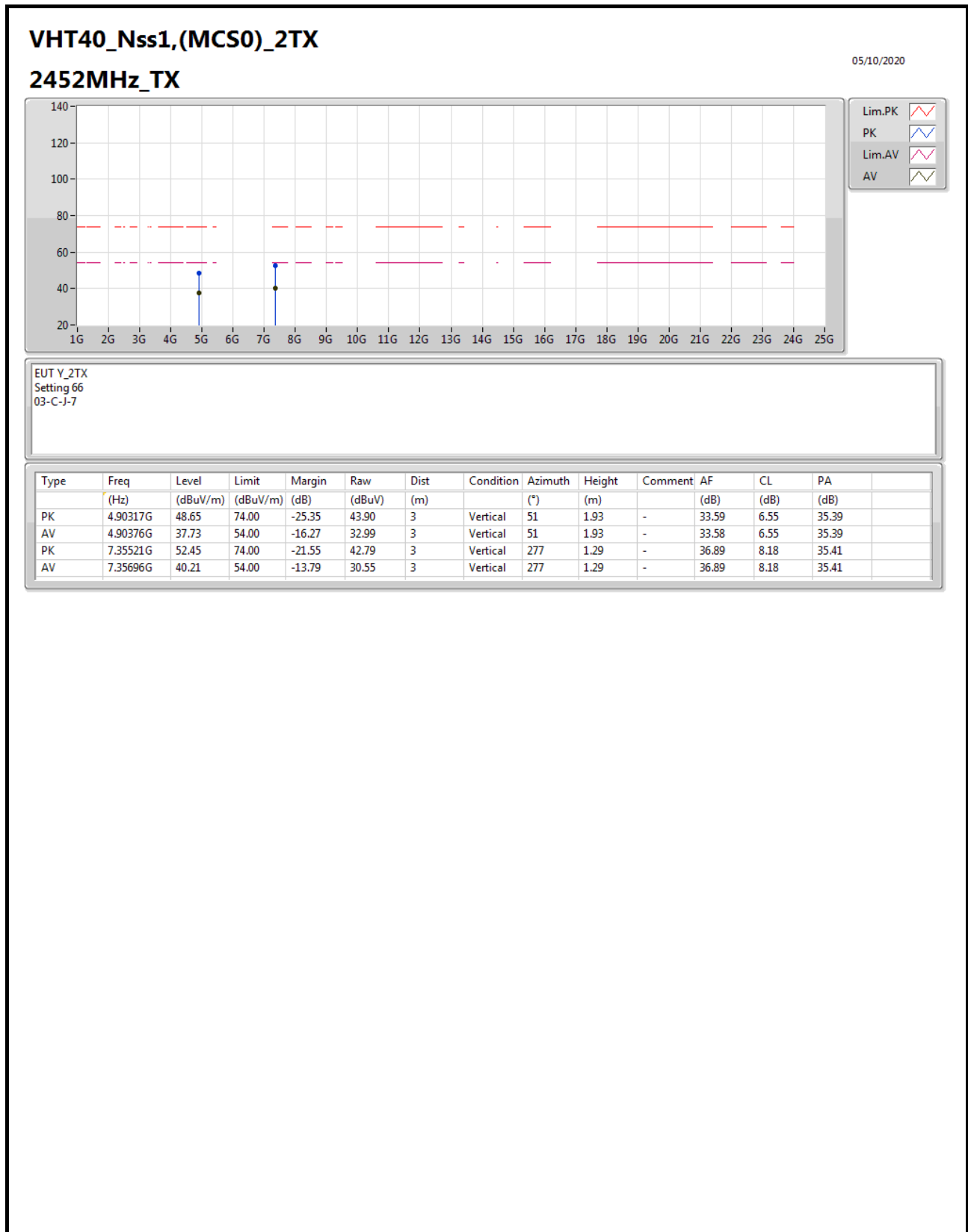


EUT Y\_2TX  
Setting 66  
03-C-J-7

Type	Freq (Hz)	Level (dBuV/m)	Limit (dBuV/m)	Margin (dB)	Raw (dBuV)	Dist (m)	Condition	Azimuth (°)	Height (m)	Comment	AF (dB)	CL (dB)	PA (dB)
PK	2.3828G	57.74	74.00	-16.26	25.65	3	Horizontal	264	2.26	-	28.10	3.99	-
AV	2.388G	45.85	54.00	-8.15	13.76	3	Horizontal	264	2.26	-	28.10	3.99	-
PK	2.45G	101.29	Inf	-Inf	69.01	3	Horizontal	264	2.26	-	28.20	4.08	-
AV	2.4476G	92.15	Inf	-Inf	59.88	3	Horizontal	264	2.26	-	28.20	4.07	-
PK	2.4904G	60.54	74.00	-13.46	27.96	3	Horizontal	264	2.26	-	28.44	4.14	-
AV	2.4848G	47.39	54.00	-6.61	14.85	3	Horizontal	264	2.26	-	28.41	4.13	-

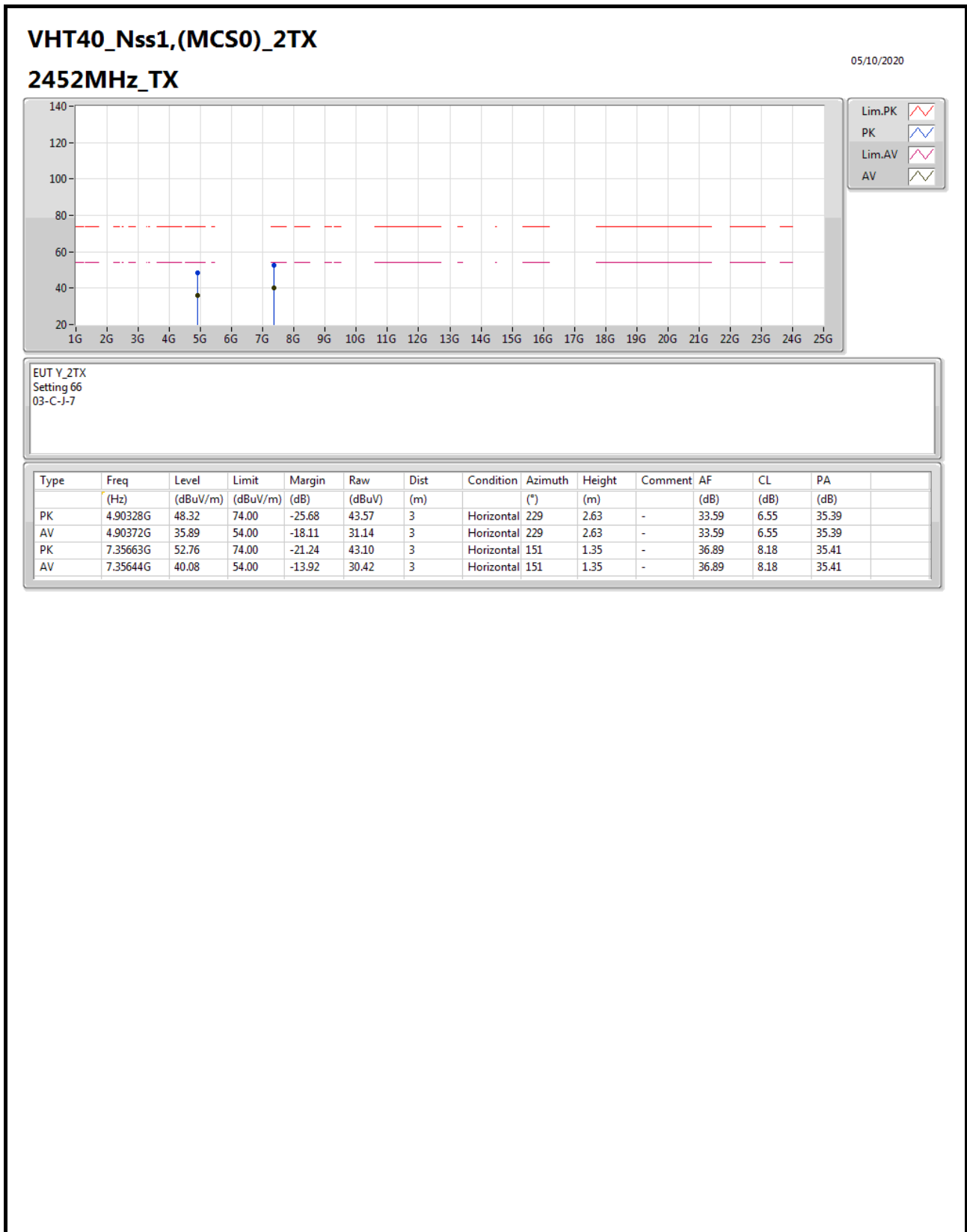


Test Mode: Mode 1





Test Mode: Mode 1



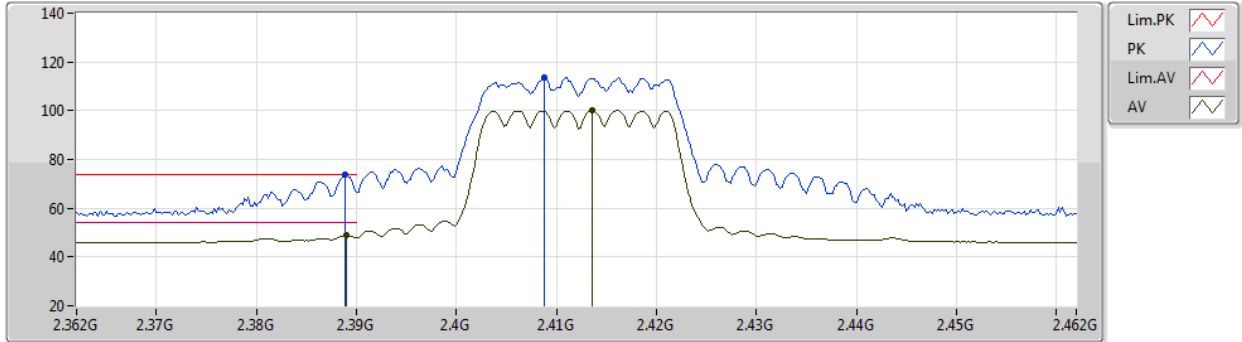


Test Mode: Mode 1

802.11ax HEW20\_Nss1,(MCS0)\_2TX

05/10/2020

2412MHz\_TX



EUT Y\_2TX  
Setting 59  
03-C-J-7

Type	Freq (Hz)	Level (dBuV/m)	Limit (dBuV/m)	Margin (dB)	Raw (dBuV)	Dist (m)	Condition	Azimuth (°)	Height (m)	Comment	AF (dB)	CL (dB)	PA (dB)
PK	2.3888G	73.76	74.00	-0.24	41.67	3	Vertical	246	2.11	-	28.10	3.99	-
AV	2.389G	48.86	54.00	-5.14	16.77	3	Vertical	246	2.11	-	28.10	3.99	-
PK	2.4088G	113.51	Inf	-Inf	81.38	3	Vertical	246	2.11	-	28.12	4.01	-
AV	2.4136G	100.15	Inf	-Inf	68.00	3	Vertical	246	2.11	-	28.13	4.02	-

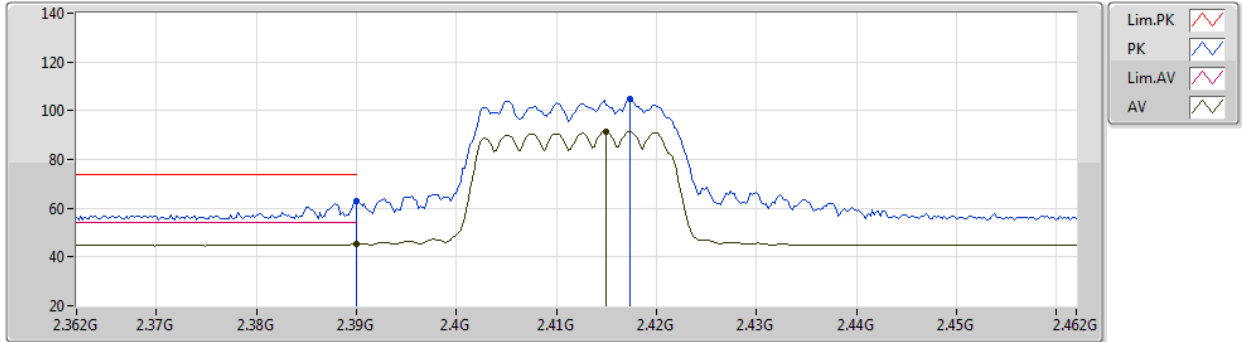


Test Mode: Mode 1

802.11ax HEW20\_Nss1,(MCS0)\_2TX

05/10/2020

2412MHz\_TX



EUT Y\_2TX  
Setting 59  
03-C-J-7

Type	Freq (Hz)	Level (dBuV/m)	Limit (dBuV/m)	Margin (dB)	Raw (dBuV)	Dist (m)	Condition	Azimuth (°)	Height (m)	Comment	AF (dB)	CL (dB)	PA (dB)
PK	2.39G	62.87	74.00	-11.13	30.77	3	Horizontal	264	2.28	-	28.10	4.00	-
AV	2.39G	45.44	54.00	-8.56	13.34	3	Horizontal	264	2.28	-	28.10	4.00	-
PK	2.4174G	104.74	Inf	-Inf	72.58	3	Horizontal	264	2.28	-	28.13	4.03	-
AV	2.415G	91.40	Inf	-Inf	59.25	3	Horizontal	264	2.28	-	28.13	4.02	-

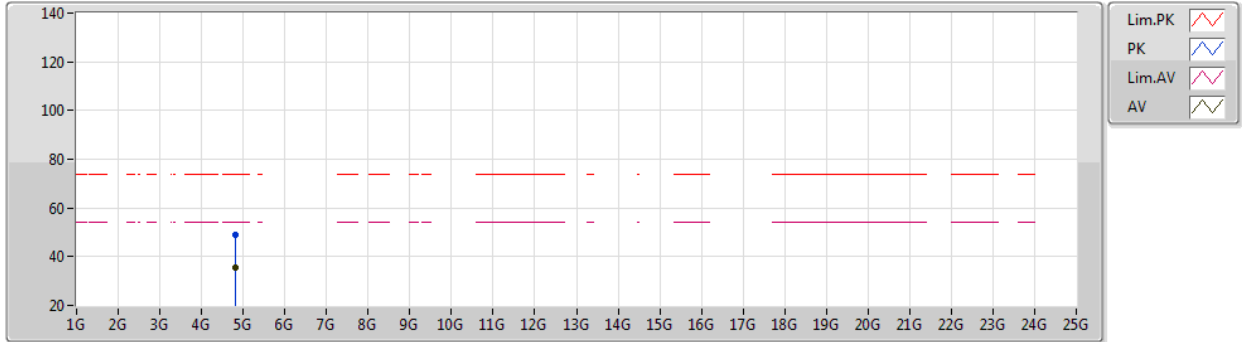


Test Mode: Mode 1

802.11ax HEW20\_Nss1,(MCS0)\_2TX

05/10/2020

2412MHz\_TX



EUT Y\_2TX  
Setting 59  
03-C-J-7

Type	Freq (Hz)	Level (dBuV/m)	Limit (dBuV/m)	Margin (dB)	Raw (dBuV)	Dist (m)	Condition	Azimuth (°)	Height (m)	Comment	AF (dB)	CL (dB)	PA (dB)
PK	4.82335G	49.14	74.00	-24.86	44.64	3	Vertical	211	2.77	-	33.29	6.51	35.30
AV	4.82307G	35.77	54.00	-18.23	31.27	3	Vertical	211	2.77	-	33.29	6.51	35.30

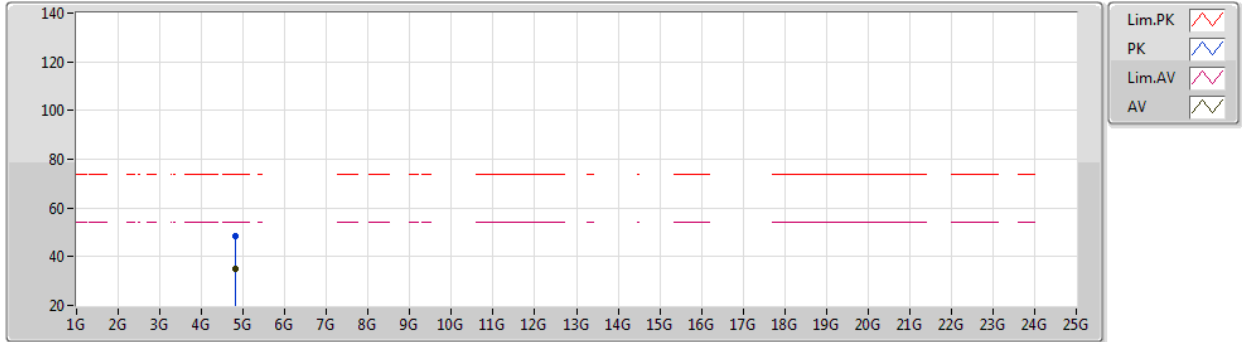


Test Mode: Mode 1

802.11ax HEW20\_Nss1,(MCS0)\_2TX

05/10/2020

2412MHz\_TX



EUT Y\_2TX  
Setting 59  
03-C-J-7

Type	Freq (Hz)	Level (dBuV/m)	Limit (dBuV/m)	Margin (dB)	Raw (dBuV)	Dist (m)	Condition	Azimuth (°)	Height (m)	Comment	AF (dB)	CL (dB)	PA (dB)
PK	4.82432G	48.40	74.00	-25.60	43.89	3	Horizontal	89	2.33	-	33.30	6.51	35.30
AV	4.82499G	34.87	54.00	-19.13	30.36	3	Horizontal	89	2.33	-	33.30	6.51	35.30



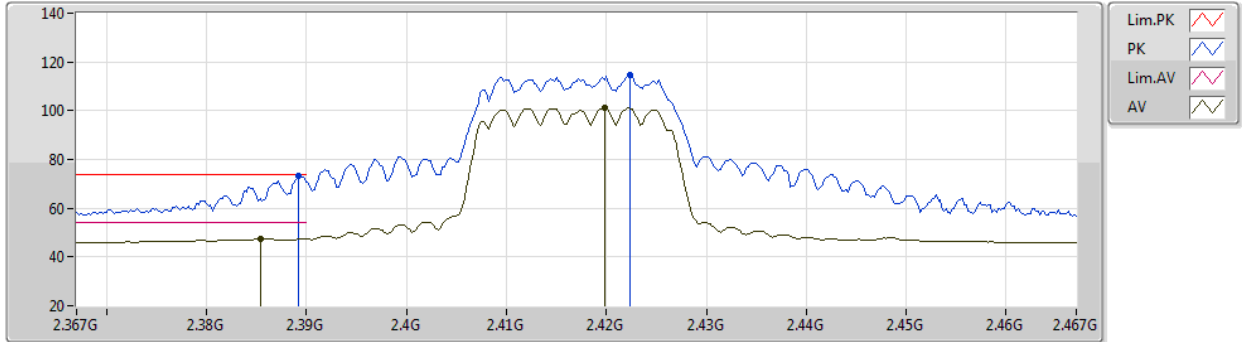


Test Mode: Mode 1

802.11ax HEW20\_Nss1,(MCS0)\_2TX

05/10/2020

2417MHz\_TX



EUT Y\_2TX  
Setting 62  
03-C-J-7

Type	Freq (Hz)	Level (dBuV/m)	Limit (dBuV/m)	Margin (dB)	Raw (dBuV)	Dist (m)	Condition	Azimuth (°)	Height (m)	Comment	AF (dB)	CL (dB)	PA (dB)
PK	2.3892G	73.53	74.00	-0.47	41.44	3	Vertical	237	2.35	-	28.10	3.99	-
AV	2.3854G	47.52	54.00	-6.48	15.43	3	Vertical	237	2.35	-	28.10	3.99	-
PK	2.4224G	114.74	Inf	-Inf	82.57	3	Vertical	237	2.35	-	28.14	4.03	-
AV	2.4198G	101.12	Inf	-Inf	68.95	3	Vertical	237	2.35	-	28.14	4.03	-

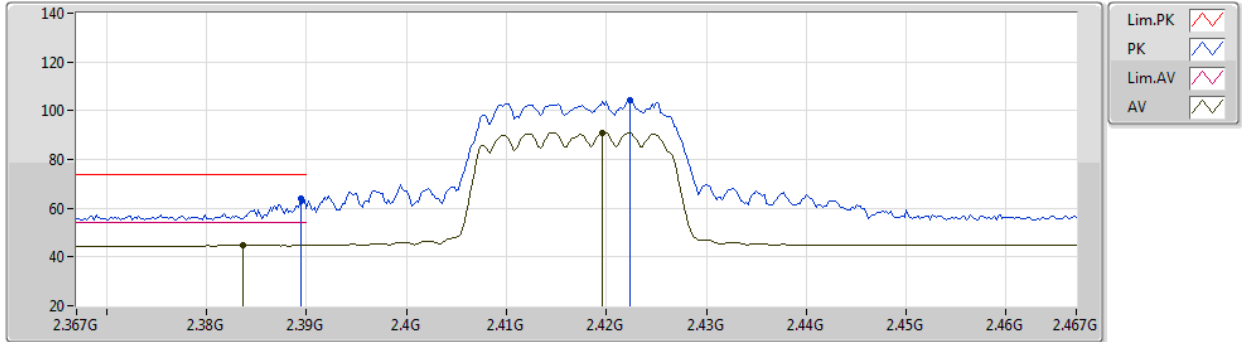


Test Mode: Mode 1

802.11ax HEW20\_Nss1,(MCS0)\_2TX

05/10/2020

2417MHz\_TX



EUT Y\_2TX  
Setting 62  
03-C-J-7

Type	Freq (Hz)	Level (dBuV/m)	Limit (dBuV/m)	Margin (dB)	Raw (dBuV)	Dist (m)	Condition	Azimuth (°)	Height (m)	Comment	AF (dB)	CL (dB)	PA (dB)
PK	2.3894G	64.09	74.00	-9.91	32.00	3	Horizontal	96	1.21	-	28.10	3.99	-
AV	2.3836G	44.73	54.00	-9.27	12.64	3	Horizontal	96	1.21	-	28.10	3.99	-
PK	2.4224G	104.21	Inf	-Inf	72.04	3	Horizontal	96	1.21	-	28.14	4.03	-
AV	2.4196G	91.10	Inf	-Inf	58.93	3	Horizontal	96	1.21	-	28.14	4.03	-

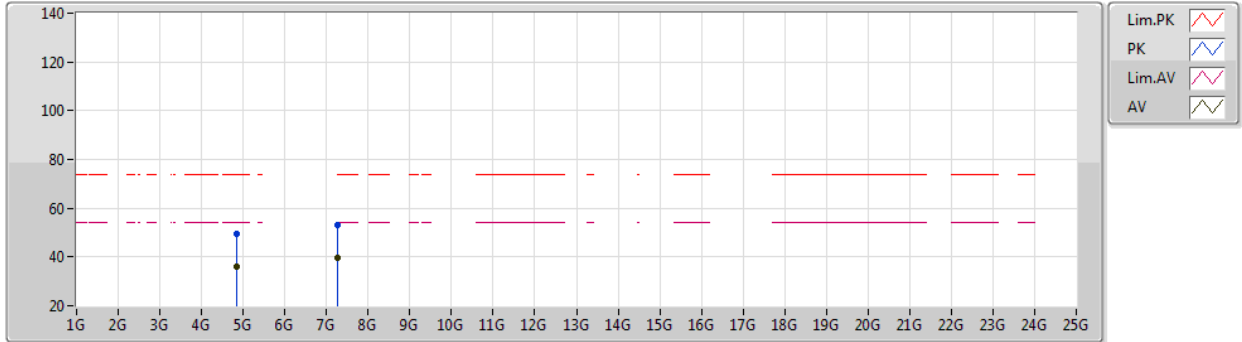


Test Mode: Mode 1

802.11ax HEW20\_Nss1,(MCS0)\_2TX

05/10/2020

2417MHz\_TX

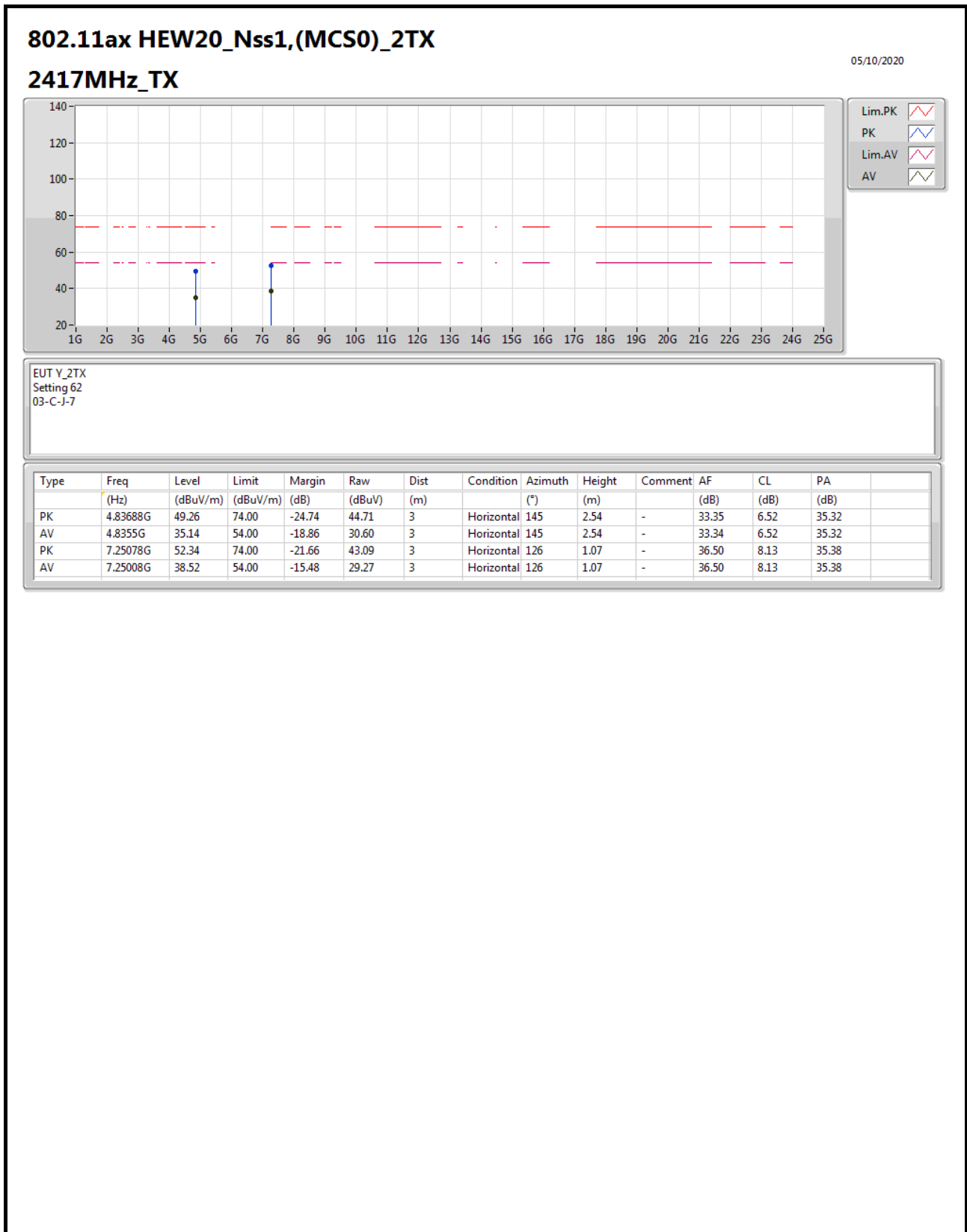


EUT Y\_2TX  
Setting 62  
03-C-J-7

Type	Freq (Hz)	Level (dBuV/m)	Limit (dBuV/m)	Margin (dB)	Raw (dBuV)	Dist (m)	Condition	Azimuth (°)	Height (m)	Comment	AF (dB)	CL (dB)	PA (dB)
PK	4.83304G	49.65	74.00	-24.35	45.11	3	Vertical	170	2.00	-	33.33	6.52	35.31
AV	4.83316G	36.18	54.00	-17.82	31.64	3	Vertical	170	2.00	-	33.33	6.52	35.31
PK	7.25556G	52.91	74.00	-21.09	43.64	3	Vertical	174	2.06	-	36.52	8.13	35.38
AV	7.25358G	39.47	54.00	-14.53	30.21	3	Vertical	174	2.06	-	36.51	8.13	35.38



Test Mode: Mode 1

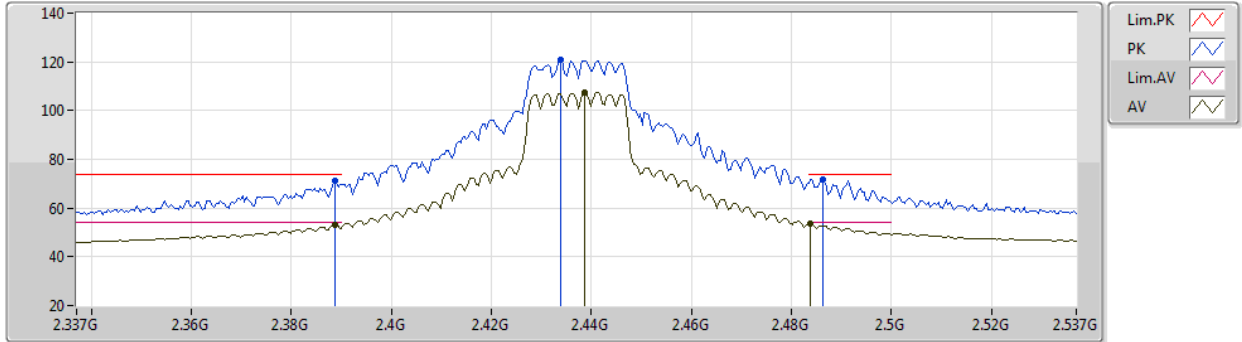


Test Mode: Mode 1

802.11ax HEW20\_Nss1,(MCS0)\_2TX

05/10/2020

2437MHz\_TX



EUT\_Y\_2TX  
Setting 87  
03-C-J-7

Type	Freq (Hz)	Level (dBuV/m)	Limit (dBuV/m)	Margin (dB)	Raw (dBuV)	Dist (m)	Condition	Azimuth (°)	Height (m)	Comment	AF (dB)	CL (dB)	PA (dB)
PK	2.3886G	71.11	74.00	-2.89	39.02	3	Vertical	243	2.10	-	28.10	3.99	-
AV	2.3886G	52.98	54.00	-1.02	20.89	3	Vertical	243	2.10	-	28.10	3.99	-
PK	2.4338G	121.07	Inf	-Inf	88.85	3	Vertical	243	2.10	-	28.17	4.05	-
AV	2.4386G	107.39	Inf	-Inf	75.15	3	Vertical	243	2.10	-	28.18	4.06	-
PK	2.4862G	71.66	74.00	-2.34	39.11	3	Vertical	243	2.10	-	28.42	4.13	-
AV	2.4838G	53.79	54.00	-0.21	21.26	3	Vertical	243	2.10	-	28.40	4.13	-

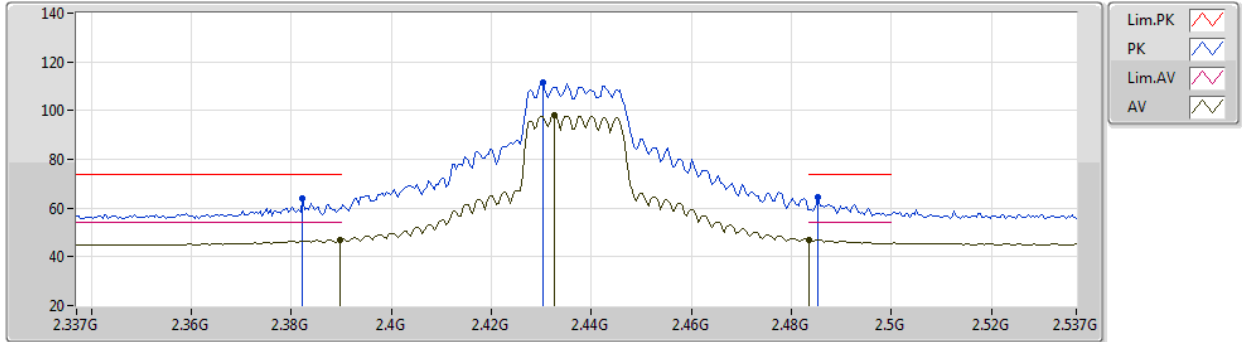


Test Mode: Mode 1

802.11ax HEW20\_Nss1,(MCS0)\_2TX

05/10/2020

2437MHz\_TX

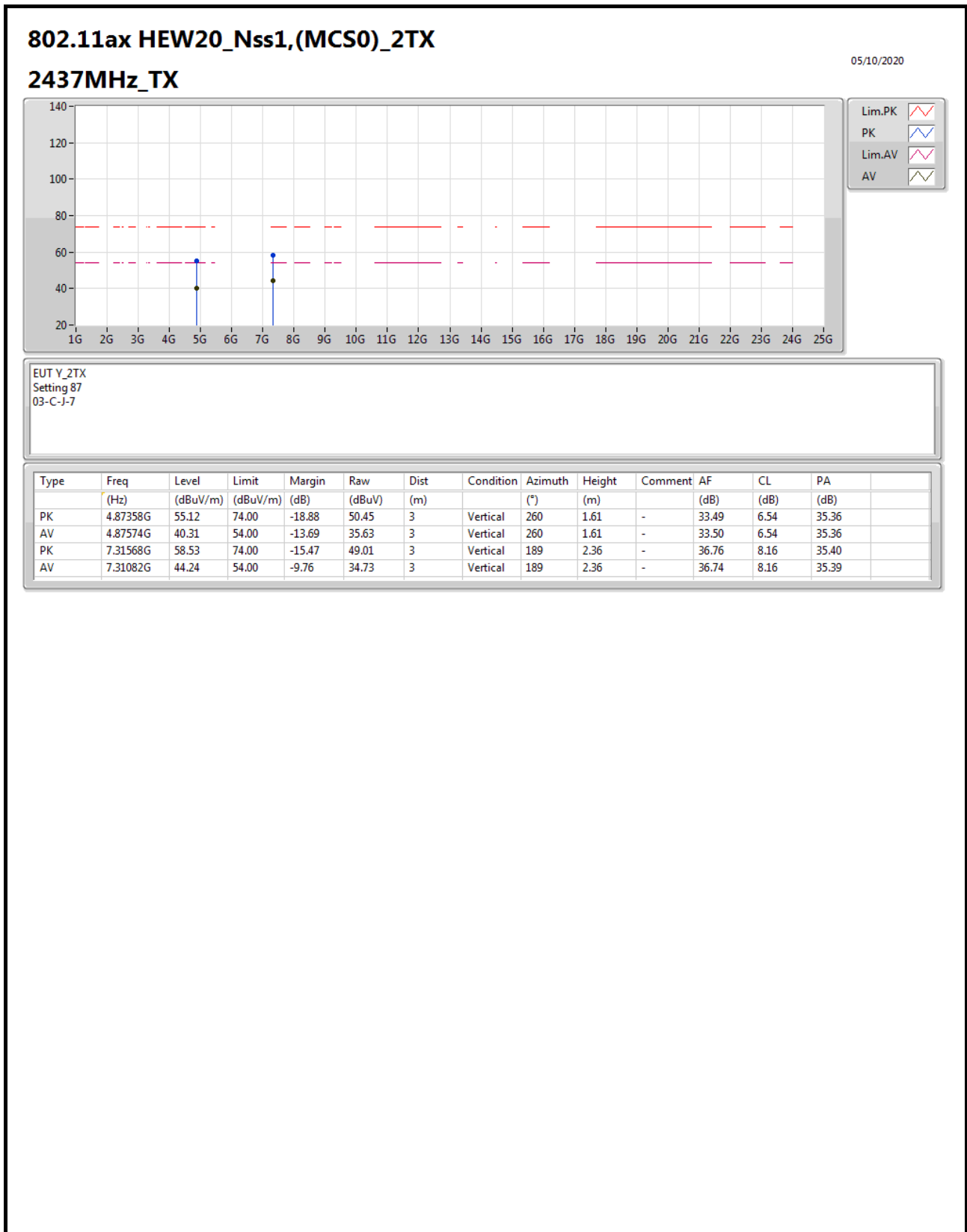


EUT\_Y\_2TX  
Setting 87  
03-C-J-7

Type	Freq (Hz)	Level (dBuV/m)	Limit (dBuV/m)	Margin (dB)	Raw (dBuV)	Dist (m)	Condition	Azimuth (°)	Height (m)	Comment	AF (dB)	CL (dB)	PA (dB)
PK	2.3822G	63.76	74.00	-10.24	31.67	3	Horizontal	263	2.33	-	28.10	3.99	-
AV	2.3898G	47.05	54.00	-6.95	14.96	3	Horizontal	263	2.33	-	28.10	3.99	-
PK	2.4302G	111.30	Inf	-Inf	79.09	3	Horizontal	263	2.33	-	28.16	4.05	-
AV	2.4326G	98.07	Inf	-Inf	65.85	3	Horizontal	263	2.33	-	28.17	4.05	-
PK	2.4854G	64.40	74.00	-9.60	31.86	3	Horizontal	263	2.33	-	28.41	4.13	-
AV	2.4835G	46.87	54.00	-7.13	14.34	3	Horizontal	263	2.33	-	28.40	4.13	-

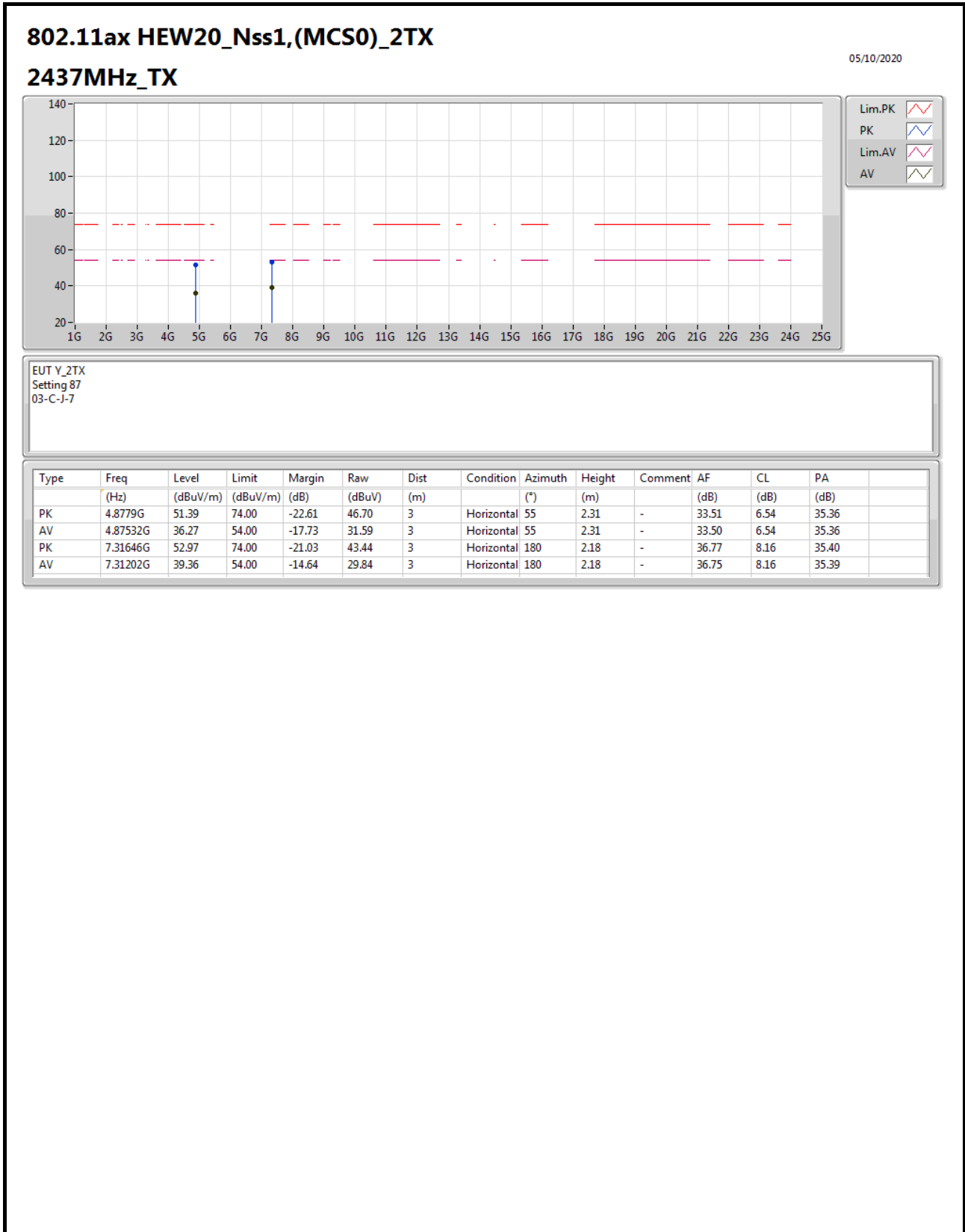


Test Mode: Mode 1





Test Mode: Mode 1





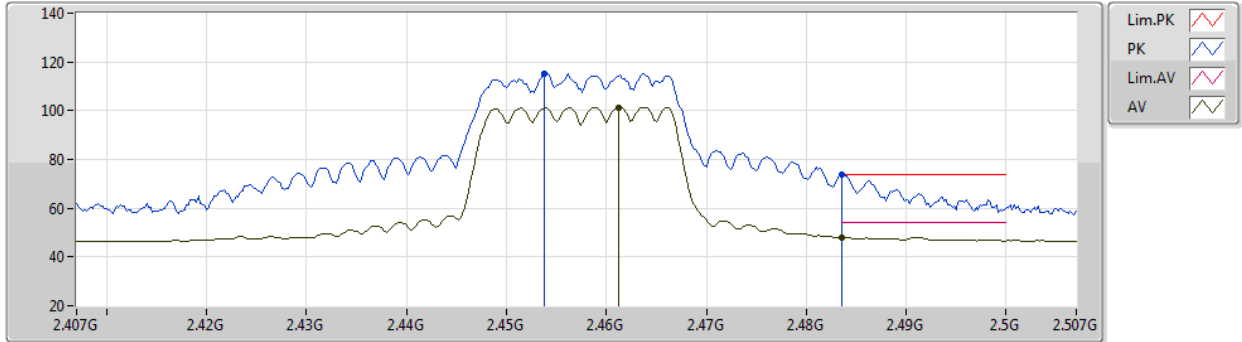


Test Mode: Mode 1

802.11ax HEW20\_Nss1,(MCS0)\_2TX

05/10/2020

2457MHz\_TX

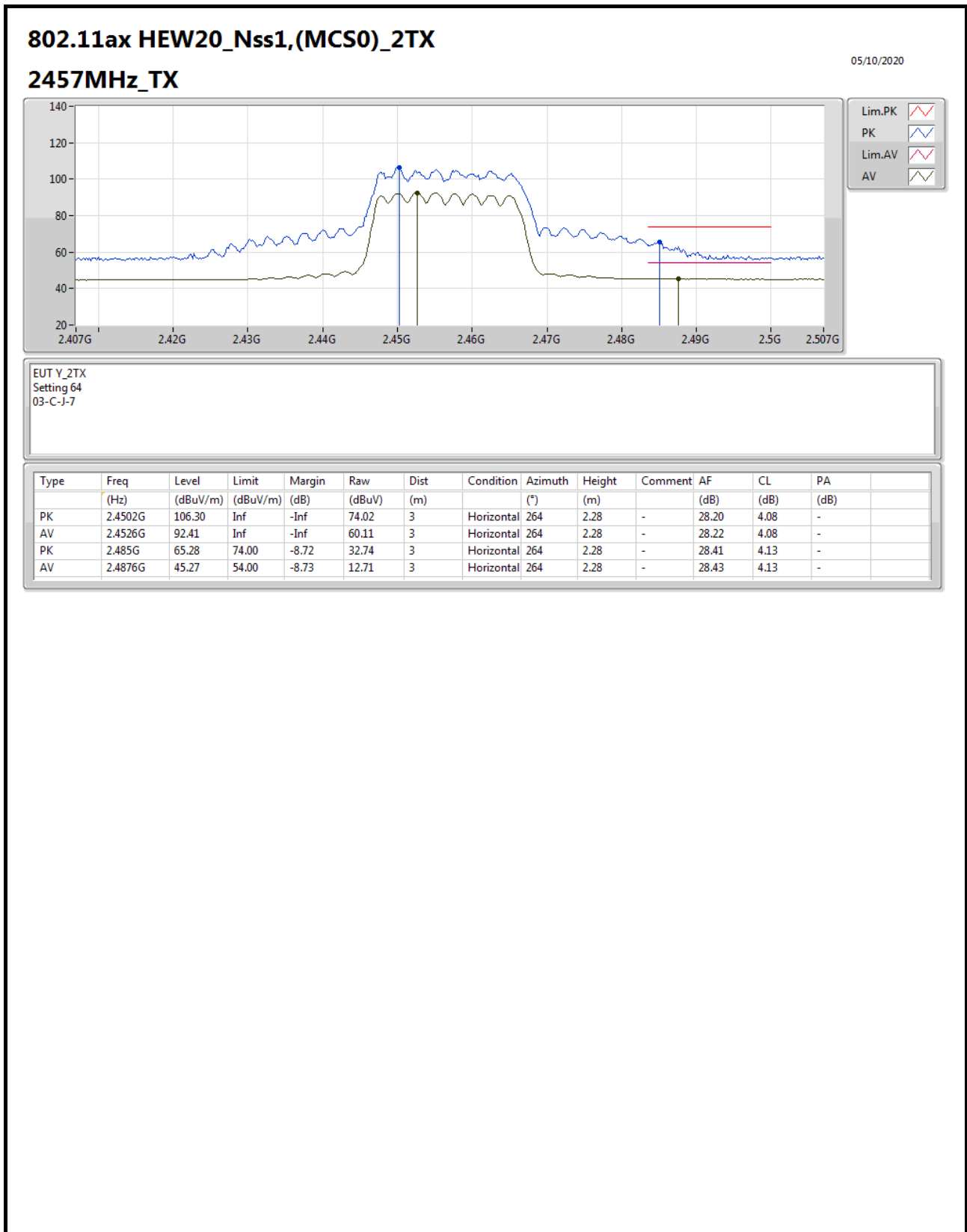


EUT\_Y\_2TX  
Setting 64  
03-C-J-7

Type	Freq (Hz)	Level (dBuV/m)	Limit (dBuV/m)	Margin (dB)	Raw (dBuV)	Dist (m)	Condition	Azimuth (°)	Height (m)	Comment	AF (dB)	CL (dB)	PA (dB)
PK	2.4538G	115.36	Inf	-Inf	83.06	3	Vertical	251	1.72	-	28.22	4.08	-
AV	2.4612G	101.43	Inf	-Inf	69.07	3	Vertical	251	1.72	-	28.27	4.09	-
PK	2.4836G	73.77	74.00	-0.23	41.24	3	Vertical	251	1.72	-	28.40	4.13	-
AV	2.4836G	48.00	54.00	-6.00	15.47	3	Vertical	251	1.72	-	28.40	4.13	-

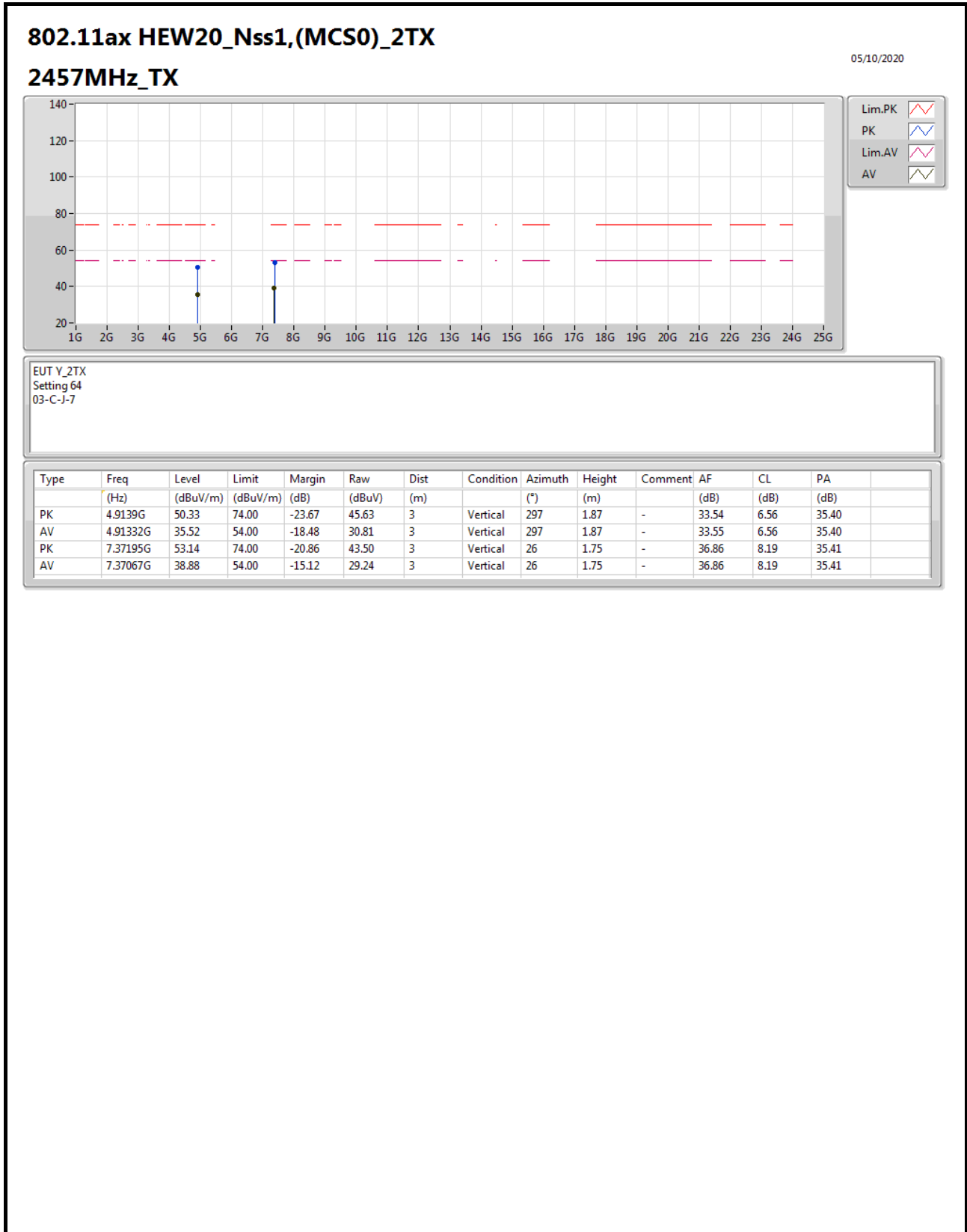


Test Mode: Mode 1



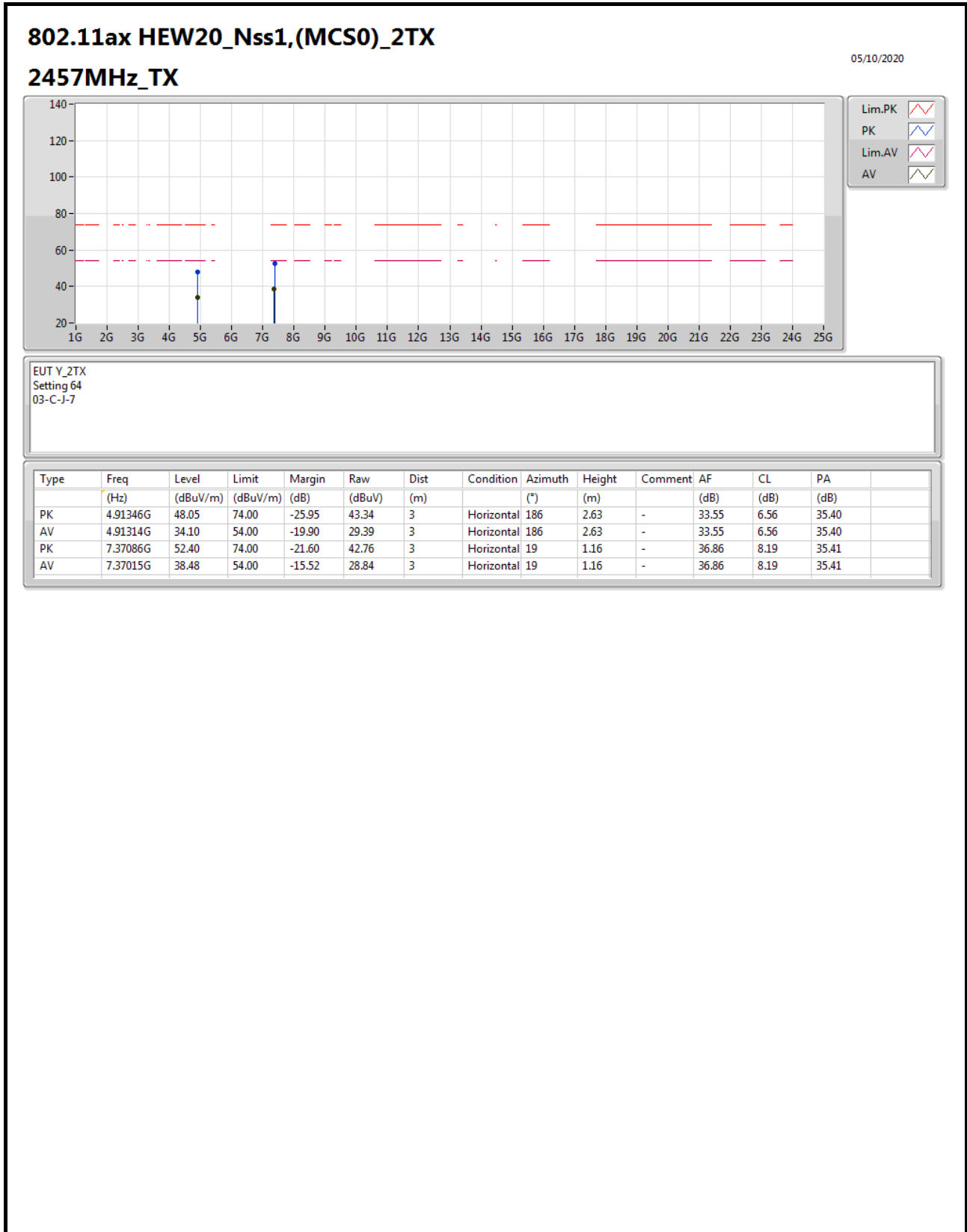


Test Mode: Mode 1





Test Mode: Mode 1



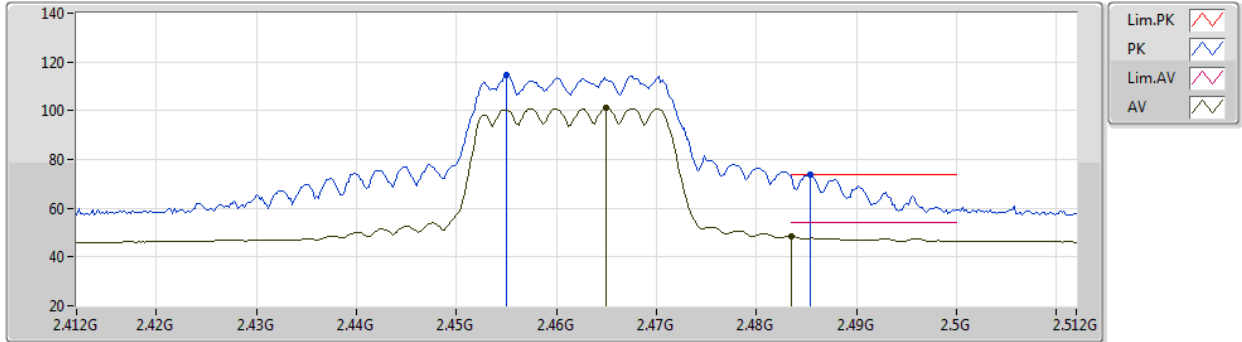


Test Mode: Mode 1

802.11ax HEW20\_Nss1,(MCS0)\_2TX

05/10/2020

2462MHz\_TX



EUT Y\_2TX  
Setting 60  
03-C-J-7

Type	Freq (Hz)	Level (dBuV/m)	Limit (dBuV/m)	Margin (dB)	Raw (dBuV)	Dist (m)	Condition	Azimuth (°)	Height (m)	Comment	AF (dB)	CL (dB)	PA (dB)
PK	2.455G	114.45	Inf	-Inf	82.14	3	Vertical	248	2.11	-	28.23	4.08	-
AV	2.465G	101.04	Inf	-Inf	68.65	3	Vertical	248	2.11	-	28.29	4.10	-
PK	2.4854G	73.69	74.00	-0.31	41.15	3	Vertical	248	2.11	-	28.41	4.13	-
AV	2.4835G	48.43	54.00	-5.57	15.90	3	Vertical	248	2.11	-	28.40	4.13	-

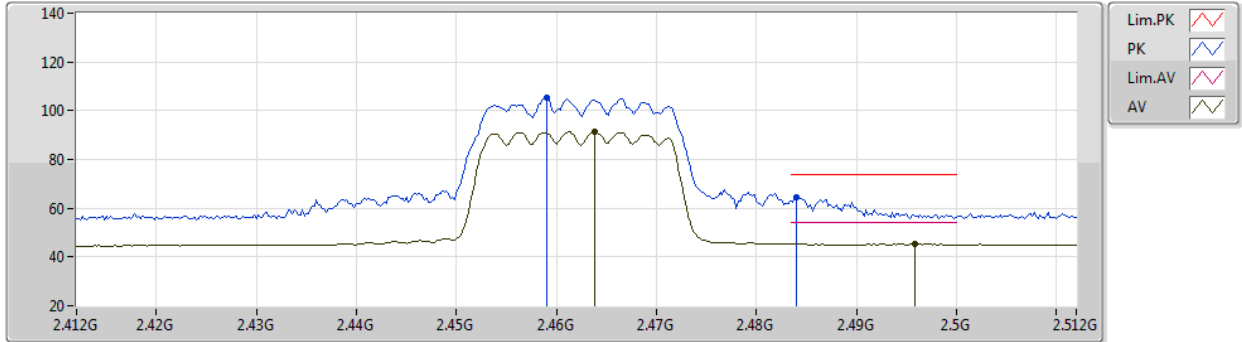


Test Mode: Mode 1

802.11ax HEW20\_Nss1,(MCS0)\_2TX

05/10/2020

2462MHz\_TX

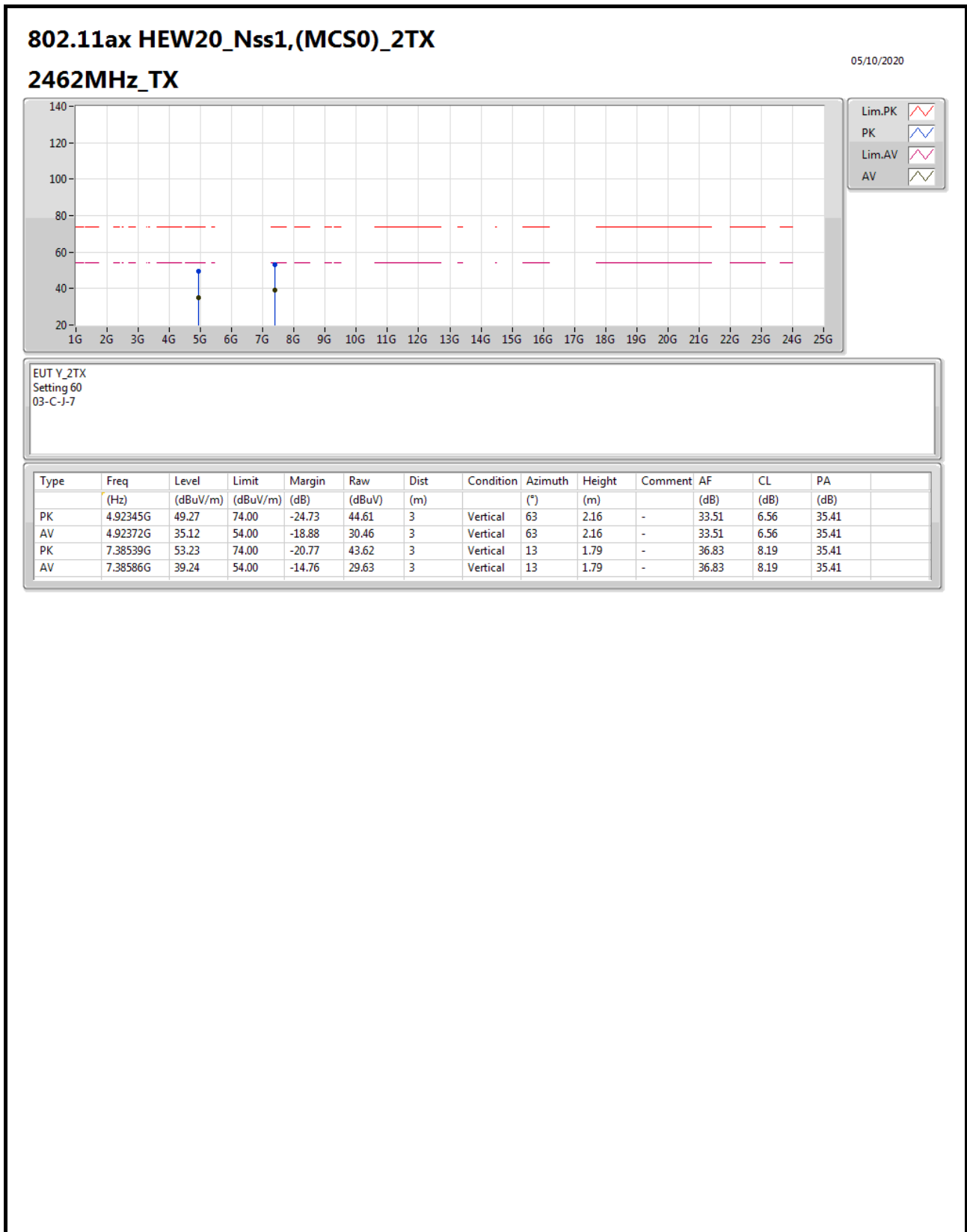


EUT Y\_2TX  
Setting 60  
03-C-J-7

Type	Freq (Hz)	Level (dBuV/m)	Limit (dBuV/m)	Margin (dB)	Raw (dBuV)	Dist (m)	Condition	Azimuth (°)	Height (m)	Comment	AF (dB)	CL (dB)	PA (dB)
PK	2.459G	105.38	Inf	-Inf	73.04	3	Horizontal	266	2.75	-	28.25	4.09	-
AV	2.4638G	91.24	Inf	-Inf	58.86	3	Horizontal	266	2.75	-	28.28	4.10	-
PK	2.484G	64.50	74.00	-9.50	31.97	3	Horizontal	266	2.75	-	28.40	4.13	-
AV	2.4958G	45.17	54.00	-8.83	12.56	3	Horizontal	266	2.75	-	28.47	4.14	-

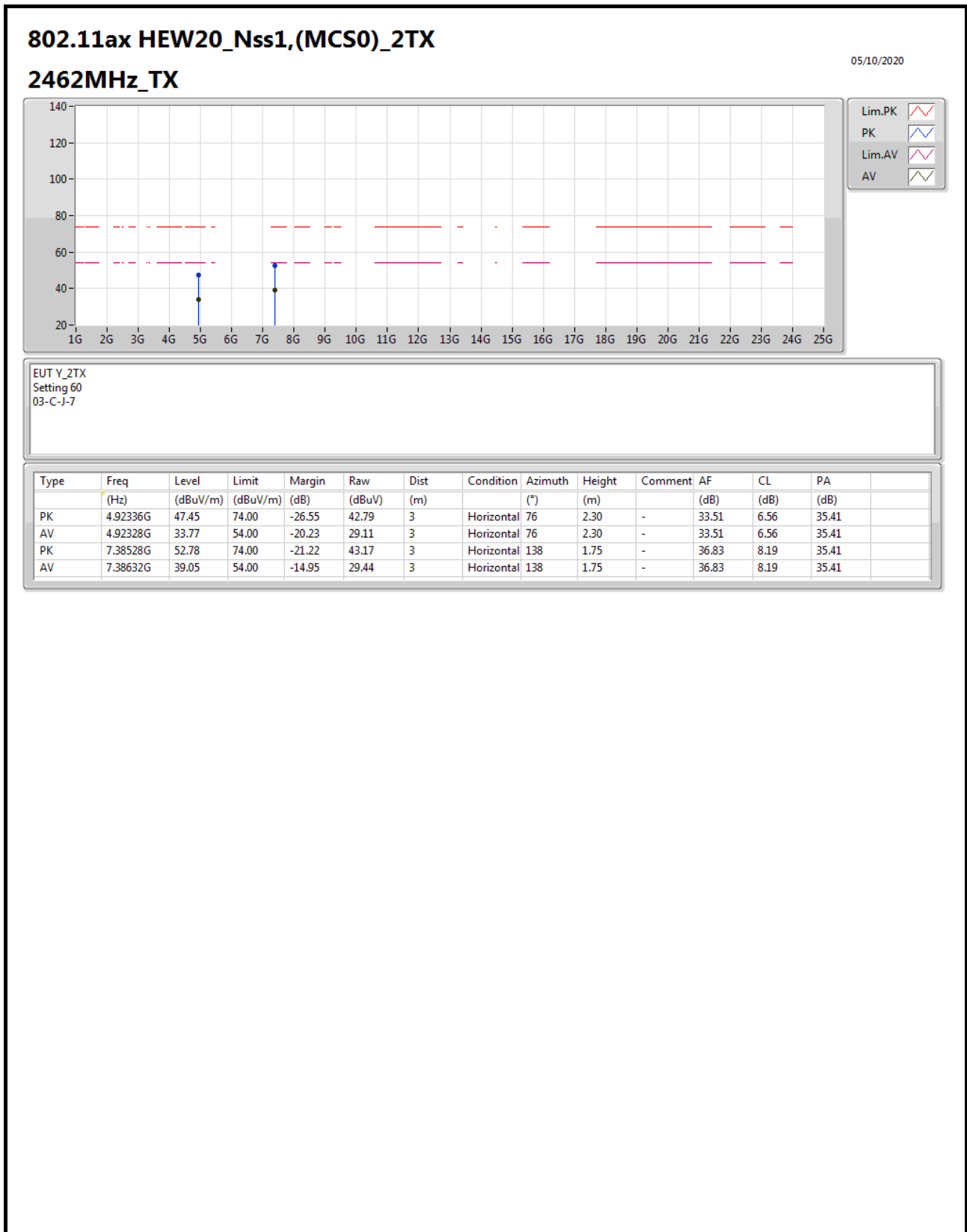


Test Mode: Mode 1





Test Mode: Mode 1





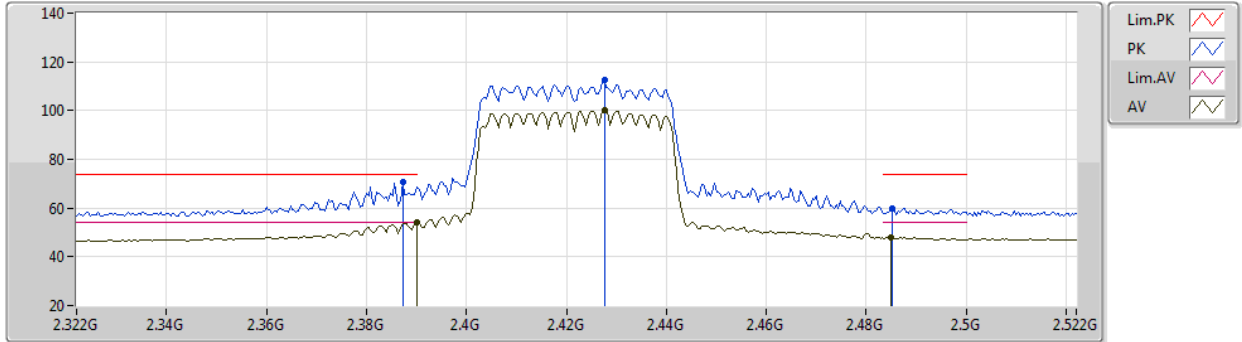


Test Mode: Mode 1

802.11ax HEW40\_Nss1,(MCS0)\_2TX

05/10/2020

2422MHz\_TX



EUT\_Y\_2TX  
Setting 64  
03-C-W-3

Type	Freq (Hz)	Level (dBuV/m)	Limit (dBuV/m)	Margin (dB)	Raw (dBuV)	Dist (m)	Condition	Azimuth (°)	Height (m)	Comment	AF (dB)	CL (dB)	PA (dB)
PK	2.3872G	70.47	74.00	-3.53	38.38	3	Vertical	251	1.69	-	28.10	3.99	-
AV	2.39G	53.92	54.00	-0.08	21.82	3	Vertical	251	1.69	-	28.10	4.00	-
PK	2.4276G	112.34	Inf	-Inf	80.14	3	Vertical	251	1.69	-	28.16	4.04	-
AV	2.4276G	100.30	Inf	-Inf	68.10	3	Vertical	251	1.69	-	28.16	4.04	-
PK	2.4852G	60.01	74.00	-13.99	27.47	3	Vertical	251	1.69	-	28.41	4.13	-
AV	2.4848G	47.88	54.00	-6.12	15.34	3	Vertical	251	1.69	-	28.41	4.13	-

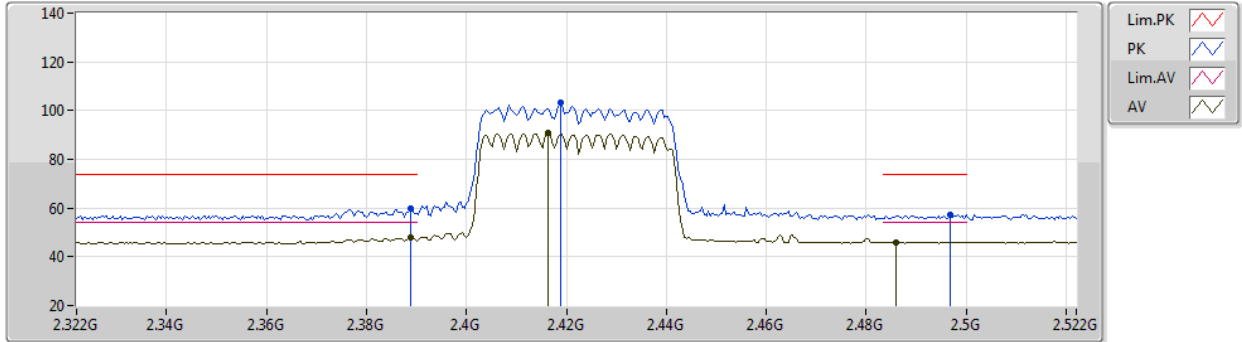


Test Mode: Mode 1

802.11ax HEW40\_Nss1,(MCS0)\_2TX

05/10/2020

2422MHz\_TX



EUT\_Y\_2TX  
Setting 64  
03-C-W-3

Type	Freq (Hz)	Level (dBuV/m)	Limit (dBuV/m)	Margin (dB)	Raw (dBuV)	Dist (m)	Condition	Azimuth (°)	Height (m)	Comment	AF (dB)	CL (dB)	PA (dB)
PK	2.3888G	60.01	74.00	-13.99	27.92	3	Horizontal	265	2.61	-	28.10	3.99	-
AV	2.3888G	47.70	54.00	-6.30	15.61	3	Horizontal	265	2.61	-	28.10	3.99	-
PK	2.4188G	103.42	Inf	-Inf	71.25	3	Horizontal	265	2.61	-	28.14	4.03	-
AV	2.4164G	90.66	Inf	-Inf	58.51	3	Horizontal	265	2.61	-	28.13	4.02	-
PK	2.4968G	57.22	74.00	-16.78	24.59	3	Horizontal	265	2.61	-	28.48	4.15	-
AV	2.486G	46.12	54.00	-7.88	13.57	3	Horizontal	265	2.61	-	28.42	4.13	-

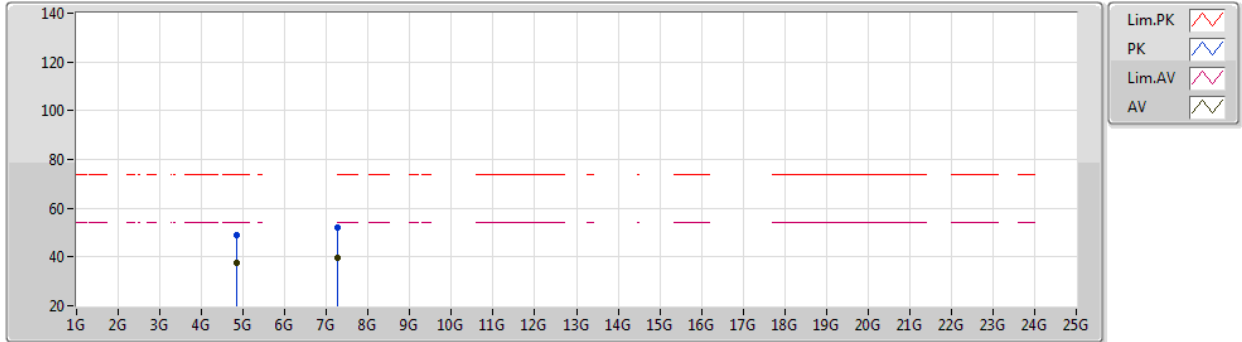


Test Mode: Mode 1

802.11ax HEW40\_Nss1,(MCS0)\_2TX

05/10/2020

2422MHz\_TX

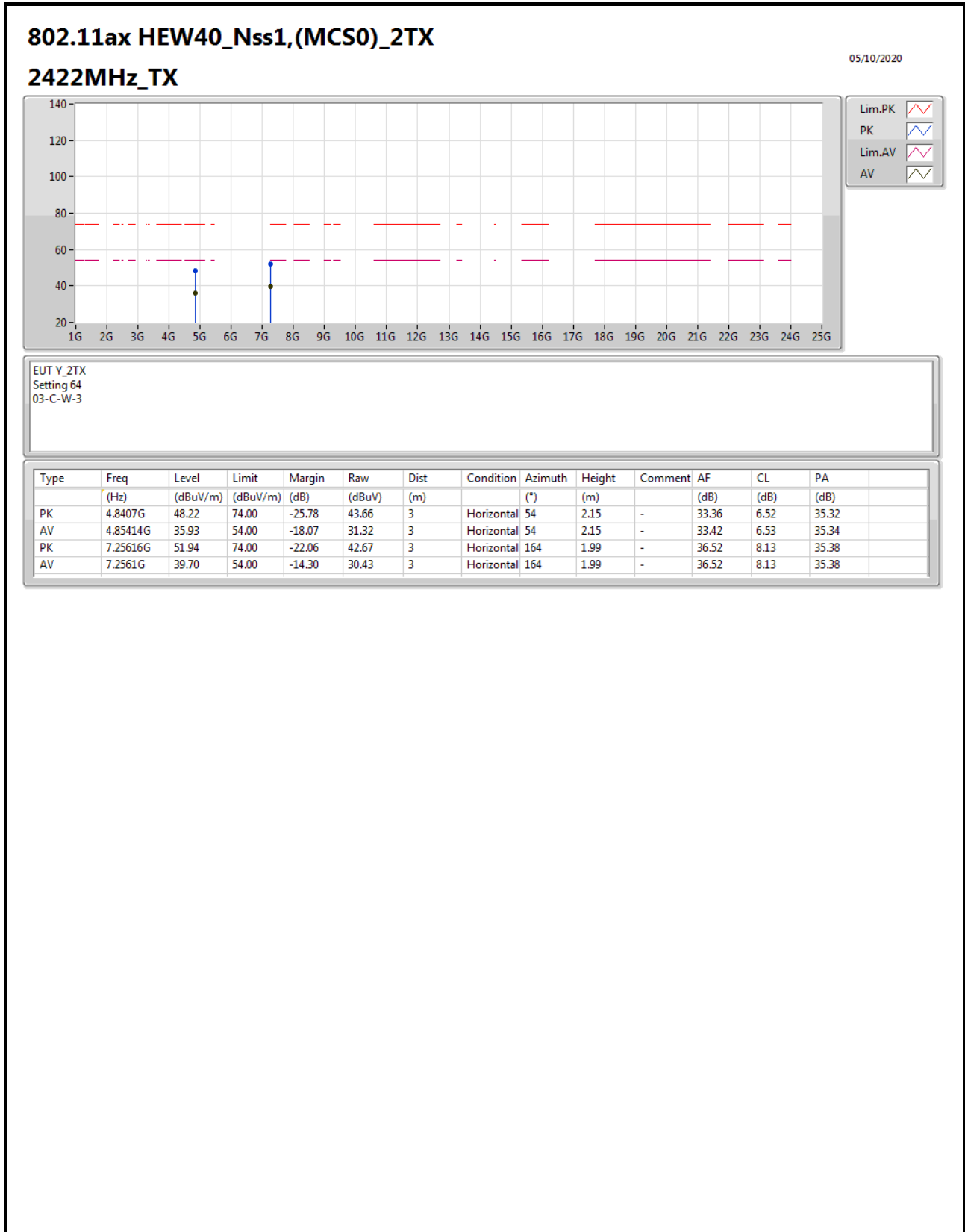


EUT Y\_2TX  
Setting 64  
03-C-W-3

Type	Freq (Hz)	Level (dBuV/m)	Limit (dBuV/m)	Margin (dB)	Raw (dBuV)	Dist (m)	Condition	Azimuth (°)	Height (m)	Comment	AF (dB)	CL (dB)	PA (dB)
PK	4.8455G	49.17	74.00	-24.83	44.60	3	Vertical	95	2.46	-	33.38	6.52	35.33
AV	4.8587G	37.62	54.00	-16.38	33.00	3	Vertical	95	2.46	-	33.43	6.53	35.34
PK	7.27362G	51.84	74.00	-22.16	42.50	3	Vertical	324	1.32	-	36.59	8.14	35.39
AV	7.25586G	39.48	54.00	-14.52	30.21	3	Vertical	324	1.32	-	36.52	8.13	35.38



Test Mode: Mode 1



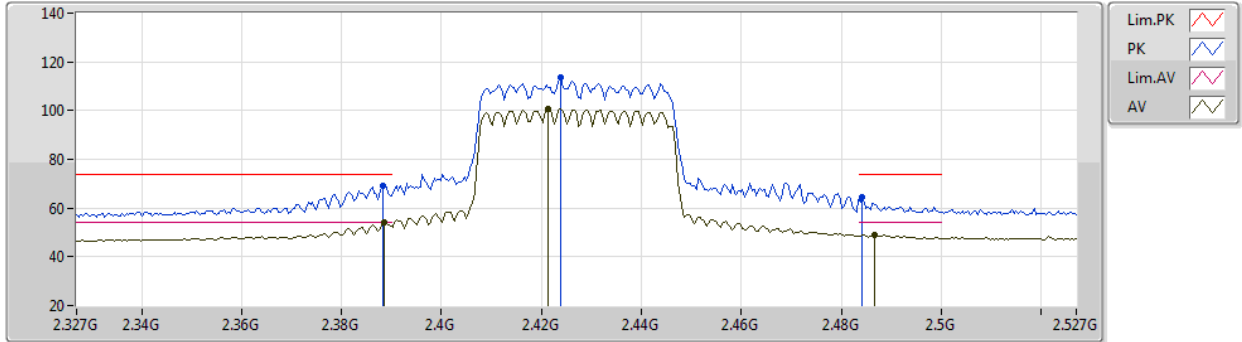


Test Mode: Mode 1

802.11ax HEW40\_Nss1,(MCS0)\_2TX

05/10/2020

2427MHz\_TX



EUT\_Y\_2TX  
Setting 65  
03-C-W-3

Type	Freq (Hz)	Level (dBuV/m)	Limit (dBuV/m)	Margin (dB)	Raw (dBuV)	Dist (m)	Condition	Azimuth (°)	Height (m)	Comment	AF (dB)	CL (dB)	PA (dB)
PK	2.3882G	69.27	74.00	-4.73	37.18	3	Vertical	254	2.14	-	28.10	3.99	-
AV	2.3886G	53.94	54.00	-0.06	21.85	3	Vertical	254	2.14	-	28.10	3.99	-
PK	2.4238G	113.44	Inf	-Inf	81.25	3	Vertical	254	2.14	-	28.15	4.04	-
AV	2.4214G	100.73	Inf	-Inf	68.56	3	Vertical	254	2.14	-	28.14	4.03	-
PK	2.4842G	64.50	74.00	-9.50	31.96	3	Vertical	254	2.14	-	28.41	4.13	-
AV	2.4866G	48.90	54.00	-5.10	16.35	3	Vertical	254	2.14	-	28.42	4.13	-

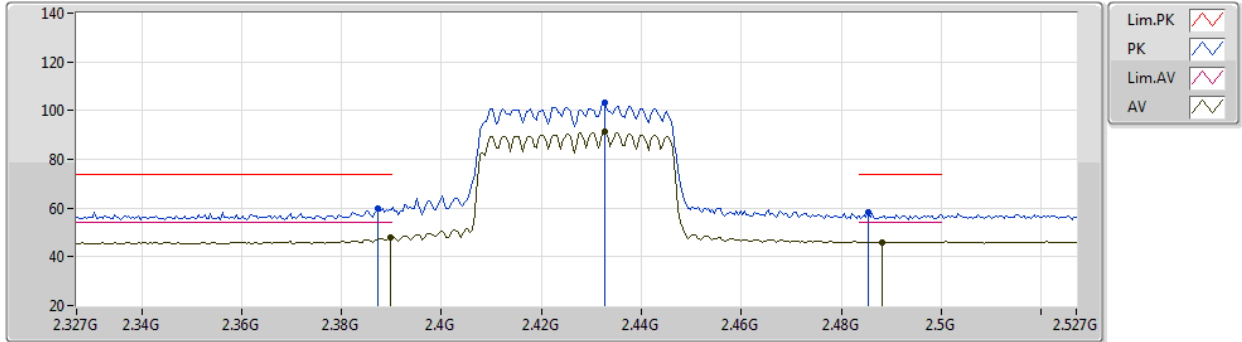


Test Mode: Mode 1

802.11ax HEW40\_Nss1,(MCS0)\_2TX

05/10/2020

2427MHz\_TX



EUT\_Y\_2TX  
Setting 65  
03-C-W-3

Type	Freq (Hz)	Level (dBuV/m)	Limit (dBuV/m)	Margin (dB)	Raw (dBuV)	Dist (m)	Condition	Azimuth (°)	Height (m)	Comment	AF (dB)	CL (dB)	PA (dB)
PK	2.3874G	59.73	74.00	-14.27	27.64	3	Horizontal	261	2.54	-	28.10	3.99	-
AV	2.3898G	47.87	54.00	-6.13	15.78	3	Horizontal	261	2.54	-	28.10	3.99	-
PK	2.4326G	103.17	Inf	-Inf	70.95	3	Horizontal	261	2.54	-	28.17	4.05	-
AV	2.4326G	91.36	Inf	-Inf	59.14	3	Horizontal	261	2.54	-	28.17	4.05	-
PK	2.4854G	58.34	74.00	-15.66	25.80	3	Horizontal	261	2.54	-	28.41	4.13	-
AV	2.4882G	46.08	54.00	-7.92	13.52	3	Horizontal	261	2.54	-	28.43	4.13	-

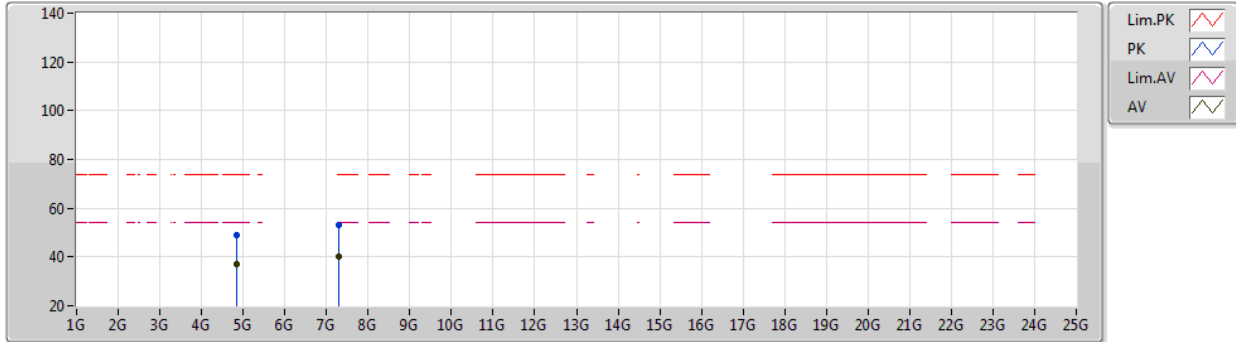


Test Mode: Mode 1

802.11ax HEW40\_Nss1,(MCS0)\_2TX

05/10/2020

2427MHz\_TX

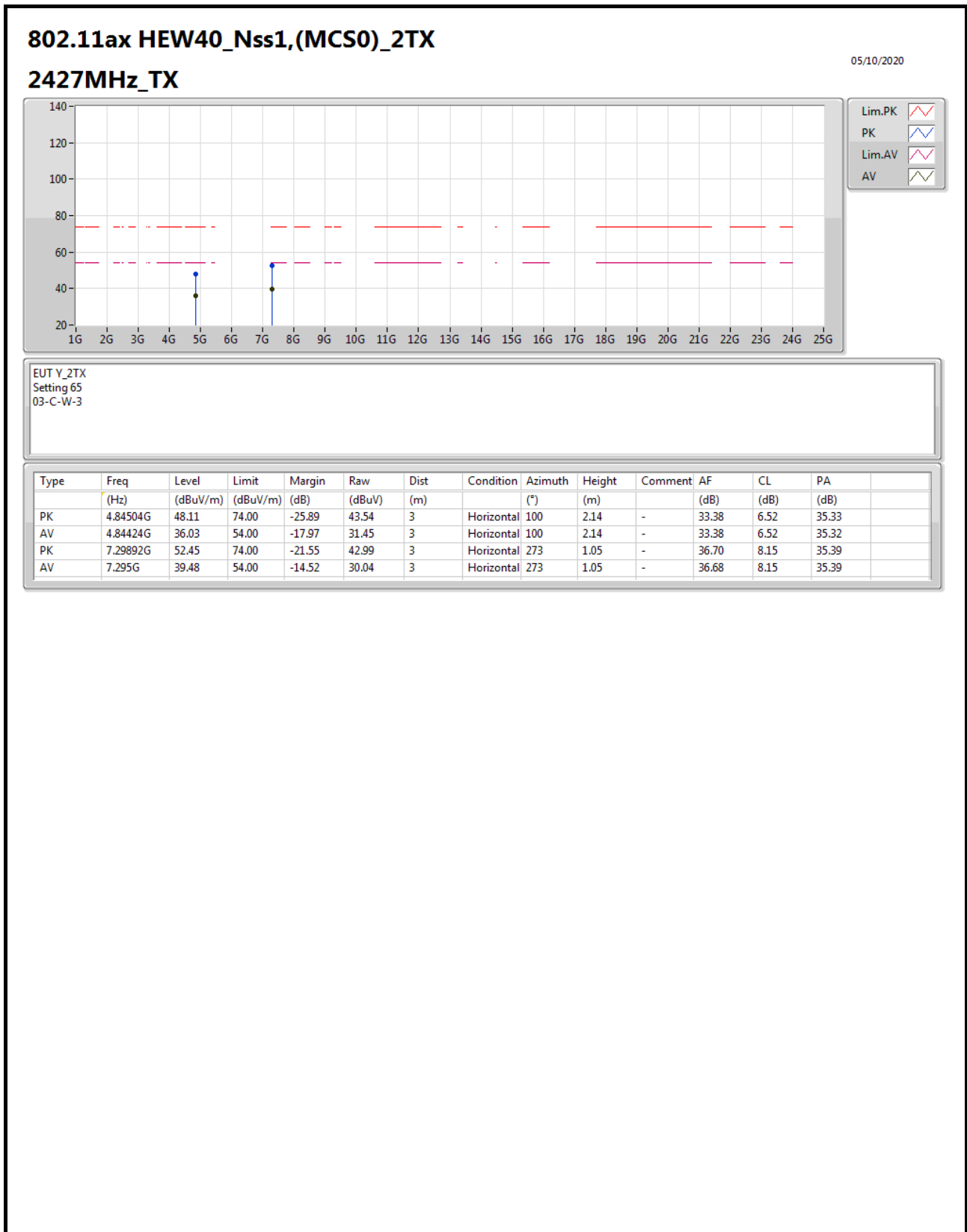


EUT Y\_2TX  
Setting 65  
03-C-W-3

Type	Freq (Hz)	Level (dBuV/m)	Limit (dBuV/m)	Margin (dB)	Raw (dBuV)	Dist (m)	Condition	Azimuth (°)	Height (m)	Comment	AF (dB)	CL (dB)	PA (dB)
PK	4.84296G	48.80	74.00	-25.20	44.23	3	Vertical	350	1.16	-	33.37	6.52	35.32
AV	4.85048G	36.93	54.00	-17.07	32.33	3	Vertical	350	1.16	-	33.40	6.53	35.33
PK	7.28164G	52.97	74.00	-21.03	43.59	3	Vertical	169	1.97	-	36.63	8.14	35.39
AV	7.29716G	40.20	54.00	-13.80	30.75	3	Vertical	169	1.97	-	36.69	8.15	35.39



Test Mode: Mode 1





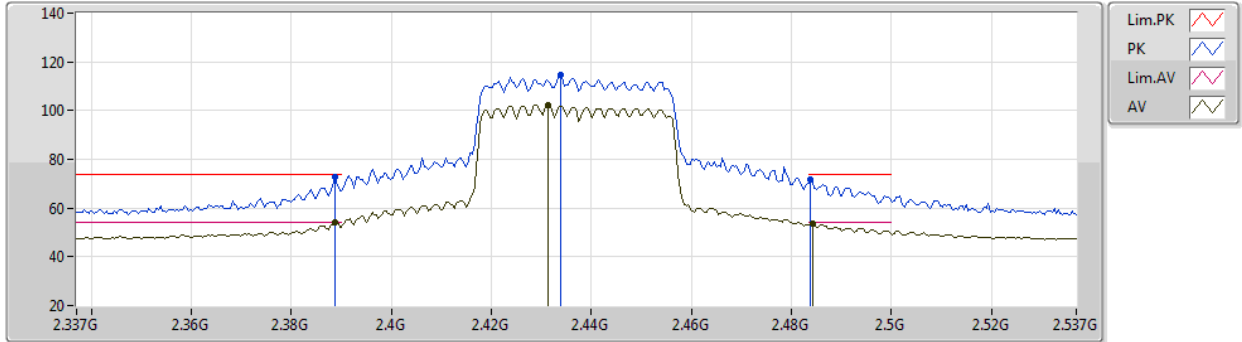


Test Mode: Mode 1

802.11ax HEW40\_Nss1,(MCS0)\_2TX

05/10/2020

2437MHz\_TX



EUT\_Y\_2TX  
Setting 74  
03-C-W-3

Type	Freq (Hz)	Level (dBuV/m)	Limit (dBuV/m)	Margin (dB)	Raw (dBuV)	Dist (m)	Condition	Azimuth (°)	Height (m)	Comment	AF (dB)	CL (dB)	PA (dB)
PK	2.3886G	72.93	74.00	-1.07	40.84	3	Vertical	302	1.90	-	28.10	3.99	-
AV	2.3886G	53.97	54.00	-0.03	21.88	3	Vertical	302	1.90	-	28.10	3.99	-
PK	2.4338G	114.75	Inf	-Inf	82.53	3	Vertical	302	1.90	-	28.17	4.05	-
AV	2.4314G	102.39	Inf	-Inf	70.18	3	Vertical	302	1.90	-	28.16	4.05	-
PK	2.4838G	71.58	74.00	-2.42	39.05	3	Vertical	302	1.90	-	28.40	4.13	-
AV	2.4842G	53.47	54.00	-0.53	20.93	3	Vertical	302	1.90	-	28.41	4.13	-

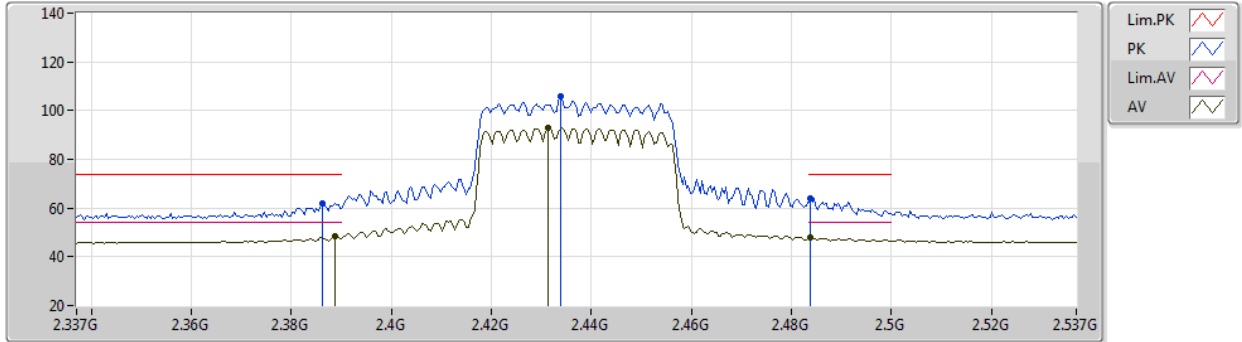


Test Mode: Mode 1

802.11ax HEW40\_Nss1,(MCS0)\_2TX

05/10/2020

2437MHz\_TX

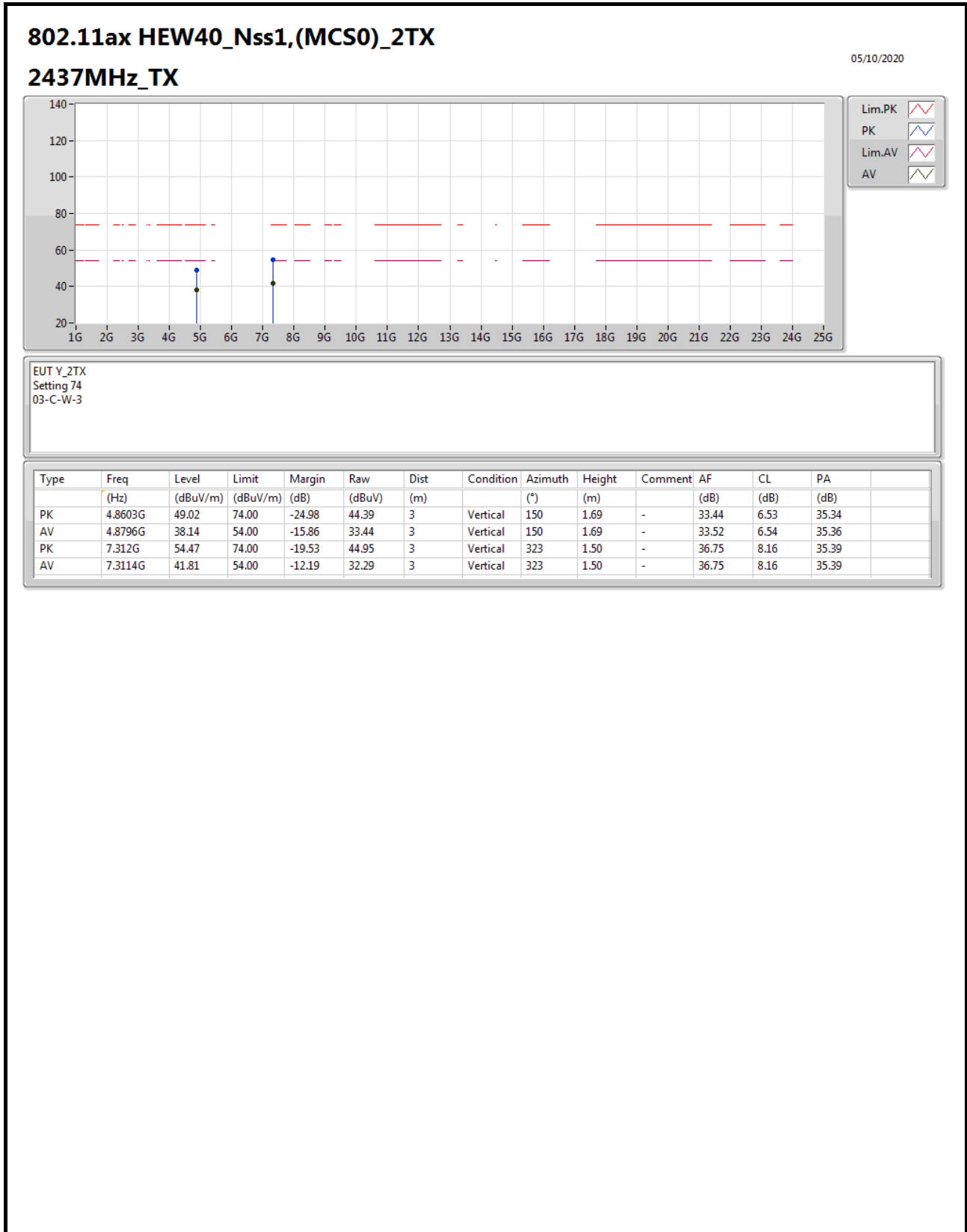


EUT\_Y\_2TX  
Setting 74  
03-C-W-3

Type	Freq (Hz)	Level (dBuV/m)	Limit (dBuV/m)	Margin (dB)	Raw (dBuV)	Dist (m)	Condition	Azimuth (°)	Height (m)	Comment	AF (dB)	CL (dB)	PA (dB)
PK	2.3862G	62.01	74.00	-11.99	29.92	3	Horizontal	270	2.34	-	28.10	3.99	-
AV	2.3886G	48.34	54.00	-5.66	16.25	3	Horizontal	270	2.34	-	28.10	3.99	-
PK	2.4338G	105.80	Inf	-Inf	73.58	3	Horizontal	270	2.34	-	28.17	4.05	-
AV	2.4314G	93.14	Inf	-Inf	60.93	3	Horizontal	270	2.34	-	28.16	4.05	-
PK	2.4838G	63.96	74.00	-10.04	31.43	3	Horizontal	270	2.34	-	28.40	4.13	-
AV	2.4838G	47.85	54.00	-6.15	15.32	3	Horizontal	270	2.34	-	28.40	4.13	-



Test Mode: Mode 1



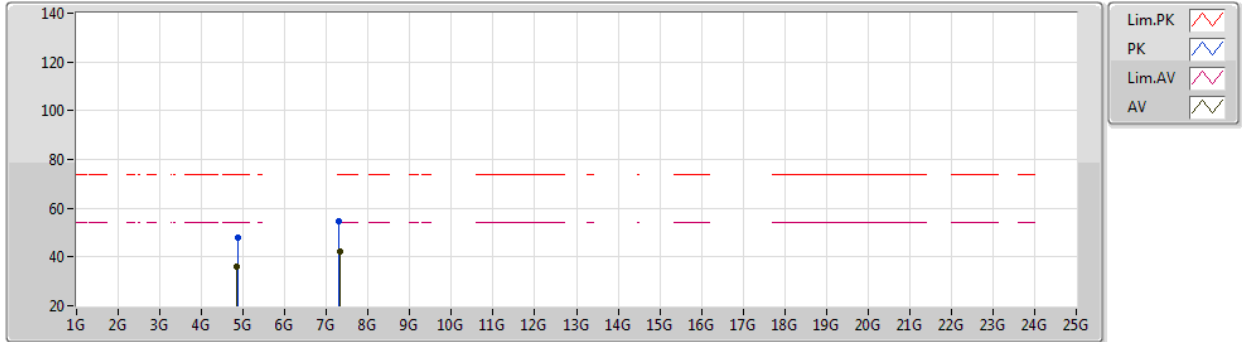


Test Mode: Mode 1

802.11ax HEW40\_Nss1,(MCS0)\_2TX

05/10/2020

2437MHz\_TX



EUT Y\_2TX  
Setting 74  
03-C-W-3

Type	Freq (Hz)	Level (dBuV/m)	Limit (dBuV/m)	Margin (dB)	Raw (dBuV)	Dist (m)	Condition	Azimuth (°)	Height (m)	Comment	AF (dB)	CL (dB)	PA (dB)
PK	4.8668G	48.07	74.00	-25.93	43.42	3	Horizontal	360	3.00	-	33.47	6.53	35.35
AV	4.85G	35.79	54.00	-18.21	31.19	3	Horizontal	360	3.00	-	33.40	6.53	35.33
PK	7.3014G	54.87	74.00	-19.13	45.40	3	Horizontal	256	2.85	-	36.71	8.15	35.39
AV	7.3112G	42.26	54.00	-11.74	32.75	3	Horizontal	256	2.85	-	36.74	8.16	35.39

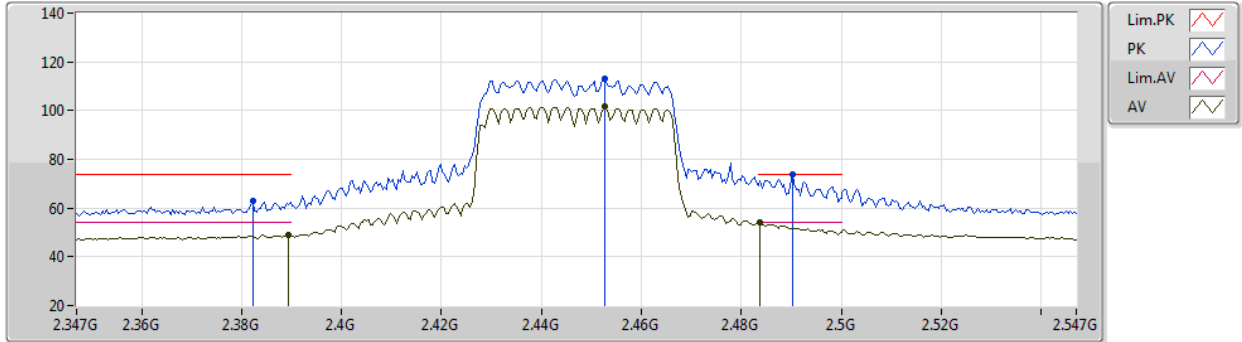


Test Mode: Mode 1

802.11ax HEW40\_Nss1,(MCS0)\_2TX

05/10/2020

2447MHz\_TX



EUT\_Y\_2TX  
Setting 69  
03-C-W-3

Type	Freq (Hz)	Level (dBuV/m)	Limit (dBuV/m)	Margin (dB)	Raw (dBuV)	Dist (m)	Condition	Azimuth (°)	Height (m)	Comment	AF (dB)	CL (dB)	PA (dB)
PK	2.3822G	63.01	74.00	-10.99	30.92	3	Vertical	254	2.10	-	28.10	3.99	-
AV	2.3894G	48.95	54.00	-5.05	16.86	3	Vertical	254	2.10	-	28.10	3.99	-
PK	2.4526G	113.32	Inf	-Inf	81.02	3	Vertical	254	2.10	-	28.22	4.08	-
AV	2.4526G	101.47	Inf	-Inf	69.17	3	Vertical	254	2.10	-	28.22	4.08	-
PK	2.4902G	73.98	74.00	-0.02	41.40	3	Vertical	254	2.10	-	28.44	4.14	-
AV	2.4838G	53.92	54.00	-0.08	21.39	3	Vertical	254	2.10	-	28.40	4.13	-

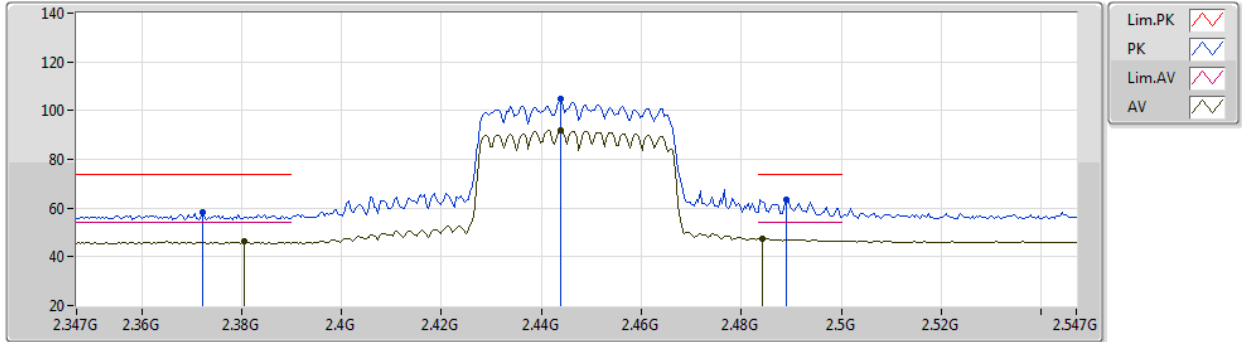


Test Mode: Mode 1

802.11ax HEW40\_Nss1,(MCS0)\_2TX

05/10/2020

2447MHz\_TX



EUT\_Y\_2TX  
Setting 69  
03-C-W-3

Type	Freq (Hz)	Level (dBuV/m)	Limit (dBuV/m)	Margin (dB)	Raw (dBuV)	Dist (m)	Condition	Azimuth (°)	Height (m)	Comment	AF (dB)	CL (dB)	PA (dB)
PK	2.3722G	58.02	74.00	-15.98	25.93	3	Horizontal	263	2.24	-	28.10	3.99	-
AV	2.3806G	46.22	54.00	-7.78	14.13	3	Horizontal	263	2.24	-	28.10	3.99	-
PK	2.4438G	104.97	Inf	-Inf	72.71	3	Horizontal	263	2.24	-	28.19	4.07	-
AV	2.4438G	91.89	Inf	-Inf	59.63	3	Horizontal	263	2.24	-	28.19	4.07	-
PK	2.489G	63.65	74.00	-10.35	31.09	3	Horizontal	263	2.24	-	28.43	4.13	-
AV	2.4842G	47.51	54.00	-6.49	14.97	3	Horizontal	263	2.24	-	28.41	4.13	-

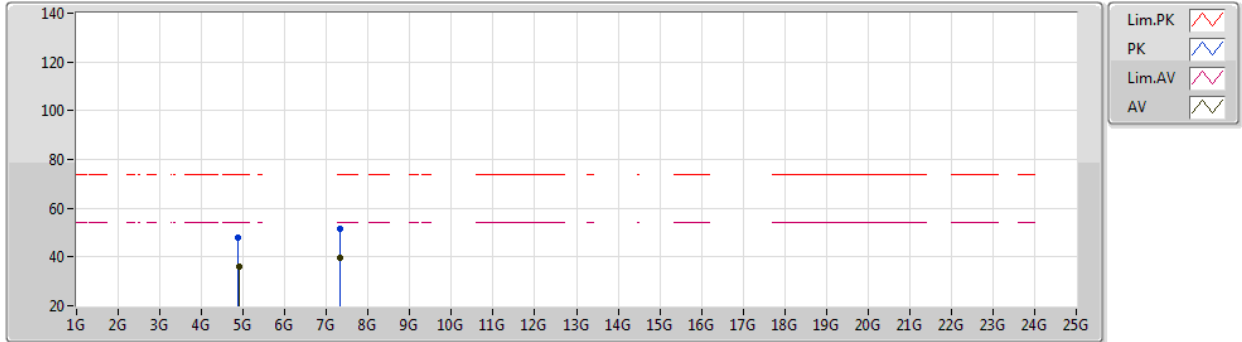


Test Mode: Mode 1

802.11ax HEW40\_Nss1,(MCS0)\_2TX

05/10/2020

2447MHz\_TX

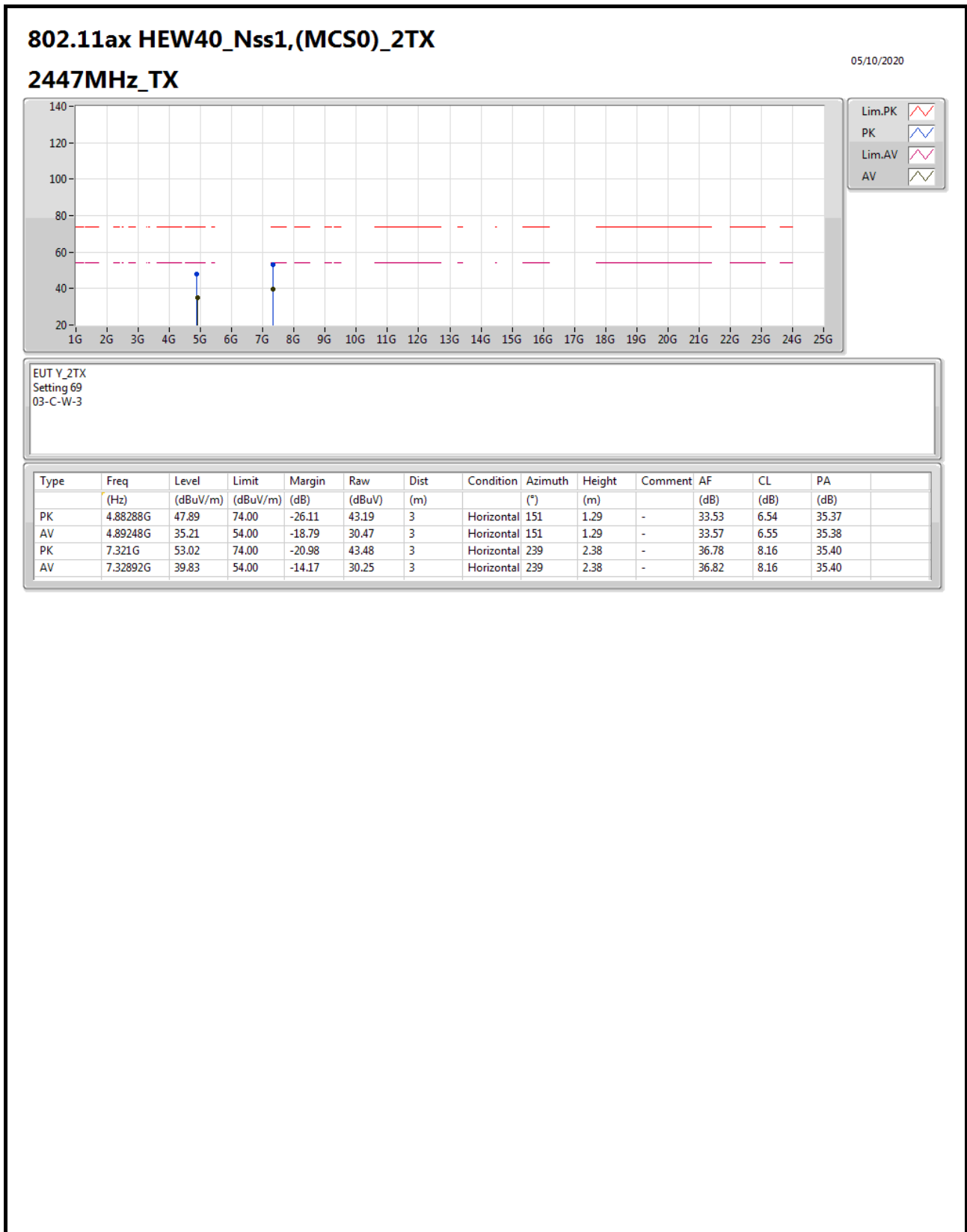


EUT Y\_2TX  
Setting 69  
03-C-W-3

Type	Freq (Hz)	Level (dBuV/m)	Limit (dBuV/m)	Margin (dB)	Raw (dBuV)	Dist (m)	Condition	Azimuth (°)	Height (m)	Comment	AF (dB)	CL (dB)	PA (dB)
PK	4.88152G	48.15	74.00	-25.85	43.44	3	Vertical	346	1.95	-	33.53	6.54	35.36
AV	4.90216G	36.11	54.00	-17.89	31.36	3	Vertical	346	1.95	-	33.59	6.55	35.39
PK	7.32668G	51.77	74.00	-22.23	42.20	3	Vertical	180	2.15	-	36.81	8.16	35.40
AV	7.32404G	39.61	54.00	-14.39	30.05	3	Vertical	180	2.15	-	36.80	8.16	35.40

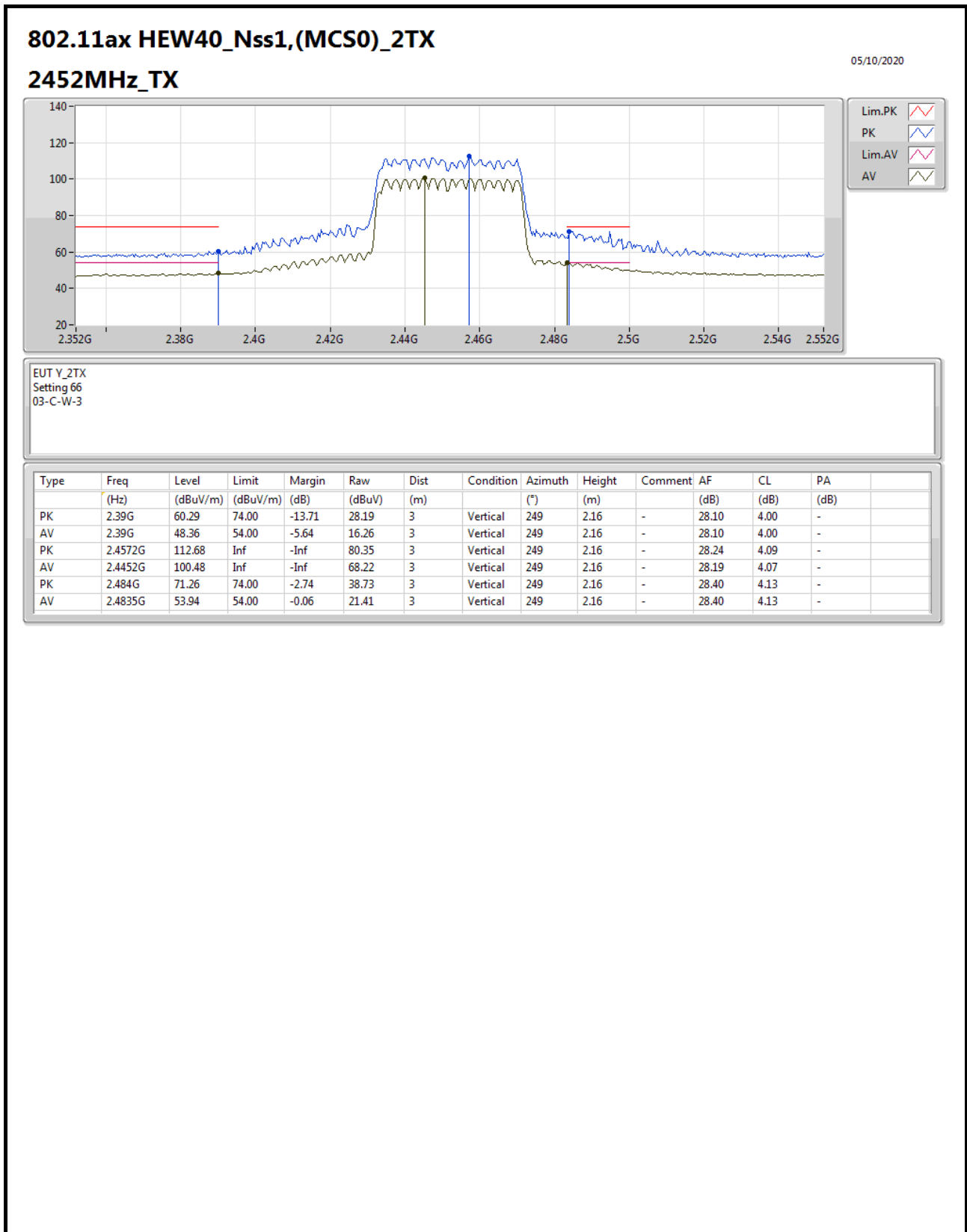


Test Mode: Mode 1





Test Mode: Mode 1



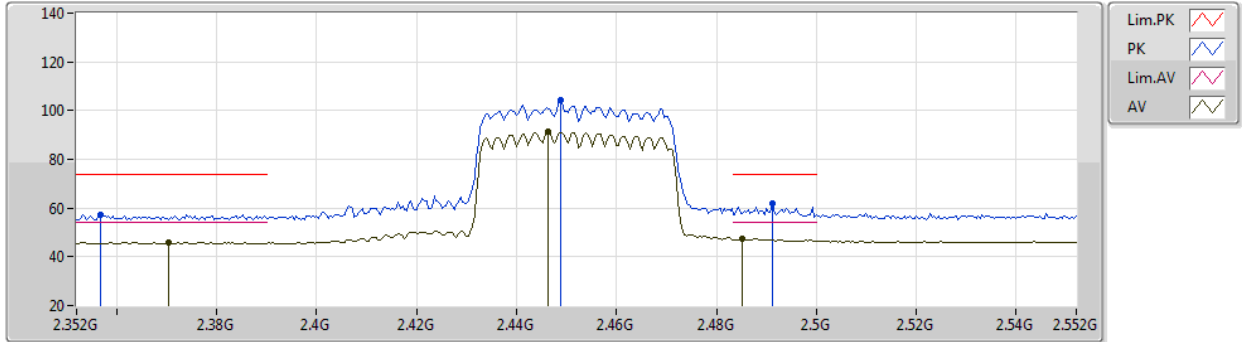


Test Mode: Mode 1

802.11ax HEW40\_Nss1,(MCS0)\_2TX

05/10/2020

2452MHz\_TX

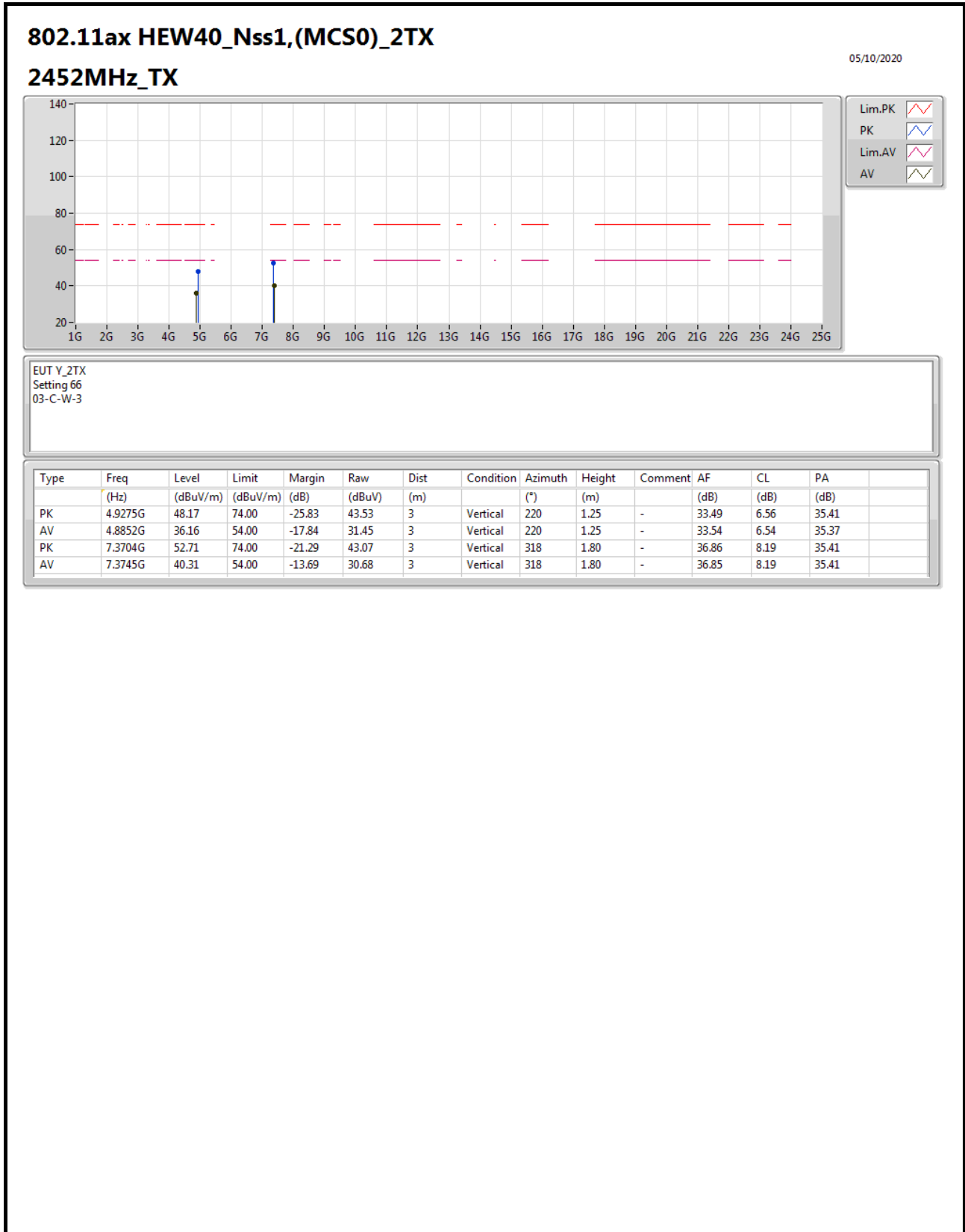


EUT\_Y\_2TX  
Setting 66  
03-C-W-3

Type	Freq (Hz)	Level (dBuV/m)	Limit (dBuV/m)	Margin (dB)	Raw (dBuV)	Dist (m)	Condition	Azimuth (°)	Height (m)	Comment	AF (dB)	CL (dB)	PA (dB)
PK	2.3568G	57.21	74.00	-16.79	25.13	3	Horizontal	268	2.26	-	28.10	3.98	-
AV	2.3704G	45.86	54.00	-8.14	13.77	3	Horizontal	268	2.26	-	28.10	3.99	-
PK	2.4488G	104.22	Inf	-Inf	71.95	3	Horizontal	268	2.26	-	28.20	4.07	-
AV	2.4464G	91.39	Inf	-Inf	59.13	3	Horizontal	268	2.26	-	28.19	4.07	-
PK	2.4912G	61.92	74.00	-12.08	29.33	3	Horizontal	268	2.26	-	28.45	4.14	-
AV	2.4852G	47.62	54.00	-6.38	15.08	3	Horizontal	268	2.26	-	28.41	4.13	-

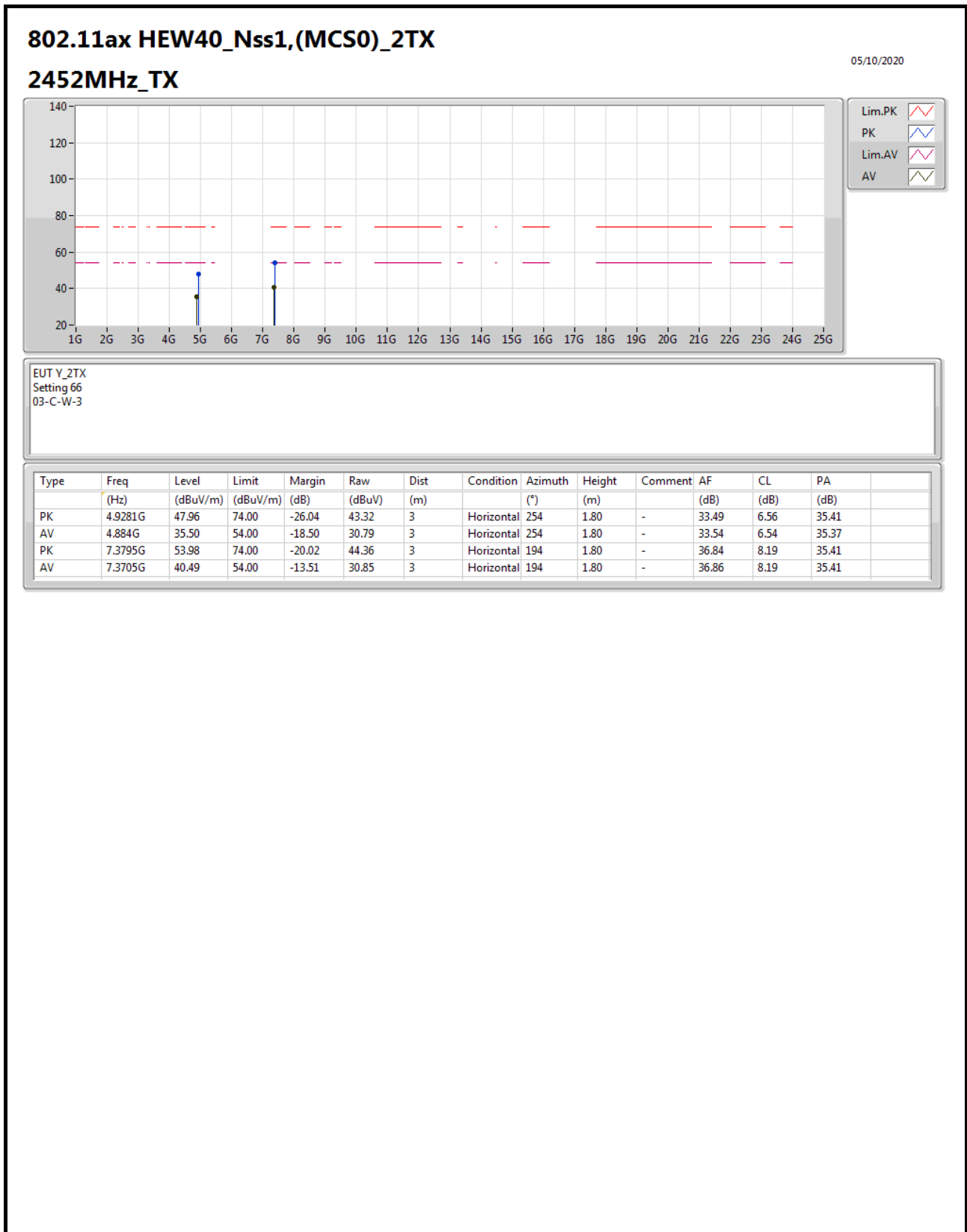


Test Mode: Mode 1





Test Mode: Mode 1





Test Mode: Mode 2

Summary

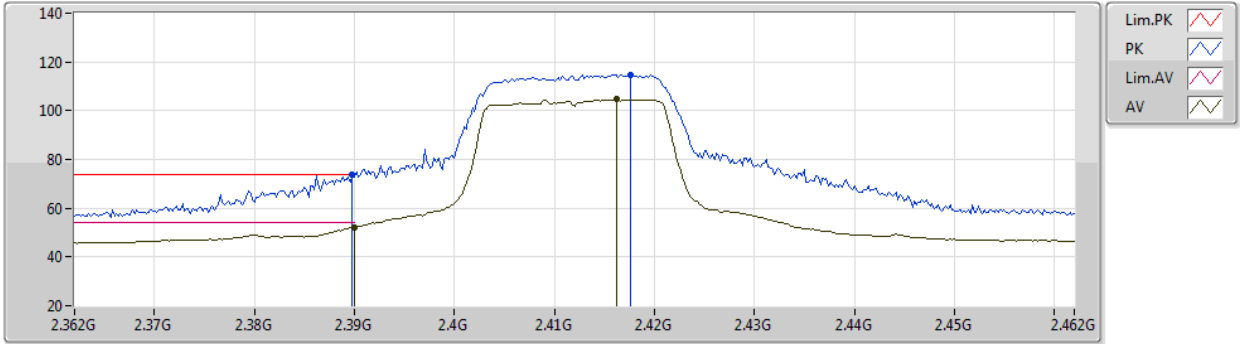
Mode	Result	Type	Freq (Hz)	Level (dBuV/m)	Limit (dBuV/m)	Margin (dB)	Dist (m)	Condition	Azimuth (°)	Height (m)	Comments
2.4-2.4835GHz	-	-	-	-	-	-	-	-	-	-	-
VHT20-BF_Nss1,(MCS0)_2TX	Pass	PK	2.4846G	73.95	74.00	-0.05	3	Vertical	252	1.31	-



Test Mode: Mode 2

VHT20-BF\_Nss1,(MCS0)\_2TX  
2412MHz\_TX

07/10/2020

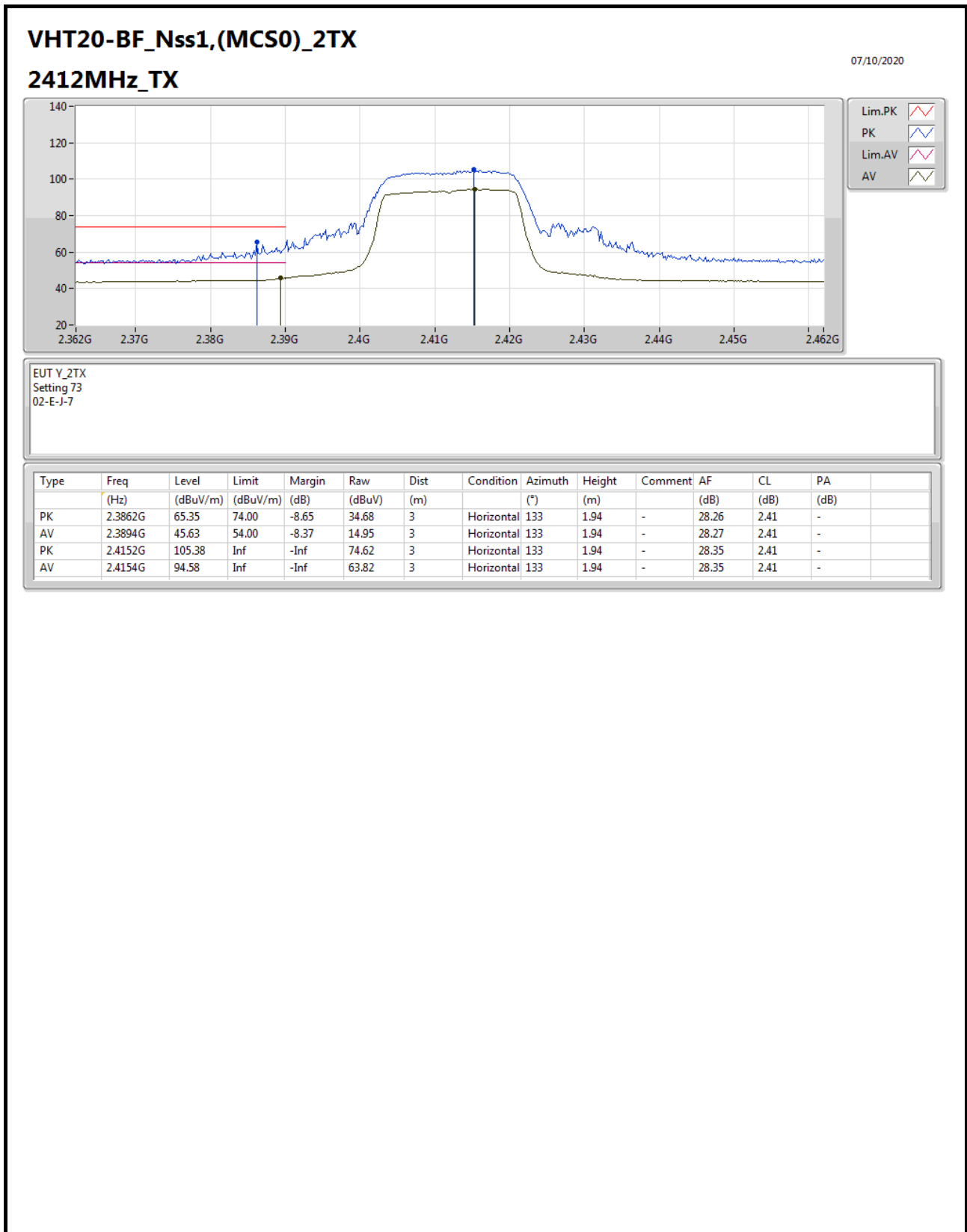


EUT Y\_2TX  
Setting 73  
02-E-J-7

Type	Freq (Hz)	Level (dBuV/m)	Limit (dBuV/m)	Margin (dB)	Raw (dBuV)	Dist (m)	Condition	Azimuth (°)	Height (m)	Comment	AF (dB)	CL (dB)	PA (dB)
PK	2.3898G	73.78	74.00	-0.22	43.10	3	Vertical	253	1.80	-	28.27	2.41	-
AV	2.39G	52.10	54.00	-1.90	21.43	3	Vertical	253	1.80	-	28.27	2.40	-
PK	2.4176G	114.83	Inf	-Inf	84.07	3	Vertical	253	1.80	-	28.35	2.41	-
AV	2.4162G	104.64	Inf	-Inf	73.88	3	Vertical	253	1.80	-	28.35	2.41	-

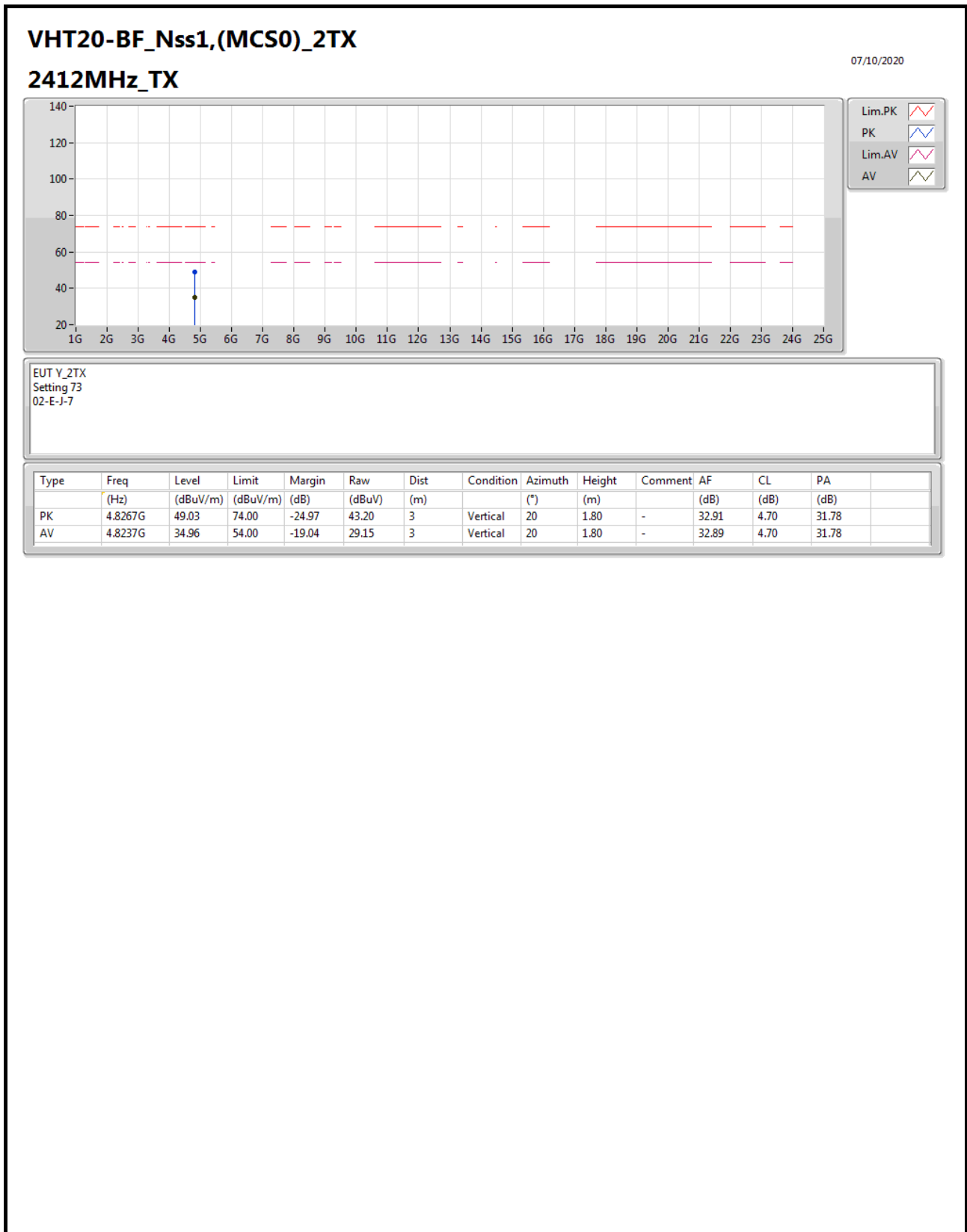


Test Mode: Mode 2





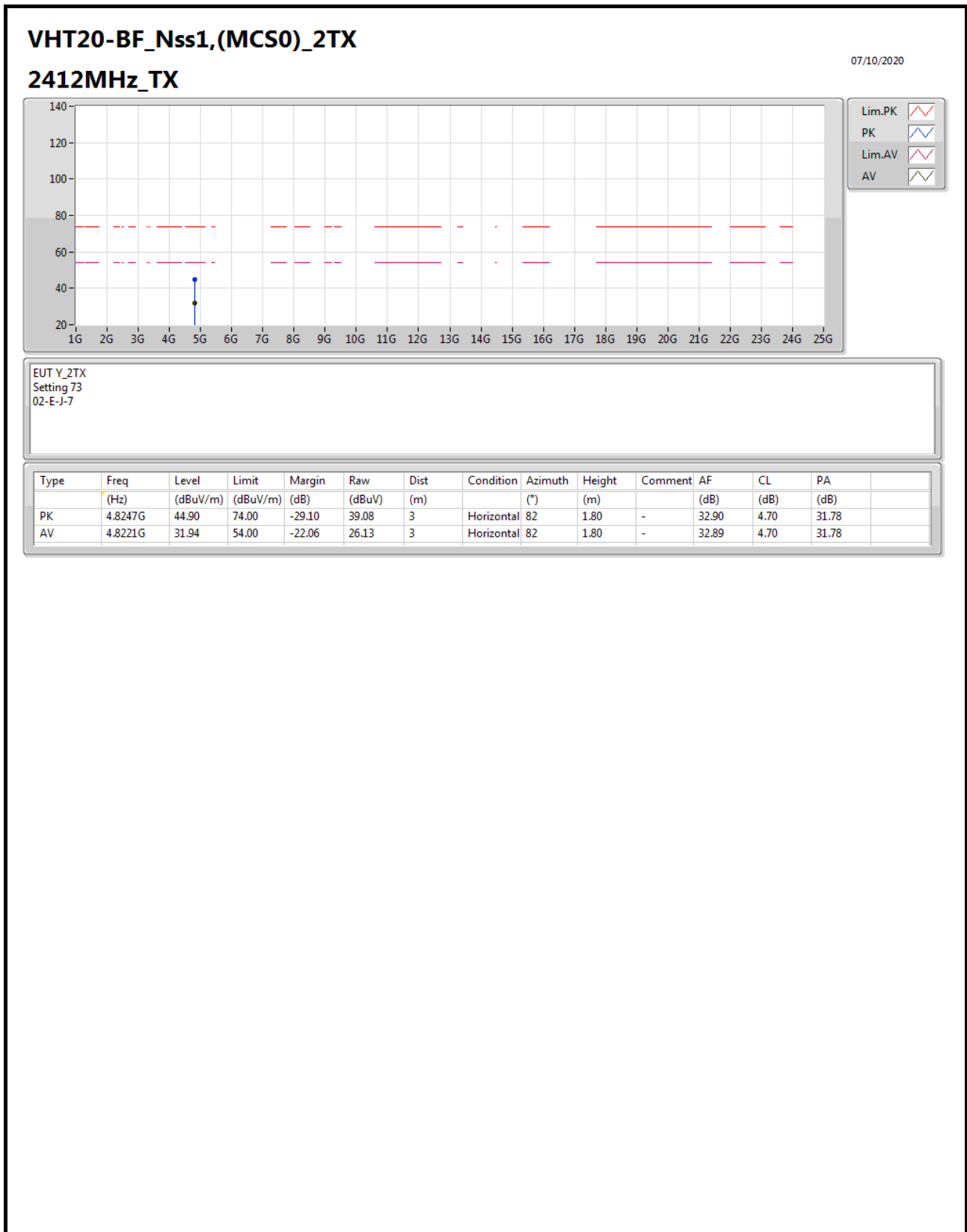
Test Mode: Mode 2







Test Mode: Mode 2



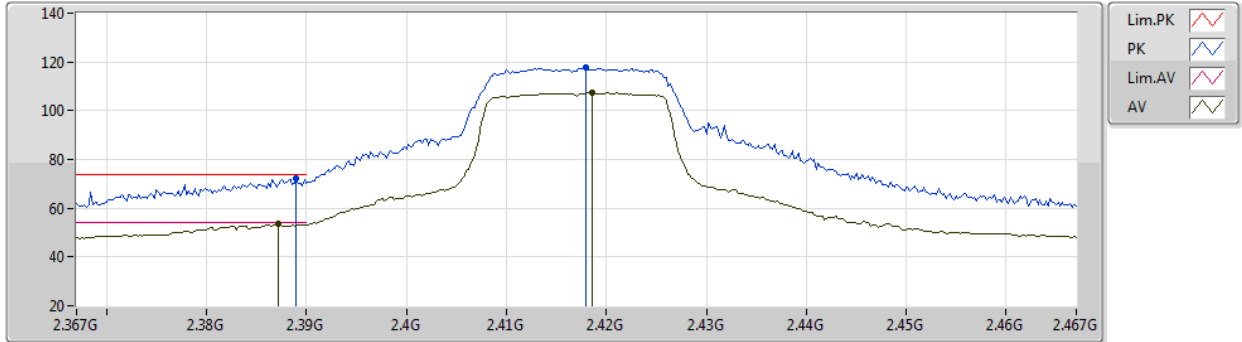


Test Mode: Mode 2

VHT20-BF\_Nss1,(MCS0)\_2TX

07/10/2020

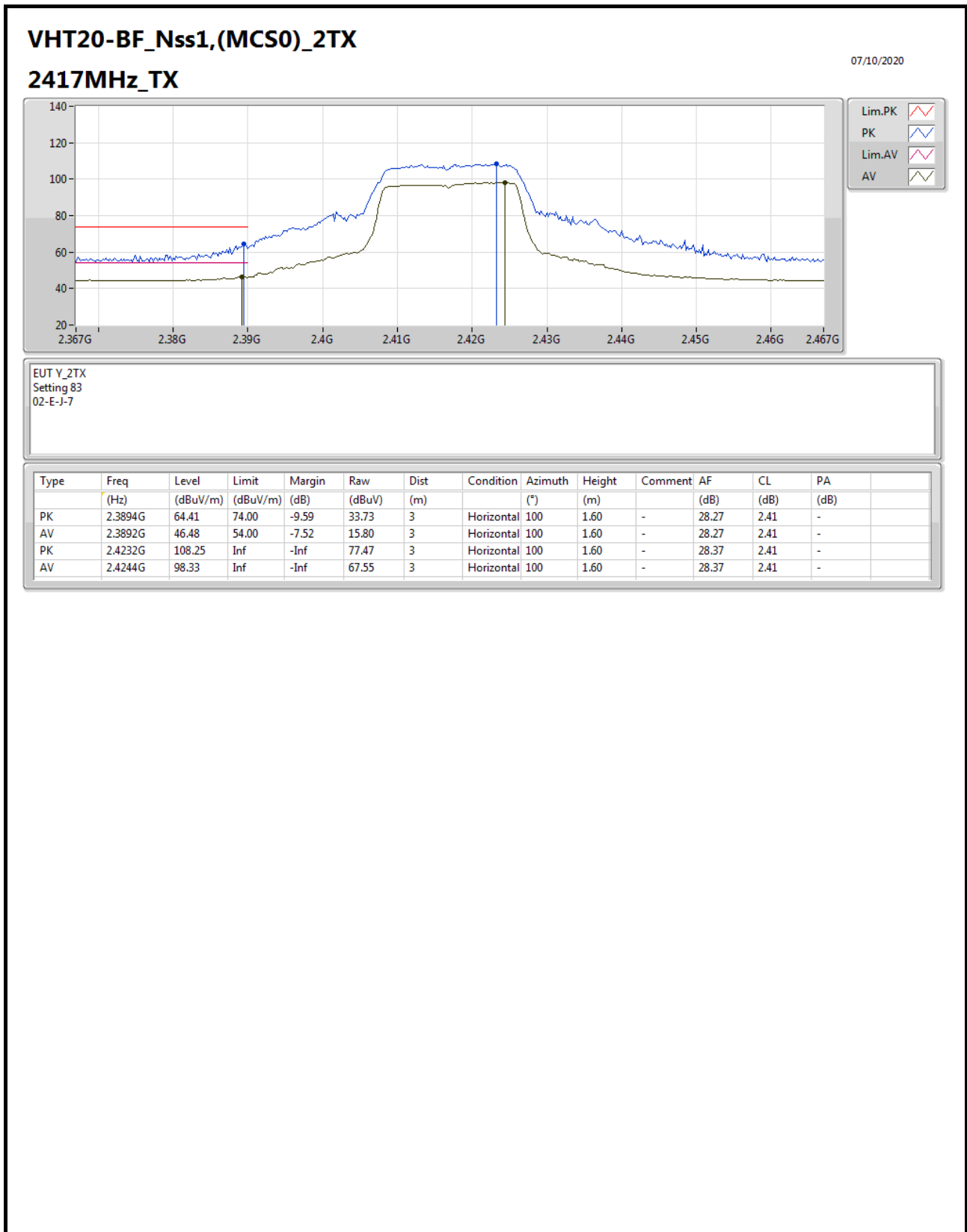
2417MHz\_TX



EUT Y\_2TX  
Setting 83  
02-E-J-7

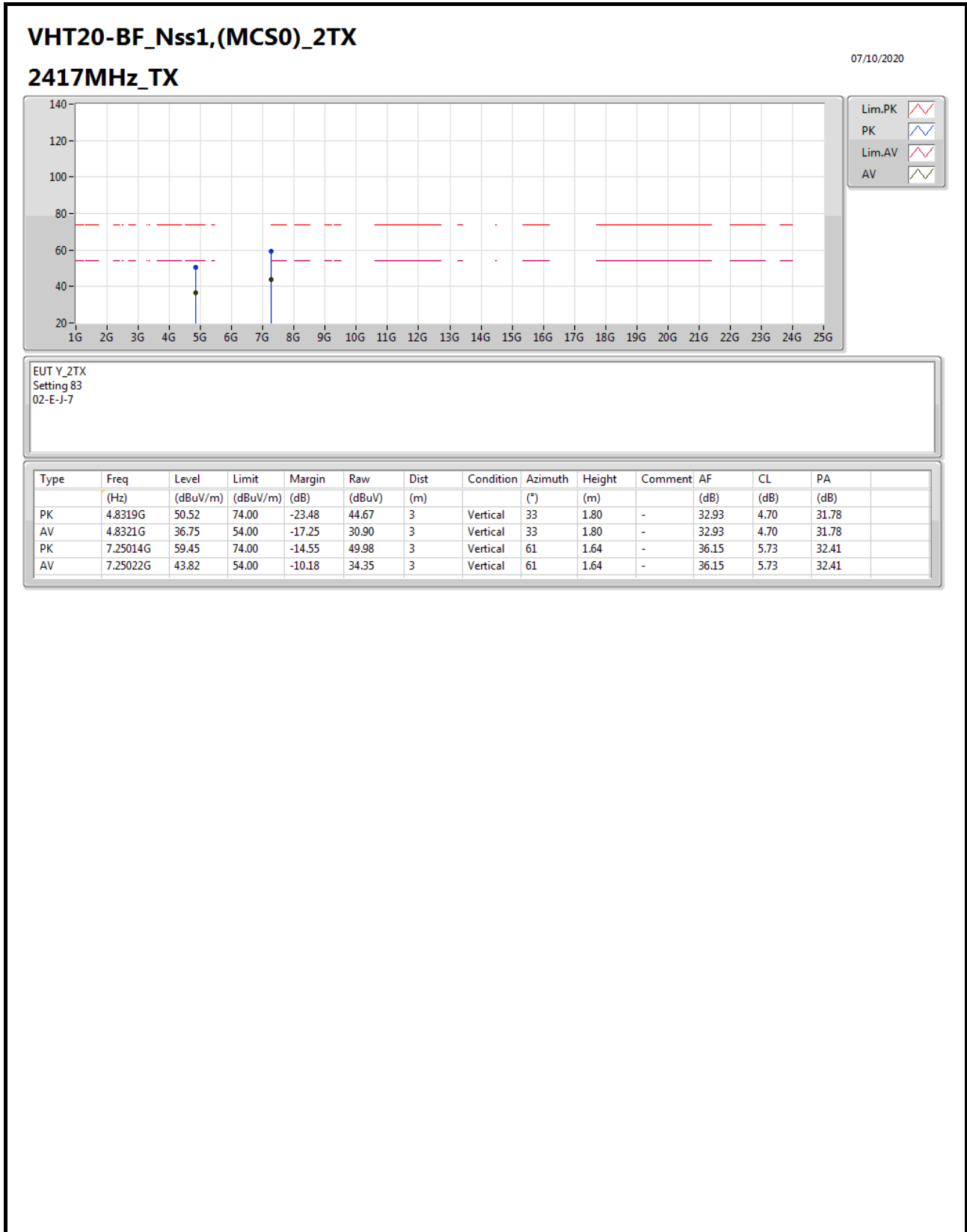
Type	Freq (Hz)	Level (dBuV/m)	Limit (dBuV/m)	Margin (dB)	Raw (dBuV)	Dist (m)	Condition	Azimuth (°)	Height (m)	Comment	AF (dB)	CL (dB)	PA (dB)
PK	2.389G	72.04	74.00	-1.96	41.36	3	Vertical	255	1.84	-	28.27	2.41	-
AV	2.3872G	53.80	54.00	-0.20	23.13	3	Vertical	255	1.84	-	28.26	2.41	-
PK	2.418G	117.82	Inf	-Inf	87.06	3	Vertical	255	1.84	-	28.35	2.41	-
AV	2.4186G	107.47	Inf	-Inf	76.70	3	Vertical	255	1.84	-	28.36	2.41	-

Test Mode: Mode 2





Test Mode: Mode 2



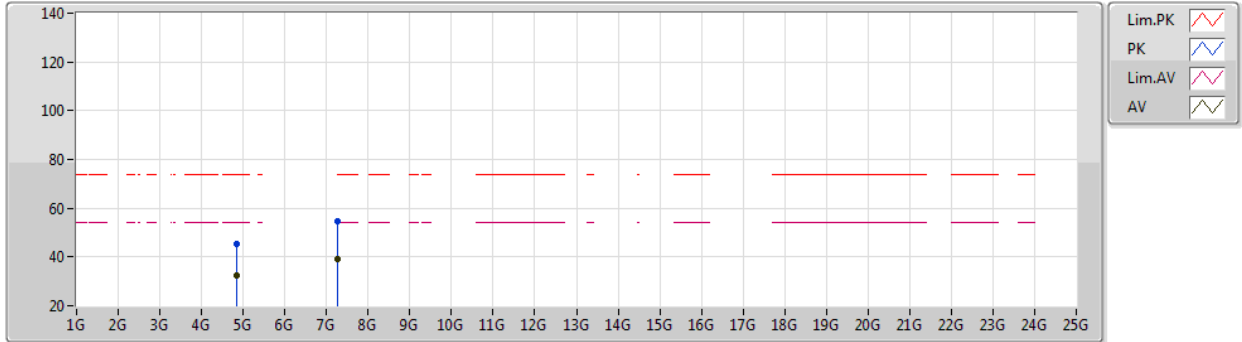


Test Mode: Mode 2

VHT20-BF\_Nss1,(MCS0)\_2TX

07/10/2020

2417MHz\_TX



EUT Y\_2TX  
Setting 83  
02-E-J-7

Type	Freq (Hz)	Level (dBuV/m)	Limit (dBuV/m)	Margin (dB)	Raw (dBuV)	Dist (m)	Condition	Azimuth (°)	Height (m)	Comment	AF (dB)	CL (dB)	PA (dB)
PK	4.8379G	45.33	74.00	-28.67	39.47	3	Horizontal	360	2.46	-	32.95	4.70	31.79
AV	4.8326G	32.21	54.00	-21.79	26.36	3	Horizontal	360	2.46	-	32.93	4.70	31.78
PK	7.25104G	54.63	74.00	-19.37	45.15	3	Horizontal	56	2.52	-	36.16	5.73	32.41
AV	7.25118G	39.36	54.00	-14.64	29.88	3	Horizontal	56	2.52	-	36.16	5.73	32.41

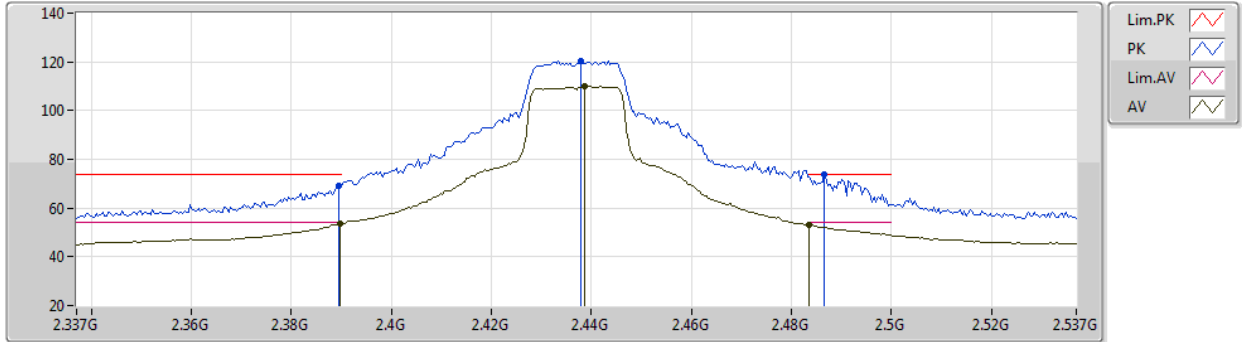


Test Mode: Mode 2

VHT20-BF\_Nss1,(MCS0)\_2TX

07/10/2020

2437MHz\_TX



EUT\_Y\_2TX  
Setting 89  
02-E-J-7

Type	Freq (Hz)	Level (dBuV/m)	Limit (dBuV/m)	Margin (dB)	Raw (dBuV)	Dist (m)	Condition	Azimuth (°)	Height (m)	Comment	AF (dB)	CL (dB)	PA (dB)
PK	2.3894G	69.08	74.00	-4.92	38.40	3	Vertical	241	2.23	-	28.27	2.41	-
AV	2.3898G	53.50	54.00	-0.50	22.82	3	Vertical	241	2.23	-	28.27	2.41	-
PK	2.4378G	120.37	Inf	-Inf	89.54	3	Vertical	241	2.23	-	28.41	2.42	-
AV	2.4386G	110.01	Inf	-Inf	79.17	3	Vertical	241	2.23	-	28.42	2.42	-
PK	2.4866G	73.86	74.00	-0.14	42.86	3	Vertical	241	2.23	-	28.56	2.44	-
AV	2.4835G	52.94	54.00	-1.06	21.95	3	Vertical	241	2.23	-	28.55	2.44	-

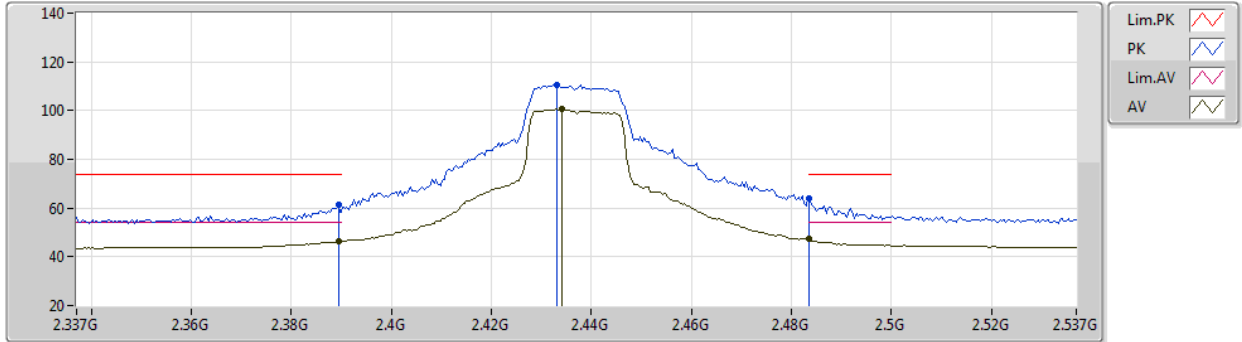


Test Mode: Mode 2

VHT20-BF\_Nss1,(MCS0)\_2TX

07/10/2020

2437MHz\_TX

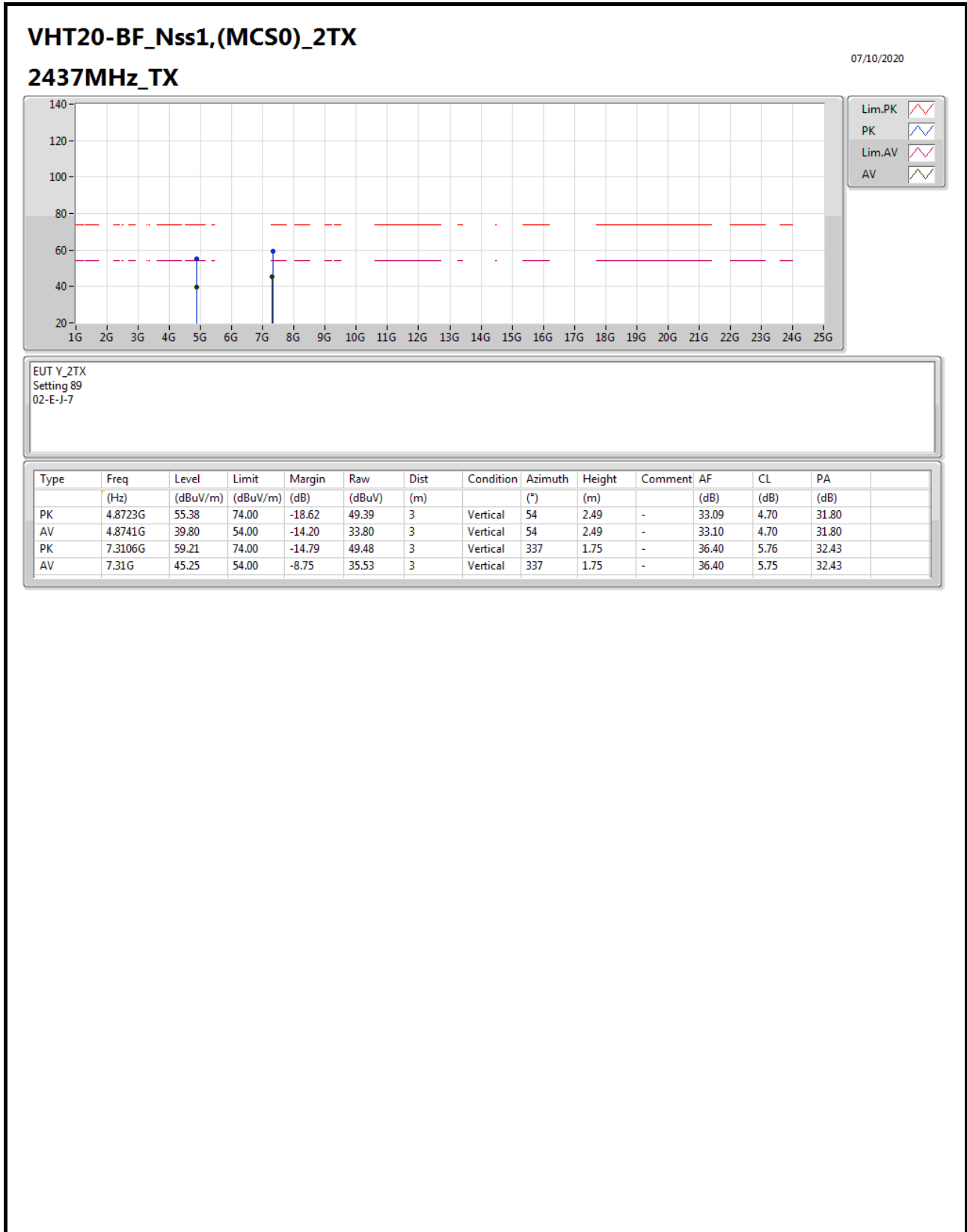


EUT Y\_2TX  
Setting 89  
02-E-J-7

Type	Freq (Hz)	Level (dBuV/m)	Limit (dBuV/m)	Margin (dB)	Raw (dBuV)	Dist (m)	Condition	Azimuth (°)	Height (m)	Comment	AF (dB)	CL (dB)	PA (dB)
PK	2.3894G	61.21	74.00	-12.79	30.53	3	Horizontal	96	1.33	-	28.27	2.41	-
AV	2.3894G	46.56	54.00	-7.44	15.88	3	Horizontal	96	1.33	-	28.27	2.41	-
PK	2.433G	110.49	Inf	-Inf	79.67	3	Horizontal	96	1.33	-	28.40	2.42	-
AV	2.4342G	100.53	Inf	-Inf	69.71	3	Horizontal	96	1.33	-	28.40	2.42	-
PK	2.4835G	64.15	74.00	-9.85	33.16	3	Horizontal	96	1.33	-	28.55	2.44	-
AV	2.4835G	47.16	54.00	-6.84	16.17	3	Horizontal	96	1.33	-	28.55	2.44	-



Test Mode: Mode 2





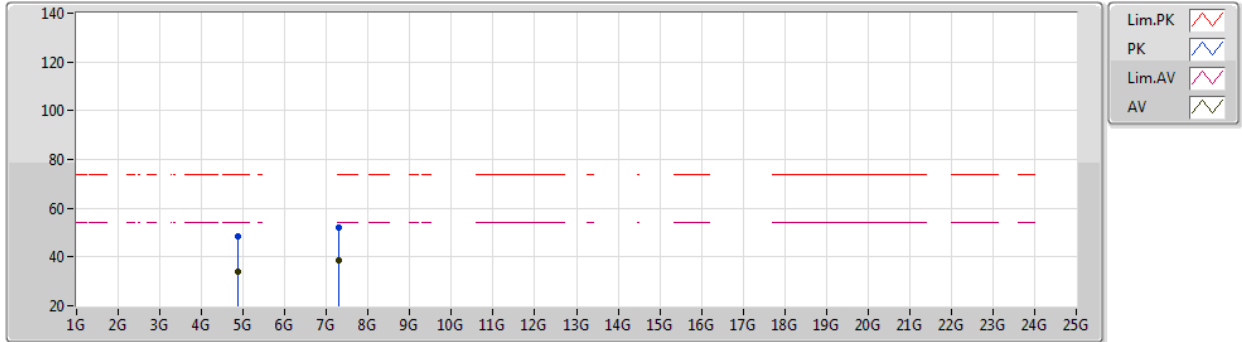


Test Mode: Mode 2

VHT20-BF\_Nss1,(MCS0)\_2TX

07/10/2020

2437MHz\_TX



EUT Y\_2TX  
Setting 89  
02-E-J-7

Type	Freq (Hz)	Level (dBuV/m)	Limit (dBuV/m)	Margin (dB)	Raw (dBuV)	Dist (m)	Condition	Azimuth (°)	Height (m)	Comment	AF (dB)	CL (dB)	PA (dB)
PK	4.8722G	48.51	74.00	-25.49	42.52	3	Horizontal	344	1.78	-	33.09	4.70	31.80
AV	4.8742G	34.01	54.00	-19.99	28.01	3	Horizontal	344	1.78	-	33.10	4.70	31.80
PK	7.2934G	52.10	74.00	-21.90	42.41	3	Horizontal	120	1.45	-	36.37	5.75	32.43
AV	7.294G	38.87	54.00	-15.13	29.18	3	Horizontal	120	1.45	-	36.37	5.75	32.43

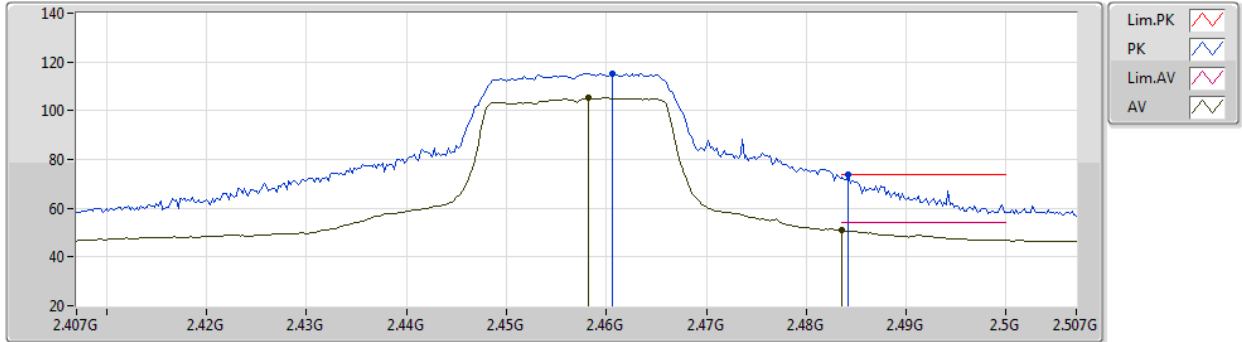


Test Mode: Mode 2

VHT20-BF\_Nss1,(MCS0)\_2TX

07/10/2020

2457MHz\_TX



EUT Y\_2TX  
Setting 73  
02-E-J-7

Type	Freq (Hz)	Level (dBuV/m)	Limit (dBuV/m)	Margin (dB)	Raw (dBuV)	Dist (m)	Condition	Azimuth (°)	Height (m)	Comment	AF (dB)	CL (dB)	PA (dB)
PK	2.4606G	115.32	Inf	-Inf	84.41	3	Vertical	253	1.82	-	28.48	2.43	-
AV	2.4582G	105.18	Inf	-Inf	74.28	3	Vertical	253	1.82	-	28.47	2.43	-
PK	2.4842G	73.89	74.00	-0.11	42.90	3	Vertical	253	1.82	-	28.55	2.44	-
AV	2.4835G	50.95	54.00	-3.05	19.96	3	Vertical	253	1.82	-	28.55	2.44	-

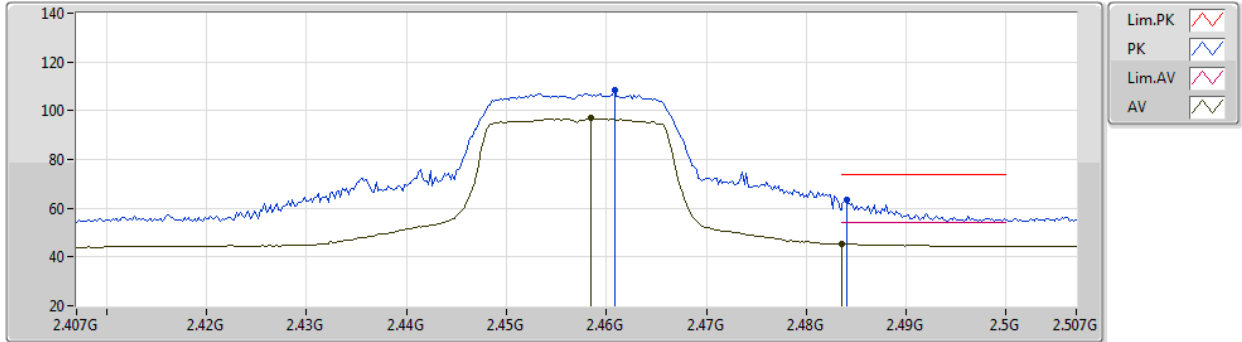


Test Mode: Mode 2

VHT20-BF\_Nss1,(MCS0)\_2TX

07/10/2020

2457MHz\_TX



EUT Y\_2TX  
Setting 73  
02-E-J-7

Type	Freq (Hz)	Level (dBuV/m)	Limit (dBuV/m)	Margin (dB)	Raw (dBuV)	Dist (m)	Condition	Azimuth (°)	Height (m)	Comment	AF (dB)	CL (dB)	PA (dB)
PK	2.4608G	108.25	Inf	-Inf	77.34	3	Horizontal	94	1.44	-	28.48	2.43	-
AV	2.4584G	96.83	Inf	-Inf	65.92	3	Horizontal	94	1.44	-	28.48	2.43	-
PK	2.484G	63.24	74.00	-10.76	32.25	3	Horizontal	94	1.44	-	28.55	2.44	-
AV	2.4836G	45.37	54.00	-8.63	14.38	3	Horizontal	94	1.44	-	28.55	2.44	-

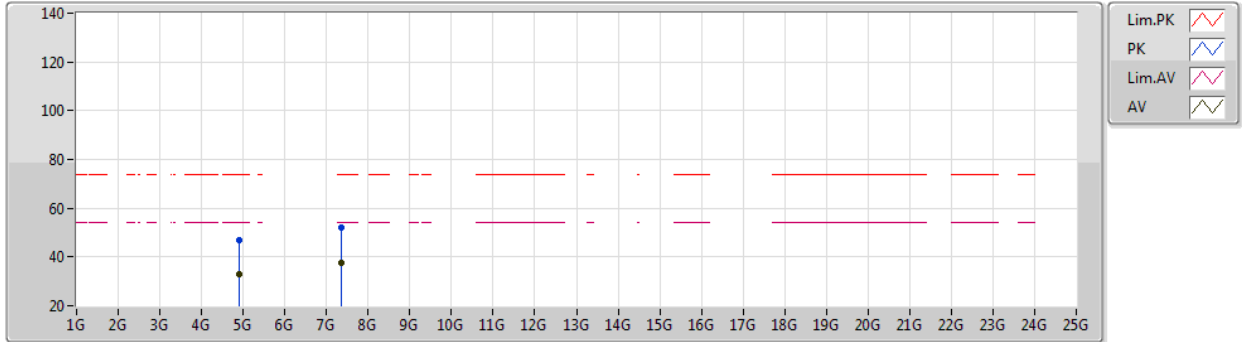


Test Mode: Mode 2

VHT20-BF\_Nss1,(MCS0)\_2TX

07/10/2020

2457MHz\_TX



EUT Y\_2TX  
Setting 73  
02-E-J-7

Type	Freq (Hz)	Level (dBuV/m)	Limit (dBuV/m)	Margin (dB)	Raw (dBuV)	Dist (m)	Condition	Azimuth (°)	Height (m)	Comment	AF (dB)	CL (dB)	PA (dB)
PK	4.9116G	46.70	74.00	-27.30	40.60	3	Vertical	8	1.84	-	33.21	4.70	31.81
AV	4.905G	32.81	54.00	-21.19	26.71	3	Vertical	8	1.84	-	33.21	4.70	31.81
PK	7.3683G	52.14	74.00	-21.86	42.41	3	Vertical	337	1.46	-	36.40	5.78	32.45
AV	7.3647G	37.66	54.00	-16.34	27.93	3	Vertical	337	1.46	-	36.40	5.78	32.45

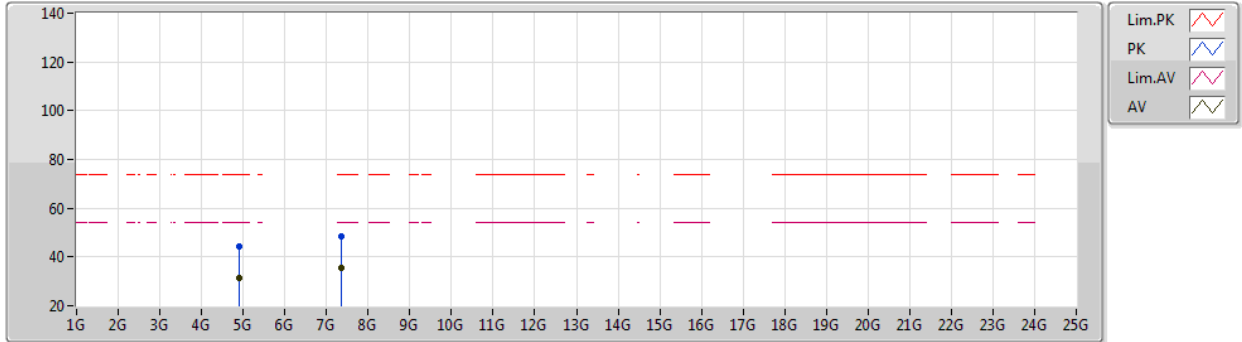


Test Mode: Mode 2

VHT20-BF\_Nss1,(MCS0)\_2TX

07/10/2020

2457MHz\_TX

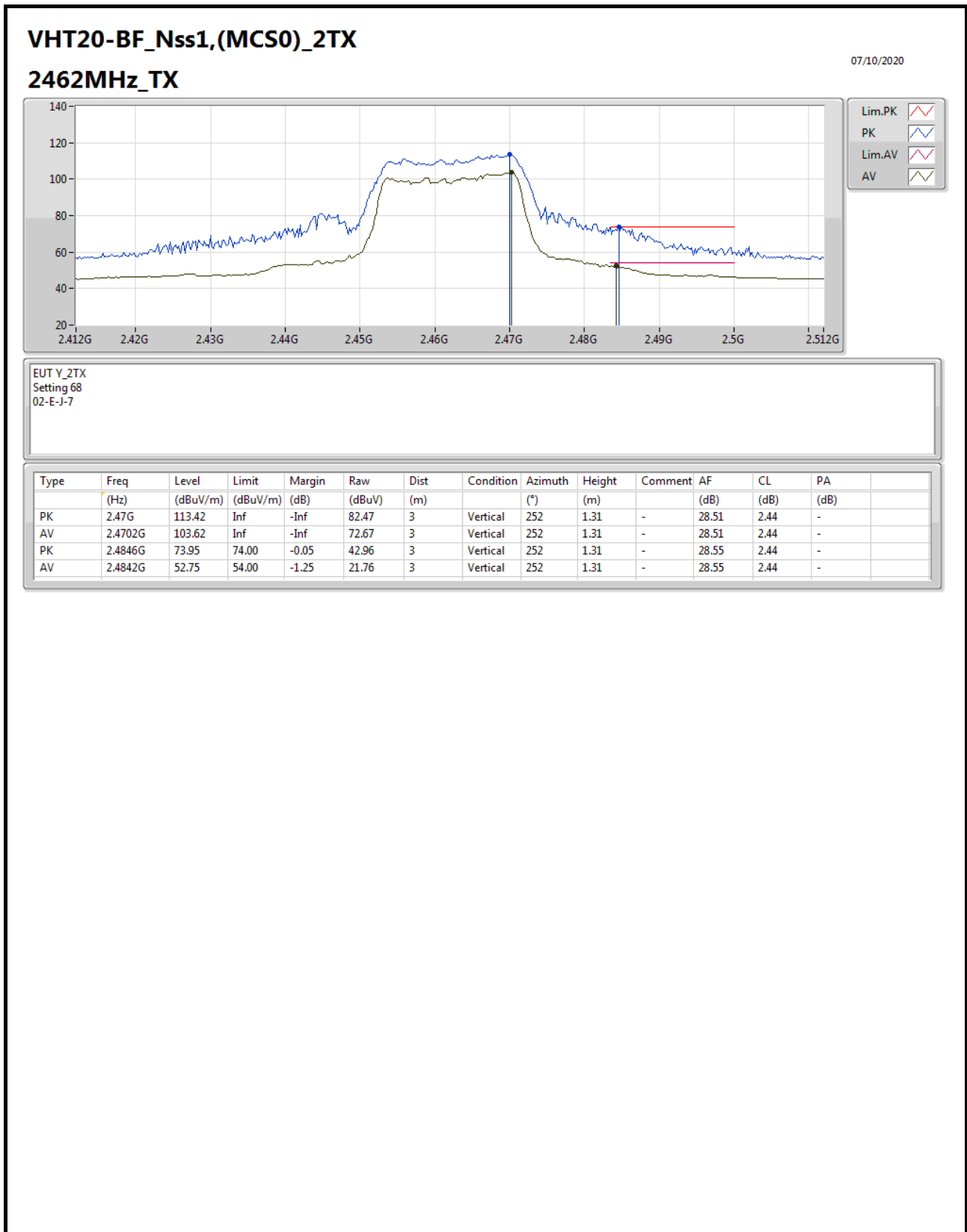


EUT Y\_2TX  
Setting 73  
02-E-J-7

Type	Freq (Hz)	Level (dBuV/m)	Limit (dBuV/m)	Margin (dB)	Raw (dBuV)	Dist (m)	Condition	Azimuth (°)	Height (m)	Comment	AF (dB)	CL (dB)	PA (dB)
PK	4.9035G	44.49	74.00	-29.51	38.40	3	Horizontal	95	1.76	-	33.20	4.70	31.81
AV	4.8946G	31.42	54.00	-22.58	25.35	3	Horizontal	95	1.76	-	33.18	4.70	31.81
PK	7.3634G	48.50	74.00	-25.50	38.77	3	Horizontal	326	2.04	-	36.40	5.78	32.45
AV	7.3533G	35.64	54.00	-18.36	25.91	3	Horizontal	326	2.04	-	36.40	5.78	32.45

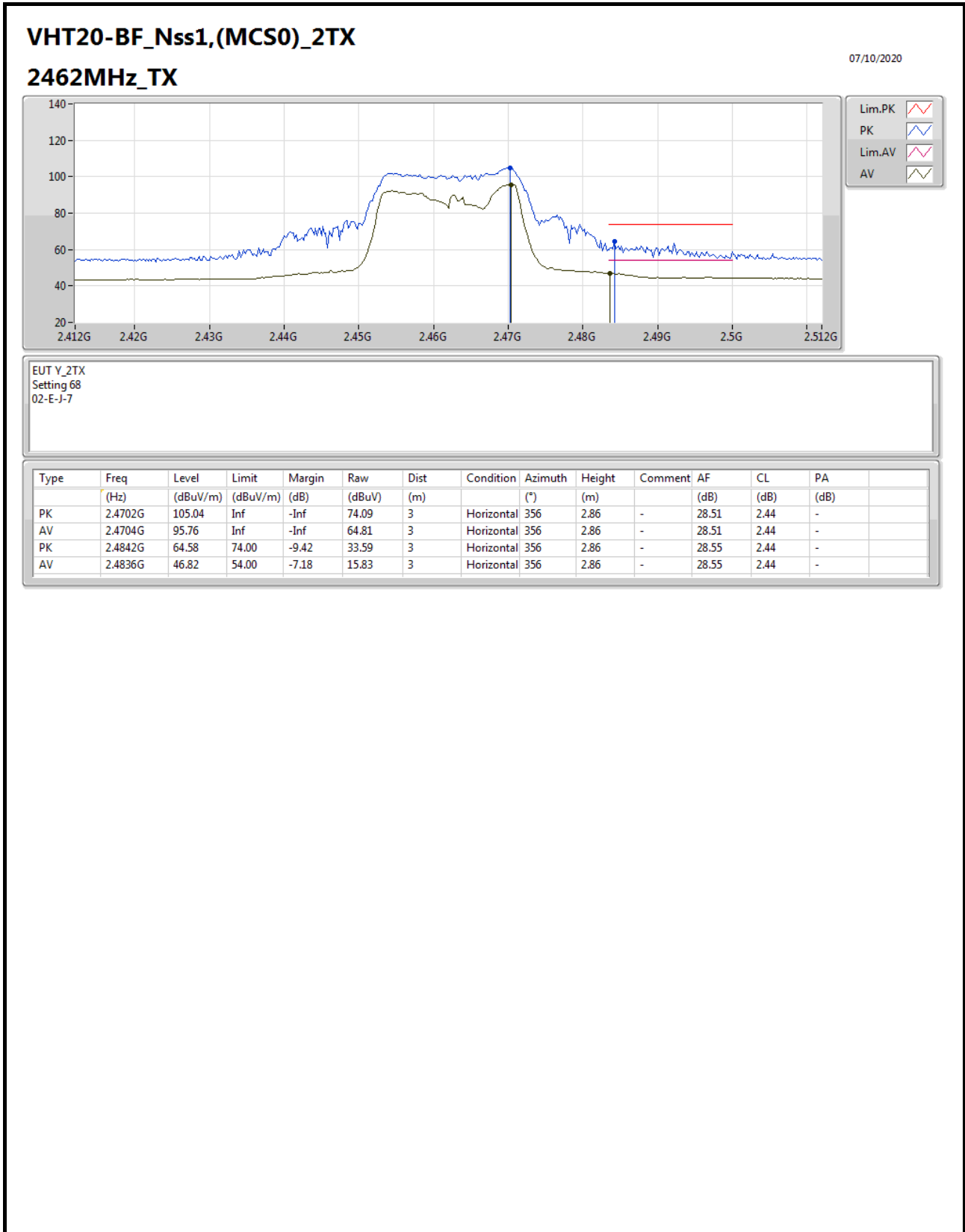


Test Mode: Mode 2



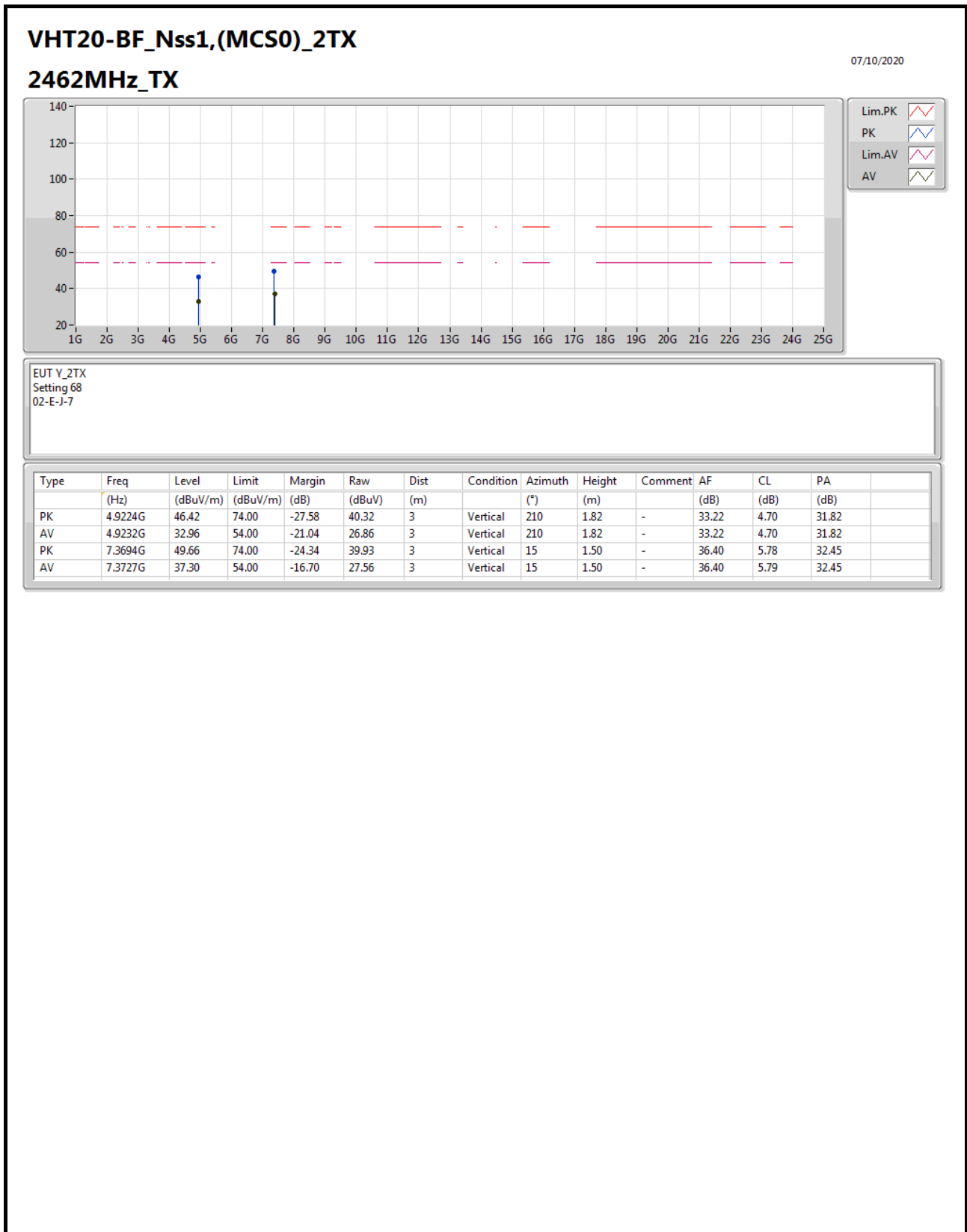


Test Mode: Mode 2





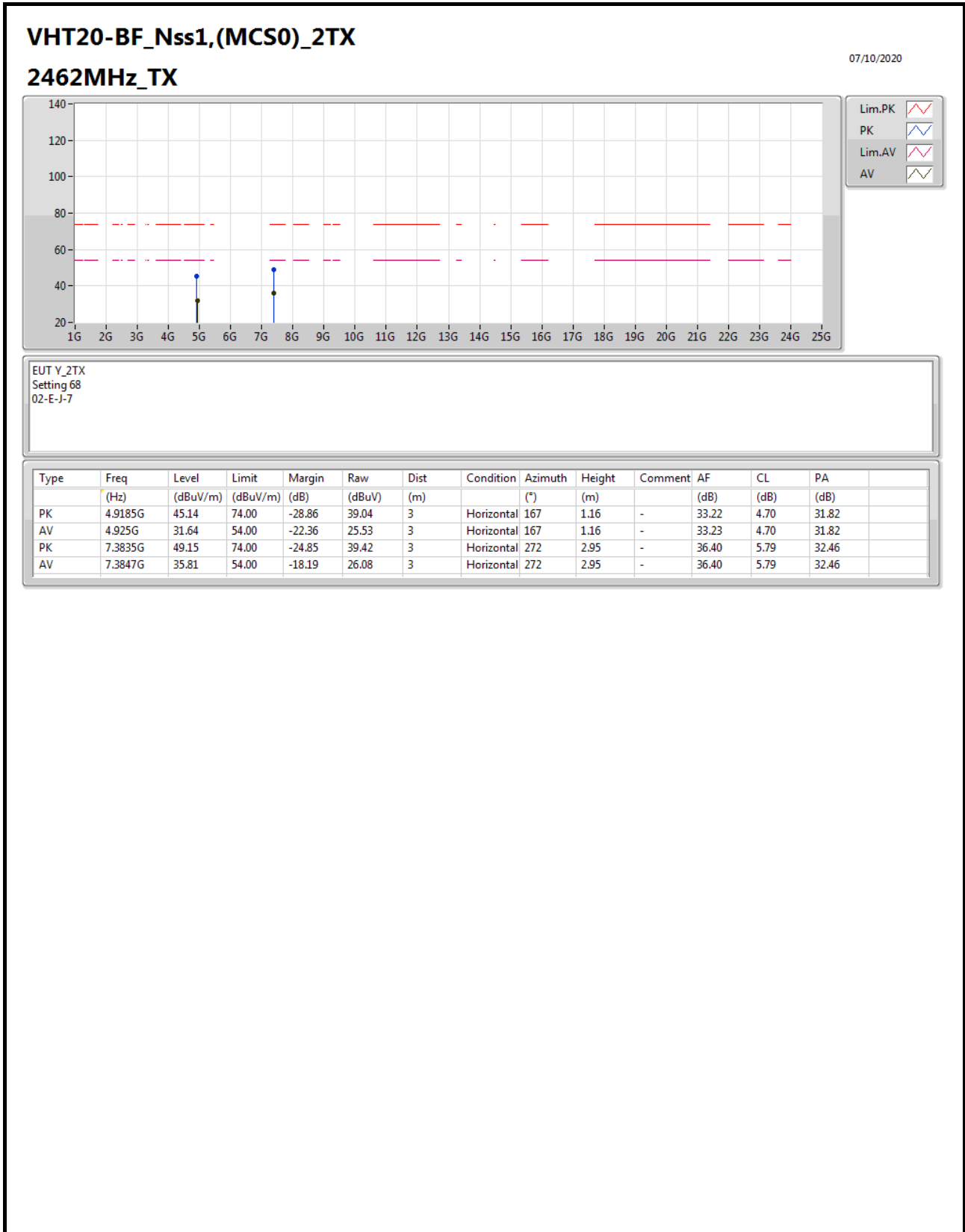
Test Mode: Mode 2





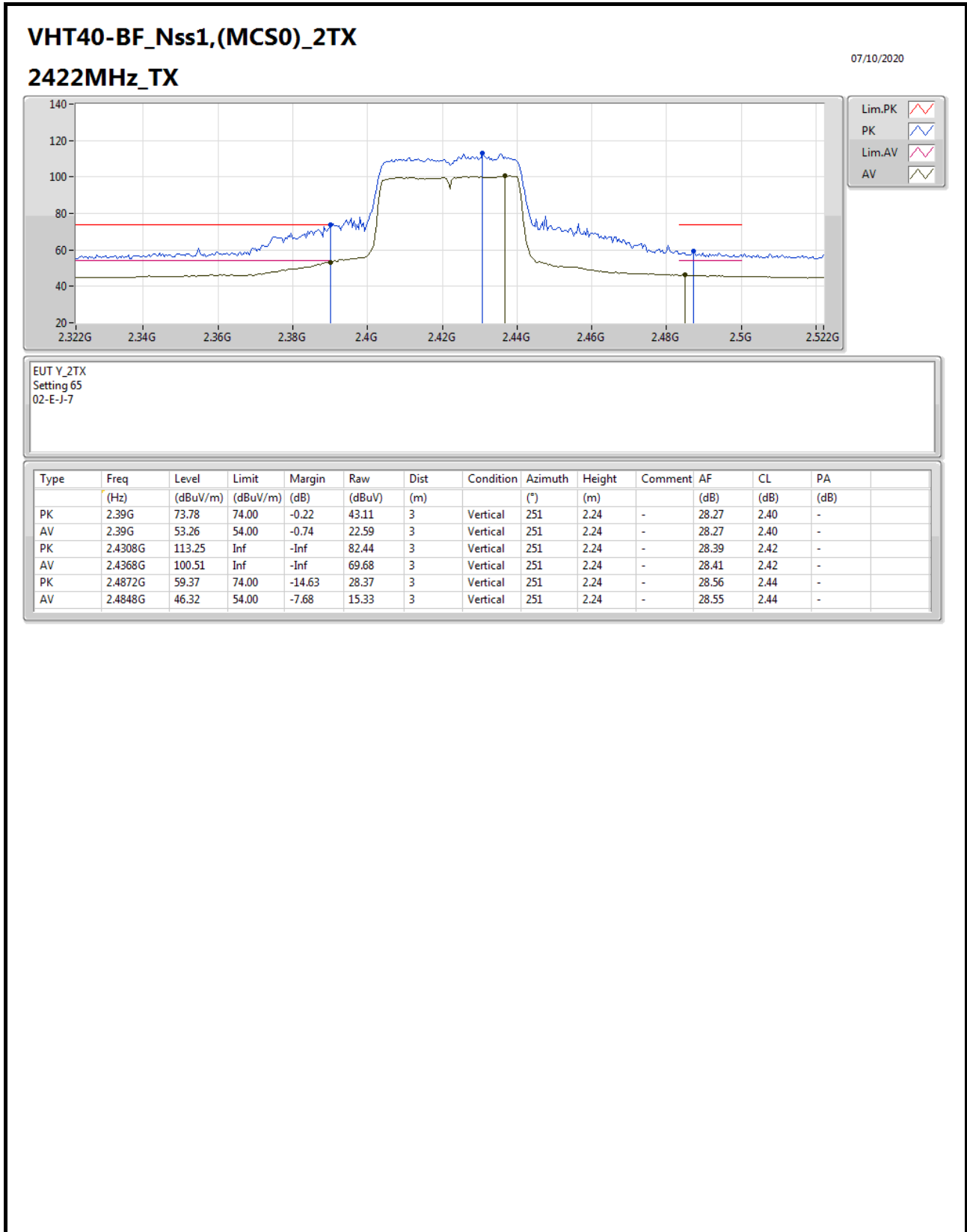


Test Mode: Mode 2





Test Mode: Mode 2

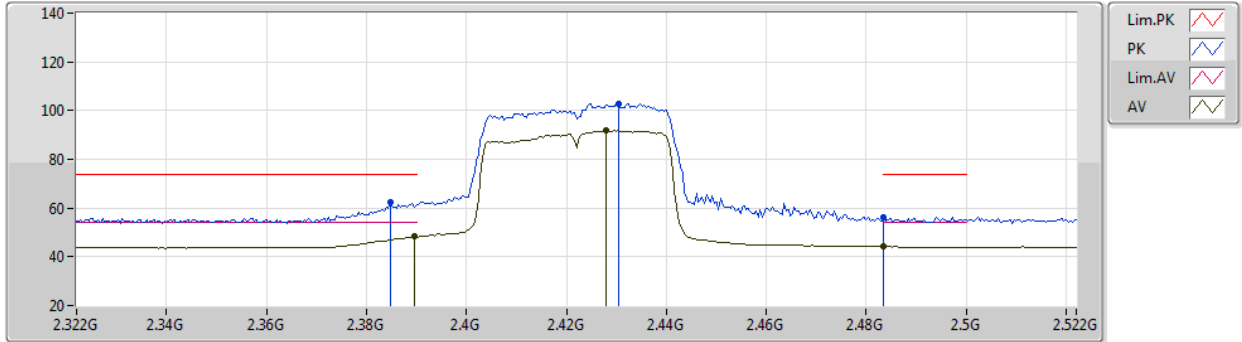




Test Mode: Mode 2

VHT40-BF\_Nss1,(MCS0)\_2TX  
2422MHz\_TX

07/10/2020

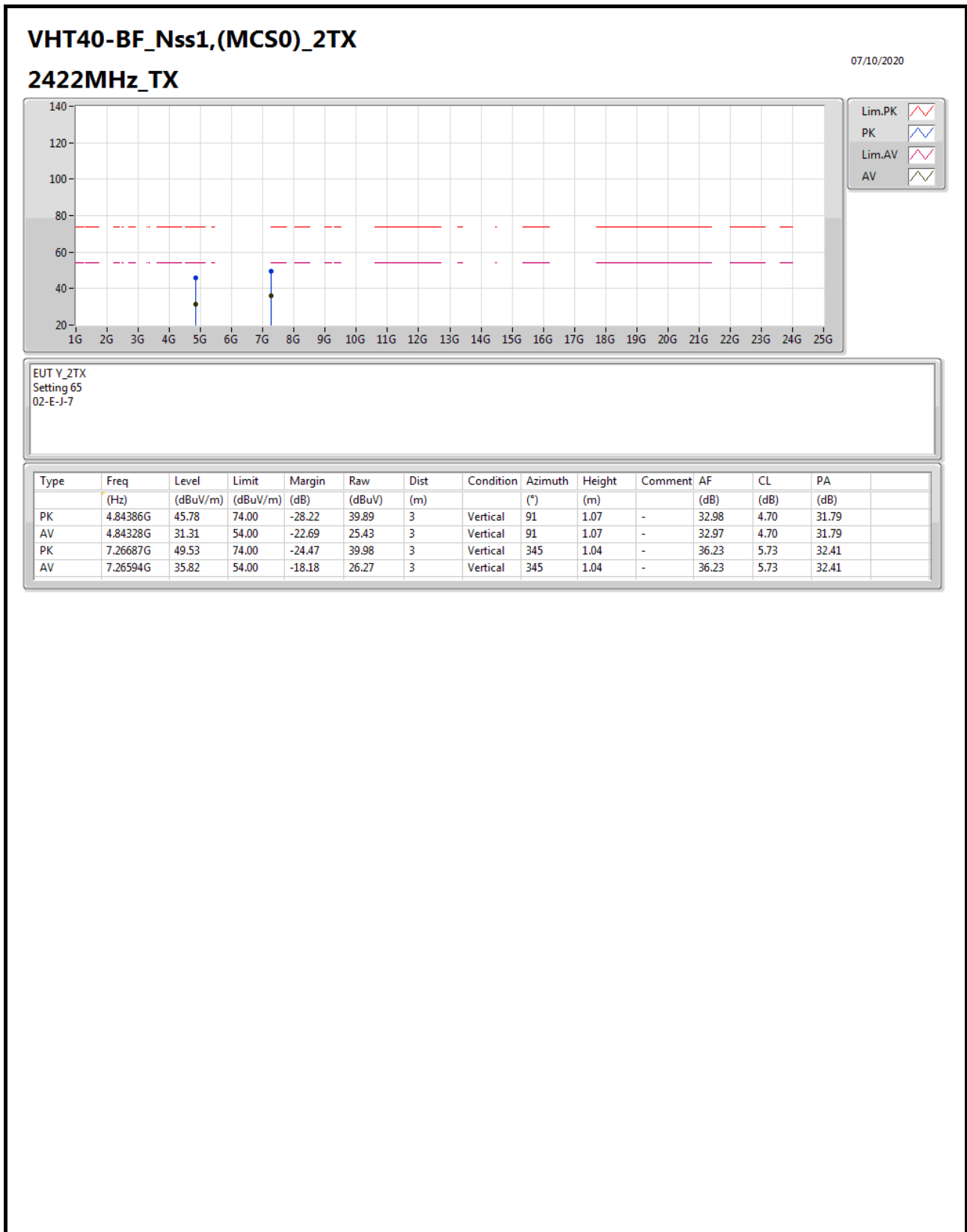


EUT\_Y\_2TX  
Setting 65  
02-E-J-7

Type	Freq (Hz)	Level (dBuV/m)	Limit (dBuV/m)	Margin (dB)	Raw (dBuV)	Dist (m)	Condition	Azimuth (°)	Height (m)	Comment	AF (dB)	CL (dB)	PA (dB)
PK	2.3848G	62.36	74.00	-11.64	31.70	3	Horizontal	95	1.33	-	28.25	2.41	-
AV	2.3896G	48.27	54.00	-5.73	17.59	3	Horizontal	95	1.33	-	28.27	2.41	-
PK	2.4304G	102.94	Inf	-Inf	72.13	3	Horizontal	95	1.33	-	28.39	2.42	-
AV	2.428G	91.69	Inf	-Inf	60.90	3	Horizontal	95	1.33	-	28.38	2.41	-
PK	2.4835G	56.30	74.00	-17.70	25.31	3	Horizontal	95	1.33	-	28.55	2.44	-
AV	2.4835G	44.14	54.00	-9.86	13.15	3	Horizontal	95	1.33	-	28.55	2.44	-

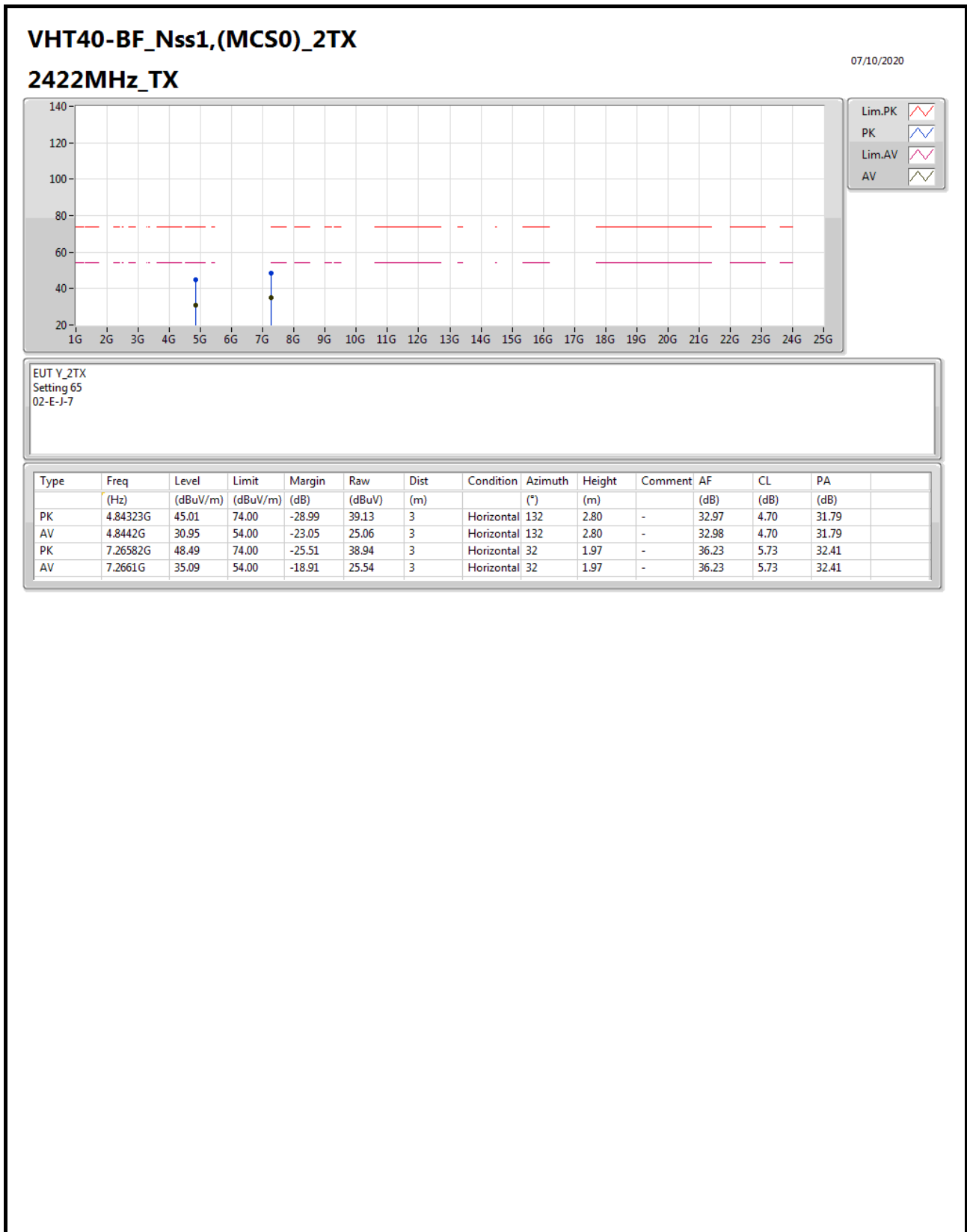


Test Mode: Mode 2





Test Mode: Mode 2



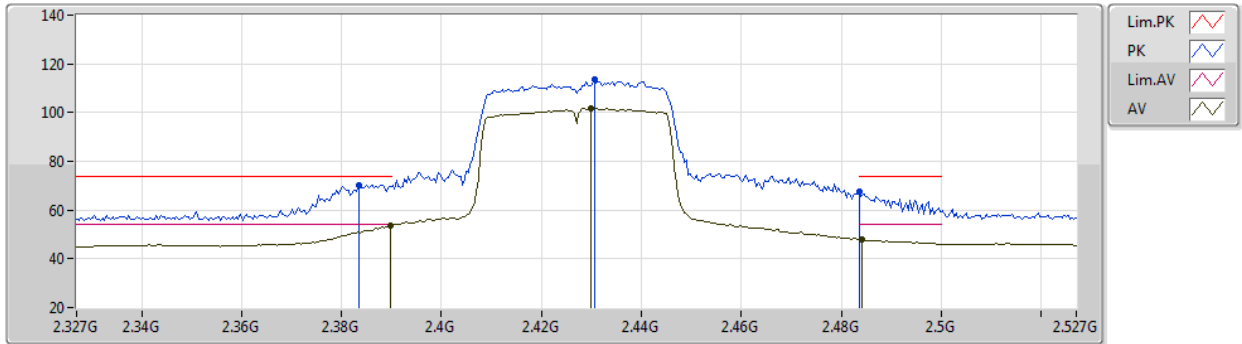


Test Mode: Mode 2

VHT40-BF\_Nss1,(MCS0)\_2TX

07/10/2020

2427MHz\_TX



EUT\_Y\_2TX  
Setting 69  
02-E-J-7

Type	Freq (Hz)	Level (dBuV/m)	Limit (dBuV/m)	Margin (dB)	Raw (dBuV)	Dist (m)	Condition	Azimuth (°)	Height (m)	Comment	AF (dB)	CL (dB)	PA (dB)
PK	2.3834G	70.42	74.00	-3.58	39.76	3	Vertical	244	1.80	-	28.25	2.41	-
AV	2.3898G	53.79	54.00	-0.21	23.11	3	Vertical	244	1.80	-	28.27	2.41	-
PK	2.4306G	113.84	Inf	-Inf	83.03	3	Vertical	244	1.80	-	28.39	2.42	-
AV	2.4298G	101.56	Inf	-Inf	70.76	3	Vertical	244	1.80	-	28.39	2.41	-
PK	2.4835G	67.36	74.00	-6.64	36.37	3	Vertical	244	1.80	-	28.55	2.44	-
AV	2.4842G	48.03	54.00	-5.97	17.04	3	Vertical	244	1.80	-	28.55	2.44	-

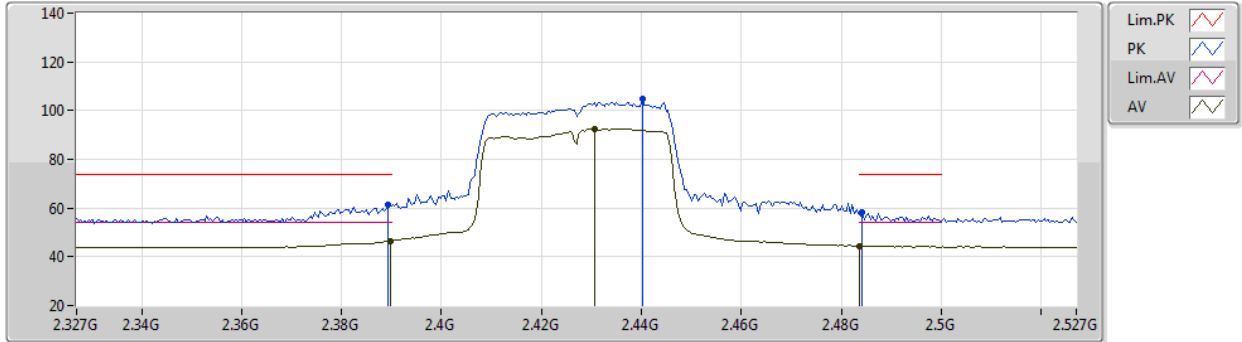


Test Mode: Mode 2

VHT40-BF\_Nss1,(MCS0)\_2TX

07/10/2020

2427MHz\_TX



EUT\_Y\_2TX  
Setting 69  
02-E-J-7

Type	Freq (Hz)	Level (dBuV/m)	Limit (dBuV/m)	Margin (dB)	Raw (dBuV)	Dist (m)	Condition	Azimuth (°)	Height (m)	Comment	AF (dB)	CL (dB)	PA (dB)
PK	2.3894G	61.39	74.00	-12.61	30.71	3	Horizontal	100	1.54	-	28.27	2.41	-
AV	2.3898G	46.43	54.00	-7.57	15.75	3	Horizontal	100	1.54	-	28.27	2.41	-
PK	2.4402G	105.05	Inf	-Inf	74.21	3	Horizontal	100	1.54	-	28.42	2.42	-
AV	2.4306G	92.60	Inf	-Inf	61.79	3	Horizontal	100	1.54	-	28.39	2.42	-
PK	2.4842G	58.14	74.00	-15.86	27.15	3	Horizontal	100	1.54	-	28.55	2.44	-
AV	2.4835G	44.56	54.00	-9.44	13.57	3	Horizontal	100	1.54	-	28.55	2.44	-

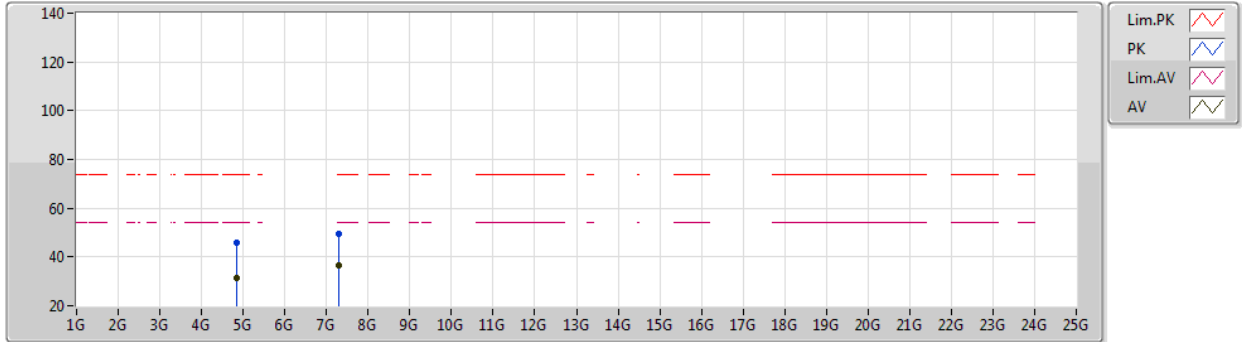


Test Mode: Mode 2

VHT40-BF\_Nss1,(MCS0)\_2TX

07/10/2020

2427MHz\_TX



EUT Y\_2TX  
Setting 69  
02-E-J-7

Type	Freq (Hz)	Level (dBuV/m)	Limit (dBuV/m)	Margin (dB)	Raw (dBuV)	Dist (m)	Condition	Azimuth (°)	Height (m)	Comment	AF (dB)	CL (dB)	PA (dB)
PK	4.8543G	45.91	74.00	-28.09	39.98	3	Vertical	260	2.51	-	33.02	4.70	31.79
AV	4.85405G	31.34	54.00	-22.66	25.41	3	Vertical	260	2.51	-	33.02	4.70	31.79
PK	7.2812G	49.67	74.00	-24.33	40.04	3	Vertical	301	2.99	-	36.31	5.74	32.42
AV	7.2816G	36.41	54.00	-17.59	26.78	3	Vertical	301	2.99	-	36.31	5.74	32.42



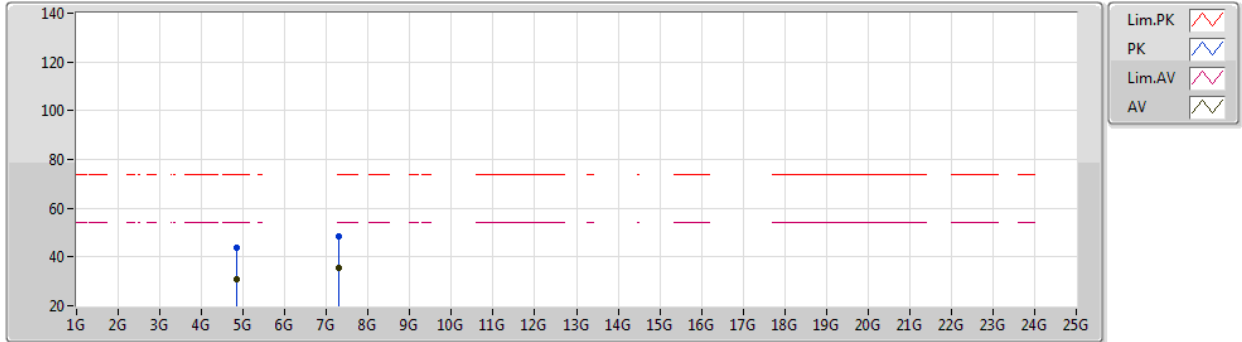


Test Mode: Mode 2

VHT40-BF\_Nss1,(MCS0)\_2TX

07/10/2020

2427MHz\_TX



EUT Y\_2TX  
Setting 69  
02-E-J-7

Type	Freq (Hz)	Level (dBuV/m)	Limit (dBuV/m)	Margin (dB)	Raw (dBuV)	Dist (m)	Condition	Azimuth (°)	Height (m)	Comment	AF (dB)	CL (dB)	PA (dB)
PK	4.8538G	43.96	74.00	-30.04	38.03	3	Horizontal	28	1.77	-	33.02	4.70	31.79
AV	4.853G	30.96	54.00	-23.04	25.04	3	Horizontal	28	1.77	-	33.01	4.70	31.79
PK	7.3022G	48.28	74.00	-25.72	38.56	3	Horizontal	199	2.85	-	36.40	5.75	32.43
AV	7.29G	35.56	54.00	-18.44	25.88	3	Horizontal	199	2.85	-	36.35	5.75	32.42

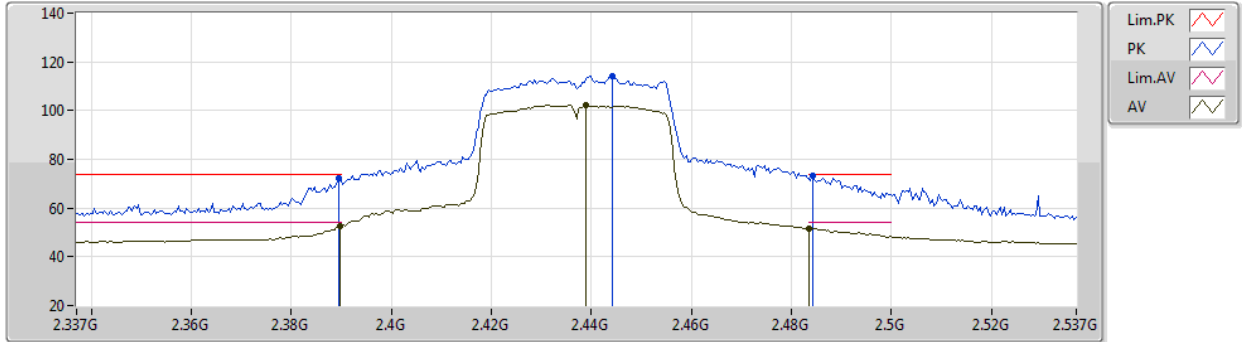


Test Mode: Mode 2

VHT40-BF\_Nss1,(MCS0)\_2TX

07/10/2020

2437MHz\_TX



EUT\_Y\_2TX  
Setting 75  
02-E-J-7

Type	Freq (Hz)	Level (dBuV/m)	Limit (dBuV/m)	Margin (dB)	Raw (dBuV)	Dist (m)	Condition	Azimuth (°)	Height (m)	Comment	AF (dB)	CL (dB)	PA (dB)
PK	2.3894G	72.17	74.00	-1.83	41.49	3	Vertical	223	1.80	-	28.27	2.41	-
AV	2.3898G	52.62	54.00	-1.38	21.94	3	Vertical	223	1.80	-	28.27	2.41	-
PK	2.4442G	114.17	Inf	-Inf	83.32	3	Vertical	223	1.80	-	28.43	2.42	-
AV	2.439G	102.20	Inf	-Inf	71.36	3	Vertical	223	1.80	-	28.42	2.42	-
PK	2.4842G	73.41	74.00	-0.59	42.42	3	Vertical	223	1.80	-	28.55	2.44	-
AV	2.4835G	51.73	54.00	-2.27	20.74	3	Vertical	223	1.80	-	28.55	2.44	-

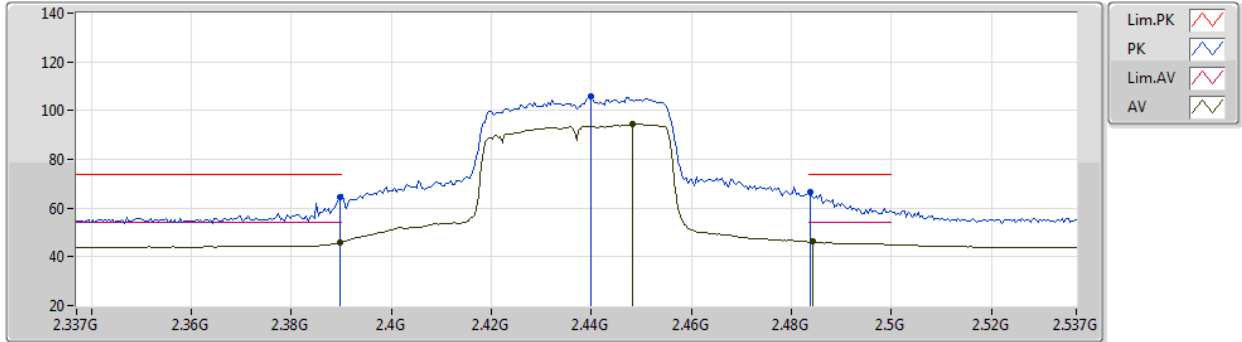


Test Mode: Mode 2

VHT40-BF\_Nss1,(MCS0)\_2TX

07/10/2020

2437MHz\_TX

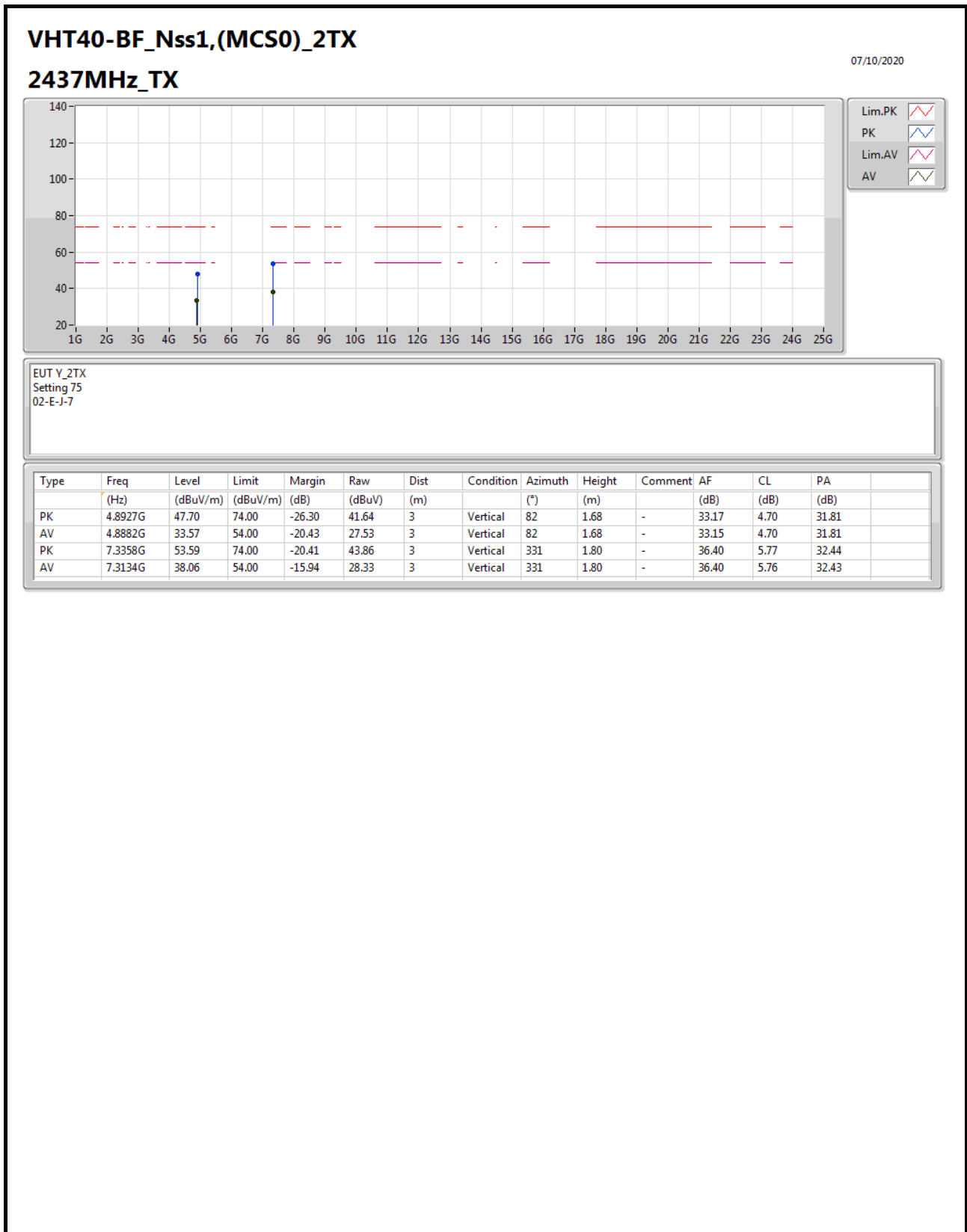


EUT\_Y\_2TX  
Setting 75  
02-E-J-7

Type	Freq (Hz)	Level (dBuV/m)	Limit (dBuV/m)	Margin (dB)	Raw (dBuV)	Dist (m)	Condition	Azimuth (°)	Height (m)	Comment	AF (dB)	CL (dB)	PA (dB)
PK	2.3898G	64.42	74.00	-9.58	33.74	3	Horizontal	96	1.55	-	28.27	2.41	-
AV	2.3898G	45.93	54.00	-8.07	15.25	3	Horizontal	96	1.55	-	28.27	2.41	-
PK	2.4398G	105.85	Inf	-Inf	75.01	3	Horizontal	96	1.55	-	28.42	2.42	-
AV	2.4482G	94.60	Inf	-Inf	63.74	3	Horizontal	96	1.55	-	28.44	2.42	-
PK	2.4838G	66.45	74.00	-7.55	35.46	3	Horizontal	96	1.55	-	28.55	2.44	-
AV	2.4842G	46.33	54.00	-7.67	15.34	3	Horizontal	96	1.55	-	28.55	2.44	-



Test Mode: Mode 2



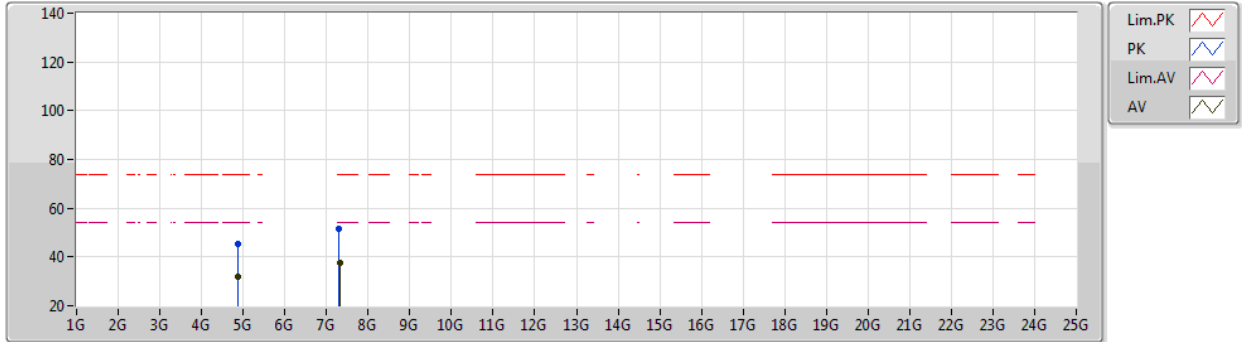


Test Mode: Mode 2

VHT40-BF\_Nss1,(MCS0)\_2TX

07/10/2020

2437MHz\_TX



EUT Y\_2TX  
Setting 75  
02-E-J-7

Type	Freq (Hz)	Level (dBuV/m)	Limit (dBuV/m)	Margin (dB)	Raw (dBuV)	Dist (m)	Condition	Azimuth (°)	Height (m)	Comment	AF (dB)	CL (dB)	PA (dB)
PK	4.8773G	45.49	74.00	-28.51	39.48	3	Horizontal	49	1.81	-	33.11	4.70	31.80
AV	4.8824G	31.99	54.00	-22.01	25.96	3	Horizontal	49	1.81	-	33.13	4.70	31.80
PK	7.3069G	51.80	74.00	-22.20	42.08	3	Horizontal	274	2.88	-	36.40	5.75	32.43
AV	7.3111G	37.51	54.00	-16.49	27.78	3	Horizontal	274	2.88	-	36.40	5.76	32.43

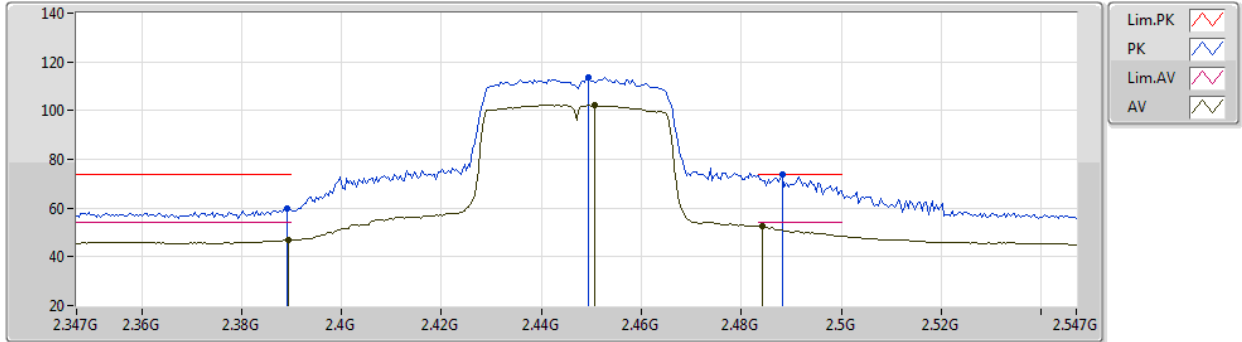


Test Mode: Mode 2

VHT40-BF\_Nss1,(MCS0)\_2TX

07/10/2020

2447MHz\_TX



EUT Y\_2TX  
Setting 69  
02-E-J-7

Type	Freq (Hz)	Level (dBuV/m)	Limit (dBuV/m)	Margin (dB)	Raw (dBuV)	Dist (m)	Condition	Azimuth (°)	Height (m)	Comment	AF (dB)	CL (dB)	PA (dB)
PK	2.389G	59.74	74.00	-14.26	29.06	3	Vertical	241	2.21	-	28.27	2.41	-
AV	2.3894G	46.80	54.00	-7.20	16.12	3	Vertical	241	2.21	-	28.27	2.41	-
PK	2.4494G	113.54	Inf	-Inf	82.67	3	Vertical	241	2.21	-	28.45	2.42	-
AV	2.4506G	102.25	Inf	-Inf	71.37	3	Vertical	241	2.21	-	28.45	2.43	-
PK	2.4882G	73.75	74.00	-0.25	42.75	3	Vertical	241	2.21	-	28.56	2.44	-
AV	2.4842G	52.48	54.00	-1.52	21.49	3	Vertical	241	2.21	-	28.55	2.44	-

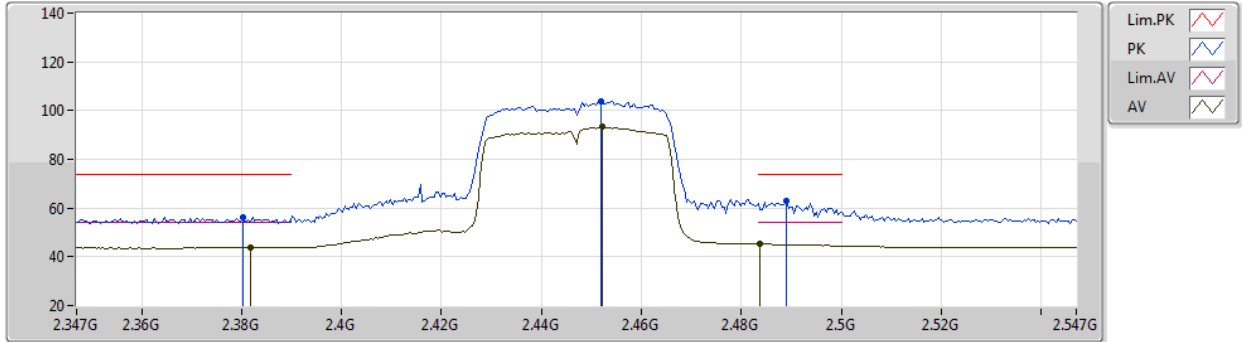


Test Mode: Mode 2

VHT40-BF\_Nss1,(MCS0)\_2TX

07/10/2020

2447MHz\_TX

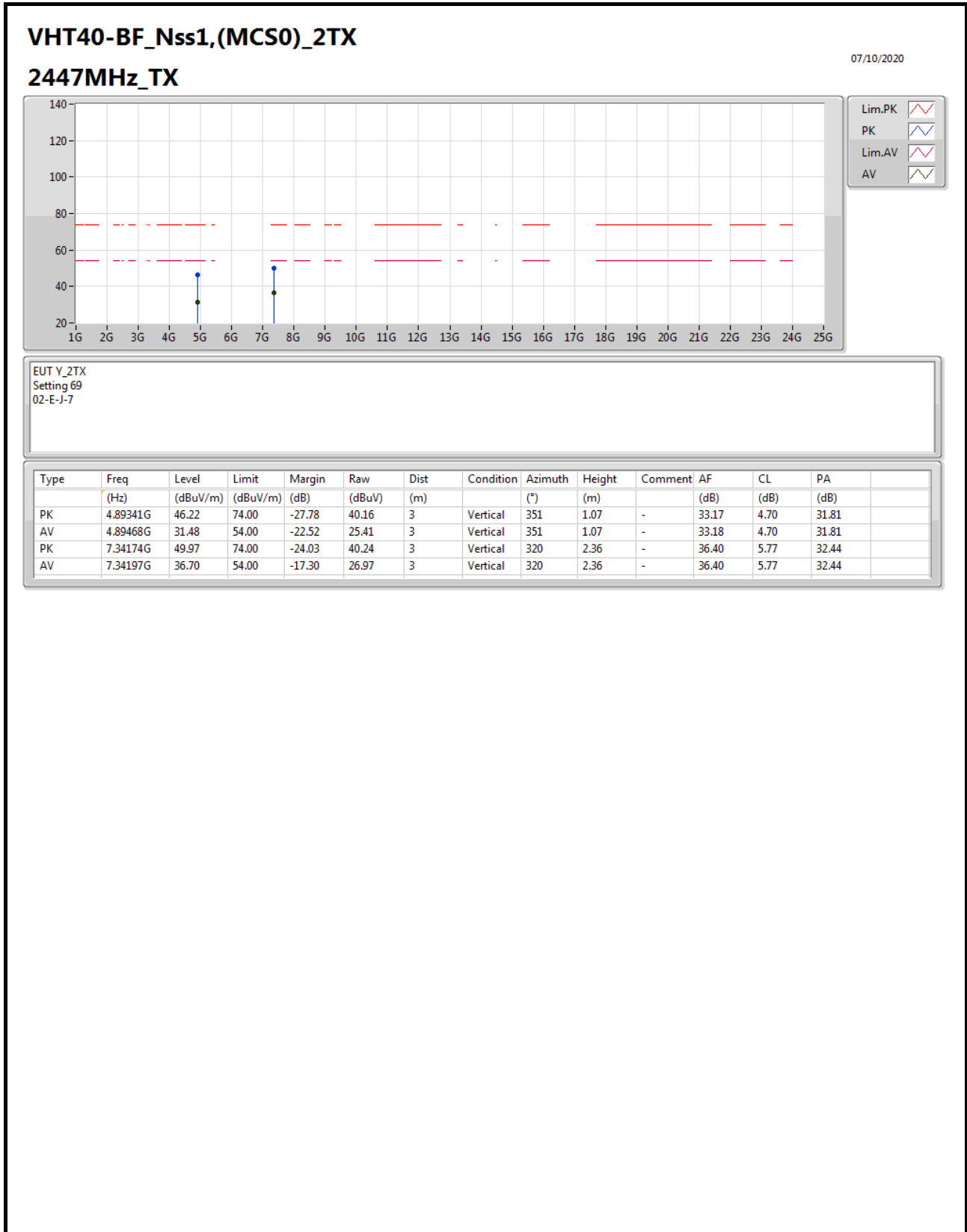


EUT\_Y\_2TX  
Setting 69  
02-E-J-7

Type	Freq (Hz)	Level (dBuV/m)	Limit (dBuV/m)	Margin (dB)	Raw (dBuV)	Dist (m)	Condition	Azimuth (°)	Height (m)	Comment	AF (dB)	CL (dB)	PA (dB)
PK	2.3802G	56.20	74.00	-17.80	25.55	3	Horizontal	90	1.26	-	28.24	2.41	-
AV	2.3818G	44.01	54.00	-9.99	13.35	3	Horizontal	90	1.26	-	28.25	2.41	-
PK	2.4518G	103.90	Inf	-Inf	73.01	3	Horizontal	90	1.26	-	28.46	2.43	-
AV	2.4522G	93.22	Inf	-Inf	62.33	3	Horizontal	90	1.26	-	28.46	2.43	-
PK	2.489G	62.84	74.00	-11.16	31.83	3	Horizontal	90	1.26	-	28.57	2.44	-
AV	2.4838G	45.26	54.00	-8.74	14.27	3	Horizontal	90	1.26	-	28.55	2.44	-



Test Mode: Mode 2







Test Mode: Mode 2

