



FCC RADIO TEST REPORT

FCC ID : Z3WAIR4920V2
Equipment : Home Wi-Fi Solution Kit
Brand Name : AirTies
Model Name : Air 4920v2
Applicant : AirTies Wireless Networks
Mithat Uluunlu Sokak No. 23 Esentepe, Sisli
Istanbul, 34394 Turkey
Manufacturer : AirTies Wireless Networks
Mithat Uluunlu Sokak No. 23 Esentepe, Sisli
Istanbul, 34394 Turkey
Standard : 47 CFR FCC Part 15.407

The product was received on Jun. 28, 2018, and testing was started from Jun. 29, 2018 and completed on Aug. 30, 2018. We, SPORTON INTERNATIONAL INC. EMC & Wireless Communications Laboratory, would like to declare that the tested sample has been evaluated in accordance with the procedures given in ANSI C63.10-2013 and shown compliance with the applicable technical standards.

The report must not be used by the client to claim product certification, approval, or endorsement by TAF or any agency of government.

The test results in this report apply exclusively to the tested model / sample. Without written approval of SPORTON INTERNATIONAL INC. EMC & Wireless Communications Laboratory, the test report shall not be reproduced except in full.



Approved by: Sam Chen

SPORTON INTERNATIONAL INC. EMC & Wireless Communications Laboratory
No. 52, Huaya 1st Rd., Guishan Dist., Taoyuan City, Taiwan (R.O.C.)



Table of Contents

History of this test report.....3

Summary of Test Result.....4

1 General Description5

1.1 Information.....5

1.2 Testing Applied Standards8

1.3 Testing Location Information.....8

1.4 Measurement Uncertainty8

2 Test Configuration of EUT9

2.1 Test Channel Mode9

2.2 The Worst Case Measurement Configuration.....11

2.3 EUT Operation during Test12

2.4 Accessories13

2.5 Support Equipment.....13

2.6 Test Setup Diagram14

3 Transmitter Test Result18

3.1 AC Power-line Conducted Emissions18

3.2 Emission Bandwidth.....20

3.3 Maximum Conducted Output Power21

3.4 Peak Power Spectral Density.....23

3.5 Unwanted Emissions.....26

4 Test Equipment and Calibration Data30

Appendix A. Test Results of AC Power-line Conducted Emissions

Appendix B. Test Results of Emission Bandwidth

Appendix C. Test Results of Maximum Conducted Output Power

Appendix D. Test Results of Peak Power Spectral Density

Appendix E. Test Results of Unwanted Emissions

Appendix F. Test Results of Radiated Emission Co-location

Appendix G. Test Photos

Photographs of EUT v02



History of this test report

Report No.	Version	Description	Issued Date
FR862910AB	01	Initial issue of report	Sep. 13, 2018
FR862910AB	02	1. Updating Model Name to "Air 4920v2" from "Air 4920V2". 2. Updating Photographs of EUT version to "v02" from "v01".	Sep. 17, 2018



Summary of Test Result

Report Clause	Ref Std. Clause	Test Items	Result (PASS/FAIL)	Remark
1.1.2	15.203	Antenna Requirement	PASS	-
3.1	15.207	AC Power-line Conducted Emissions	PASS	-
3.2	15.407(a)	Emission Bandwidth	PASS	-
3.3	15.407(a)	Maximum Conducted Output Power	PASS	-
3.4	15.407(a)	Peak Power Spectral Density	PASS	-
3.5	15.407(b)	Unwanted Emissions	PASS	-

Reviewed by: Sam Chen

Report Producer: Viola Huang



1 General Description

1.1 Information

1.1.1 RF General Information

Frequency Range (MHz)	IEEE Std. 802.11	Ch. Frequency (MHz)	Channel Number
5150-5250	a, n (HT20), ac (VHT20)	5180-5240	36-48 [4]
5250-5350		5260-5320	52-64 [4]
5470-5725		5500-5720	100-144 [9]
5725-5850		5745-5825	149-165 [5]
5150-5250	n (HT40), ac (VHT40)	5190-5230	38-46 [2]
5250-5350		5270-5310	54-62 [2]
5470-5725		5510-5710	102-142 [4]
5725-5850		5755-5795	151-159 [2]
5150-5250	ac (VHT80)	5210	42 [1]
5250-5350		5290	58 [1]
5470-5725		5530-5690	106-138 [2]
5725-5850		5775	155 [1]

Band	Mode	BWch (MHz)	Nant
5.15-5.25GHz	802.11a	20	3TX
5.15-5.25GHz	802.11n HT20-Non BF	20	3TX
5.15-5.25GHz	802.11n HT20-BF	20	3TX
5.15-5.25GHz	802.11ac VHT20-Non BF	20	3TX
5.15-5.25GHz	802.11ac VHT20-BF	20	3TX
5.15-5.25GHz	802.11n HT40-Non BF	40	3TX
5.15-5.25GHz	802.11n HT40-BF	40	3TX
5.15-5.25GHz	802.11ac VHT40-Non BF	40	3TX
5.15-5.25GHz	802.11ac VHT40-BF	40	3TX
5.15-5.25GHz	802.11ac VHT80-Non BF	80	3TX
5.15-5.25GHz	802.11ac VHT80-BF	80	3TX
5.25-5.35GHz	802.11a	20	3TX
5.25-5.35GHz	802.11n HT20-Non BF	20	3TX
5.25-5.35GHz	802.11n HT20-BF	20	3TX
5.25-5.35GHz	802.11ac VHT20-Non BF	20	3TX
5.25-5.35GHz	802.11ac VHT20-BF	20	3TX



Band	Mode	BWch (MHz)	Nant
5.25-5.35GHz	802.11n HT40-Non BF	40	3TX
5.25-5.35GHz	802.11n HT40-BF	40	3TX
5.25-5.35GHz	802.11ac VHT40-Non BF	40	3TX
5.25-5.35GHz	802.11ac VHT40-BF	40	3TX
5.25-5.35GHz	802.11ac VHT80-Non BF	80	3TX
5.25-5.35GHz	802.11ac VHT80-BF	80	3TX
5.47-5.725GHz	802.11a	20	3TX
5.47-5.725GHz	802.11n HT20-Non BF	20	3TX
5.47-5.725GHz	802.11n HT20-BF	20	3TX
5.47-5.725GHz	802.11ac VHT20-Non BF	20	3TX
5.47-5.725GHz	802.11ac VHT20-BF	20	3TX
5.47-5.725GHz	802.11n HT40-Non BF	40	3TX
5.47-5.725GHz	802.11n HT40-BF	40	3TX
5.47-5.725GHz	802.11ac VHT40-Non BF	40	3TX
5.47-5.725GHz	802.11ac VHT40-BF	40	3TX
5.47-5.725GHz	802.11ac VHT80-Non BF	80	3TX
5.47-5.725GHz	802.11ac VHT80-BF	80	3TX
5.725-5.85GHz	802.11a	20	3TX
5.725-5.85GHz	802.11n HT20-Non BF	20	3TX
5.725-5.85GHz	802.11n HT20-BF	20	3TX
5.725-5.85GHz	802.11ac VHT20-Non BF	20	3TX
5.725-5.85GHz	802.11ac VHT20-BF	20	3TX
5.725-5.85GHz	802.11n HT40-Non BF	40	3TX
5.725-5.85GHz	802.11n HT40-BF	40	3TX
5.725-5.85GHz	802.11ac VHT40-Non BF	40	3TX
5.725-5.85GHz	802.11ac VHT40-BF	40	3TX
5.725-5.85GHz	802.11ac VHT80-Non BF	80	3TX
5.725-5.85GHz	802.11ac VHT80-BF	80	3TX

Note:

- ♦ 11a, HT20 and HT40 use a combination of OFDM-BPSK, QPSK, 16QAM, 64QAM modulation.
- ♦ VHT20, VHT40, VHT80 use a combination of OFDM-BPSK, QPSK, 16QAM, 64QAM, 256QAM modulation.
- ♦ BWch is the nominal channel bandwidth.
- ♦ Nss-Min is the minimum number of spatial streams.
- ♦ Nant is the number of outputs. e.g., 2(2,3) means have 2 outputs for port 2 and port 3. 2 means have 2 outputs for port 1 and port 2.



1.1.2 Antenna Information

Ant.	Port		Brand	Model Name	Antenna Type	Connector	Gain (dBi)				
	2.4GHz	5GHz					2.4GHz	5GHz Band 1	5GHz Band 2	5GHz Band 3	5GHz Band 4
1	1	1	Airties	Airties#1	Printed	N/A	1.7	1.4	1.4	2.75	3.2
2	-	2	Airties	Airties#1	Printed	N/A	-	1.4	1.4	2.75	3.2
3	2	3	Airties	Airties#1	Printed	N/A	1.7	1.4	1.4	2.75	3.2

Note 1: The EUT has three antennas.

For IEEE 802.11b mode (1TX/1RX):

The EUT supports the antenna with TX and RX diversity functions.

Both Ant. 1 (port 1) and Ant. 3 (port 2) support transmit and receive functions, but only one of them will be used at one time.

The Ant. 3 (port 2) generated the worst case, so it was selected to test and record in the report.

For IEEE 802.11g/n mode (2TX/2RX):

Ant. 1 (port 1) and Ant. 3 (port 2) can be used as transmitting/receiving antenna.

Ant. 1 (port 1) and Ant. 3 (port 2) could transmit/receive simultaneously.

For IEEE 802.11a/n/ac mode (3TX/3RX):

Ant. 1 (port 1), Ant. 2 (port 2) and Ant. 3 (port 3) can be used as transmitting/receiving antenna.

Ant. 1 (port 1), Ant. 2 (port 2) and Ant. 3 (port 3) could transmit/receive simultaneously.

1.1.3 Mode Test Duty Cycle

Mode	DC	DCF(dB)	T(s)	VBW(Hz) ≥ 1/T
802.11a	0.988	0.052	n/a (DC>=0.98)	n/a (DC>=0.98)
802.11ac VHT20-BF	0.893	0.491	1.898m	1k
802.11ac VHT40-BF	0.854	0.685	2.76m	1k
802.11ac VHT80-BF	0.531	2.749	302.5u	10k

1.1.4 EUT Operational Condition

EUT Power Type	From Power Adapter			
Beamforming Function	<input checked="" type="checkbox"/>	With beamforming for 802.11n/ac in 5GHz.	<input type="checkbox"/>	Without beamforming
Weather Band	<input type="checkbox"/>	With 5600~5650MHz	<input checked="" type="checkbox"/>	Without 5600~5650MHz
Function	<input type="checkbox"/>	Outdoor P2M	<input checked="" type="checkbox"/>	Indoor P2M
	<input type="checkbox"/>	Fixed P2P	<input type="checkbox"/>	Client
TPC Function	<input checked="" type="checkbox"/>	With TPC	<input type="checkbox"/>	Without TPC
Test Software Version	Mtool_3.0.0.2			



1.2 Testing Applied Standards

According to the specifications of the manufacturer, the EUT must comply with the requirements of the following standards:

- ◆ 47 CFR FCC Part 15
- ◆ ANSI C63.10-2013
- ◆ FCC KDB 789033 D02 v02r01
- ◆ FCC KDB 662911 D01 v02r01
- ◆ FCC KDB 412172 D01 v01r01

1.3 Testing Location Information

Testing Location		
<input type="checkbox"/>	HWA YA	ADD : No. 52, Huaya 1st Rd., Guishan Dist., Taoyuan City, Taiwan (R.O.C.) TEL : 886-3-327-3456 FAX : 886-3-327-0973
<input checked="" type="checkbox"/>	JHUBEI	ADD : No.8, Lane 724, Bo-ai St., Jhubei City, HsinChu County 302, Taiwan, R.O.C. TEL : 886-3-656-9065 FAX : 886-3-656-9085

Test Condition	Test Site No.	Test Engineer	Test Environment	Test Date
RF Conducted	TH01-CB	Serway Li	25°C / 58%	Jul. 09, 2018 ~ Aug. 30, 2018
Radiated below 1GHz	03CH01-CB	Eason Chen	22°C / 54%	Jul. 06, 2018
Radiated above 1GHz	03CH01-CB	Eason Chen	22°C / 54%	Jun. 29, 2018 ~ Aug. 28, 2018
AC Conduction	CO02-CB	Wei Li	26°C / 62%	Jul. 10, 2018

Test site Designation No. TW0006 with FCC
Test site registered number IC 4086D with Industry Canada.

1.4 Measurement Uncertainty

ISO/IEC 17025 requires that an estimate of the measurement uncertainties associated with the emissions test results be included in the report. The measurement uncertainties given below are based on a 95% confidence level (based on a coverage factor (k=2))

Test Items	Uncertainty	Remark
Conducted Emission (150kHz ~ 30MHz)	3.2 dB	Confidence levels of 95%
Radiated Emission (30MHz ~ 1,000MHz)	3.6 dB	Confidence levels of 95%
Radiated Emission (1GHz ~ 18GHz)	3.7 dB	Confidence levels of 95%
Radiated Emission (18GHz ~ 40GHz)	3.5 dB	Confidence levels of 95%
Conducted Emission	1.7 dB	Confidence levels of 95%
Output Power Measurement	1.33 dB	Confidence levels of 95%
Power Density Measurement	1.27 dB	Confidence levels of 95%
Bandwidth Measurement	9.74 x10 ⁻⁸	Confidence levels of 95%



2 Test Configuration of EUT

2.1 Test Channel Mode

Mode	PowerSetting
802.11a_Nss1,(6Mbps)_3TX	-
5180MHz	69
5200MHz	66
5240MHz	70
5260MHz	70
5300MHz	56
5320MHz	56
5500MHz	62
5580MHz	65
5700MHz	65
5720MHz Straddle 5.47-5.725GHz	65
5720MHz Straddle 5.725-5.85GHz	65
5745MHz	98
5785MHz	98
5825MHz	98
802.11ac VHT20-BF_Nss1,(MCS0)_3TX	-
5180MHz	70
5200MHz	75
5240MHz	82
5260MHz	72
5300MHz	68
5320MHz	67
5500MHz	66
5580MHz	66
5700MHz	66
5720MHz Straddle 5.47-5.725GHz	65
5720MHz Straddle 5.725-5.85GHz	65
5745MHz	88
5785MHz	89
5825MHz	89
802.11ac VHT40-BF_Nss1,(MCS0)_3TX	-



Mode	PowerSetting
5190MHz	65
5230MHz	82
5270MHz	73
5310MHz	72
5510MHz	67
5550MHz	67
5670MHz	67
5710MHz Straddle 5.47-5.725GHz	69
5710MHz Straddle 5.725-5.85GHz	69
5755MHz	86
5795MHz	90
802.11ac VHT80-BF_Nss1,(MCS0)_3TX	-
5210MHz	59
5290MHz	59
5530MHz	62
5690MHz Straddle 5.47-5.725GHz	68
5690MHz Straddle 5.725-5.85GHz	68
5775MHz	75

Note:

- ◆ There are two modes of EUT for 802.11n/ac in 5GHz. One is beamforming mode, and the other is non-beamforming mode, after evaluating, beamforming mode has been evaluated to be the worst case, so it was selected to test and record in this test report.
- ◆ VHT20/VHT40 covers HT20/HT40, due to same modulation. The power setting for 802.11n HT20 and HT40 are the same or lower than 802.11ac VHT20 and VHT40.



2.2 The Worst Case Measurement Configuration

The Worst Case Mode for Following Conformance Tests	
Tests Item	AC power-line conducted emissions
Condition	AC power-line conducted measurement for line and neutral
Operating Mode	Normal Link - AP Router

The Worst Case Mode for Following Conformance Tests	
Tests Item	Emission Bandwidth Maximum Conducted Output Power Peak Power Spectral Density
Test Condition	Conducted measurement at transmit chains

The Worst Case Mode for Following Conformance Tests	
Tests Item	Unwanted Emissions
Test Condition	Radiated measurement If EUT consist of multiple antenna assembly (multiple antenna are used in EUT regardless of spatial multiplexing MIMO configuration), the radiated test should be performed with highest antenna gain of each antenna type.
Operating Mode < 1GHz	Normal Link - AP Router
Operating Mode > 1GHz	CTX in Y axis

The Worst Case Mode for Following Conformance Tests	
Tests Item	Simultaneous Transmission Analysis - Radiated Emission Co-location
Test Condition	Radiated measurement
Operating Mode	Normal Link
1	WLAN 2.4GHz + WLAN 5GHz
Refer to Appendix F for Radiated Emission Co-location.	

The Worst Case Mode for Following Conformance Tests	
Tests Item	Simultaneous Transmission Analysis - Co-location RF Exposure Evaluation
Operating Mode	
1	WLAN 2.4GHz + WLAN 5GHz
Refer to Sporton Test Report No.: FA862910 for Co-location RF Exposure Evaluation.	

Note 1: The EUT supports both AP Router and Mesh mode, only AP Router was tested and recorded in this test report.

Note 2: The EUT can only use Y axis position.

Note 3: All the specification of test configurations and test modes were based on customer's request.



2.3 EUT Operation during Test

For CTX Mode:

non-beamforming mode:

The EUT was programmed to be in continuously transmitting mode.

beamforming mode:

For Conducted Mode:

The EUT was programmed to be in continuously transmitting mode.

For Radiated Mode:

During the test, the following programs under WIN 7 were executed.

The program was executed as follows:

1. During the test, the EUT operation to normal function.
2. Executed command fixed test channel under Telnet.
3. Executed "Lantest.exe" to link with the remote workstation to transmit and receive packet by RX Device and transmit duty cycle no less than 98%.

For Normal Link:

During the test, the EUT operation to normal function.



2.4 Accessories

Accessories			
Equipment Name	Brand Name	Model Name	Rating
Adapter	MOSO	MSA-C1000CS12.0-12A-US	INPUT: 100-240V ~ 50/60Hz, 0.5A max. OUTPUT: 12.0V, 1A

2.5 Support Equipment

For Test Site No: CO02-CB

Support Equipment				
No.	Equipment	Brand Name	Model Name	FCC ID
1	NB*3	DELL	E6430	N/A

For Test Site No: 03CH01-CB (below 1GHz)

Support Equipment				
No.	Equipment	Brand Name	Model Name	FCC ID
1	NB*3	DELL	E4300	N/A

For Test Site No: 03CH01-CB (above 1GHz)

For non-beamforming mode

Support Equipment				
No.	Equipment	Brand Name	Model Name	FCC ID
1	NB	DELL	E4300	N/A

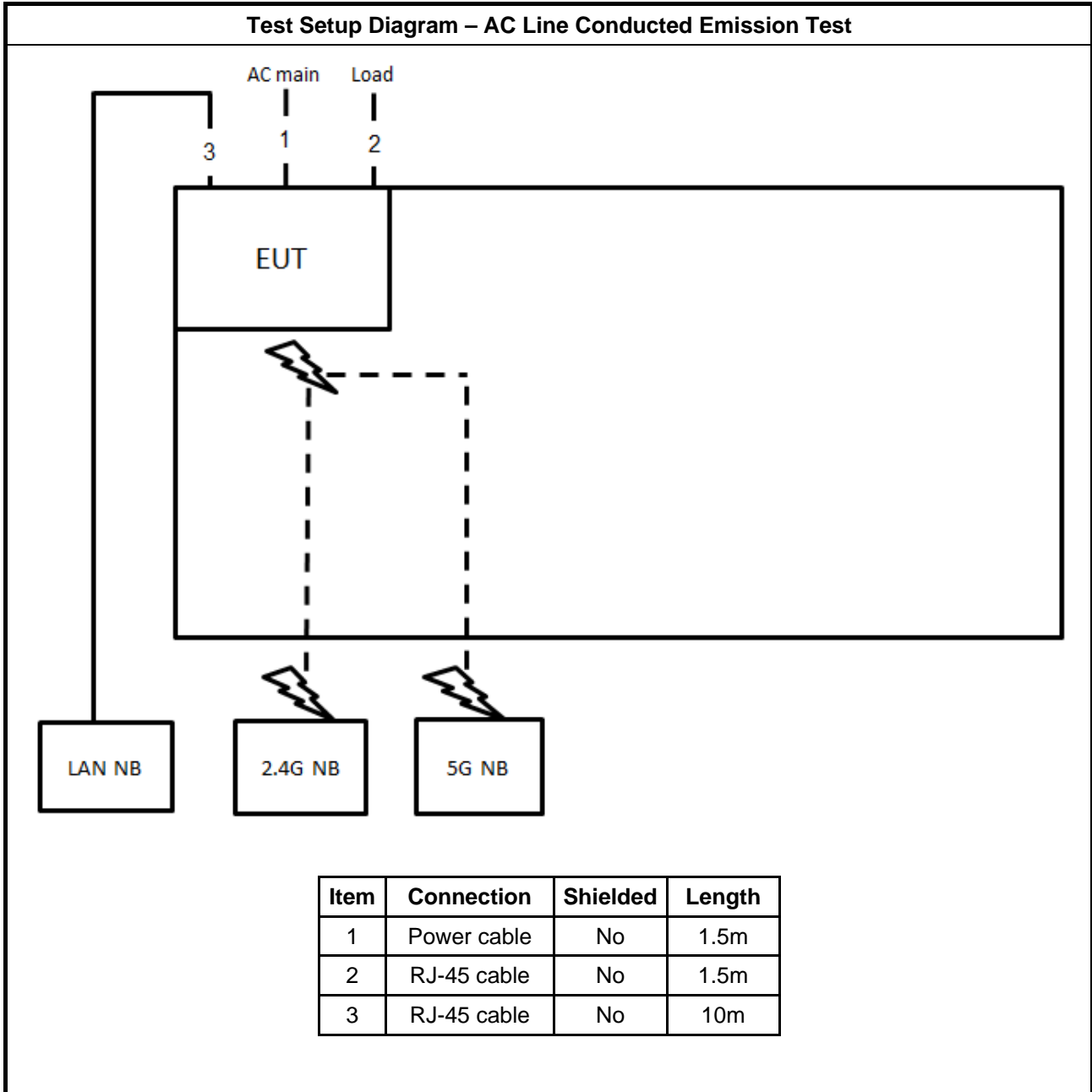
For beamforming mode

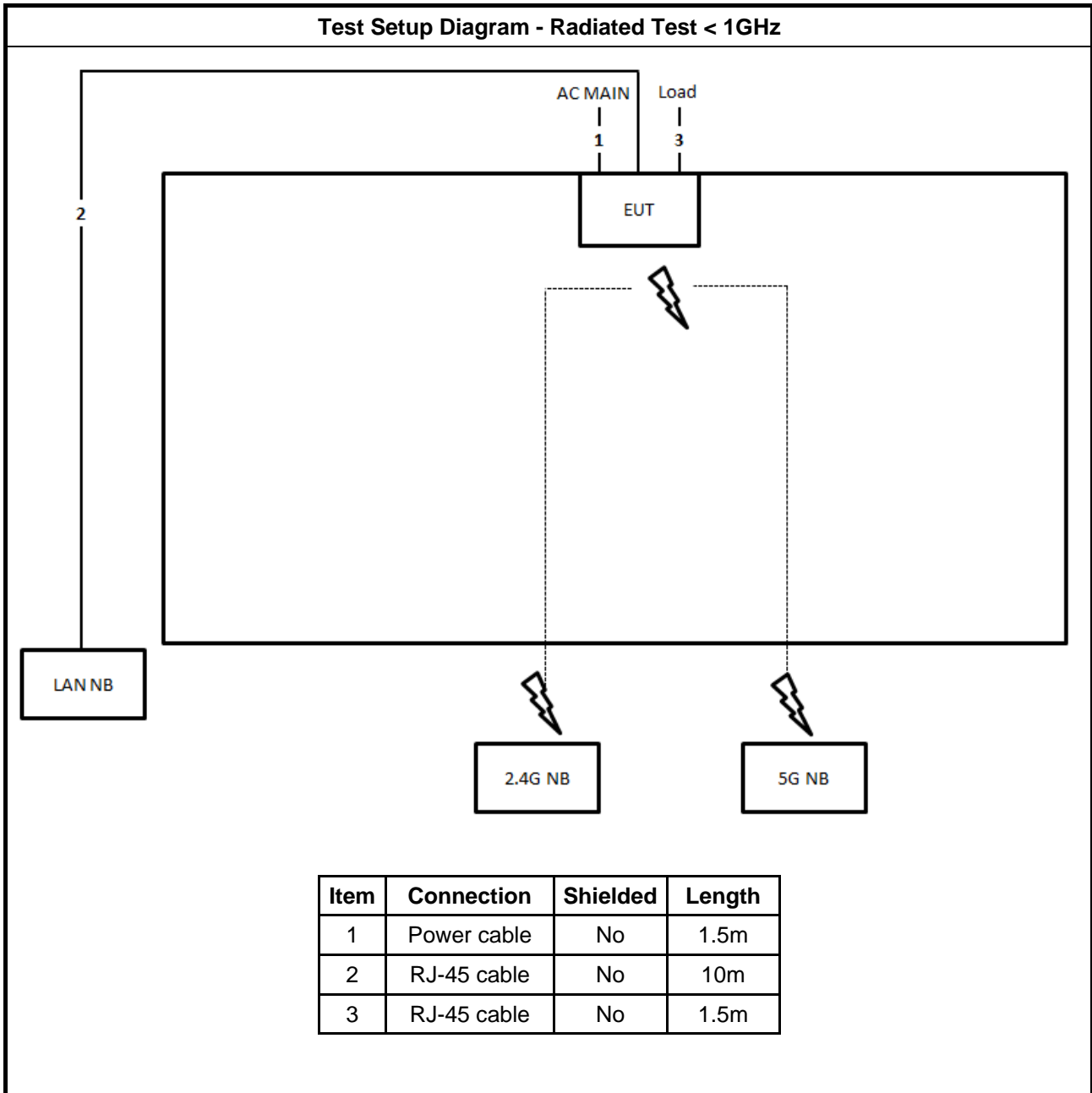
Support Equipment				
No.	Equipment	Brand Name	Model Name	FCC ID
1	NB*2	DELL	E4300	N/A
2	WLAN module (RX device)	Boardcom	BCM943162ZP	QDS-BRCM1075

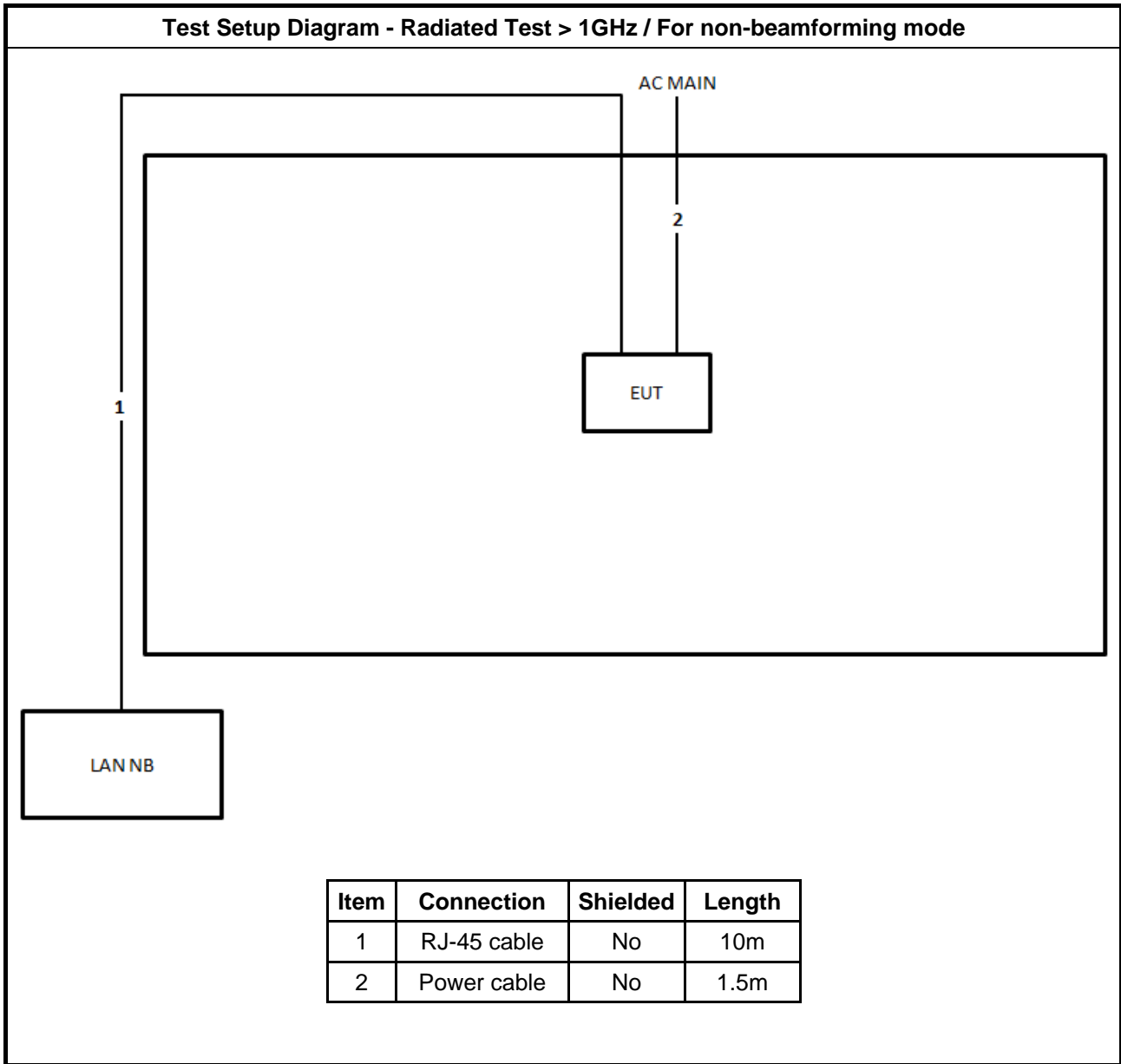
For Test Site No: TH01-CB

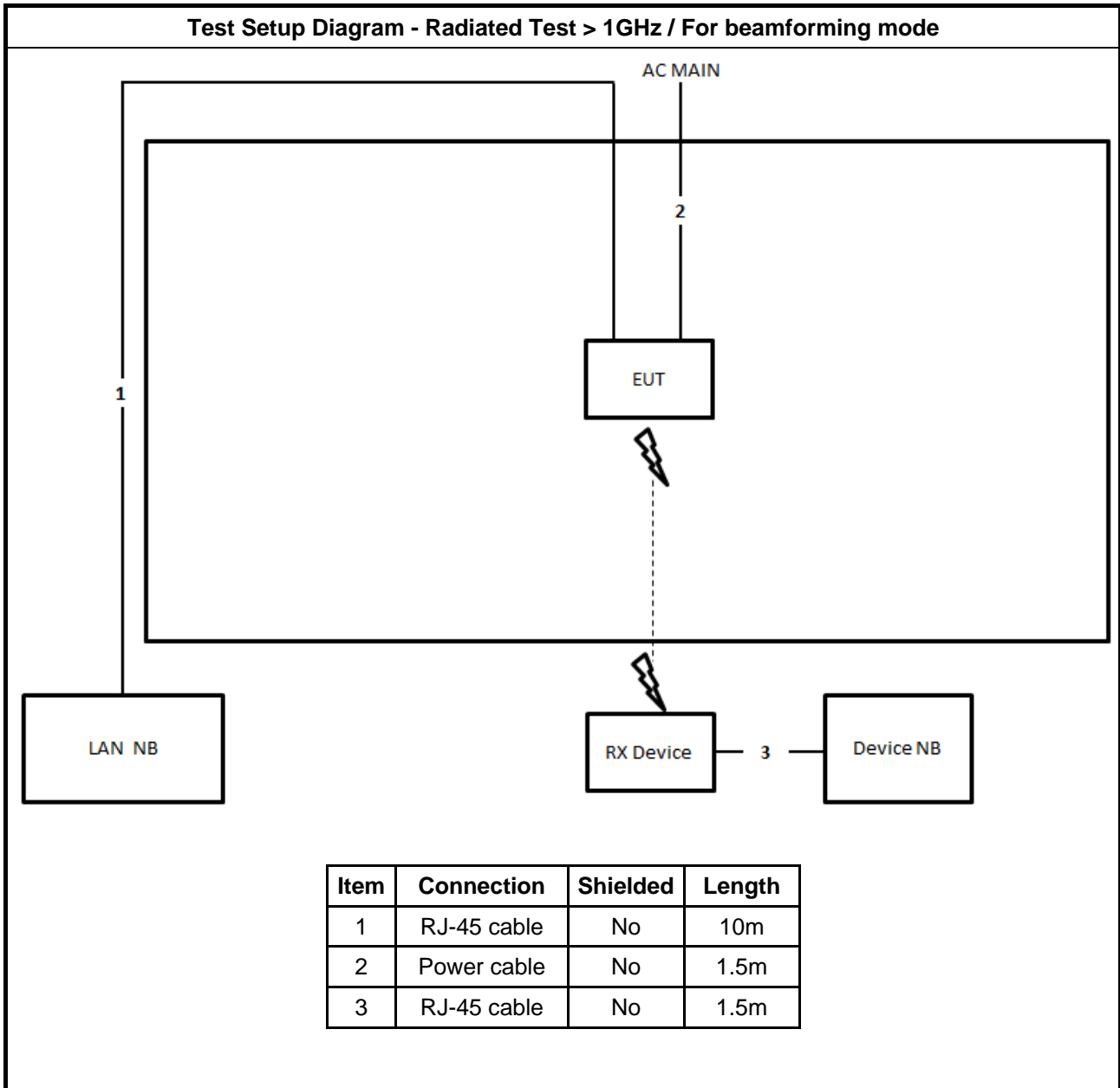
Support Equipment				
No.	Equipment	Brand Name	Model Name	FCC ID
1	NB	DELL	E4300	N/A

2.6 Test Setup Diagram











3 Transmitter Test Result

3.1 AC Power-line Conducted Emissions

3.1.1 AC Power-line Conducted Emissions Limit

AC Power-line Conducted Emissions Limit		
Frequency Emission (MHz)	Quasi-Peak	Average
0.15-0.5	66 - 56 *	56 - 46 *
0.5-5	56	46
5-30	60	50

Note 1: * Decreases with the logarithm of the frequency.

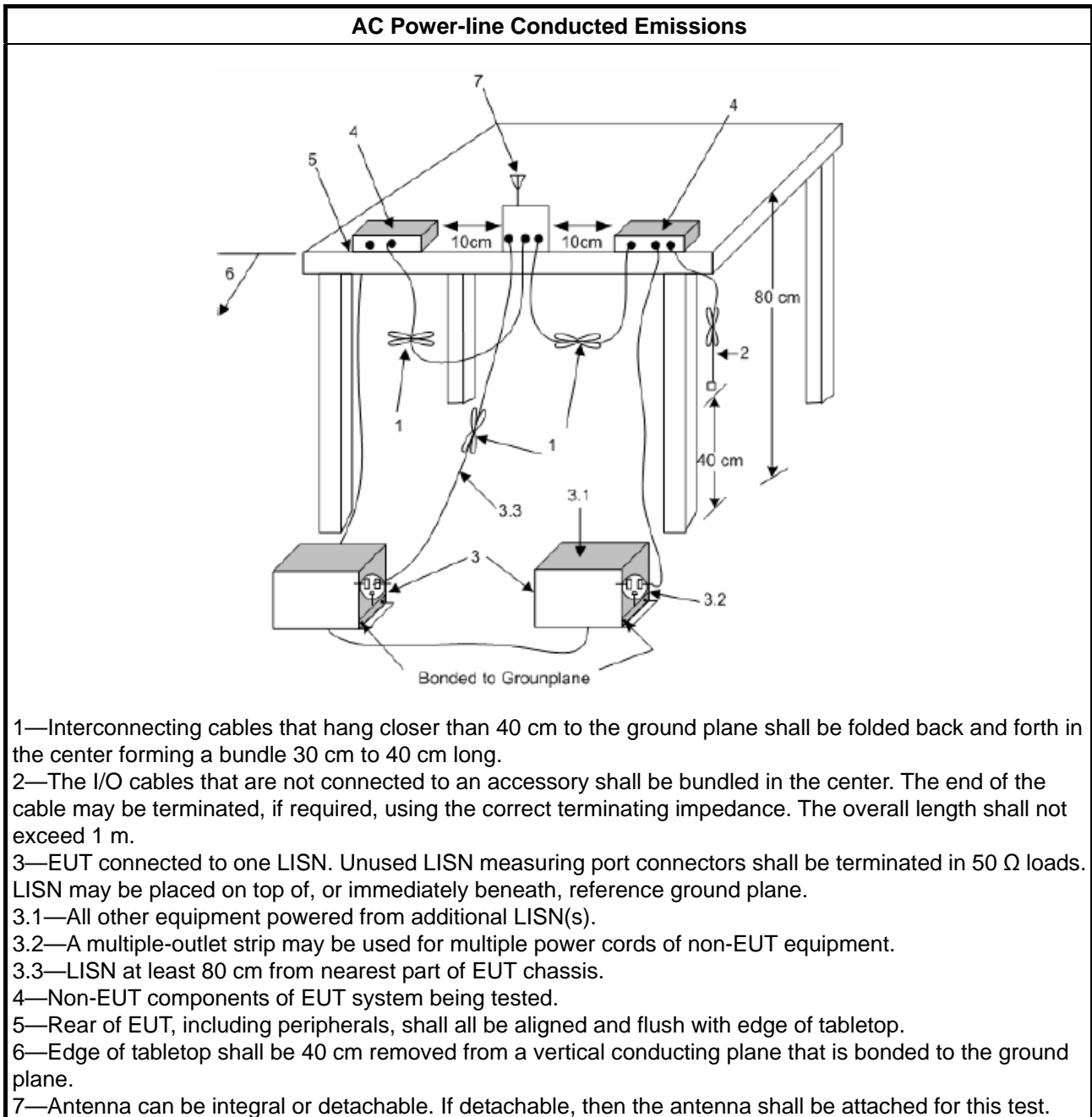
3.1.2 Measuring Instruments

Refer a test equipment and calibration data table in this test report.

3.1.3 Test Procedures

Test Method
<input checked="" type="checkbox"/> Refer as ANSI C63.10-2013, clause 6.2 for AC power-line conducted emissions.

3.1.4 Test Setup



3.1.5 Test Result of AC Power-line Conducted Emissions

Refer as Appendix A

3.2 Emission Bandwidth

3.2.1 Emission Bandwidth Limit

Emission Bandwidth Limit	
UNII Devices	
<input checked="" type="checkbox"/>	For the 5.15-5.25 GHz band, N/A
<input checked="" type="checkbox"/>	For the 5.25-5.35 GHz band, the maximum conducted output power shall not exceed the lesser of 250 mW or 11 dBm + 10 log B, where B is the 26 dB emission bandwidth in MHz.
<input checked="" type="checkbox"/>	For the 5.47-5.725 GHz band, the maximum conducted output power shall not exceed the lesser of 250 mW or 11 dBm + 10 log B, where B is the 26 dB emission bandwidth in MHz.
<input checked="" type="checkbox"/>	For the 5.725-5.85 GHz band, 6 dB emission bandwidth ≥ 500kHz.
LE-LAN Devices	
<input type="checkbox"/>	For the band 5.15-5.25 GHz, the maximum e.i.r.p. shall not exceed 200 mW or 10 + 10 log B, dBm, whichever power is less. B is the 99% emission bandwidth in MHz.
<input type="checkbox"/>	For the 5.25-5.35 GHz band, the maximum e.i.r.p. shall not exceed 1.0 W or 17 + 10 log B, dBm, whichever power is less. B is the 99% emission bandwidth in MHz
<input type="checkbox"/>	For the 5.47-5.6 GHz band and 5.65-5.725 GHz band, the maximum e.i.r.p. shall not exceed 1.0 W or 17 + 10 log B, dBm, whichever power is less. B is the 99% emission bandwidth in MHz
<input type="checkbox"/>	For the 5.725-5.85 GHz band, 6 dB emission bandwidth ≥ 500kHz.

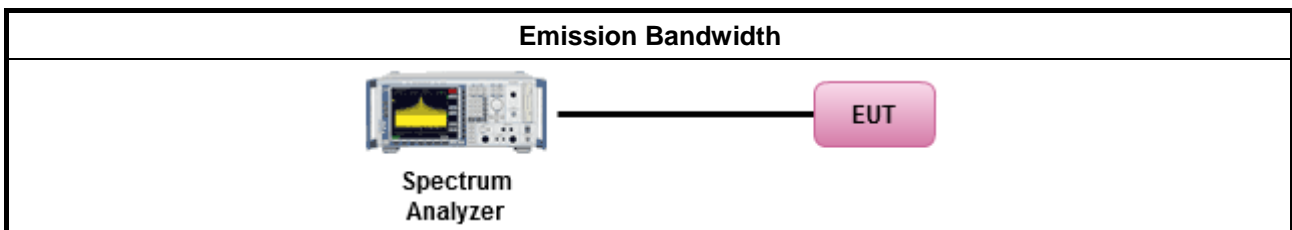
3.2.2 Measuring Instruments

Refer a test equipment and calibration data table in this test report.

3.2.3 Test Procedures

Test Method							
<ul style="list-style-type: none"> ▪ For the emission bandwidth shall be measured using one of the options below: <table border="1" style="width: 100%; border-collapse: collapse;"> <tr> <td style="width: 20px;"><input checked="" type="checkbox"/></td> <td>Refer as FCC KDB 789033, clause C for EBW and clause D for OBW measurement.</td> </tr> <tr> <td><input type="checkbox"/></td> <td>Refer as ANSI C63.10, clause 6.9.1 for occupied bandwidth testing.</td> </tr> <tr> <td><input type="checkbox"/></td> <td>Refer as IC RSS-Gen, clause 4.6 for bandwidth testing.</td> </tr> </table> 		<input checked="" type="checkbox"/>	Refer as FCC KDB 789033, clause C for EBW and clause D for OBW measurement.	<input type="checkbox"/>	Refer as ANSI C63.10, clause 6.9.1 for occupied bandwidth testing.	<input type="checkbox"/>	Refer as IC RSS-Gen, clause 4.6 for bandwidth testing.
<input checked="" type="checkbox"/>	Refer as FCC KDB 789033, clause C for EBW and clause D for OBW measurement.						
<input type="checkbox"/>	Refer as ANSI C63.10, clause 6.9.1 for occupied bandwidth testing.						
<input type="checkbox"/>	Refer as IC RSS-Gen, clause 4.6 for bandwidth testing.						

3.2.4 Test Setup



3.2.5 Test Result of Emission Bandwidth

Refer as Appendix B



3.3 Maximum Conducted Output Power

3.3.1 Maximum Conducted Output Power Limit

Maximum Conducted Output Power Limit	
UNII Devices	
<input checked="" type="checkbox"/> For the 5.15-5.25 GHz band:	
	<ul style="list-style-type: none"> ▪ Outdoor AP: the maximum conducted output power (P_{Out}) shall not exceed the lesser of 1 W. If $G_{TX} > 6$ dBi, then $P_{Out} = 30 - (G_{TX} - 6)$. e.i.r.p. at any elevation angle above 30 degrees $\leq 125mW$ [21dBm] ▪ Indoor AP: the maximum conducted output power (P_{Out}) shall not exceed the lesser of 1 W. If $G_{TX} > 6$ dBi, then $P_{Out} = 30 - (G_{TX} - 6)$ ▪ Point-to-point AP: the maximum conducted output power (P_{Out}) shall not exceed the lesser of 1 W. If $G_{TX} > 23$ dBi, then $P_{Out} = 30 - (G_{TX} - 23)$. ▪ Mobile or Portable Client: the maximum conducted output power (P_{Out}) shall not exceed the lesser of 250 mW. If $G_{TX} > 6$ dBi, then $P_{Out} = 24 - (G_{TX} - 6)$.
<input checked="" type="checkbox"/> For the 5.25-5.35 GHz band, the maximum conducted output power (P_{Out}) shall not exceed the lesser of 250 mW or $11 \text{ dBm} + 10 \log B$, where B is the 26 dB emission bandwidth in MHz. If $G_{TX} > 6$ dBi, then $P_{Out} = 24 - (G_{TX} - 6)$.	
<input checked="" type="checkbox"/> For the 5.47-5.725 GHz band, the maximum conducted output power (P_{Out}) shall not exceed the lesser of 250 mW or $11 \text{ dBm} + 10 \log B$, where B is the 26 dB emission bandwidth in MHz. If $G_{TX} > 6$ dBi, then $P_{Out} = 24 - (G_{TX} - 6)$.	
<input checked="" type="checkbox"/> For the 5.725-5.85 GHz band:	
	<ul style="list-style-type: none"> ▪ Point-to-multipoint systems (P2M): the maximum conducted output power (P_{Out}) shall not exceed the lesser of 1 W. If $G_{TX} > 6$ dBi, then $P_{Out} = 30 - (G_{TX} - 6)$. ▪ Point-to-point systems (P2P): the maximum conducted output power (P_{Out}) shall not exceed the lesser of 1 W.
LE-LAN Devices	
<input type="checkbox"/> For the 5.15-5.25 GHz band, the maximum e.i.r.p. shall not exceed 200 mW or $10 + 10 \log B$, dBm, whichever power is less. B is the 99% emission bandwidth in MHz.	
<input type="checkbox"/> For the 5.25-5.35 GHz band, the maximum e.i.r.p. shall not exceed 1.0 W or $17 + 10 \log B$, dBm, whichever power is less. B is the 99% emission bandwidth in MHz	
<input type="checkbox"/> For the 5.47-5.6 GHz band and 5.65-5.725 GHz band, the maximum e.i.r.p. shall not exceed 1.0 W or $17 + 10 \log B$, dBm, whichever power is less. B is the 99% emission bandwidth in MHz	
<input type="checkbox"/> For the 5.725-5.85 GHz band:	
	<ul style="list-style-type: none"> ▪ Point-to-multipoint systems (P2M): the maximum conducted output power (P_{Out}) shall not exceed the lesser of 1 W. If $G_{TX} > 6$ dBi, then $P_{Out} = 30 - (G_{TX} - 6)$. ▪ Point-to-point systems (P2P): the maximum conducted output power (P_{Out}) shall not exceed the lesser of 1 W.
P_{Out} = maximum conducted output power in dBm, G_{TX} = the maximum transmitting antenna directional gain in dBi.	

3.3.2 Measuring Instruments

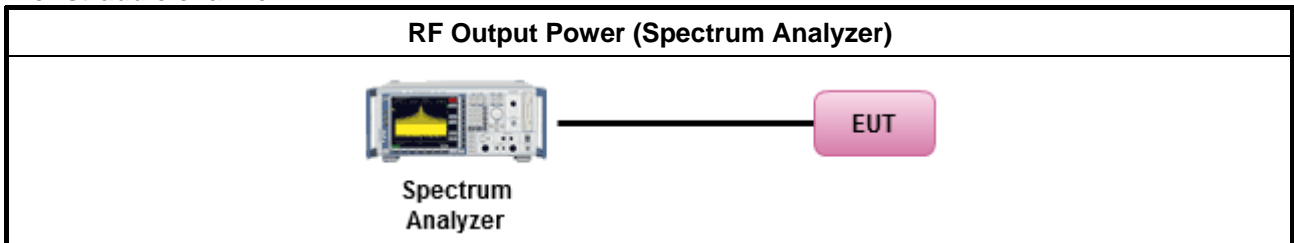
Refer a test equipment and calibration data table in this test report.

3.3.3 Test Procedures


Test Method	
<ul style="list-style-type: none"> Maximum Conducted Output Power 	
Average over on/off periods with duty factor	
<input checked="" type="checkbox"/>	Refer as FCC KDB 789033, clause E Method SA-2 (spectral trace averaging).
<input type="checkbox"/>	Refer as FCC KDB 789033, clause E Method SA-2 Alt. (RMS detection with slow sweep speed)
Wideband RF power meter and average over on/off periods with duty factor	
<input checked="" type="checkbox"/>	Refer as FCC KDB 789033, clause E Method PM-G (using an RF average power meter).
<ul style="list-style-type: none"> For conducted measurement. 	
<ul style="list-style-type: none"> If the EUT supports multiple transmit chains using options given below: Refer as FCC KDB 662911, In-band power measurements. Using the measure-and-sum approach, measured all transmit ports individually. Sum the power (in linear power units e.g., mW) of all ports for each individual sample and save them. 	
<ul style="list-style-type: none"> If multiple transmit chains, EIRP calculation could be following as methods: $P_{total} = P_1 + P_2 + \dots + P_n$ (calculated in linear unit [mW] and transfer to log unit [dBm]) $EIRP_{total} = P_{total} + DG$ 	

3.3.4 Test Setup

For straddle channel



For others channel



3.3.5 Test Result of Maximum Conducted Output Power

Refer as Appendix C



3.4 Peak Power Spectral Density

3.4.1 Peak Power Spectral Density Limit

Peak Power Spectral Density Limit	
UNII Devices	
<input checked="" type="checkbox"/> For the 5.15-5.25 GHz band:	
	<ul style="list-style-type: none"> ▪ Outdoor AP: the peak power spectral density (PPSD) shall not exceed the lesser of 17dBm/MHz. If $G_{TX} > 6$ dBi, then $P_{Out} = 17 - (G_{TX} - 6)$. ▪ Indoor AP: the peak power spectral density (PPSD) shall not exceed the lesser of 17dBm/MHz. If $G_{TX} > 6$ dBi, then $P_{Out} = 17 - (G_{TX} - 6)$. ▪ Point-to-point AP: the peak power spectral density (PPSD) shall not exceed the lesser of 17dBm/MHz. If $G_{TX} > 23$ dBi, then $P_{Out} = 17 - (G_{TX} - 23)$. ▪ Mobile or Portable Client: the peak power spectral density (PPSD) ≤ 11 dBm/MHz. If $G_{TX} > 6$ dBi, then $PPSD = 11 - (G_{TX} - 6)$.
<input checked="" type="checkbox"/> For the 5.25-5.35 GHz band, the peak power spectral density (PPSD) ≤ 11 dBm/MHz. If $G_{TX} > 6$ dBi, then $PPSD = 11 - (G_{TX} - 6)$.	
<input checked="" type="checkbox"/> For the 5.47-5.725 GHz band, the peak power spectral density (PPSD) ≤ 11 dBm/MHz. If $G_{TX} > 6$ dBi, then $PPSD = 11 - (G_{TX} - 6)$.	
<input checked="" type="checkbox"/> For the 5.725-5.85 GHz band:	
	<ul style="list-style-type: none"> ▪ Point-to-multipoint systems (P2M): the peak power spectral density (PPSD) ≤ 30 dBm/500kHz. If $G_{TX} > 6$ dBi, then $PPSD = 30 - (G_{TX} - 6)$. ▪ Point-to-point systems (P2P): the peak power spectral density (PPSD) ≤ 30 dBm/500kHz.
LE-LAN Devices	
<input type="checkbox"/> For the 5.15-5.25 GHz band, the e.i.r.p. peak power spectral density (PPSD) ≤ 10 dBm/MHz.	
<input type="checkbox"/> For the 5.25-5.35 GHz band, the peak power spectral density (PPSD) ≤ 11 dBm/MHz.	
	<ul style="list-style-type: none"> ▪ e.i.r.p. greater than 200 mW shall comply with the following e.i.r.p. at different elevations, where θ is the angle above the local horizontal plane (of the Earth) as shown below: -13 dBW/MHz for $0^\circ \leq \theta < 8^\circ$; -13 - 0.716 (θ-8) dBW/MHz for $8^\circ \leq \theta < 40^\circ$ -35.9 - 1.22 (θ-40) dBW/MHz for $40^\circ \leq \theta \leq 45^\circ$; -42 dBW/MHz for $\theta > 45^\circ$
<input type="checkbox"/> For the 5.47-5.6 GHz band and 5.65-5.725 GHz band, the peak power spectral density (PPSD) ≤ 11 dBm/MHz.	
<input type="checkbox"/> For the 5.725-5.85 GHz band:	
	<ul style="list-style-type: none"> ▪ Point-to-multipoint systems (P2M): the peak power spectral density (PPSD) ≤ 30 dBm/500kHz. If $G_{TX} > 6$ dBi, then $PPSD = 30 - (G_{TX} - 6)$. ▪ Point-to-point systems (P2P): the peak power spectral density (PPSD) ≤ 30 dBm/500kHz.
<p>PPSD = peak power spectral density that he same method as used to determine the conducted output power shall be used to determine the power spectral density. And power spectral density in dBm/MHz G_{TX} = the maximum transmitting antenna directional gain in dBi.</p>	



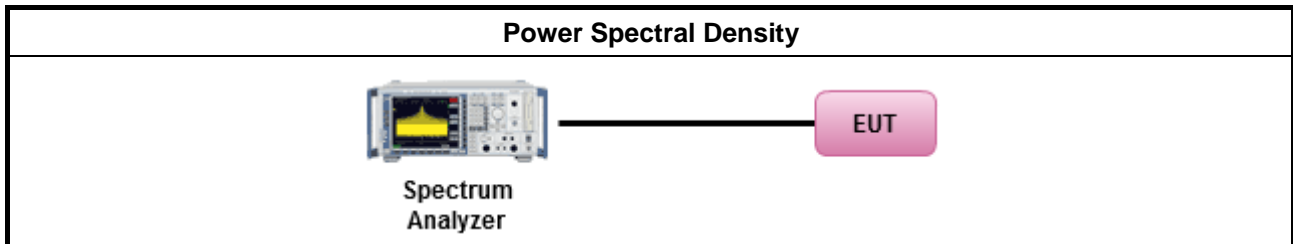
3.4.2 Measuring Instruments

Refer a test equipment and calibration data table in this test report.

3.4.3 Test Procedures

Test Method	
<ul style="list-style-type: none"> ▪ Peak power spectral density procedures that the same method as used to determine the conducted output power shall be used to determine the peak power spectral density and use the peak search function on the spectrum analyzer to find the peak of the spectrum. For the peak power spectral density shall be measured using below options: 	
<input type="checkbox"/>	Refer as FCC KDB 789033, F)5) power spectral density can be measured using resolution bandwidths < 1 MHz provided that the results are integrated over 1 MHz bandwidth
[duty cycle ≥ 98% or external video / power trigger]	
<input checked="" type="checkbox"/>	Refer as FCC KDB 789033, clause E Method SA-1 (spectral trace averaging).
<input type="checkbox"/>	Refer as FCC KDB 789033, clause E Method SA-1 Alt. (RMS detection with slow sweep speed)
duty cycle < 98% and average over on/off periods with duty factor	
<input checked="" type="checkbox"/>	Refer as FCC KDB 789033, clause E Method SA-2 (spectral trace averaging).
<input type="checkbox"/>	Refer as FCC KDB 789033, clause E Method SA-2 Alt. (RMS detection with slow sweep speed)
<ul style="list-style-type: none"> ▪ For conducted measurement. 	
<ul style="list-style-type: none"> ▪ If the EUT supports multiple transmit chains using options given below: 	
<input checked="" type="checkbox"/>	Option 1: Measure and sum the spectra across the outputs. Refer as FCC KDB 662911, In-band power spectral density (PSD). Sample all transmit ports simultaneously using a spectrum analyzer for each transmit port. Where the trace bin-by-bin of each transmit port summing can be performed. (i.e., in the first spectral bin of output 1 is summed with that in the first spectral bin of output 2 and that from the first spectral bin of output 3, and so on up to the NTX output to obtain the value for the first frequency bin of the summed spectrum.). Add up the amplitude (power) values for the different transmit chains and use this as the new data trace.
<input type="checkbox"/>	Option 2: Measure and sum spectral maxima across the outputs. With this technique, spectra are measured at each output of the device at the required resolution bandwidth. The maximum value (peak) of each spectrum is determined. These maximum values are then summed mathematically in linear power units across the outputs. These operations shall be performed separately over frequency spans that have different out-of-band or spurious emission limits,
<input type="checkbox"/>	Option 3: Measure and add 10 log(N) dB, where N is the number of transmit chains. Refer as FCC KDB 662911, In-band power spectral density (PSD). Performed at each transmit chains and each transmit chains shall be compared with the limit have been reduced with 10 log(N). Or each transmit chains shall be add 10 log(N) to compared with the limit.
<ul style="list-style-type: none"> ▪ If multiple transmit chains, EIRP PPSD calculation could be following as methods: $PPSD_{total} = PPSD_1 + PPSD_2 + \dots + PPSD_n$ (calculated in linear unit [mW] and transfer to log unit [dBm]) $EIRP_{total} = PPSD_{total} + DG$ 	

3.4.4 Test Setup



3.4.5 Test Result of Peak Power Spectral Density

Refer as Appendix D



3.5 Unwanted Emissions

3.5.1 Transmitter Radiated Unwanted Emissions Limit

Unwanted emissions below 1 GHz and restricted band emissions above 1GHz limit			
Frequency Range (MHz)	Field Strength (uV/m)	Field Strength (dBuV/m)	Measure Distance (m)
0.009~0.490	2400/F(kHz)	48.5 - 13.8	300
0.490~1.705	24000/F(kHz)	33.8 - 23	30
1.705~30.0	30	29	30
30~88	100	40	3
88~216	150	43.5	3
216~960	200	46	3
Above 960	500	54	3

Note 1: Test distance for frequencies at or above 30 MHz, measurements may be performed at a distance other than the limit distance provided they are not performed in the near field and the emissions to be measured can be detected by the measurement equipment. When performing measurements at a distance other than that specified, the results shall be extrapolated to the specified distance using an extrapolation factor of 20 dB/decade (inverse of linear distance for field-strength measurements, inverse of linear distance-squared for power-density measurements).

Note 2: Test distance for frequencies at below 30 MHz, measurements may be performed at a distance closer than the EUT limit distance; however, an attempt should be made to avoid making measurements in the near field. When performing measurements below 30 MHz at a closer distance than the limit distance, the results shall be extrapolated to the specified distance by either making measurements at a minimum of two or more distances on at least one radial to determine the proper extrapolation factor or by using the square of an inverse linear distance extrapolation factor (40 dB/decade). The test report shall specify the extrapolation method used to determine compliance of the EUT.

Note 3: Using the distance of 1m during the test for above 18 GHz, and the test value to correct for the distance factor at 3m.

Un-restricted band emissions above 1GHz Limit	
Operating Band	Limit
<input checked="" type="checkbox"/> 5.15 - 5.25 GHz	e.i.r.p. -27 dBm [68.2 dBuV/m@3m]
<input checked="" type="checkbox"/> 5.25 - 5.35 GHz	e.i.r.p. -27 dBm [68.2 dBuV/m@3m]
<input checked="" type="checkbox"/> 5.47 - 5.725 GHz	e.i.r.p. -27 dBm [68.2 dBuV/m@3m]
<input checked="" type="checkbox"/> 5.725 - 5.85 GHz	all emissions shall be limited to a level of -27 dBm/MHz at 75 MHz or more above or below the band edge increasing linearly to 10 dBm/MHz at 25 MHz above or below the band edge, and from 25 MHz above or below the band edge increasing linearly to a level of 15.6 dBm/MHz at 5 MHz above or below the band edge, and from 5 MHz above or below the band edge increasing linearly to a level of 27 dBm/MHz at the band edge.

Note 1: Measurements may be performed at a distance other than the limit distance provided they are not performed in the near field and the emissions to be measured can be detected by the measurement equipment. When performing measurements at a distance other than that specified, the results shall be extrapolated to the specified distance using an extrapolation factor of 20 dB/decade (inverse of



linear distance for field-strength measurements, inverse of linear distance-squared for power-density measurements).

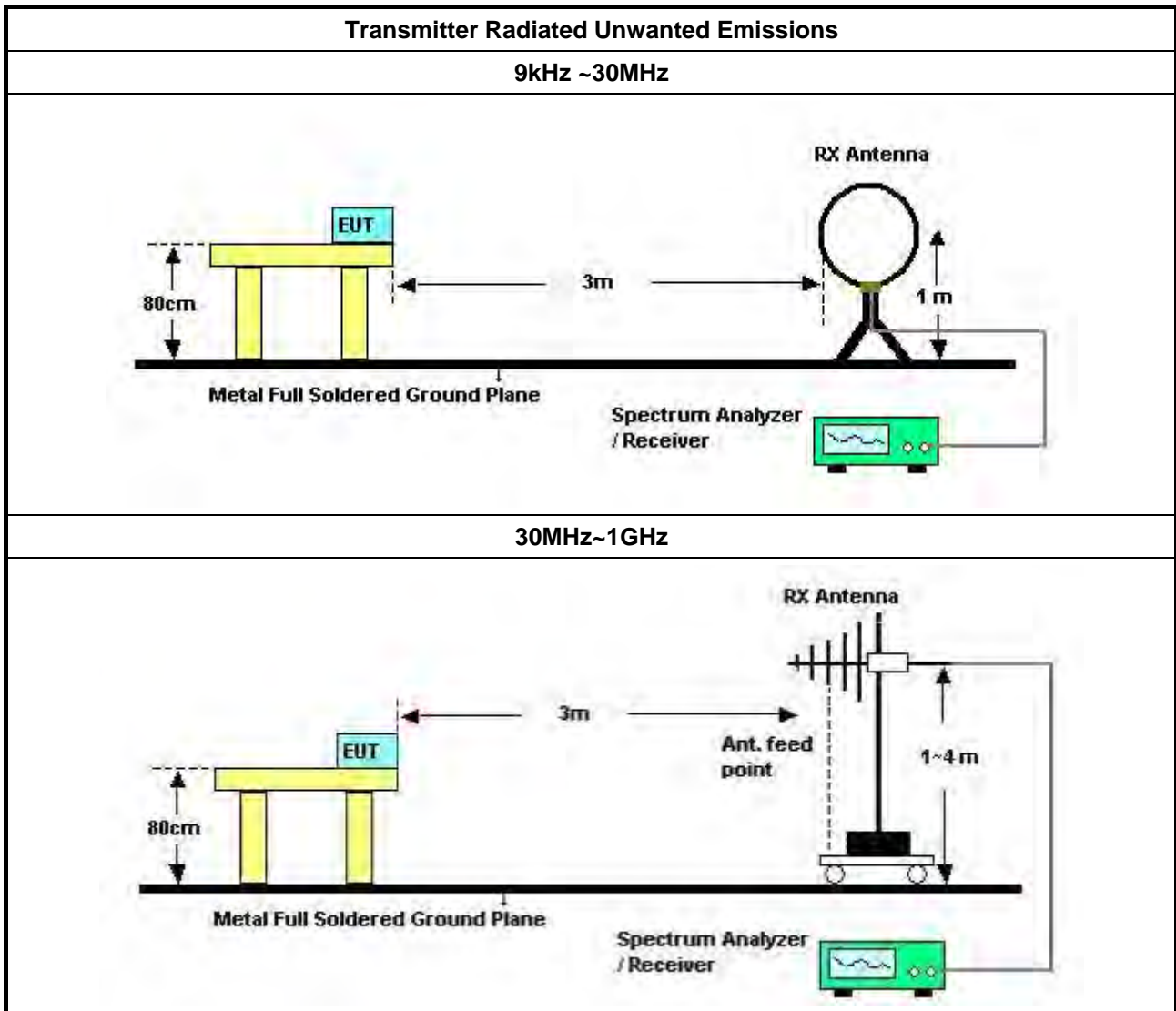
3.5.2 Measuring Instruments

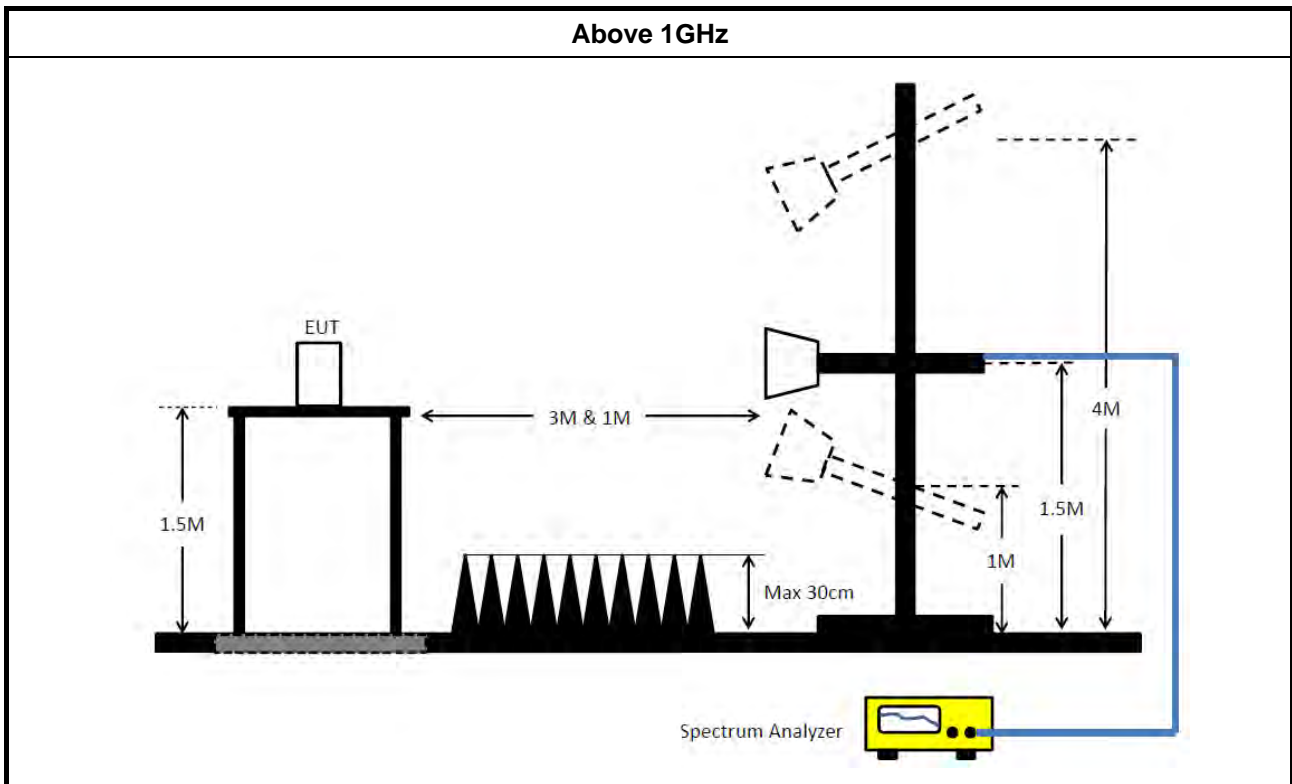
Refer a test equipment and calibration data table in this test report.

3.5.3 Test Procedures

Test Method	
	<ul style="list-style-type: none"> ▪ Measurements may be performed at a distance other than the limit distance provided they are not performed in the near field and the emissions to be measured can be detected by the measurement equipment. Measurements shall not be performed at a distance greater than 30 m for frequencies above 30 MHz, unless it can be further demonstrated that measurements at a distance of 30 m or less are impractical. When performing measurements at a distance other than that specified, the results shall be extrapolated to the specified distance using an extrapolation factor of 20 dB/decade (inverse of linear distance for field-strength measurements, inverse of linear distance-squared for power-density measurements).
	<ul style="list-style-type: none"> ▪ The average emission levels shall be measured in [duty cycle ≥ 98 or duty factor].
	<ul style="list-style-type: none"> ▪ For the transmitter unwanted emissions shall be measured using following options below: <ul style="list-style-type: none"> ▪ Refer as FCC KDB 789033, clause H)2) for unwanted emissions into non-restricted bands. ▪ Refer as FCC KDB 789033, clause H)1) for unwanted emissions into restricted bands. <ul style="list-style-type: none"> <input type="checkbox"/> Refer as FCC KDB 789033, H)6) Method AD (Trace Averaging). <input checked="" type="checkbox"/> Refer as FCC KDB 789033, H)6) Method VB (Reduced VBW). <input type="checkbox"/> Refer as ANSI C63.10, clause 4.2.3.2.3 (Reduced VBW). VBW ≥ 1/T, where T is pulse time. <input type="checkbox"/> Refer as ANSI C63.10, clause 4.2.3.2.4 average value of pulsed emissions. <input checked="" type="checkbox"/> Refer as FCC KDB 789033, clause H)5) measurement procedure peak limit. <input type="checkbox"/> Refer as ANSI C63.10, clause 4.2.3.2.2 measurement procedure peak limit.
	<ul style="list-style-type: none"> ▪ For radiated measurement. <ul style="list-style-type: none"> ▪ Refer as ANSI C63.10, clause 6.4 for radiated emissions below 30 MHz and test distance is 3m. ▪ Refer as ANSI C63.10, clause 6.5 for radiated emissions 30 MHz to 1 GHz and test distance is 3m. ▪ Refer as ANSI C63.10, clause 6.6 for radiated emissions above 1GHz.
	<ul style="list-style-type: none"> ▪ The any unwanted emissions level shall not exceed the fundamental emission level.
	<ul style="list-style-type: none"> ▪ All amplitude of spurious emissions that are attenuated by more than 20 dB below the permissible value has no need to be reported.

3.5.4 Test Setup





3.5.5 Transmitter Unwanted Emissions (Below 30MHz)

All amplitude of spurious emissions that are attenuated by more than 20 dB below the permissible value has no need to be reported.

The radiated emissions were investigated from 9 kHz or the lowest frequency generated within the device, up to the 10 harmonic or 40 GHz, whichever is appropriate.

3.5.6 Test Result of Transmitter Unwanted Emissions

Refer as Appendix E



4 Test Equipment and Calibration Data

Instrument	Manufacturer	Model No.	Serial No.	Characteristics	Calibration Date	Calibration Due Date	Remark
LISN	Schwarzbeck	NSLK 8127	8127650	9kHz ~ 30MHz	Nov. 24, 2017	Nov. 23, 2018	Conduction (CO02-CB)
LISN	Schwarzbeck	NSLK 8127	8127478	9kHz ~ 30MHz	Nov. 13, 2017	Nov. 12, 2018	Conduction (CO02-CB)
EMI Receiver	Agilent	N9038A	MY52260140	9kHz ~ 8.4GHz	Jan. 17, 2018	Jan. 16, 2019	Conduction (CO02-CB)
Impedance Stabilization Network	Teseq GmbH	ISN T800	34403	150kHz ~ 30MHz	May 22, 2018	May 21, 2019	Conduction (CO02-CB)
COND Cable	Woken	Cable	2	0.15MHz~30MHz	Nov. 10, 2017	Nov. 09, 2018	Conduction (CO02-CB)
Software	Audix	E3	6.120210n	-	N.C.R.	N.C.R.	Conduction (CO02-CB)
BILOG ANTENNA with 6dB Attenuator	TESEQ & EMCI	CBL6112D & N-6-06	37880 & AT-N0609	20MHz ~ 2GHz	Aug. 30, 2017	Aug. 29, 2018	Radiation (03CH01-CB)
Horn Antenna	EMCO	3115	00075790	750MHz ~ 18GHz	Nov. 20, 2017	Nov. 19, 2018	Radiation (03CH01-CB)
Horn Antenna	Schwarzbeck	BBHA 9170	BBHA9170252	15GHz ~ 40GHz	Jun. 28, 2018	Jun. 27, 2019	Radiation (03CH01-CB)
Pre-Amplifier	EMCI	EMC330N	980332	20MHz ~ 3GHz	May 02, 2018	May 01, 2019	Radiation (03CH01-CB)
Pre-Amplifier	Agilent	8449B	3008A02310	1GHz ~ 26.5GHz	Jan. 09, 2018	Jan. 08, 2019	Radiation (03CH01-CB)
Pre-Amplifier	MITEQ	TTA1840-35-HG	1864479	18GHz ~ 40GHz	Jul. 10, 2017	Jul. 09, 2018	Radiation (03CH01-CB)
Pre-Amplifier	MITEQ	TTA1840-35-HG	1864479	18GHz ~ 40GHz	Jul. 04, 2018	Jul. 03, 2019	Radiation (03CH01-CB)
Spectrum Analyzer	R&S	FSP40	100056	9kHz ~ 40GHz	Nov. 23, 2017	Nov. 22, 2018	Radiation (03CH01-CB)
EMI Test	R&S	ESCS	100354	9kHz ~ 2.75GHz	Dec. 08, 2017	Dec. 07, 2018	Radiation (03CH01-CB)
RF Cable-low	Woken	Low Cable-16+17	N/A	30 MHz ~ 1 GHz	Oct. 11, 2017	Oct. 10, 2018	Radiation (03CH01-CB)
RF Cable-high	Woken	High Cable-16	N/A	1 GHz ~ 18 GHz	Oct. 11, 2017	Oct. 10, 2018	Radiation (03CH01-CB)
RF Cable-high	Woken	High Cable-16+17	N/A	1 GHz ~ 18 GHz	Oct. 11, 2017	Oct. 10, 2018	Radiation (03CH01-CB)
RF Cable-high	Woken	High Cable-40G#1	N/A	18GHz ~ 40 GHz	Oct. 11, 2017	Oct. 10, 2018	Radiation (03CH01-CB)



Instrument	Manufacturer	Model No.	Serial No.	Characteristics	Calibration Date	Calibration Due Date	Remark
RF Cable-high	Woken	High Cable-40G#2	N/A	18GHz ~ 40 GHz	Oct. 11, 2017	Oct. 10, 2018	Radiation (03CH01-CB)
Spectrum analyzer	R&S	FSV40	100979	9kHz~40GHz	Dec. 21, 2017	Dec. 20, 2018	Conducted (TH01-CB)
RF Cable-high	Woken	RG402	High Cable-06	1 GHz – 26.5 GHz	Oct. 11, 2017	Oct. 10, 2018	Conducted (TH01-CB)
RF Cable-high	Woken	RG402	High Cable-07	1 GHz –26.5 GHz	Oct. 11, 2017	Oct. 10, 2018	Conducted (TH01-CB)
RF Cable-high	Woken	RG402	High Cable-08	1 GHz –26.5 GHz	Oct. 11, 2017	Oct. 10, 2018	Conducted (TH01-CB)
RF Cable-high	Woken	RG402	High Cable-09	1 GHz –26.5 GHz	Oct. 11, 2017	Oct. 10, 2018	Conducted (TH01-CB)
RF Cable-high	Woken	RG402	High Cable-10	1 GHz –26.5 GHz	Oct. 11, 2017	Oct. 10, 2018	Conducted (TH01-CB)
Power Sensor	Agilent	U2021XA	MY53410001	50MHz~18GHz	Nov. 20, 2017	Nov. 19, 2018	Conducted (TH01-CB)

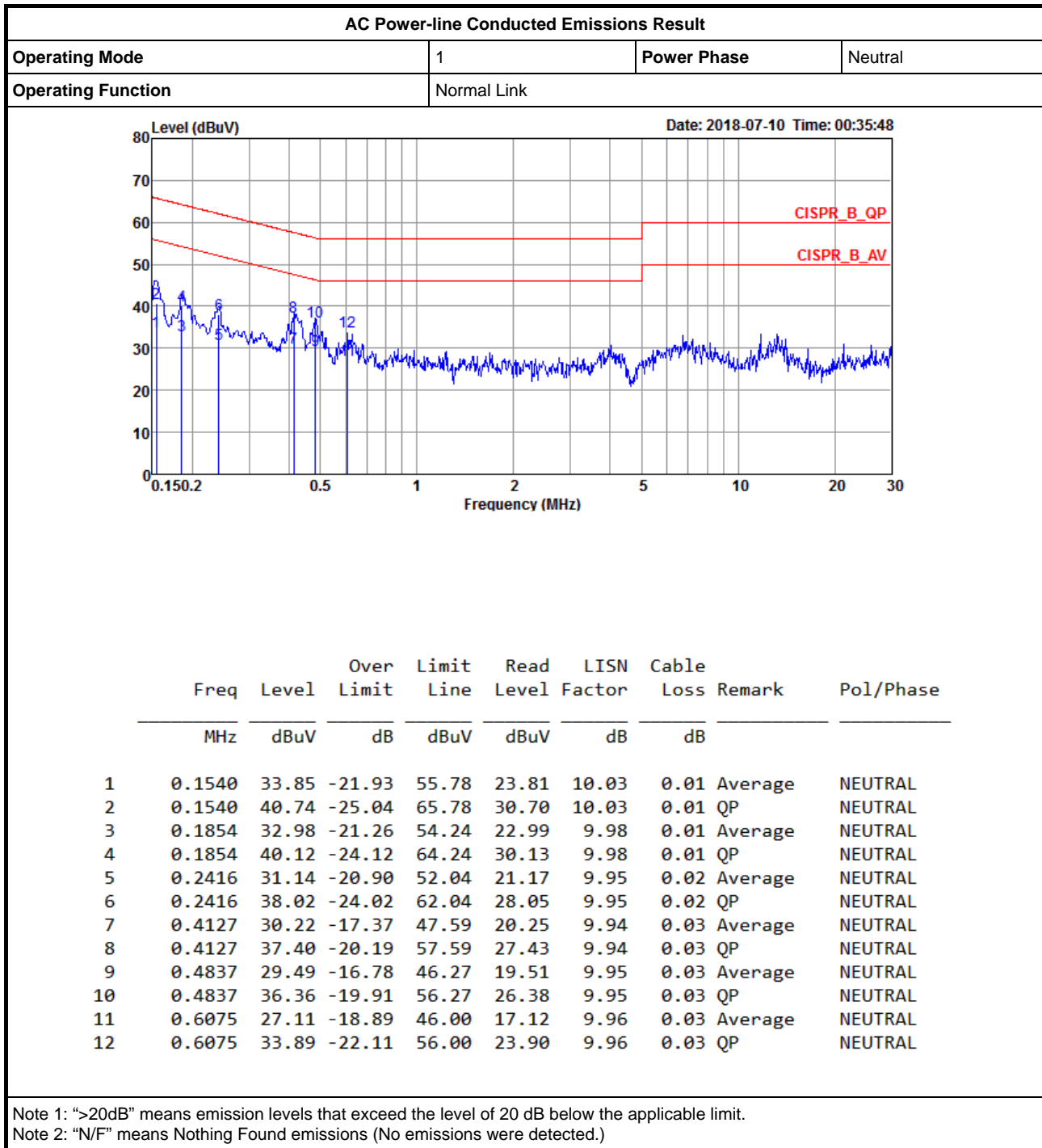
Note: Calibration Interval of instruments listed above is one year.

N.C.R. means Non-Calibration required.



AC Power-line Conducted Emissions Result

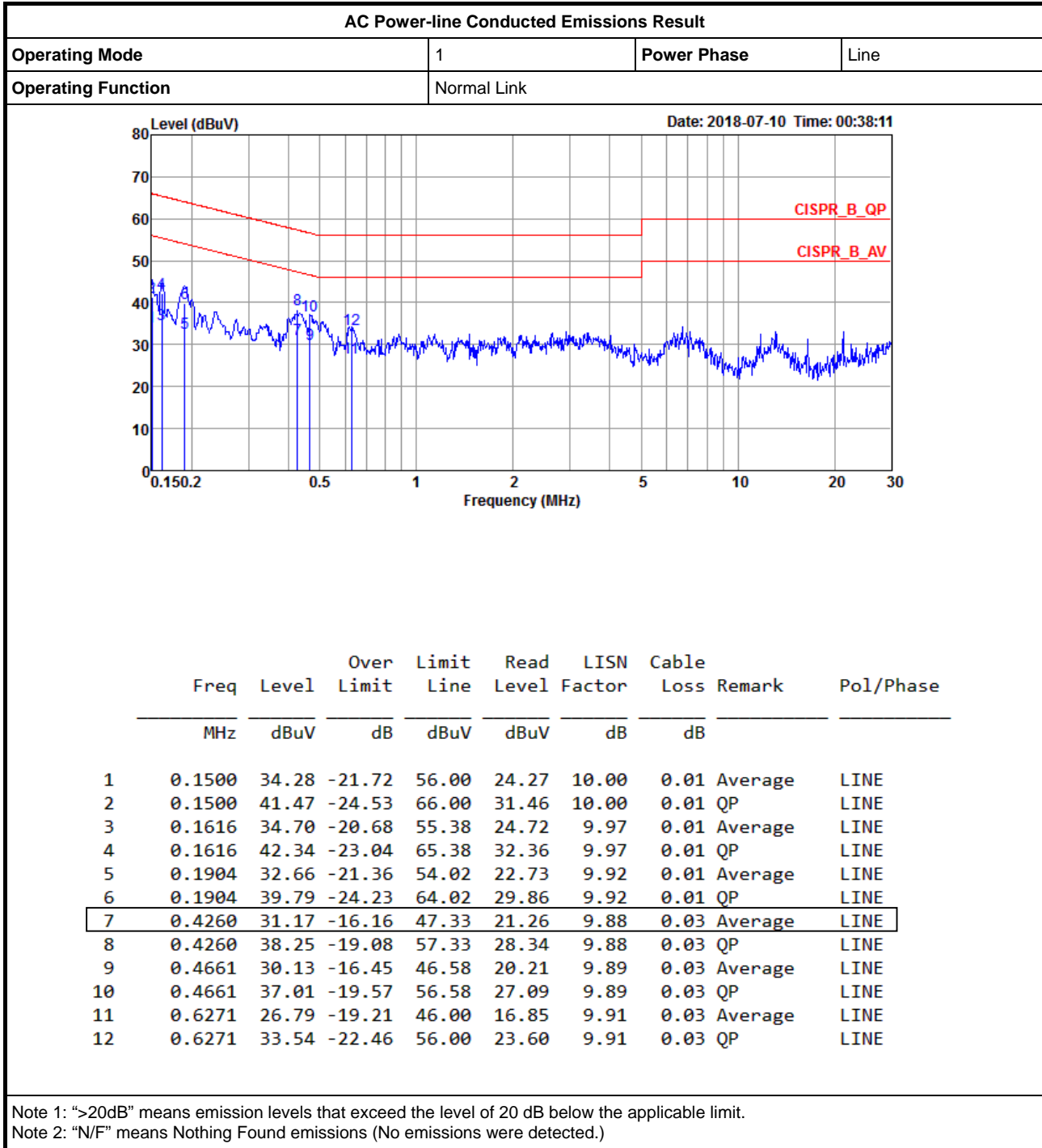
Appendix A





AC Power-line Conducted Emissions Result

Appendix A





Summary

Mode	Max-N dB (Hz)	Max-OBW (Hz)	ITU-Code	Min-N dB (Hz)	Min-OBW (Hz)
5.15-5.25GHz	-	-	-	-	-
802.11a_Nss1,(6Mbps)_3TX	20.425M	16.567M	16M6D1D	20M	16.492M
802.11ac VHT20-BF_Nss1,(MCS0)_3TX	30.25M	17.741M	17M7D1D	20.45M	17.666M
802.11ac VHT40-BF_Nss1,(MCS0)_3TX	62.9M	36.282M	36M3D1D	39.45M	36.182M
802.11ac VHT80-BF_Nss1,(MCS0)_3TX	82.8M	75.762M	75M8D1D	82M	75.562M
5.25-5.35GHz	-	-	-	-	-
802.11a_Nss1,(6Mbps)_3TX	20.375M	16.567M	16M6D1D	19.975M	16.492M
802.11ac VHT20-BF_Nss1,(MCS0)_3TX	20.7M	17.716M	17M7D1D	20.325M	17.666M
802.11ac VHT40-BF_Nss1,(MCS0)_3TX	40M	36.332M	36M3D1D	39.45M	36.182M
802.11ac VHT80-BF_Nss1,(MCS0)_3TX	82.2M	75.762M	75M8D1D	81.6M	75.662M
5.47-5.725GHz	-	-	-	-	-
802.11a_Nss1,(6Mbps)_3TX	20.425M	16.592M	16M6D1D	14.97M	13.268M
802.11ac VHT20-BF_Nss1,(MCS0)_3TX	20.725M	17.716M	17M7D1D	15.165M	13.868M
802.11ac VHT40-BF_Nss1,(MCS0)_3TX	40.05M	36.332M	36M3D1D	34.825M	33.023M
802.11ac VHT80-BF_Nss1,(MCS0)_3TX	82.5M	75.762M	75M8D1D	75.975M	72.489M
5.725-5.85GHz	-	-	-	-	-
802.11a_Nss1,(6Mbps)_3TX	16.35M	31.509M	31M5D1D	3.14M	3.598M
802.11ac VHT20-BF_Nss1,(MCS0)_3TX	17.6M	24.288M	24M3D1D	3.74M	3.978M
802.11ac VHT40-BF_Nss1,(MCS0)_3TX	36.35M	53.923M	53M9D1D	3.14M	3.418M
802.11ac VHT80-BF_Nss1,(MCS0)_3TX	75.7M	75.862M	75M9D1D	3.12M	3.538M

Max-N dB = Maximum 6dB down bandwidth for 5.725-5.85GHz band / Maximum 26dB down bandwidth for other band;

Max-OBW = Maximum 99% occupied bandwidth;

Min-N dB = Minimum 6dB down bandwidth for 5.725-5.85GHz band / Maximum 26dB down bandwidth for other band;

Min-OBW = Minimum 99% occupied bandwidth;



Result

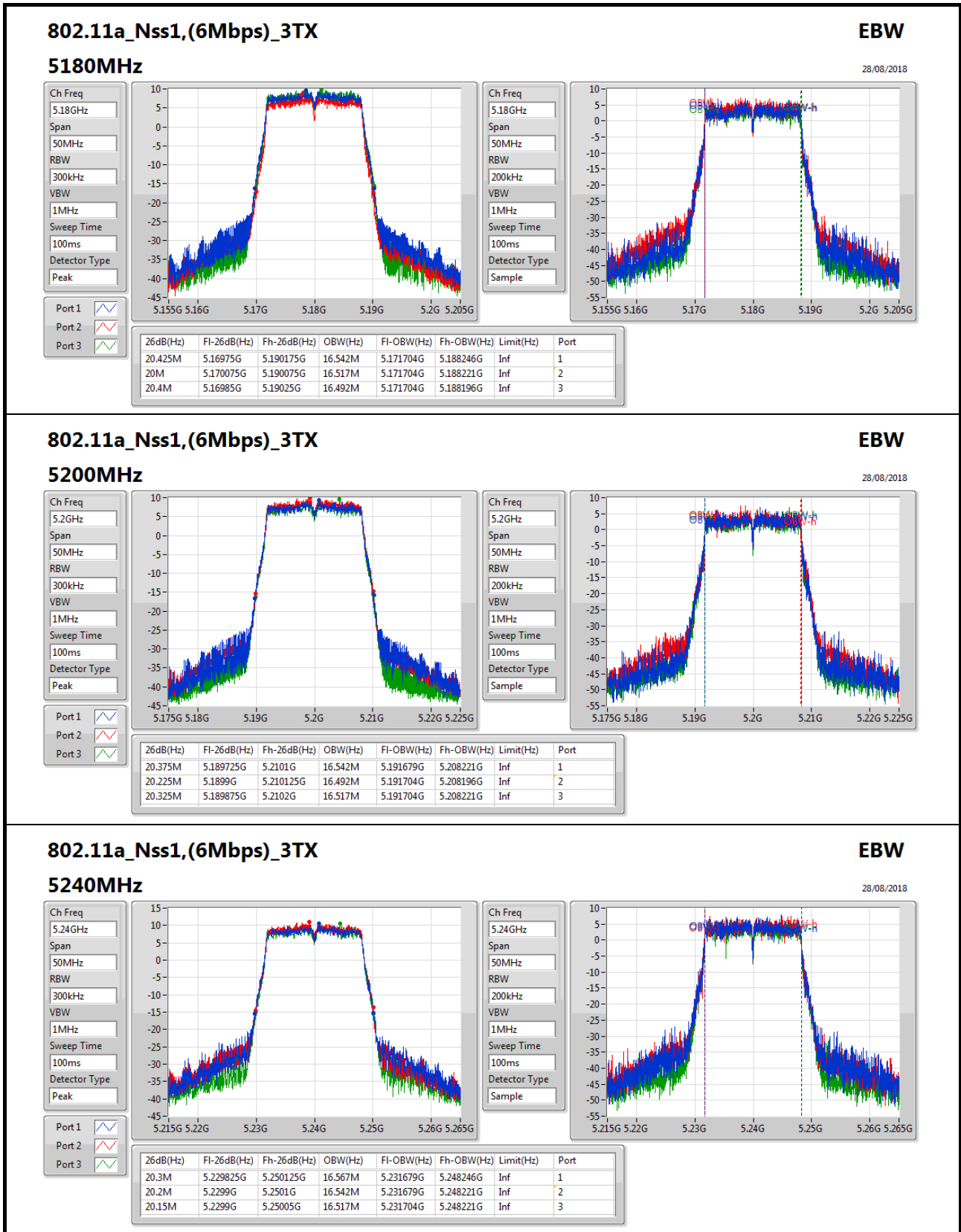
Mode	Result	Limit (Hz)	Port 1-N dB (Hz)	Port 1-OBW (Hz)	Port 2-N dB (Hz)	Port 2-OBW (Hz)	Port 3-N dB (Hz)	Port 3-OBW (Hz)
802.11a_Nss1,(6Mbps)_3TX	-	-	-	-	-	-	-	-
5180MHz	Pass	Inf	20.425M	16.542M	20M	16.517M	20.4M	16.492M
5200MHz	Pass	Inf	20.375M	16.542M	20.225M	16.492M	20.325M	16.517M
5240MHz	Pass	Inf	20.3M	16.567M	20.2M	16.542M	20.15M	16.517M
5260MHz	Pass	Inf	20.375M	16.517M	20.15M	16.517M	20.3M	16.542M
5300MHz	Pass	Inf	20.3M	16.542M	20.2M	16.492M	20.25M	16.517M
5320MHz	Pass	Inf	19.975M	16.567M	19.975M	16.517M	20.275M	16.542M
5500MHz	Pass	Inf	20.325M	16.542M	19.95M	16.567M	20.275M	16.567M
5580MHz	Pass	Inf	19.975M	16.592M	19.95M	16.467M	20.425M	16.467M
5700MHz	Pass	Inf	20.3M	16.542M	20.3M	16.467M	20.4M	16.492M
5720MHz Straddle 5.47-5.725GHz	Pass	Inf	15.09M	13.268M	14.97M	13.298M	15.03M	13.283M
5720MHz Straddle 5.725-5.85GHz	Pass	500k	3.2M	3.618M	3.14M	3.638M	3.2M	3.598M
5745MHz	Pass	500k	16.325M	31.509M	16.3M	25.712M	16.325M	18.141M
5785MHz	Pass	500k	16.325M	30.335M	16.3M	24.613M	16.35M	19.015M
5825MHz	Pass	500k	16.325M	30.16M	16.3M	25.637M	16.325M	19.415M
802.11ac VHT20-BF_Nss1,(MCS0)_3TX	-	-	-	-	-	-	-	-
5180MHz	Pass	Inf	20.65M	17.666M	20.45M	17.691M	20.55M	17.666M
5200MHz	Pass	Inf	20.725M	17.716M	20.75M	17.666M	20.8M	17.691M
5240MHz	Pass	Inf	30.25M	17.741M	22.225M	17.691M	22.625M	17.716M
5260MHz	Pass	Inf	20.7M	17.691M	20.5M	17.691M	20.525M	17.666M
5300MHz	Pass	Inf	20.575M	17.716M	20.325M	17.666M	20.675M	17.666M
5320MHz	Pass	Inf	20.7M	17.716M	20.375M	17.691M	20.425M	17.691M
5500MHz	Pass	Inf	20.725M	17.716M	20.65M	17.666M	20.725M	17.691M
5580MHz	Pass	Inf	20.45M	17.691M	20.3M	17.691M	20.45M	17.666M
5700MHz	Pass	Inf	20.6M	17.716M	20.55M	17.666M	20.475M	17.666M
5720MHz Straddle 5.47-5.725GHz	Pass	Inf	15.33M	13.868M	15.21M	13.883M	15.165M	13.883M
5720MHz Straddle 5.725-5.85GHz	Pass	500k	3.76M	4.058M	3.74M	3.978M	3.76M	4.018M
5745MHz	Pass	500k	17.55M	19.54M	17.6M	18.016M	17.575M	17.741M
5785MHz	Pass	500k	17.55M	24.288M	17.575M	18.166M	17.575M	17.841M
5825MHz	Pass	500k	17.55M	21.689M	17.6M	18.141M	17.575M	17.766M
802.11ac VHT40-BF_Nss1,(MCS0)_3TX	-	-	-	-	-	-	-	-
5190MHz	Pass	Inf	39.95M	36.232M	39.6M	36.232M	39.45M	36.232M
5230MHz	Pass	Inf	62.9M	36.282M	39.75M	36.232M	39.65M	36.182M
5270MHz	Pass	Inf	40M	36.282M	39.6M	36.232M	39.45M	36.232M
5310MHz	Pass	Inf	39.95M	36.182M	39.5M	36.332M	39.5M	36.182M
5510MHz	Pass	Inf	40.05M	36.232M	39.4M	36.332M	39.7M	36.232M
5550MHz	Pass	Inf	40M	36.182M	39.4M	36.282M	39.65M	36.282M
5670MHz	Pass	Inf	39.95M	36.282M	39.3M	36.182M	39.65M	36.182M
5710MHz Straddle 5.47-5.725GHz	Pass	Inf	35.07M	33.058M	34.825M	33.058M	34.86M	33.023M
5710MHz Straddle 5.725-5.85GHz	Pass	500k	3.14M	3.478M	3.14M	3.418M	3.14M	3.438M
5755MHz	Pass	500k	36.3M	37.031M	36.3M	36.482M	36.35M	36.232M
5795MHz	Pass	500k	36.35M	53.923M	36.35M	36.832M	36.35M	36.382M
802.11ac VHT80-BF_Nss1,(MCS0)_3TX	-	-	-	-	-	-	-	-
5210MHz	Pass	Inf	82.8M	75.562M	82M	75.562M	82M	75.762M



Mode	Result	Limit (Hz)	Port 1-N dB (Hz)	Port 1-OBW (Hz)	Port 2-N dB (Hz)	Port 2-OBW (Hz)	Port 3-N dB (Hz)	Port 3-OBW (Hz)
5290MHz	Pass	Inf	82.2M	75.662M	82.2M	75.662M	81.6M	75.762M
5530MHz	Pass	Inf	82.3M	75.762M	82.5M	75.662M	81.9M	75.762M
5690MHz Straddle 5.47-5.725GHz	Pass	Inf	76.65M	72.564M	76.5M	72.639M	75.975M	72.489M
5690MHz Straddle 5.725-5.85GHz	Pass	500k	3.12M	3.738M	3.14M	3.658M	3.14M	3.538M
5775MHz	Pass	500k	75.7M	75.862M	75.7M	75.862M	75.5M	75.662M

Port X-N dB = Port X 6dB down bandwidth for 5.725-5.85GHz band / 26dB down bandwidth for other band

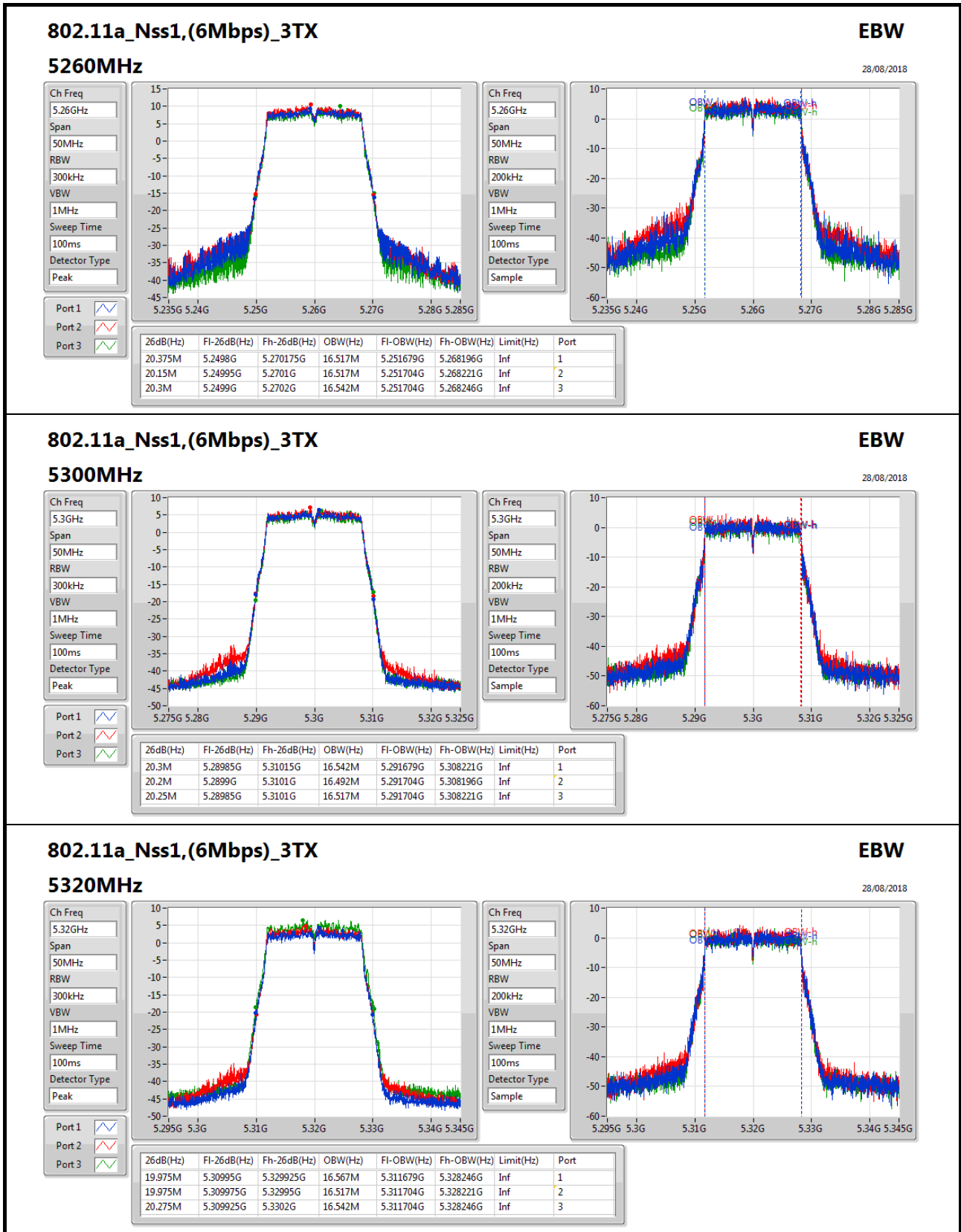
Port X-OBW = Port X 99% occupied bandwidth;

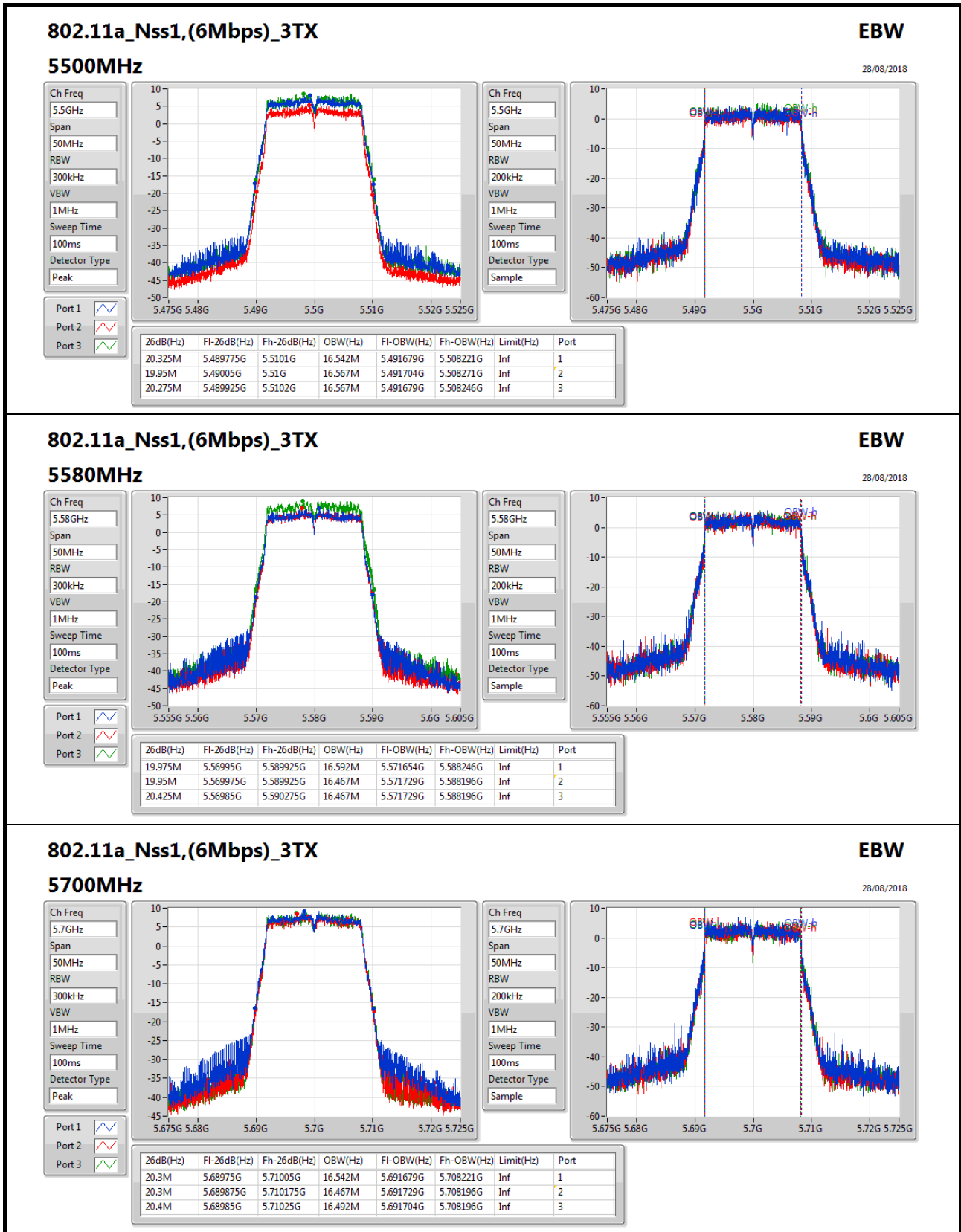

802.11a_Nss1,(6Mbps)_3TX
EBW
5240MHz
28/08/2018

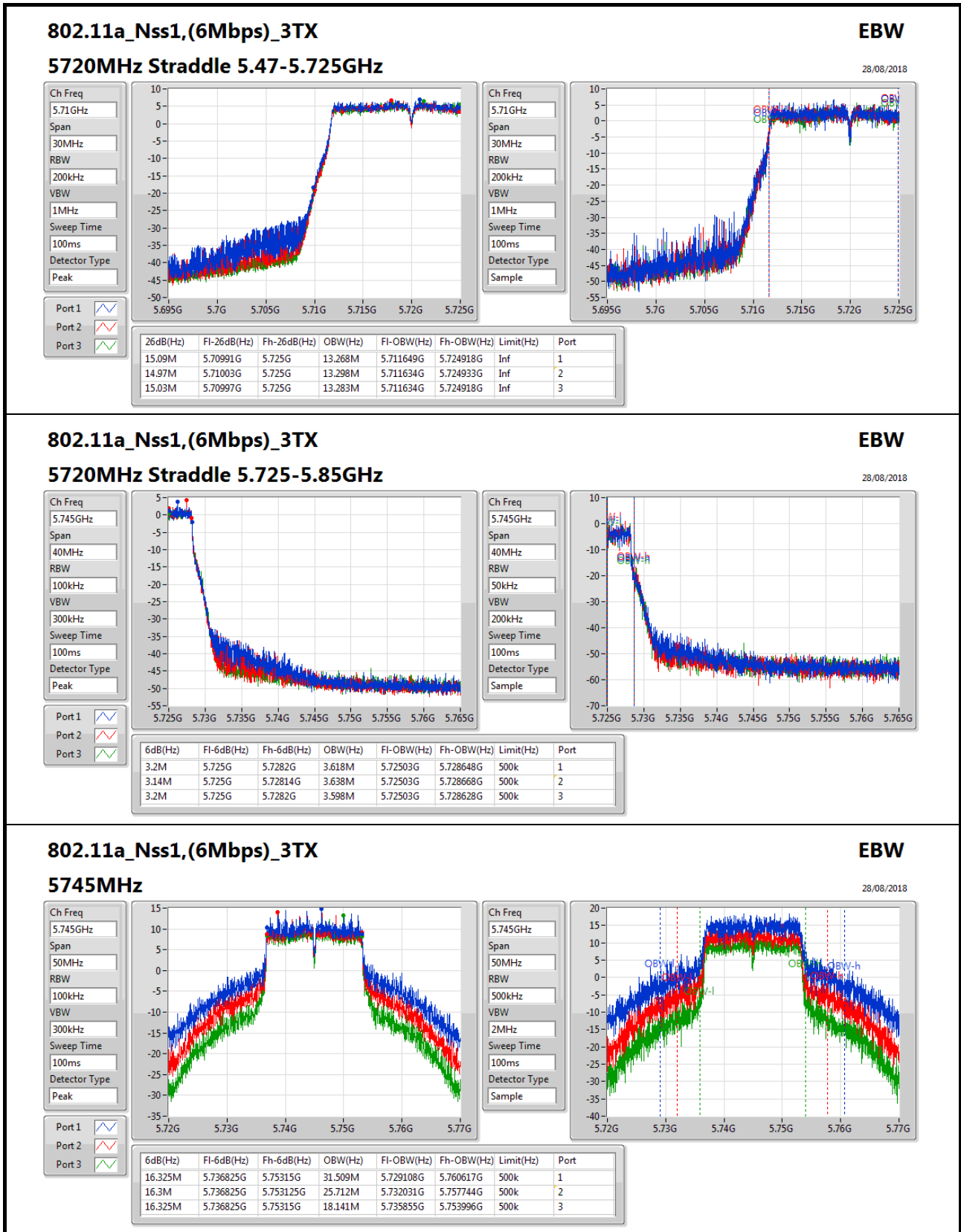
Ch Freq: 5.24GHz
Span: 50MHz
RBW: 300kHz
VBW: 1MHz
Sweep Time: 100ms
Detector Type: Peak

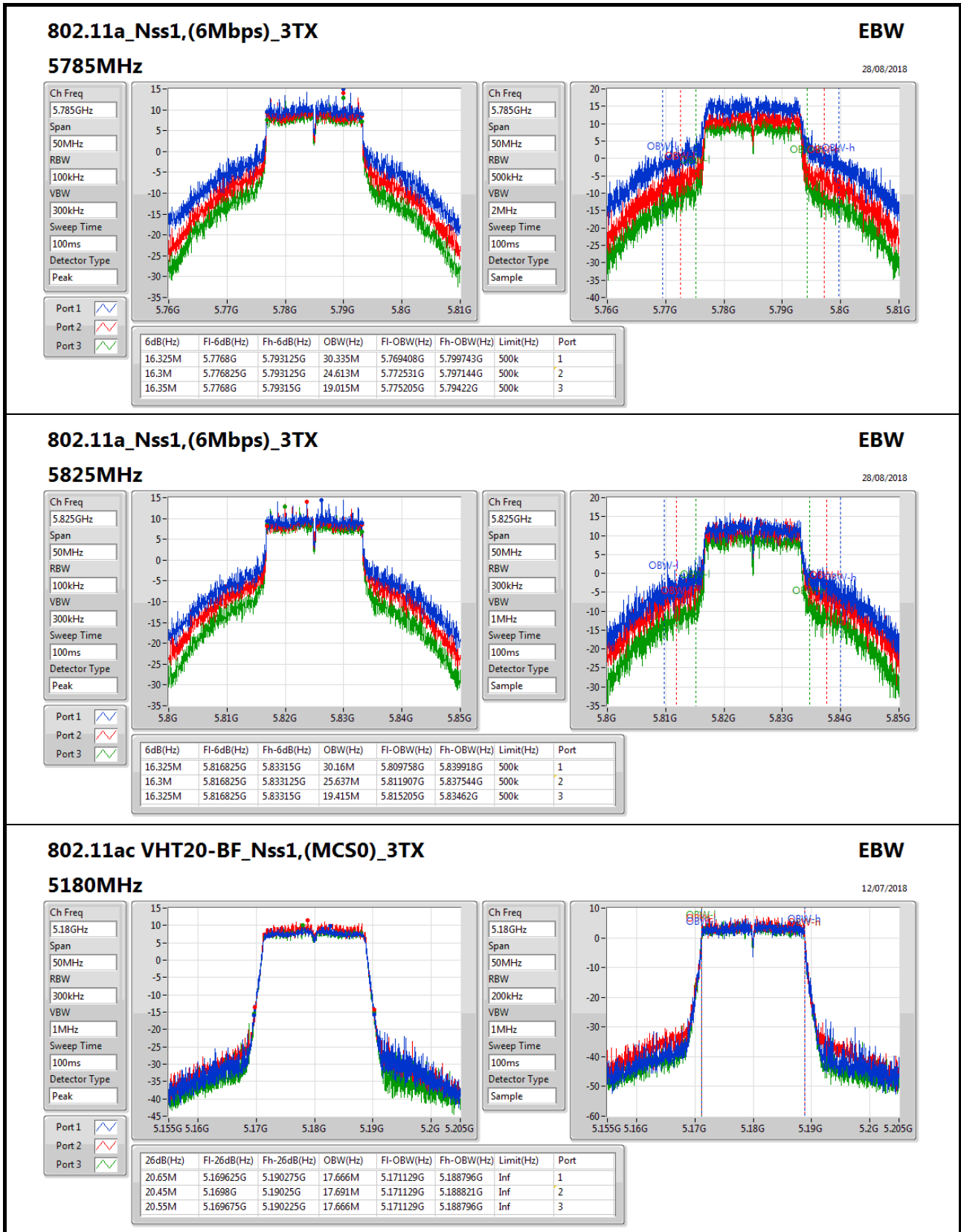
Port 1:
Port 2:
Port 3:

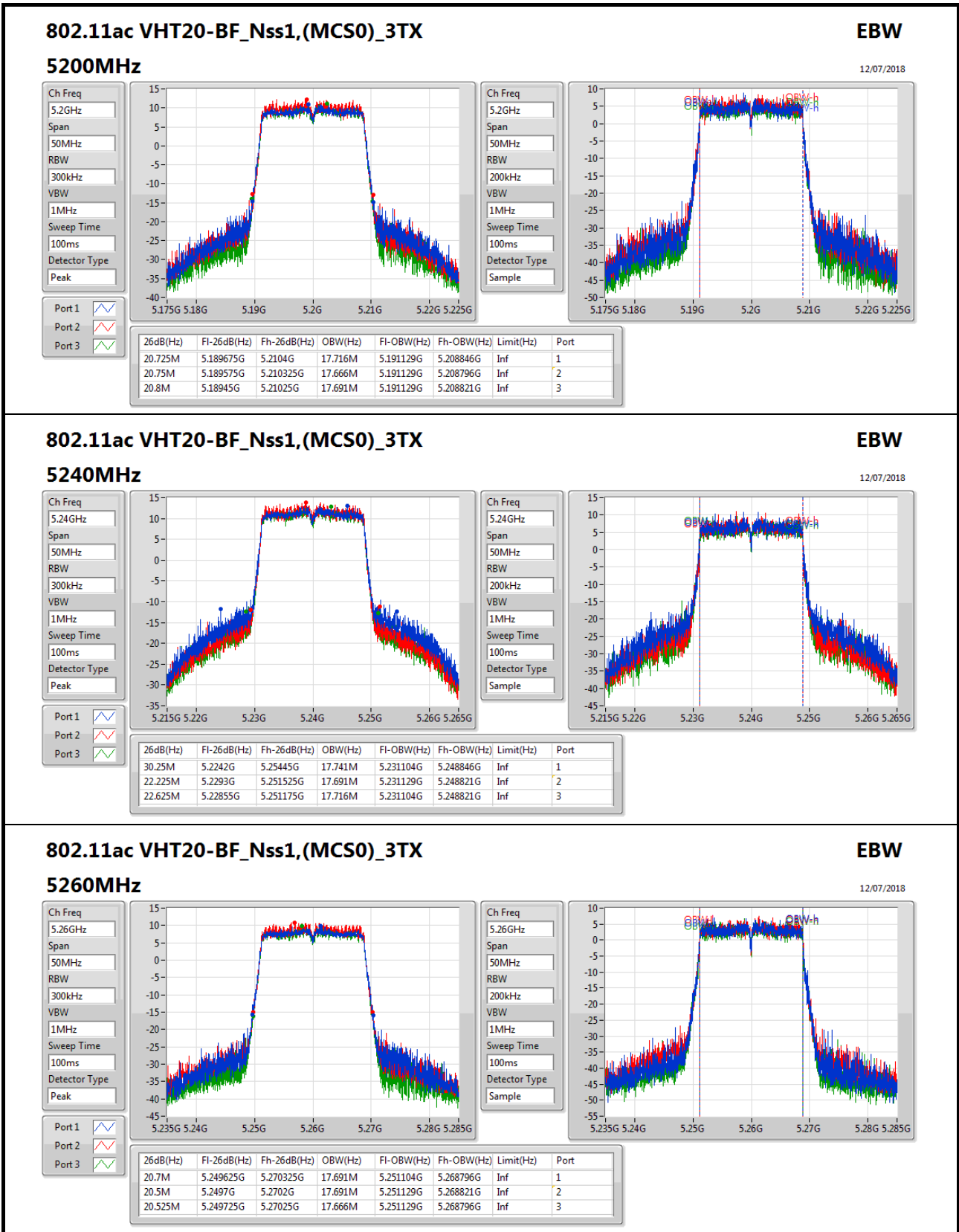
Ch Freq: 5.24GHz
Span: 50MHz
RBW: 200kHz
VBW: 1MHz
Sweep Time: 100ms
Detector Type: Sample

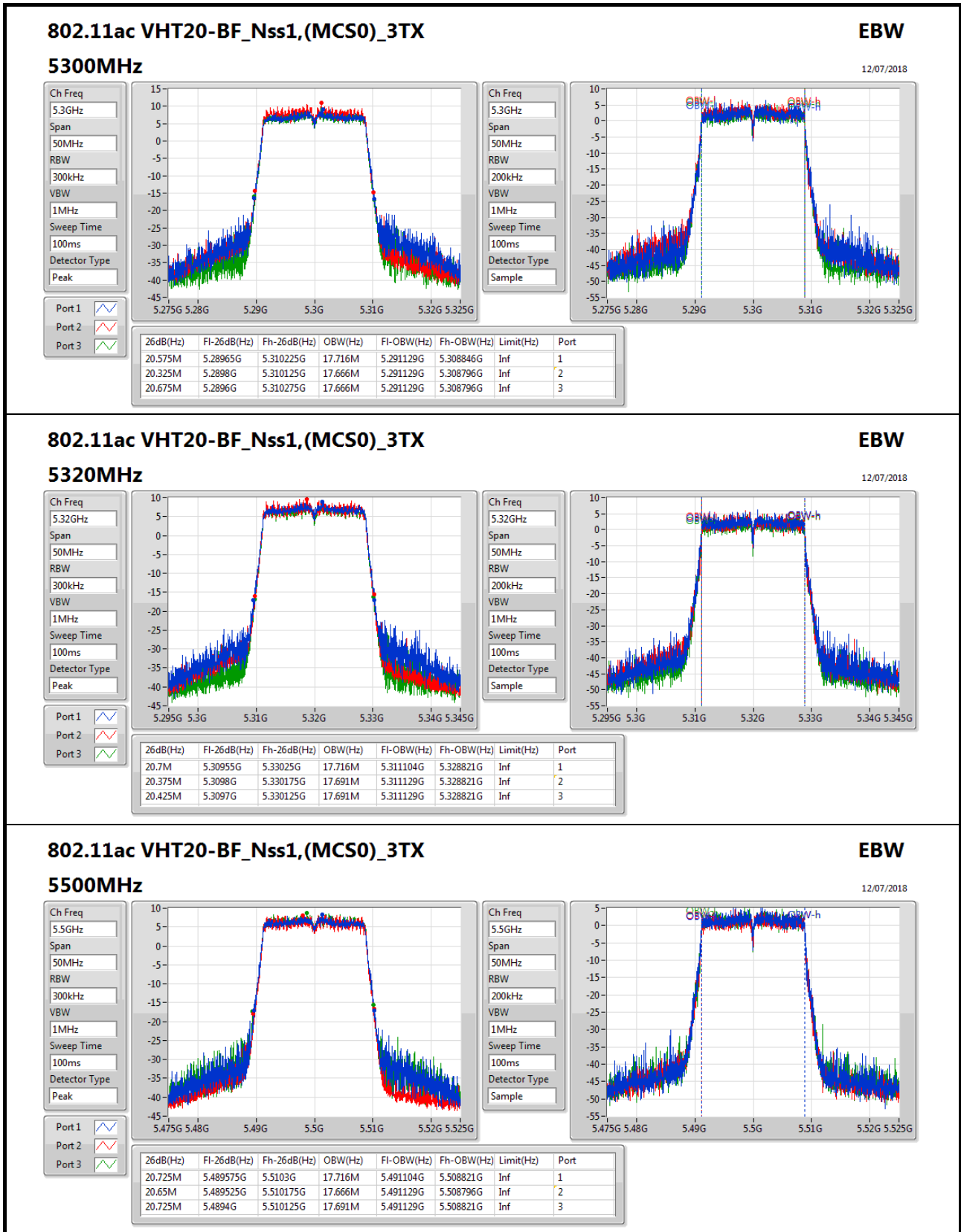








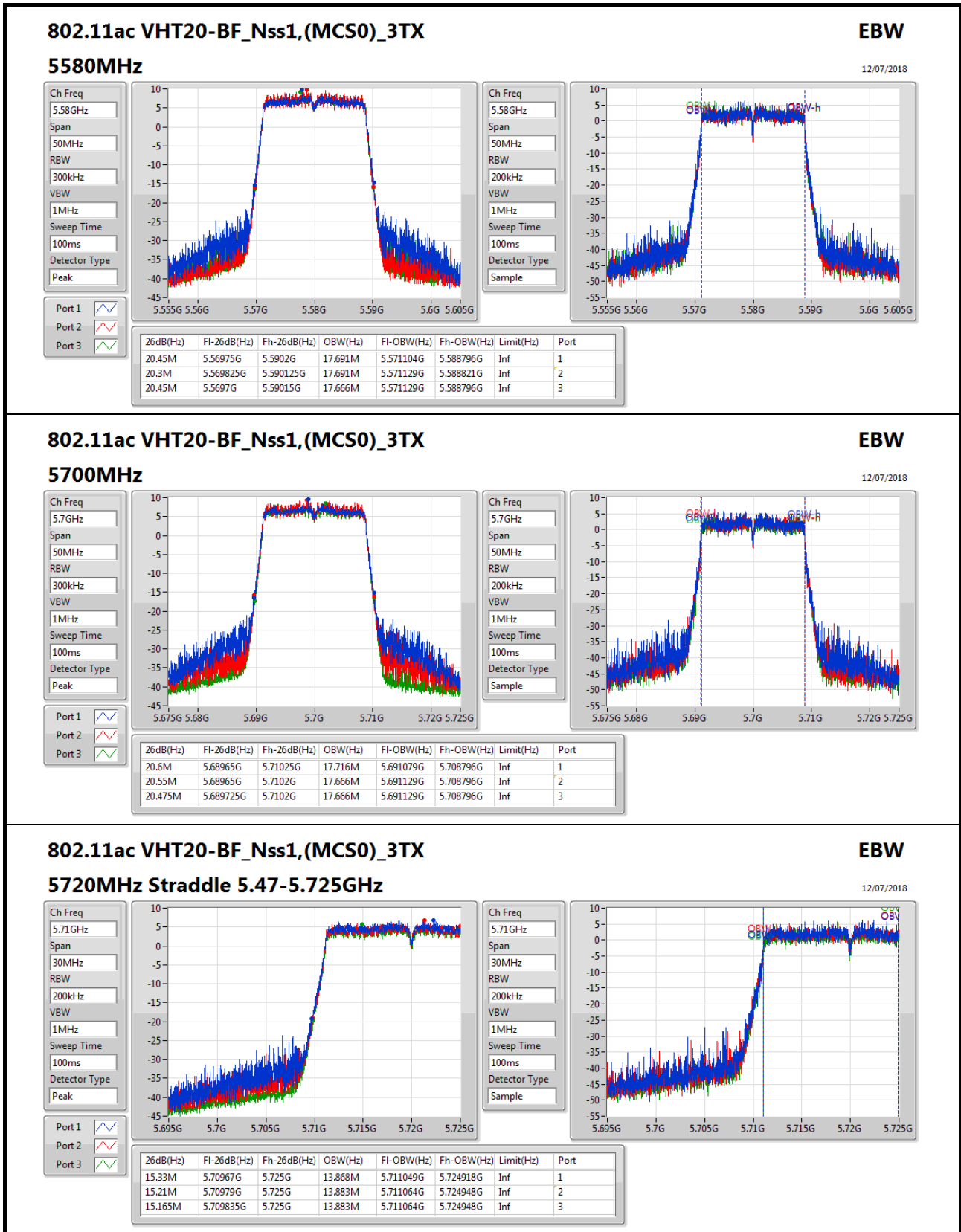


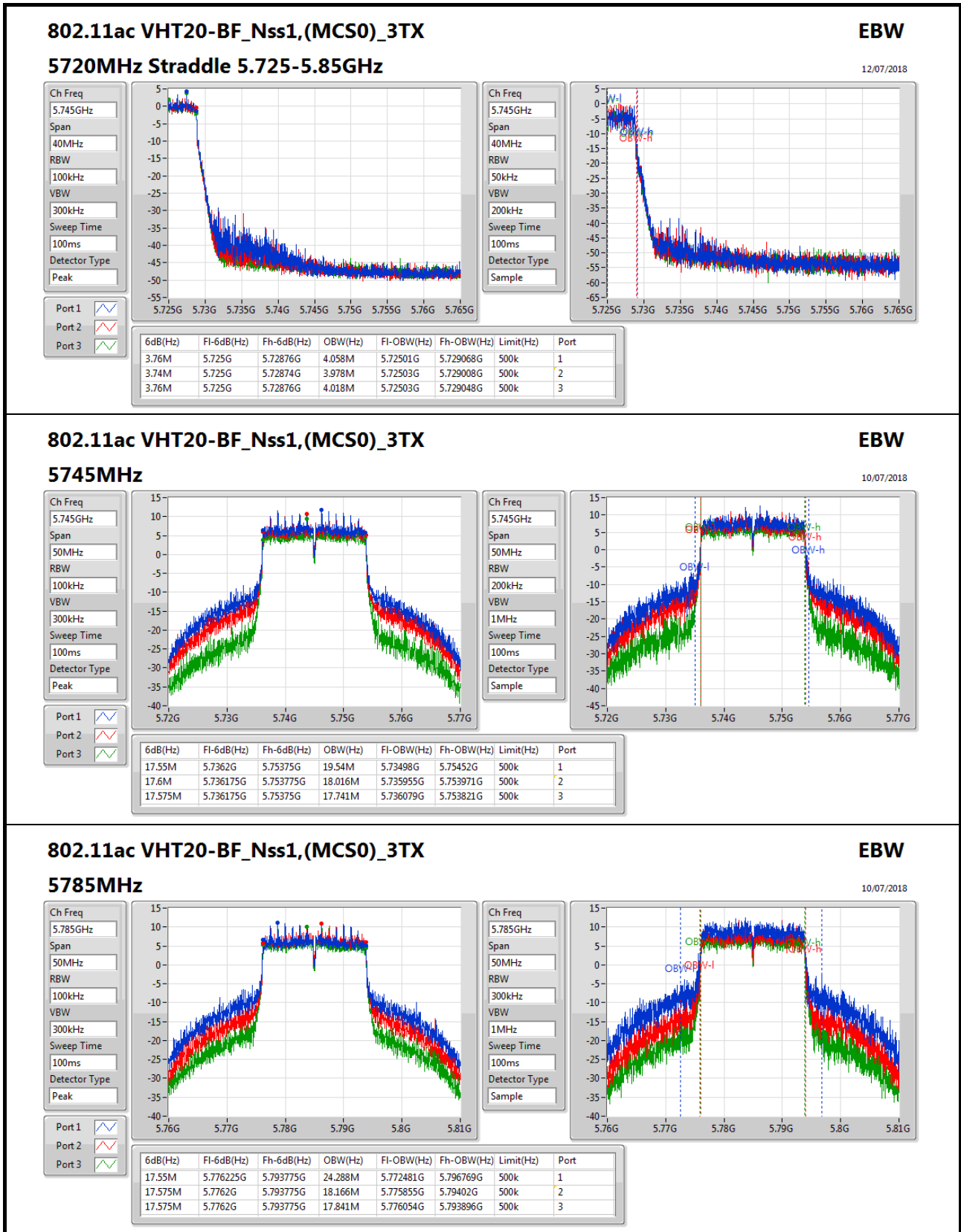

802.11ac VHT20-BF_Nss1,(MCS0)_3TX
EBW
5500MHz
12/07/2018

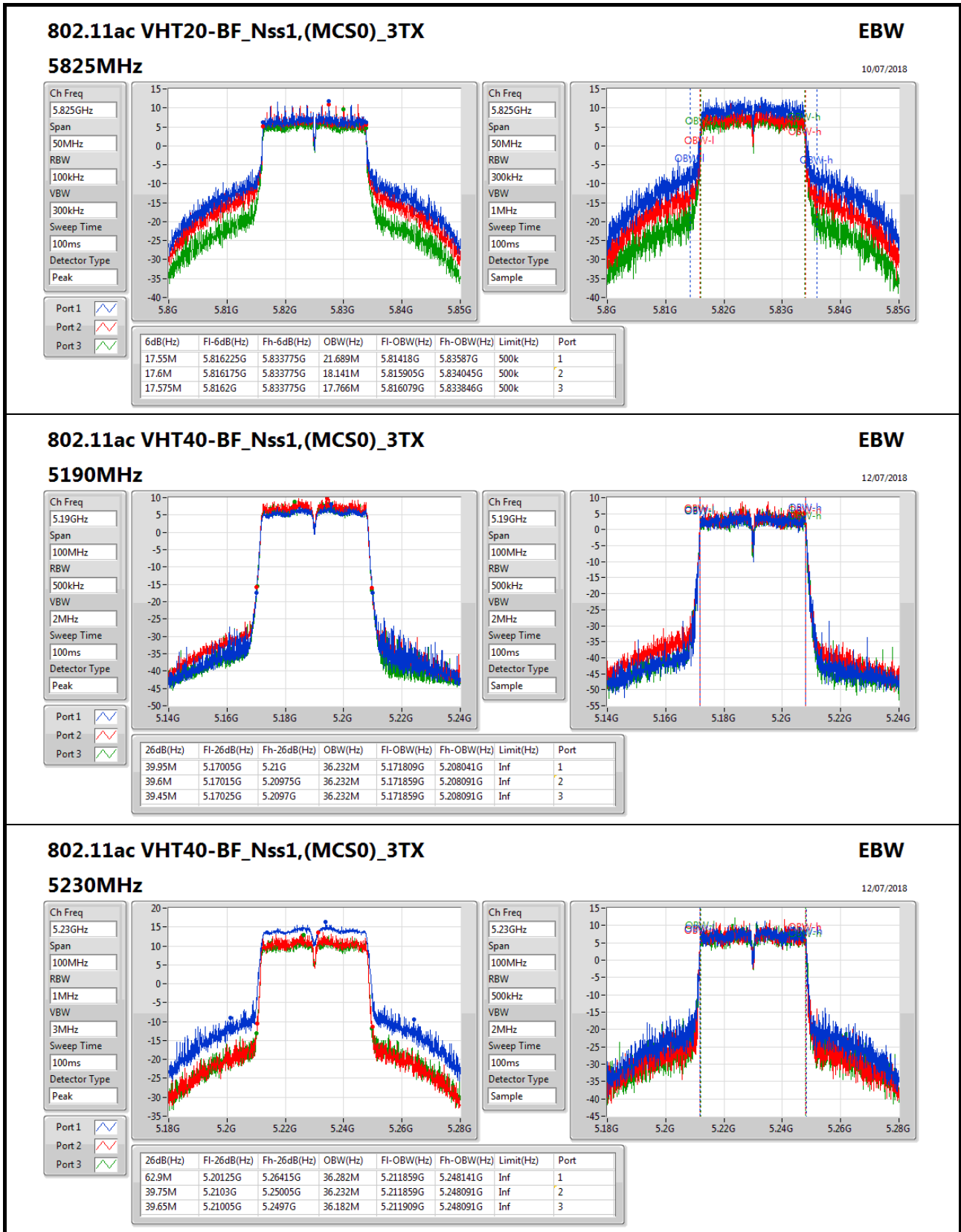
Ch Freq: 5.5GHz
Span: 50MHz
RBW: 300kHz
VBW: 1MHz
Sweep Time: 100ms
Detector Type: Peak

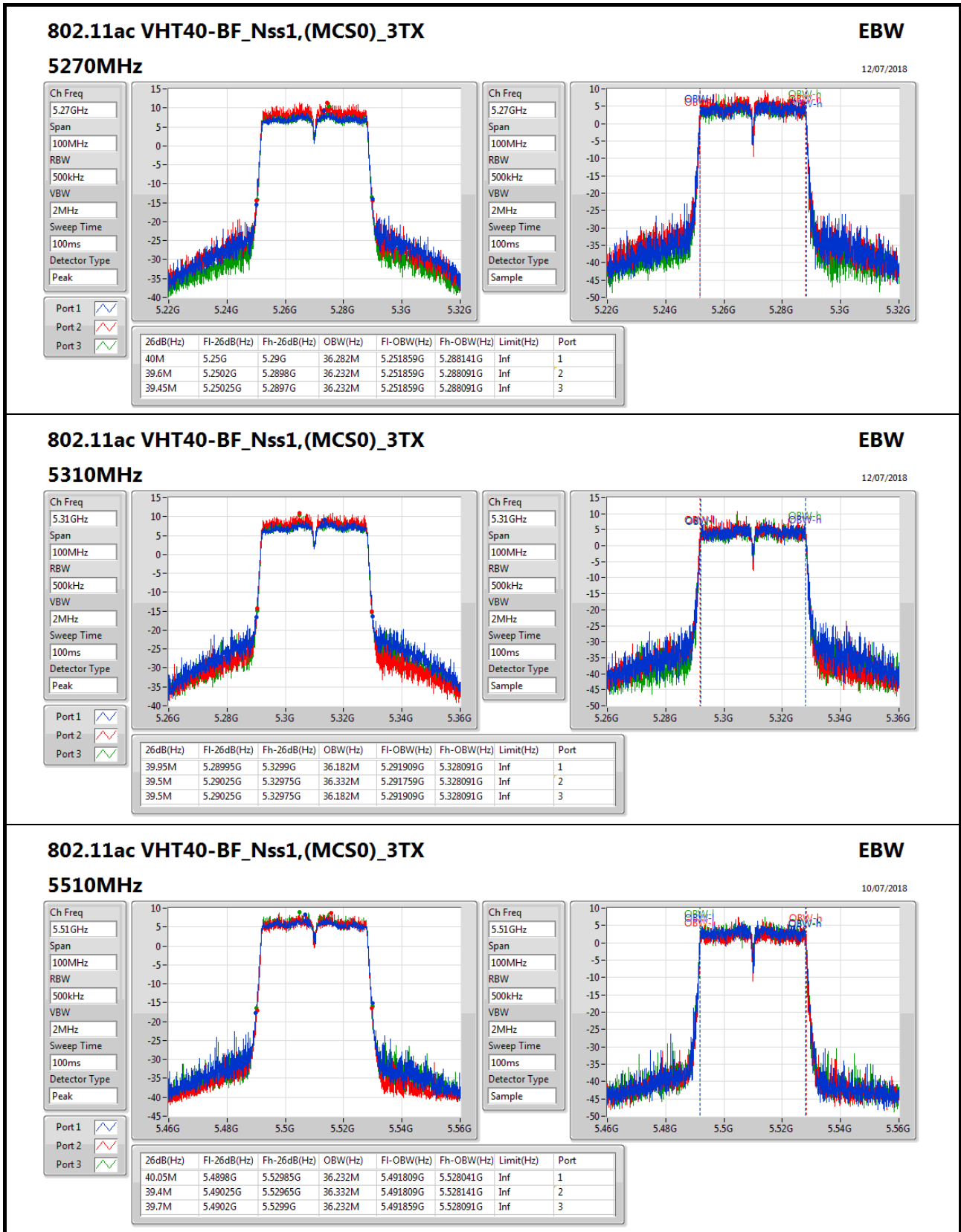
Port 1: ~
Port 2: ~
Port 3: ~

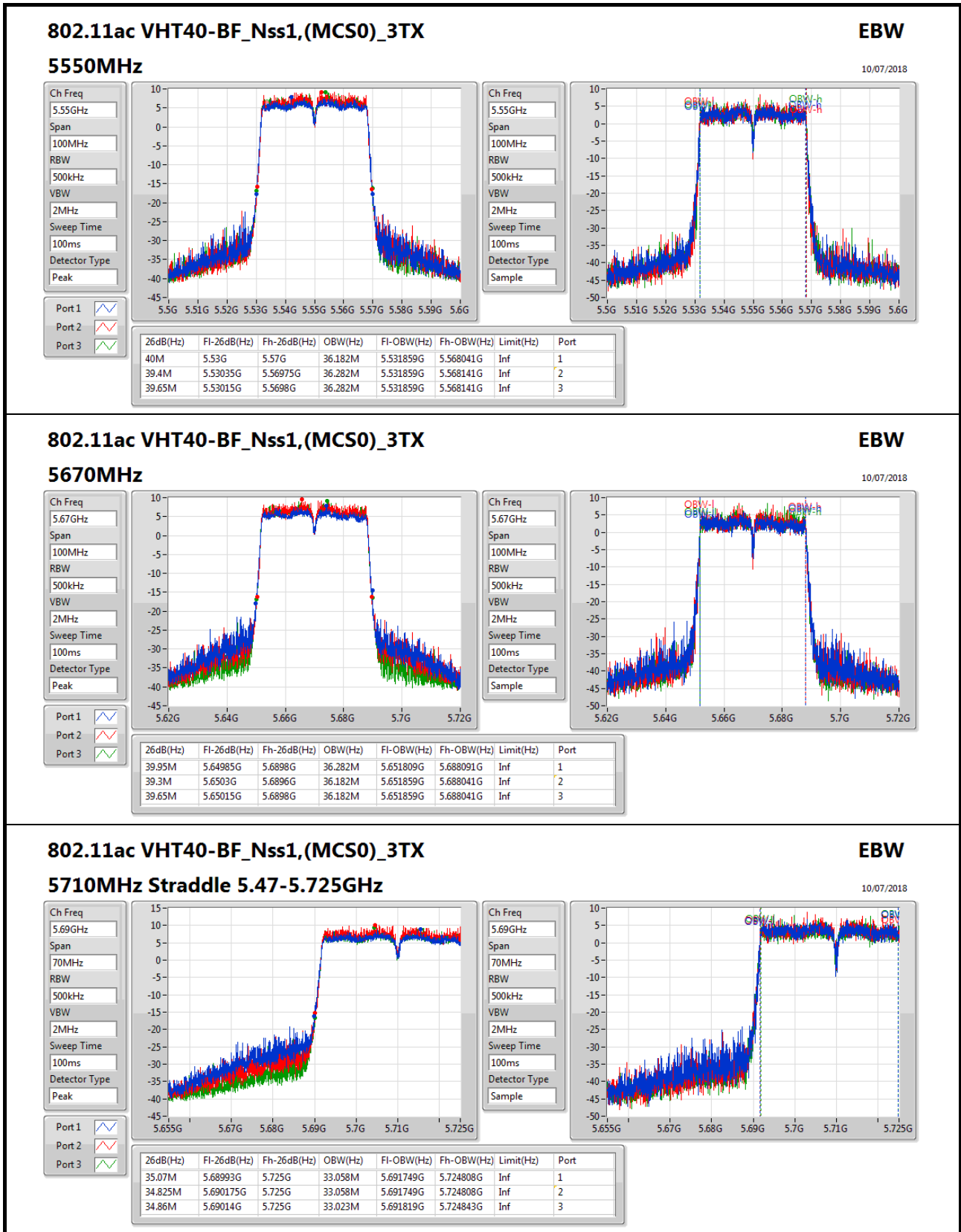
Ch Freq: 5.5GHz
Span: 50MHz
RBW: 200kHz
VBW: 1MHz
Sweep Time: 100ms
Detector Type: Sample

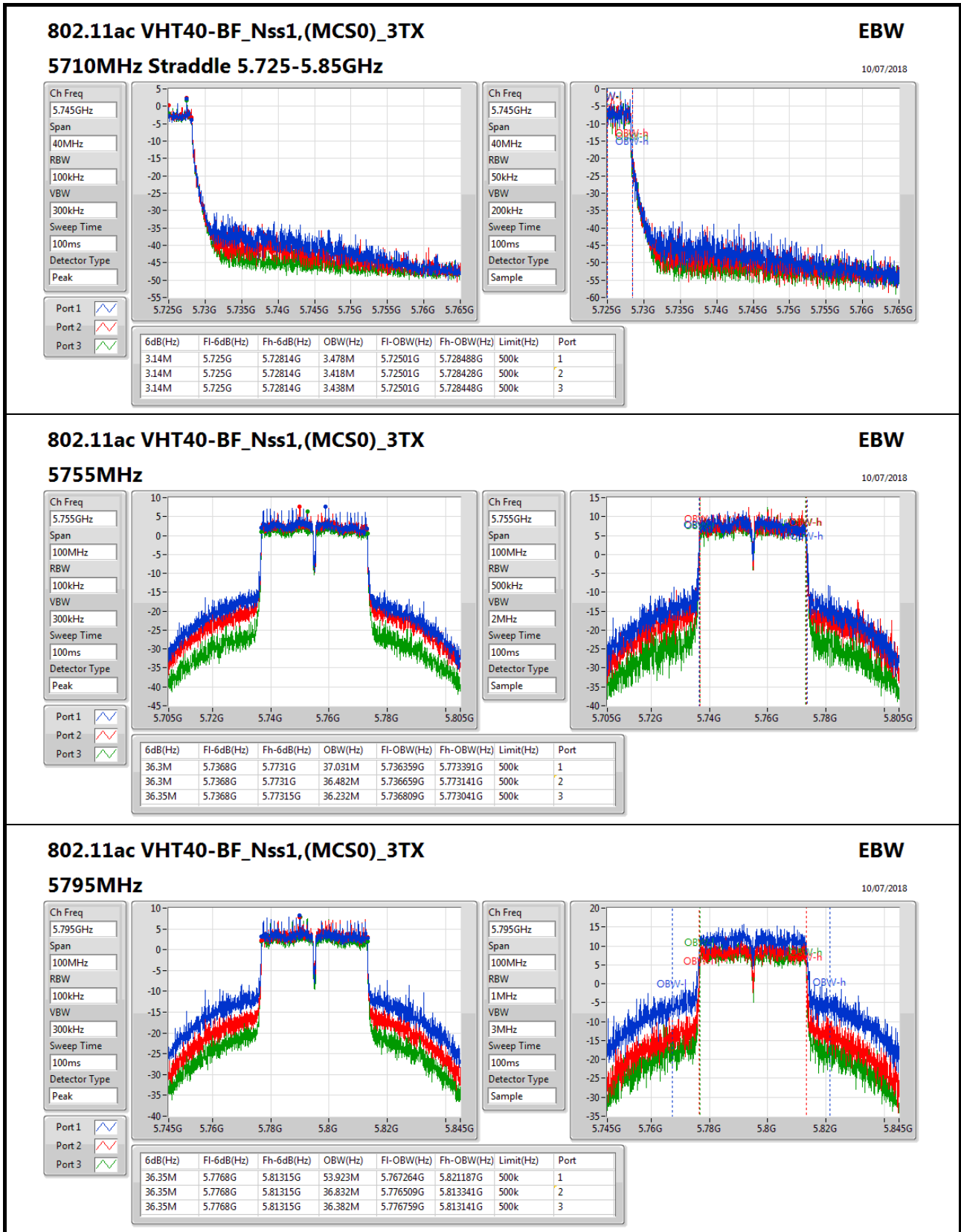


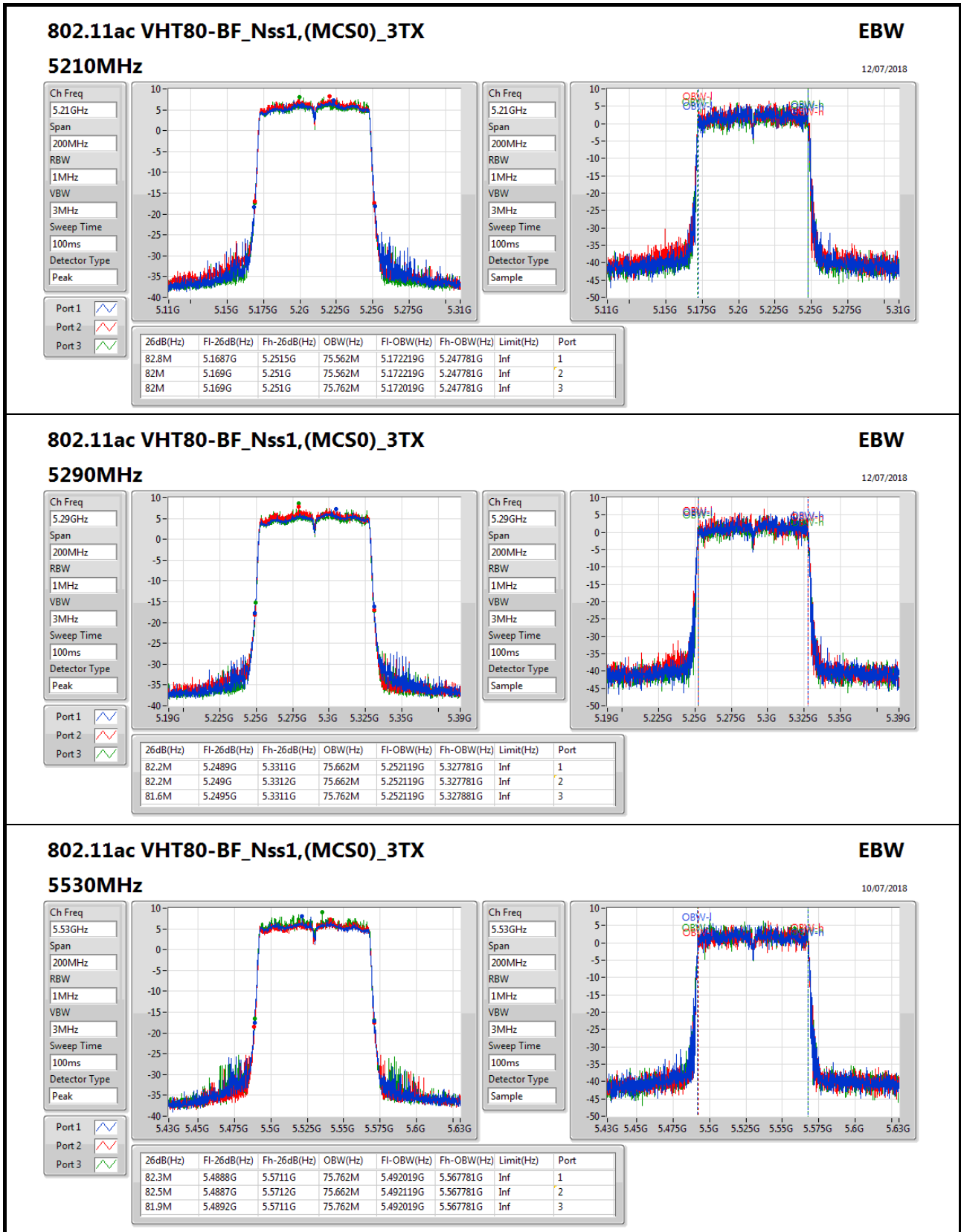


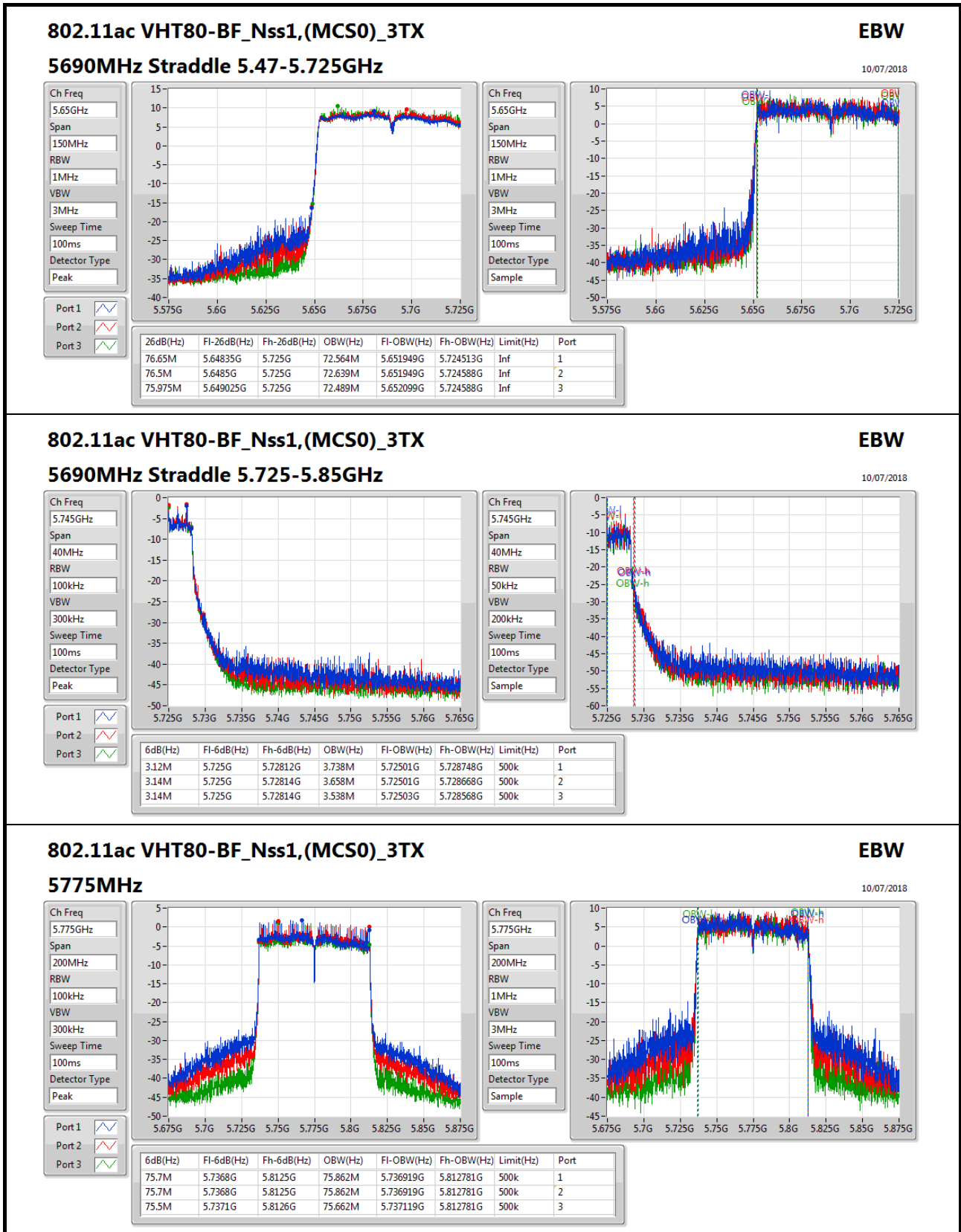














Summary

Mode	Total Power (dBm)	Total Power (W)
5.15-5.25GHz	-	-
802.11a_Nss1,(6Mbps)_3TX	23.84	0.24210
802.11ac VHT20-BF_Nss1,(MCS0)_3TX	26.57	0.45394
802.11ac VHT40-BF_Nss1,(MCS0)_3TX	26.19	0.41591
802.11ac VHT80-BF_Nss1,(MCS0)_3TX	20.97	0.12503
5.25-5.35GHz	-	-
802.11a_Nss1,(6Mbps)_3TX	23.85	0.24266
802.11ac VHT20-BF_Nss1,(MCS0)_3TX	23.64	0.23121
802.11ac VHT40-BF_Nss1,(MCS0)_3TX	23.77	0.23823
802.11ac VHT80-BF_Nss1,(MCS0)_3TX	20.66	0.11641
5.47-5.725GHz	-	-
802.11a_Nss1,(6Mbps)_3TX	23.63	0.23067
802.11ac VHT20-BF_Nss1,(MCS0)_3TX	22.32	0.17061
802.11ac VHT40-BF_Nss1,(MCS0)_3TX	22.43	0.17498
802.11ac VHT80-BF_Nss1,(MCS0)_3TX	22.28	0.16904
5.725-5.85GHz	-	-
802.11a_Nss1,(6Mbps)_3TX	29.95	0.98855
802.11ac VHT20-BF_Nss1,(MCS0)_3TX	27.91	0.61802
802.11ac VHT40-BF_Nss1,(MCS0)_3TX	27.93	0.62087
802.11ac VHT80-BF_Nss1,(MCS0)_3TX	24.31	0.26977



Result

Mode	Result	DG (dBi)	Port 1 (dBm)	Port 2 (dBm)	Port 3 (dBm)	Total Power (dBm)	Power Limit (dBm)
802.11a_Nss1,(6Mbps)_3TX	-	-	-	-	-	-	-
5180MHz	Pass	1.40	18.51	19.06	18.18	23.37	30.00
5200MHz	Pass	1.40	18.01	18.50	17.62	22.83	30.00
5240MHz	Pass	1.40	18.98	19.60	18.57	23.84	30.00
5260MHz	Pass	1.40	18.96	19.56	18.53	23.81	23.98
5300MHz	Pass	1.40	15.10	15.95	14.75	20.07	23.98
5320MHz	Pass	1.40	16.53	15.54	14.79	20.45	23.98
5500MHz	Pass	2.75	16.82	16.03	16.88	21.36	23.98
5580MHz	Pass	2.75	17.77	17.12	17.49	22.24	23.98
5700MHz	Pass	2.75	17.66	17.22	17.34	22.18	23.98
5720MHz Straddle 5.47-5.725GHz	Pass	2.75	16.44	16.24	16.19	21.06	22.75
5720MHz Straddle 5.725-5.85GHz	Pass	3.20	10.06	9.90	9.70	14.66	30.00
5745MHz	Pass	3.20	25.70	25.12	24.64	29.95	30.00
5785MHz	Pass	3.20	25.87	24.96	24.38	29.88	30.00
5825MHz	Pass	3.20	25.63	25.17	24.43	29.88	30.00
802.11ac VHT20-BF_Nss1,(MCS0)_3TX	-	-	-	-	-	-	-
5180MHz	Pass	6.17	18.65	19.26	18.41	23.56	29.83
5200MHz	Pass	6.17	19.77	20.38	19.48	24.66	29.83
5240MHz	Pass	6.17	21.86	21.97	21.56	26.57	29.83
5260MHz	Pass	6.17	18.79	19.26	18.53	23.64	23.81
5300MHz	Pass	6.17	17.92	18.44	17.57	22.76	23.81
5320MHz	Pass	6.17	18.15	18.07	17.52	22.69	23.81
5500MHz	Pass	7.52	17.49	17.38	17.77	22.32	22.46
5580MHz	Pass	7.52	17.31	17.45	17.74	22.27	22.46
5700MHz	Pass	7.52	17.53	17.68	17.31	22.28	22.46
5720MHz Straddle 5.47-5.725GHz	Pass	7.52	16.69	16.56	15.95	21.18	21.29
5720MHz Straddle 5.725-5.85GHz	Pass	7.97	10.84	10.61	10.09	15.30	28.03
5745MHz	Pass	7.97	23.62	23.09	22.27	27.80	28.03
5785MHz	Pass	7.97	23.21	23.35	22.52	27.81	28.03
5825MHz	Pass	7.97	23.54	23.33	22.46	27.91	28.03
802.11ac VHT40-BF_Nss1,(MCS0)_3TX	-	-	-	-	-	-	-
5190MHz	Pass	6.17	17.05	17.21	16.84	21.81	29.83
5230MHz	Pass	6.17	21.52	21.64	21.08	26.19	29.83
5270MHz	Pass	6.17	18.98	19.36	18.63	23.77	23.81
5310MHz	Pass	6.17	19.05	19.24	18.61	23.75	23.81
5510MHz	Pass	7.52	17.75	17.45	17.78	22.43	22.46
5550MHz	Pass	7.52	17.53	17.49	17.62	22.32	22.46
5670MHz	Pass	7.52	17.45	17.76	17.37	22.30	22.46
5710MHz Straddle 5.47-5.725GHz	Pass	7.52	17.74	17.66	17.44	22.39	22.46
5710MHz Straddle 5.725-5.85GHz	Pass	7.97	7.13	7.24	6.95	11.88	28.03
5755MHz	Pass	7.97	22.64	22.32	21.58	26.97	28.03
5795MHz	Pass	7.97	23.28	23.39	22.77	27.93	28.03
802.11ac VHT80-BF_Nss1,(MCS0)_3TX	-	-	-	-	-	-	-
5210MHz	Pass	6.17	16.15	16.42	16.03	20.97	29.83



Power Result

Appendix C

Mode	Result	DG (dBi)	Port 1 (dBm)	Port 2 (dBm)	Port 3 (dBm)	Total Power (dBm)	Power Limit (dBm)
5290MHz	Pass	6.17	15.97	16.14	15.55	20.66	23.81
5530MHz	Pass	7.52	16.35	16.19	16.28	21.05	22.46
5690MHz Straddle 5.47-5.725GHz	Pass	7.52	17.51	17.57	17.45	22.28	22.46
5690MHz Straddle 5.725-5.85GHz	Pass	7.97	2.73	3.05	2.85	7.65	28.03
5775MHz	Pass	7.97	19.87	19.68	19.03	24.31	28.03

DG = Directional Gain; **Port X** = Port X output power



Summary

Mode	PD (dBm/RBW)
5.15-5.25GHz	-
802.11a_Nss1,(6Mbps)_3TX	11.12
802.11ac VHT20-BF_Nss1,(MCS0)_3TX	13.25
802.11ac VHT40-BF_Nss1,(MCS0)_3TX	10.1
802.11ac VHT80-BF_Nss1,(MCS0)_3TX	1.96
5.25-5.35GHz	-
802.11a_Nss1,(6Mbps)_3TX	10.58
802.11ac VHT20-BF_Nss1,(MCS0)_3TX	10.54
802.11ac VHT40-BF_Nss1,(MCS0)_3TX	7.82
802.11ac VHT80-BF_Nss1,(MCS0)_3TX	1.58
5.47-5.725GHz	-
802.11a_Nss1,(6Mbps)_3TX	9.46
802.11ac VHT20-BF_Nss1,(MCS0)_3TX	9.37
802.11ac VHT40-BF_Nss1,(MCS0)_3TX	6.73
802.11ac VHT80-BF_Nss1,(MCS0)_3TX	3.39
5.725-5.85GHz	-
802.11a_Nss1,(6Mbps)_3TX	15.74
802.11ac VHT20-BF_Nss1,(MCS0)_3TX	12.82
802.11ac VHT40-BF_Nss1,(MCS0)_3TX	10.27
802.11ac VHT80-BF_Nss1,(MCS0)_3TX	3.65

RBW = 500kHz for 5.725-5.85GHz band / 1MHz for other band;



Result

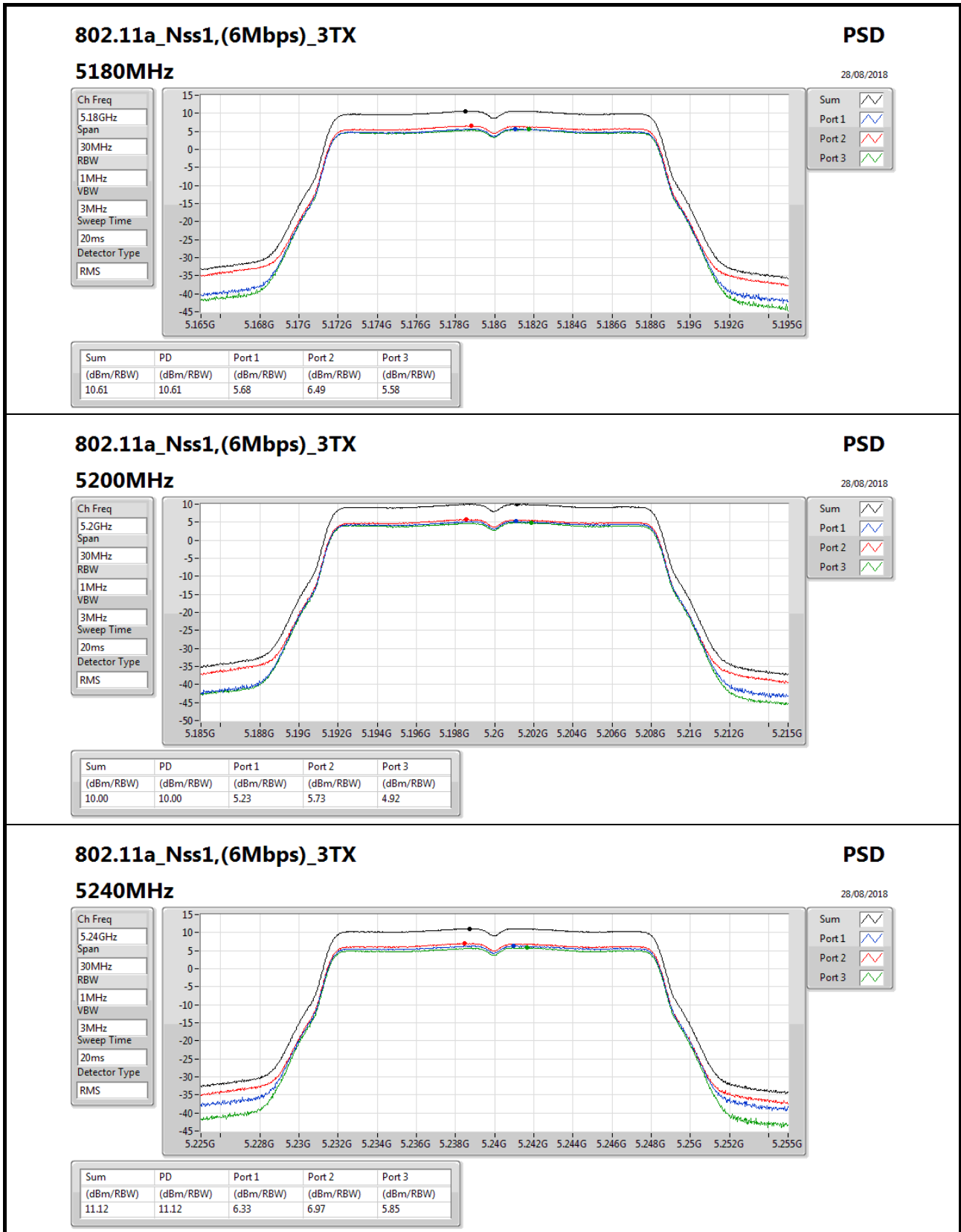
Mode	Result	DG (dBi)	Port 1 (dBm/RBW)	Port 2 (dBm/RBW)	Port 3 (dBm/RBW)	PD (dBm/RBW)	PD Limit (dBm/RBW)
802.11a_Nss1,(6Mbps)_3TX	-	-	-	-	-	-	-
5180MHz	Pass	6.17	5.68	6.49	5.58	10.61	16.83
5200MHz	Pass	6.17	5.23	5.73	4.92	10.00	16.83
5240MHz	Pass	6.17	6.33	6.97	5.85	11.12	16.83
5260MHz	Pass	6.17	5.77	6.38	5.40	10.58	10.83
5300MHz	Pass	6.17	2.37	2.84	2.06	7.14	10.83
5320MHz	Pass	6.17	2.35	2.75	2.17	7.14	10.83
5500MHz	Pass	7.52	3.88	3.31	4.19	8.55	9.48
5580MHz	Pass	7.52	4.94	4.43	4.84	9.46	9.48
5700MHz	Pass	7.52	4.80	4.28	4.54	9.29	9.48
5720MHz Straddle 5.47-5.725GHz	Pass	7.52	4.84	4.70	4.39	9.37	9.48
5720MHz Straddle 5.725-5.85GHz	Pass	7.97	2.50	2.30	2.26	7.05	28.03
5745MHz	Pass	7.97	11.17	10.77	10.27	15.47	28.03
5785MHz	Pass	7.97	11.58	11.06	10.26	15.74	28.03
5825MHz	Pass	7.97	10.88	10.67	10.01	15.29	28.03
802.11ac VHT20-BF_Nss1,(MCS0)_3TX	-	-	-	-	-	-	-
5180MHz	Pass	6.17	5.35	6.05	5.26	10.28	16.83
5200MHz	Pass	6.17	6.58	7.1	6.34	11.39	16.83
5240MHz	Pass	6.17	8.62	8.75	8.26	13.25	16.83
5260MHz	Pass	6.17	5.81	6.27	5.39	10.54	10.83
5300MHz	Pass	6.17	4.81	5.41	4.34	9.60	10.83
5320MHz	Pass	6.17	5.03	4.81	4.26	9.42	10.83
5500MHz	Pass	7.52	4.92	4.35	4.76	9.37	9.48
5580MHz	Pass	7.52	4.53	4.63	4.69	9.33	9.48
5700MHz	Pass	7.52	4.78	4.8	4.27	9.35	9.48
5720MHz Straddle 5.47-5.725GHz	Pass	7.52	4.71	4.54	3.92	9.09	9.48
5720MHz Straddle 5.725-5.85GHz	Pass	7.97	2.32	2.17	1.56	6.72	28.03
5745MHz	Pass	7.97	8.56	8.12	7.3	12.71	28.03
5785MHz	Pass	7.97	7.96	8.33	7.46	12.62	28.03
5825MHz	Pass	7.97	8.62	8.31	7.35	12.82	28.03
802.11ac VHT40-BF_Nss1,(MCS0)_3TX	-	-	-	-	-	-	-
5190MHz	Pass	6.17	1.22	1.31	0.97	5.89	16.83
5230MHz	Pass	6.17	5.68	5.48	5.11	10.10	16.83
5270MHz	Pass	6.17	2.96	3.68	2.64	7.82	10.83
5310MHz	Pass	6.17	3.21	3.19	2.88	7.78	10.83
5510MHz	Pass	7.52	1.8	1.17	1.61	6.21	9.48
5550MHz	Pass	7.52	1.3	1.46	1.66	6.17	9.48
5670MHz	Pass	7.52	1.39	1.51	1.57	6.23	9.48
5710MHz Straddle 5.47-5.725GHz	Pass	7.52	2.24	2.04	1.72	6.73	9.48
5710MHz Straddle 5.725-5.85GHz	Pass	7.97	-0.29	-0.15	-0.49	4.43	28.03
5755MHz	Pass	7.97	5.17	4.81	4.02	9.40	28.03
5795MHz	Pass	7.97	5.64	6.06	5.11	10.27	28.03
802.11ac VHT80-BF_Nss1,(MCS0)_3TX	-	-	-	-	-	-	-
5210MHz	Pass	6.17	-2.64	-2.34	-3.16	1.96	16.83

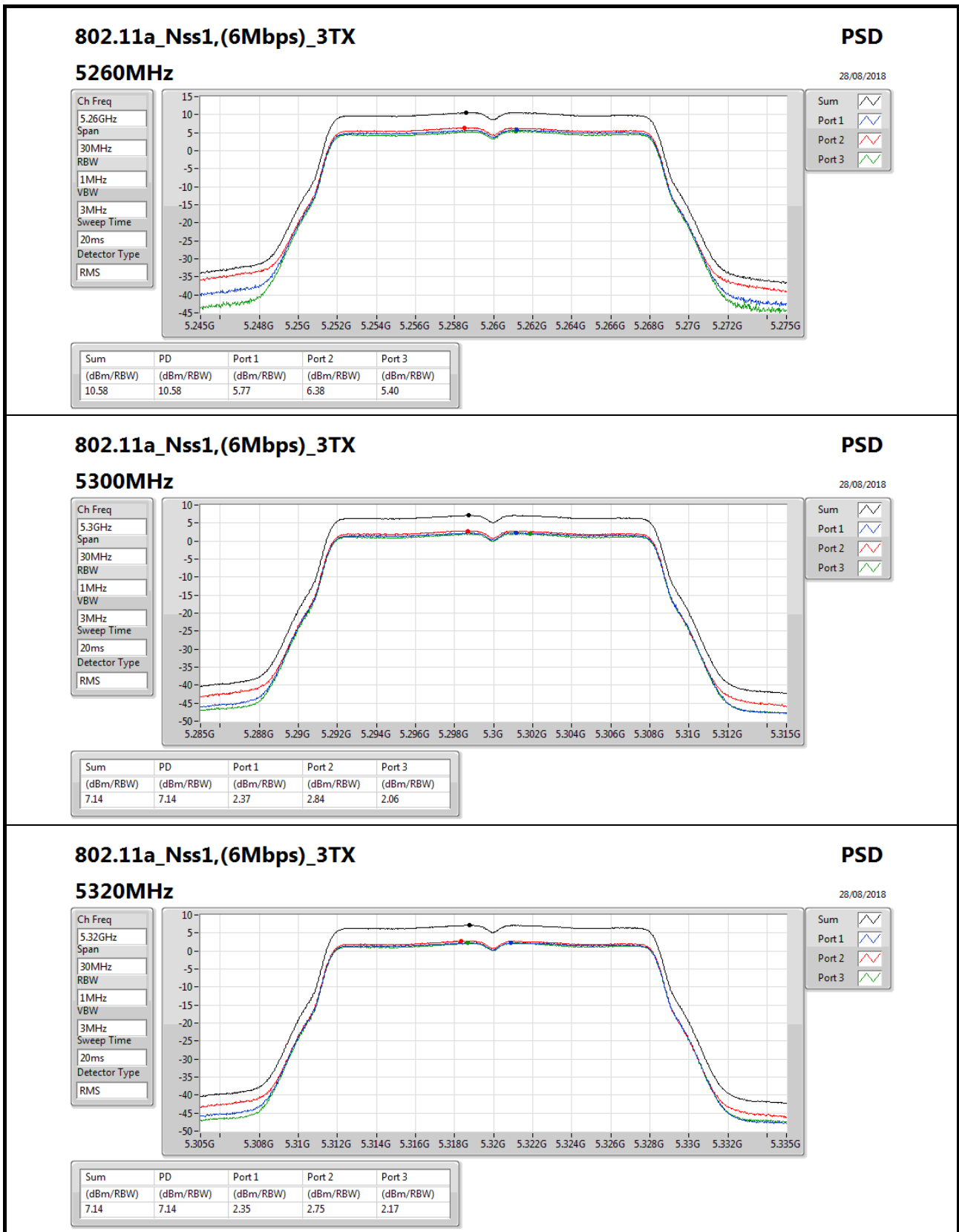


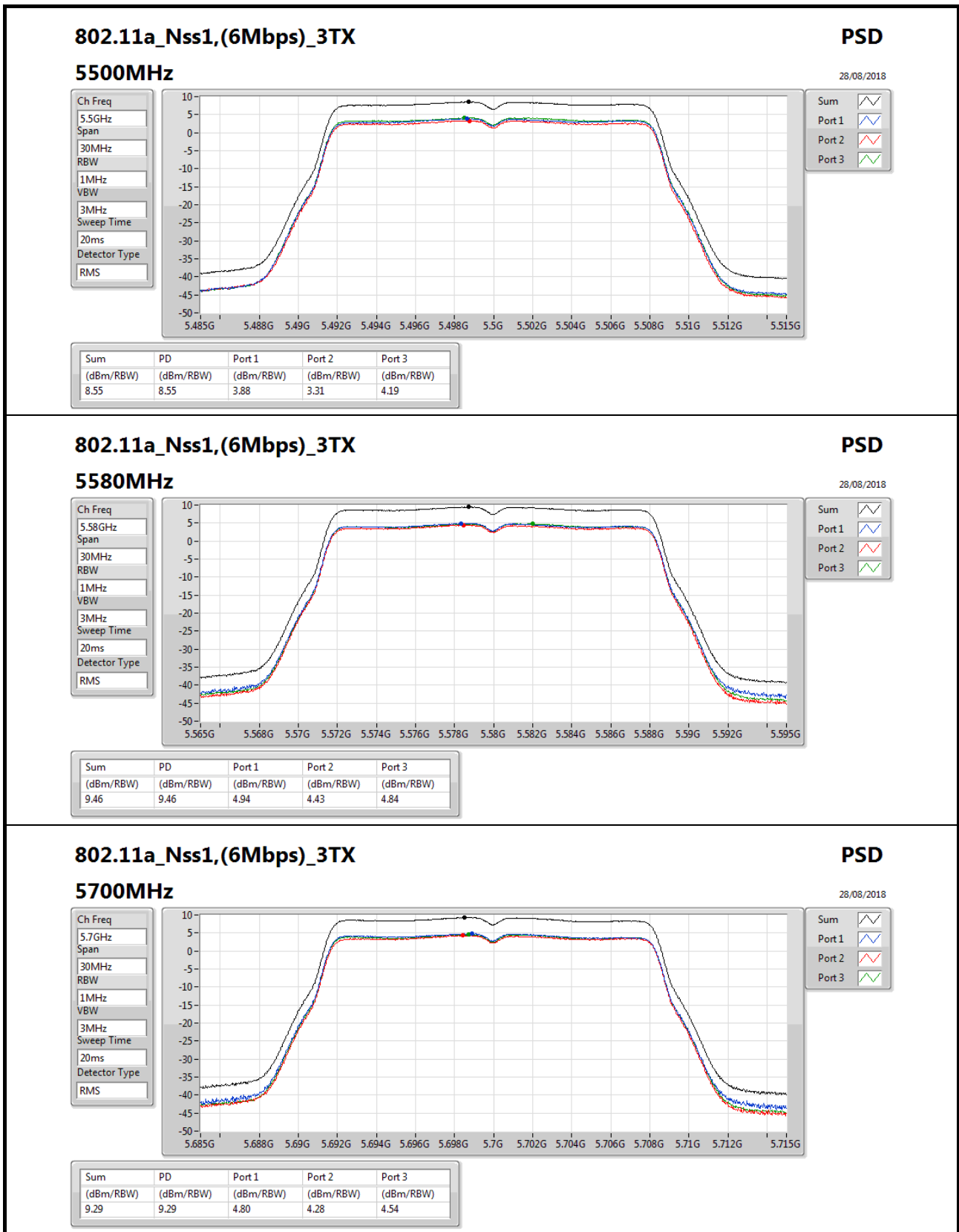
Mode	Result	DG (dBi)	Port 1 (dBm/RBW)	Port 2 (dBm/RBW)	Port 3 (dBm/RBW)	PD (dBm/RBW)	PD Limit (dBm/RBW)
5290MHz	Pass	6.17	-2.91	-2.79	-3.59	1.58	10.83
5530MHz	Pass	7.52	-2.75	-3.06	-2.69	1.86	9.48
5690MHz Straddle 5.47-5.725GHz	Pass	7.52	-1.29	-1.26	-1.3	3.39	9.48
5690MHz Straddle 5.725-5.85GHz	Pass	7.97	-4.87	-4.45	-4.68	0.03	28.03
5775MHz	Pass	7.97	-0.74	-1.03	-1.39	3.65	28.03

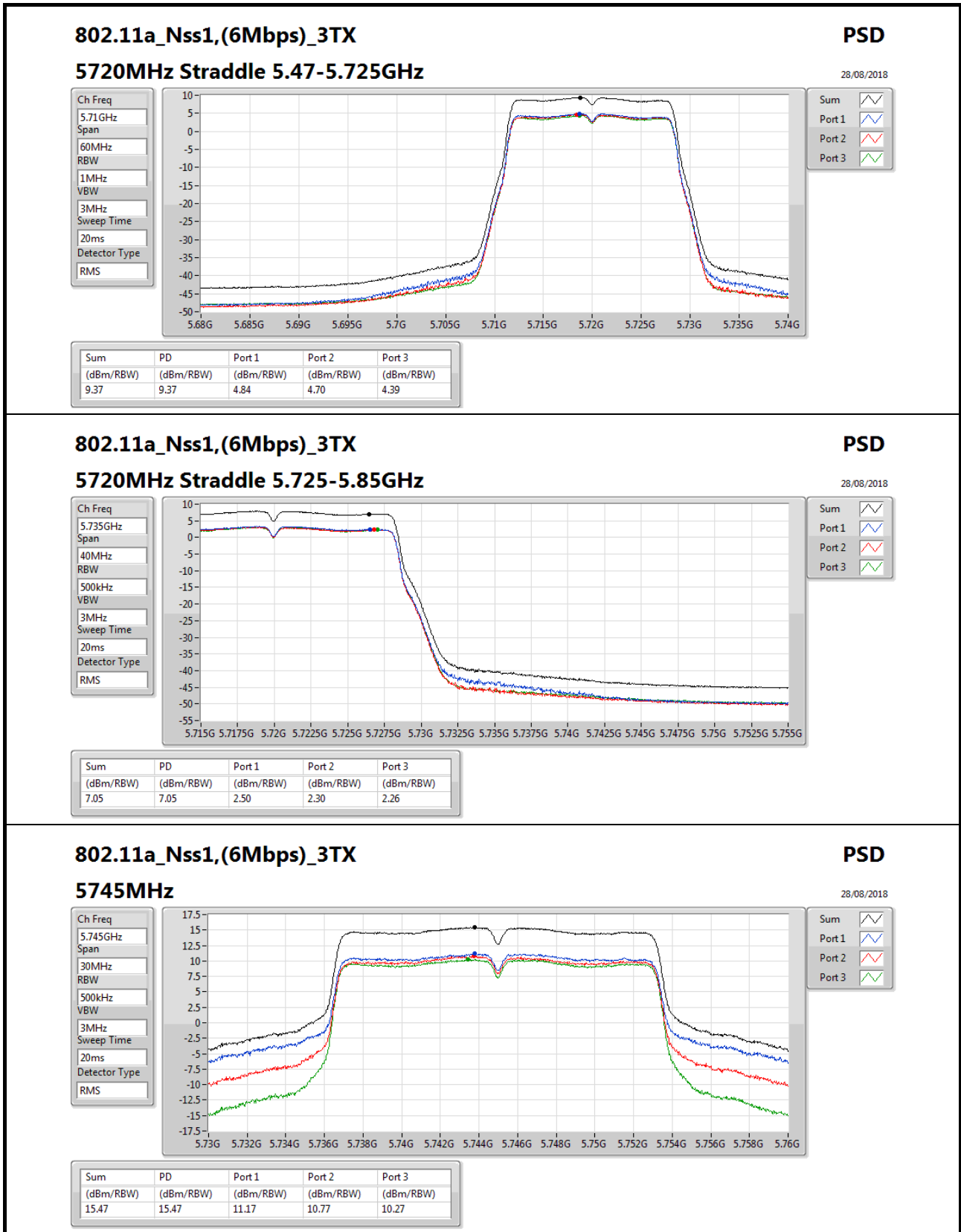
DG = Directional Gain; **RBW** = 500kHz for 5.725-5.85GHz band / 1MHz for other band;

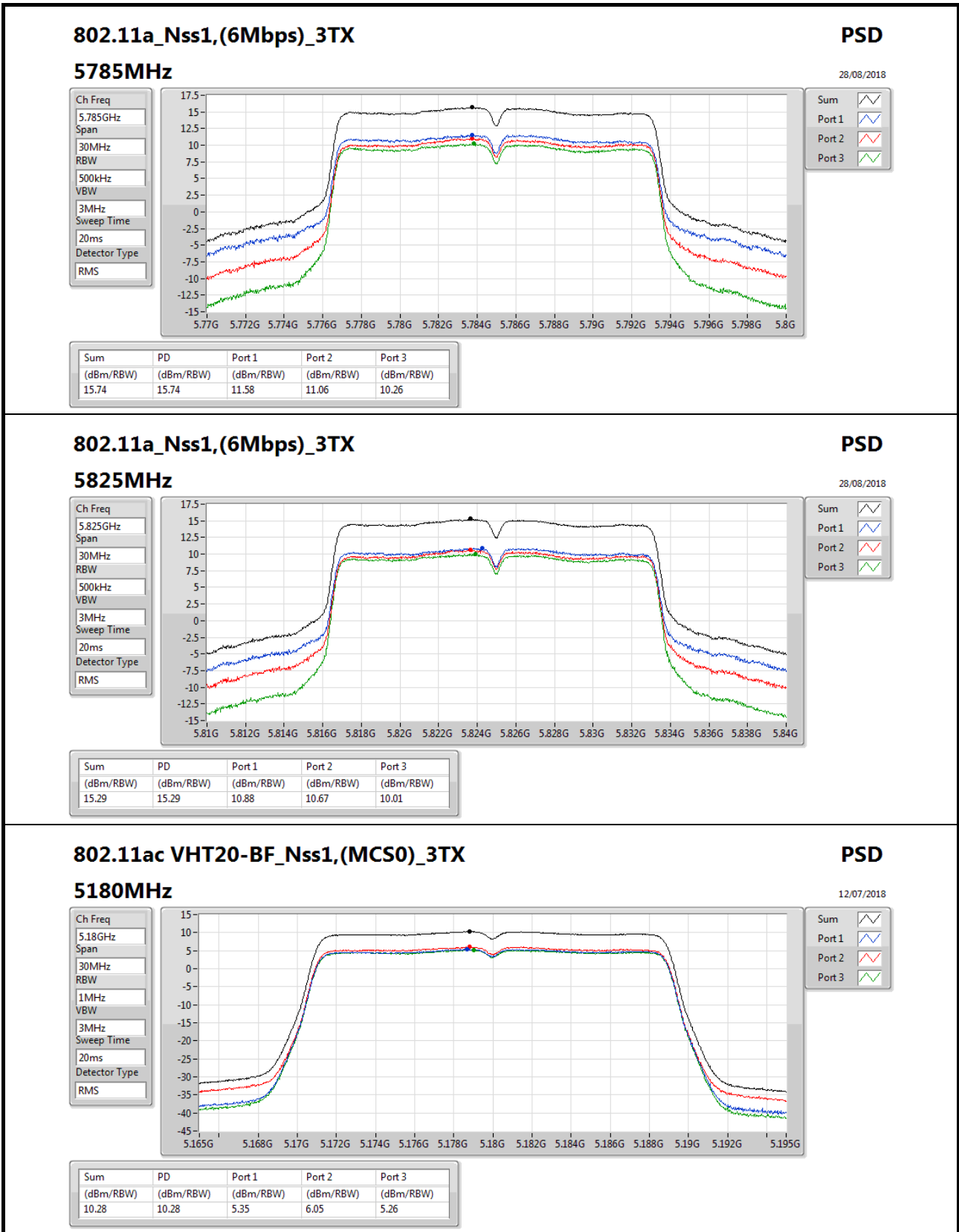
PD = trace bin-by-bin of each transmits port summing can be performed maximum power density; **Port X** = Port Xpower density;

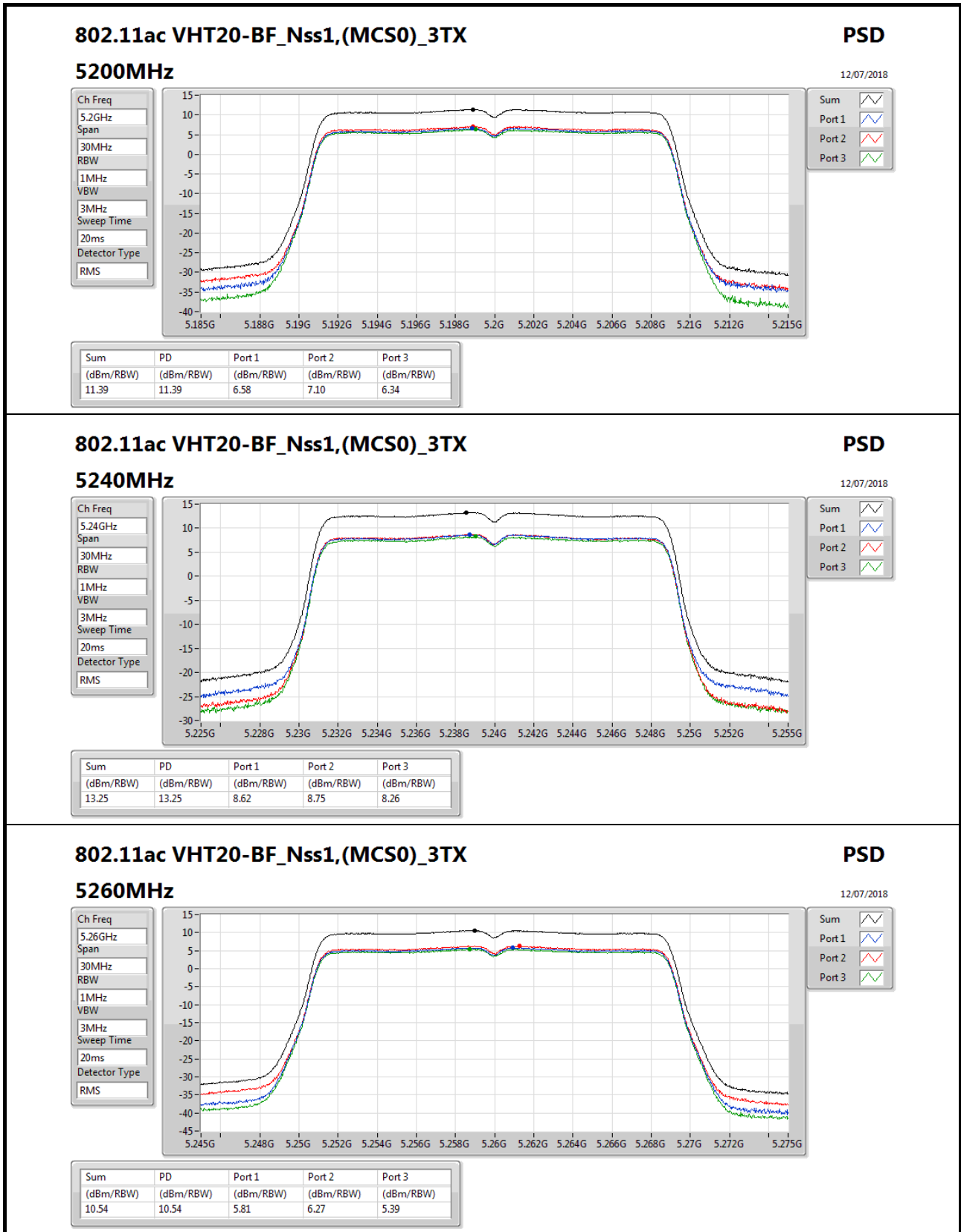


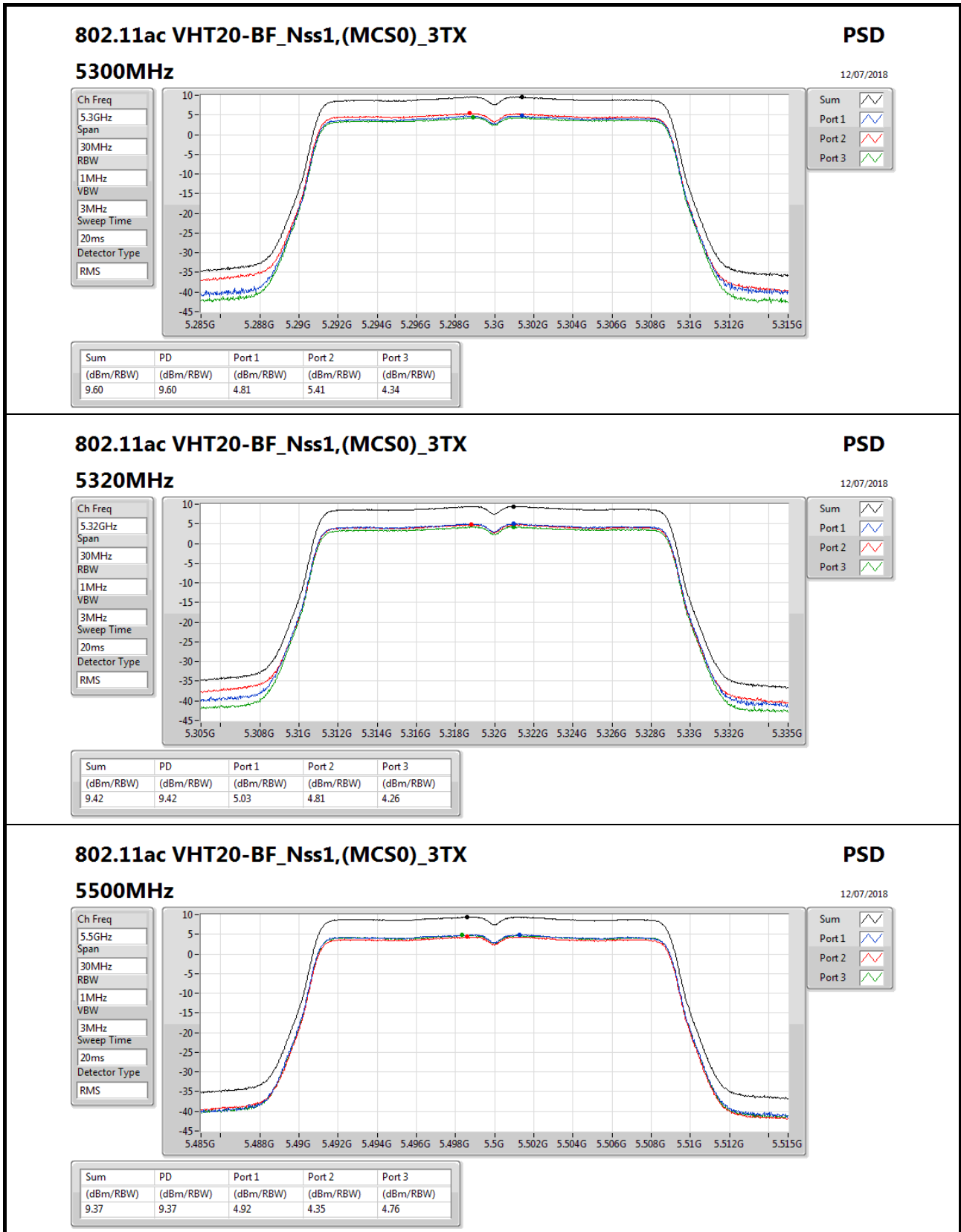


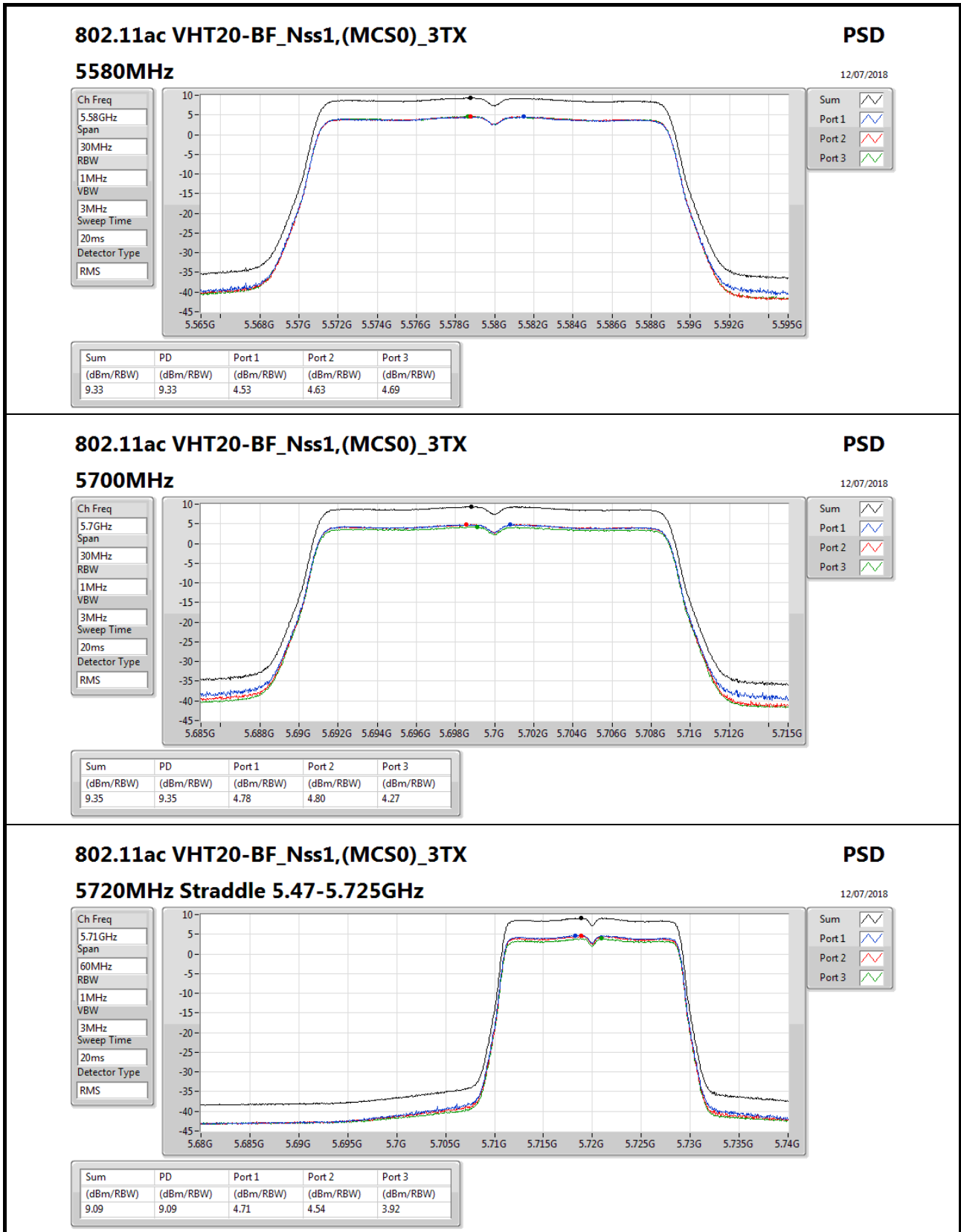


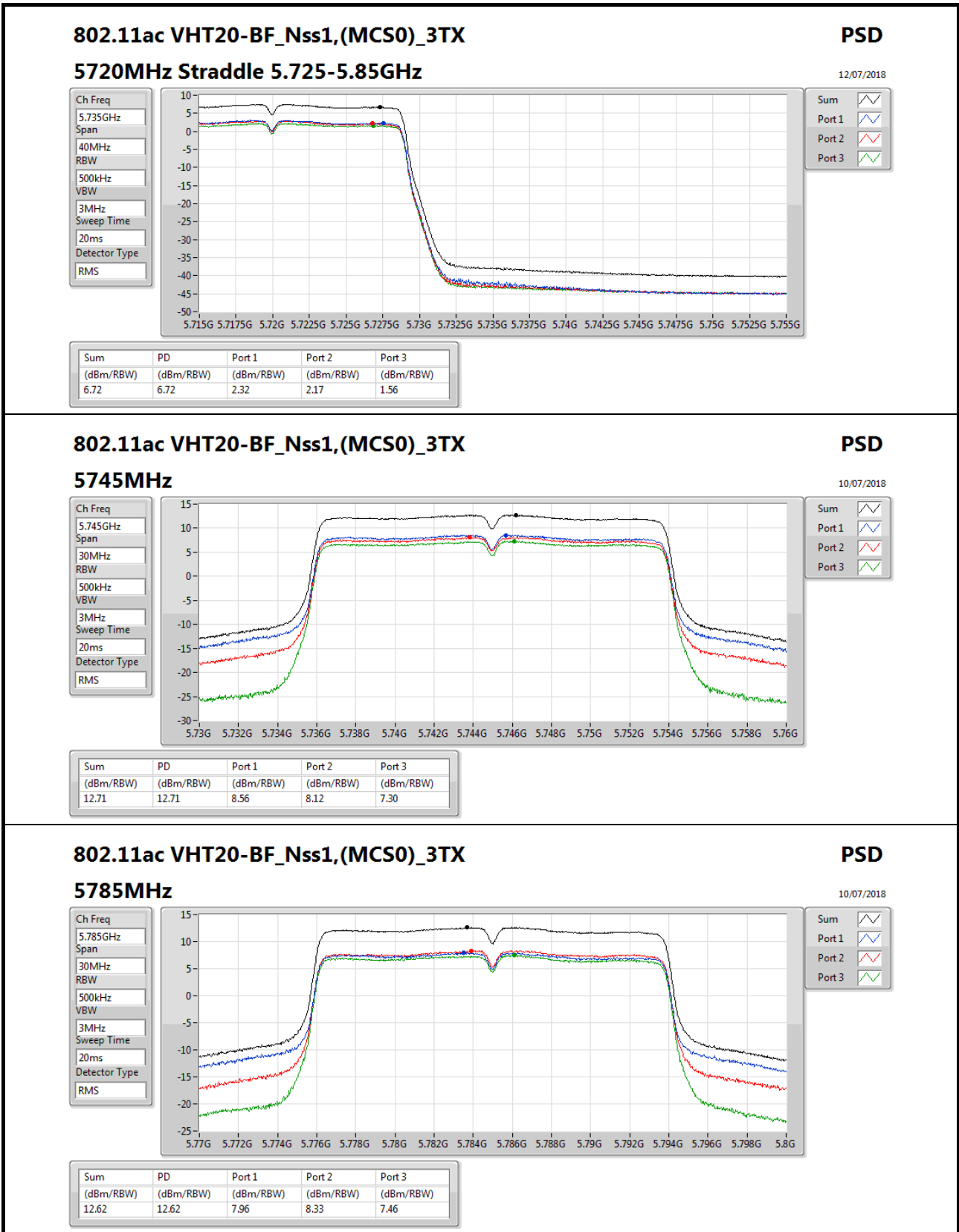


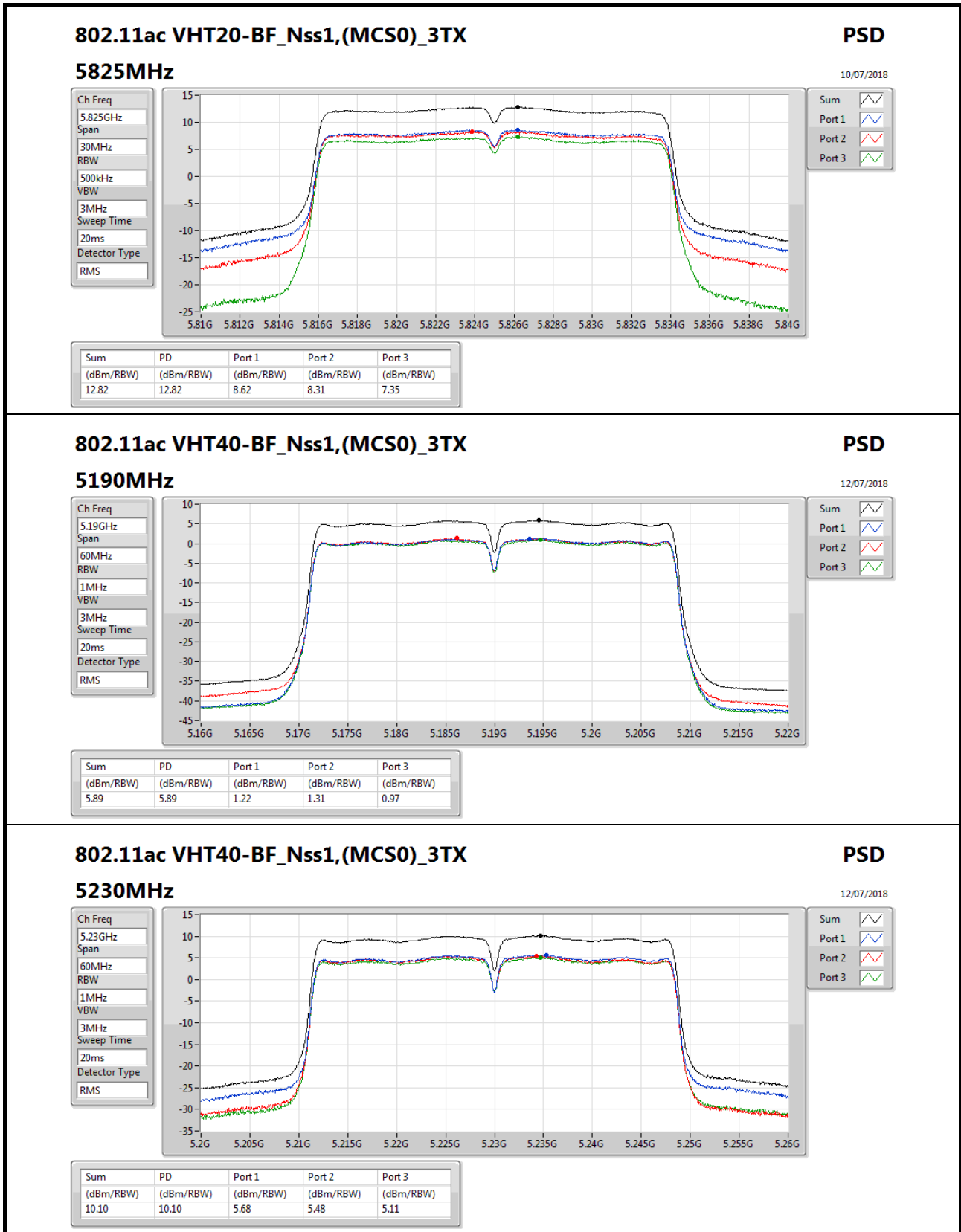


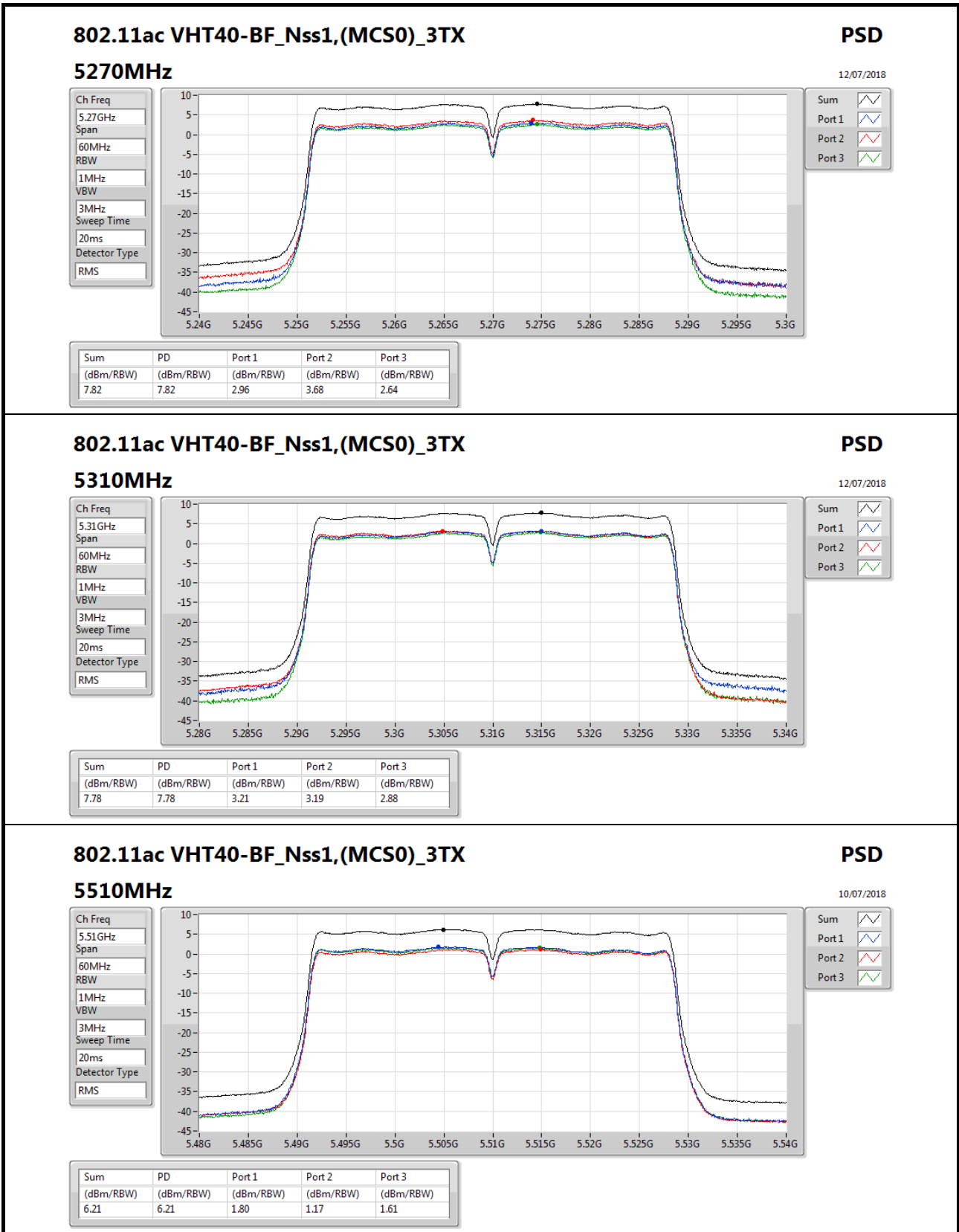


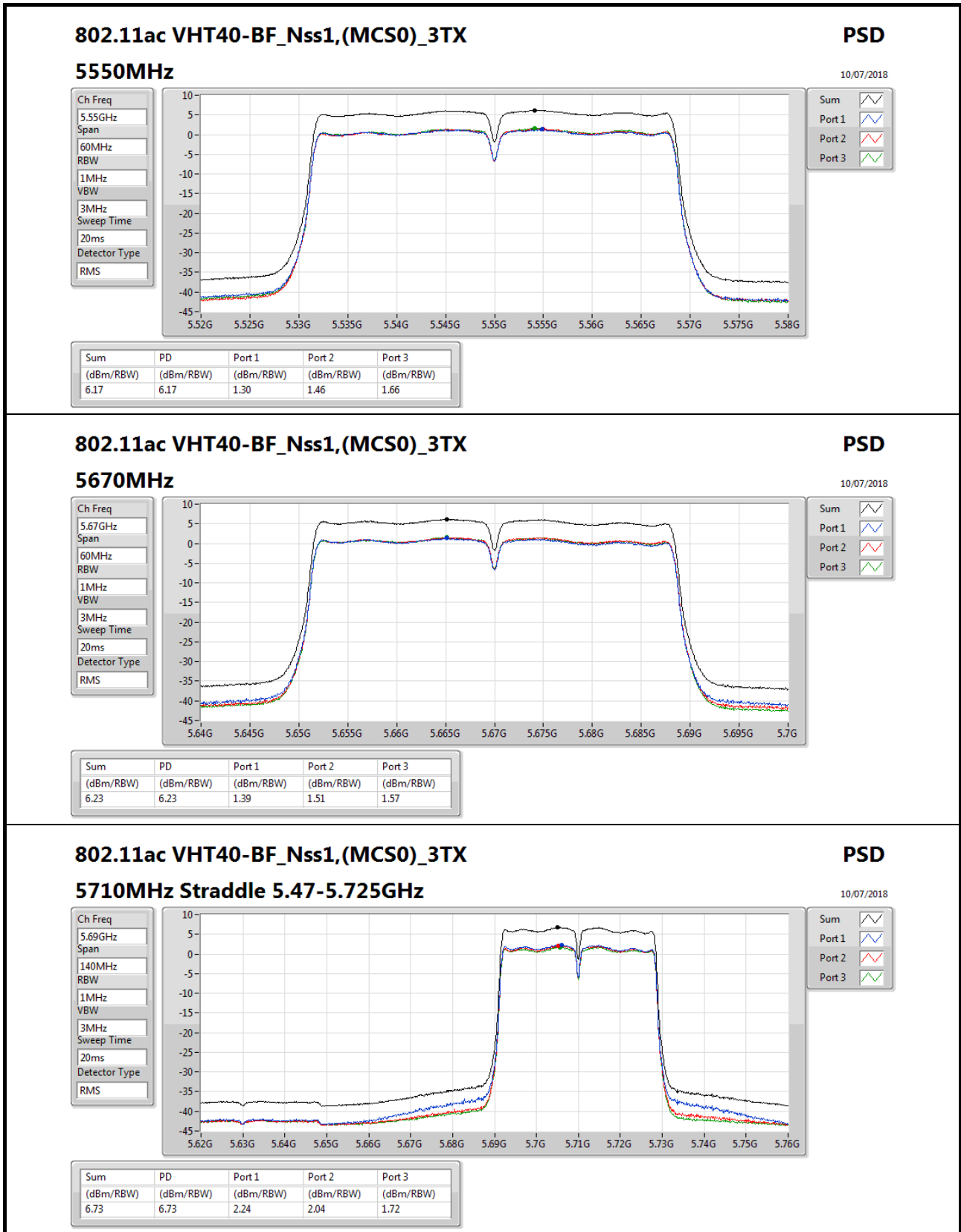


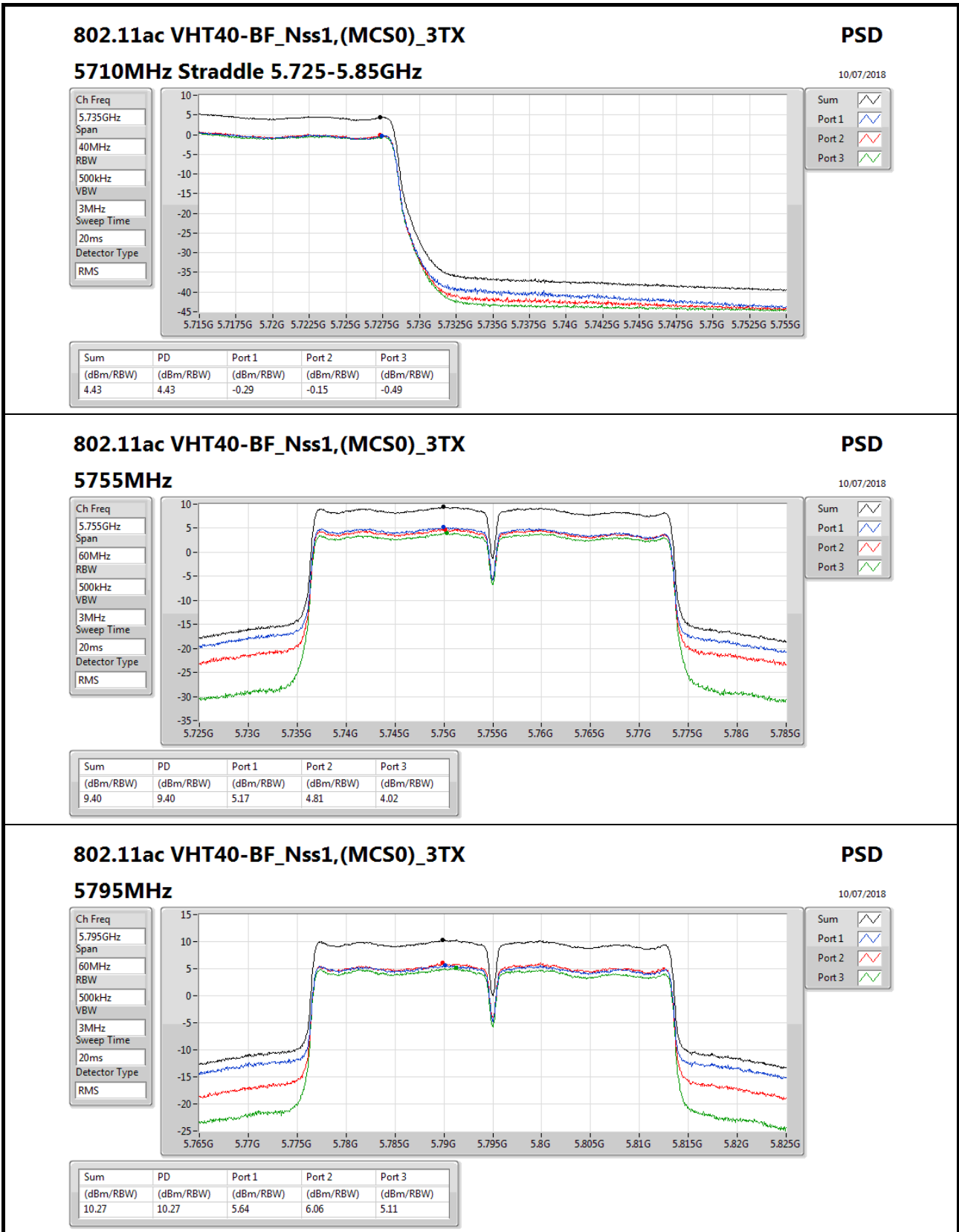


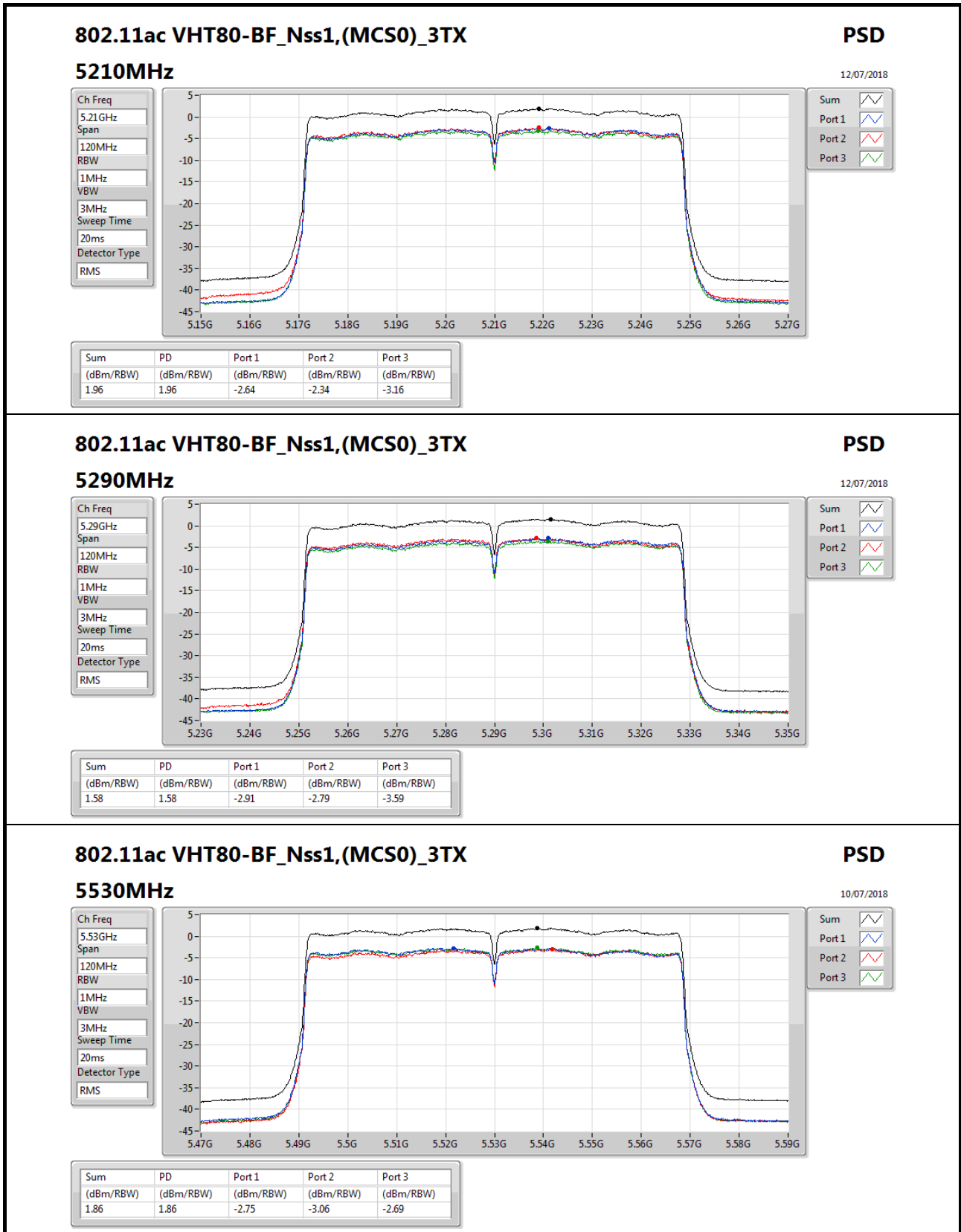


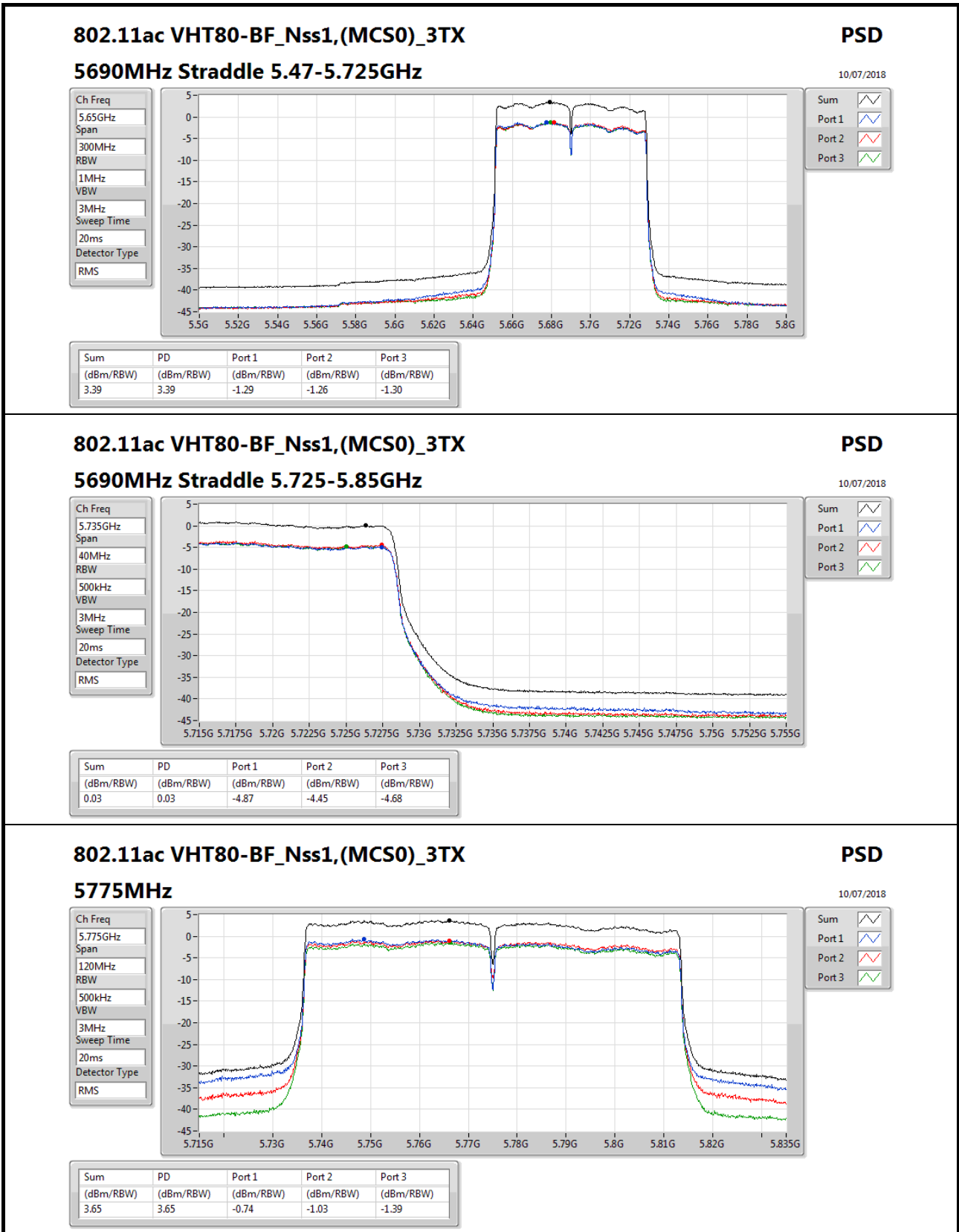






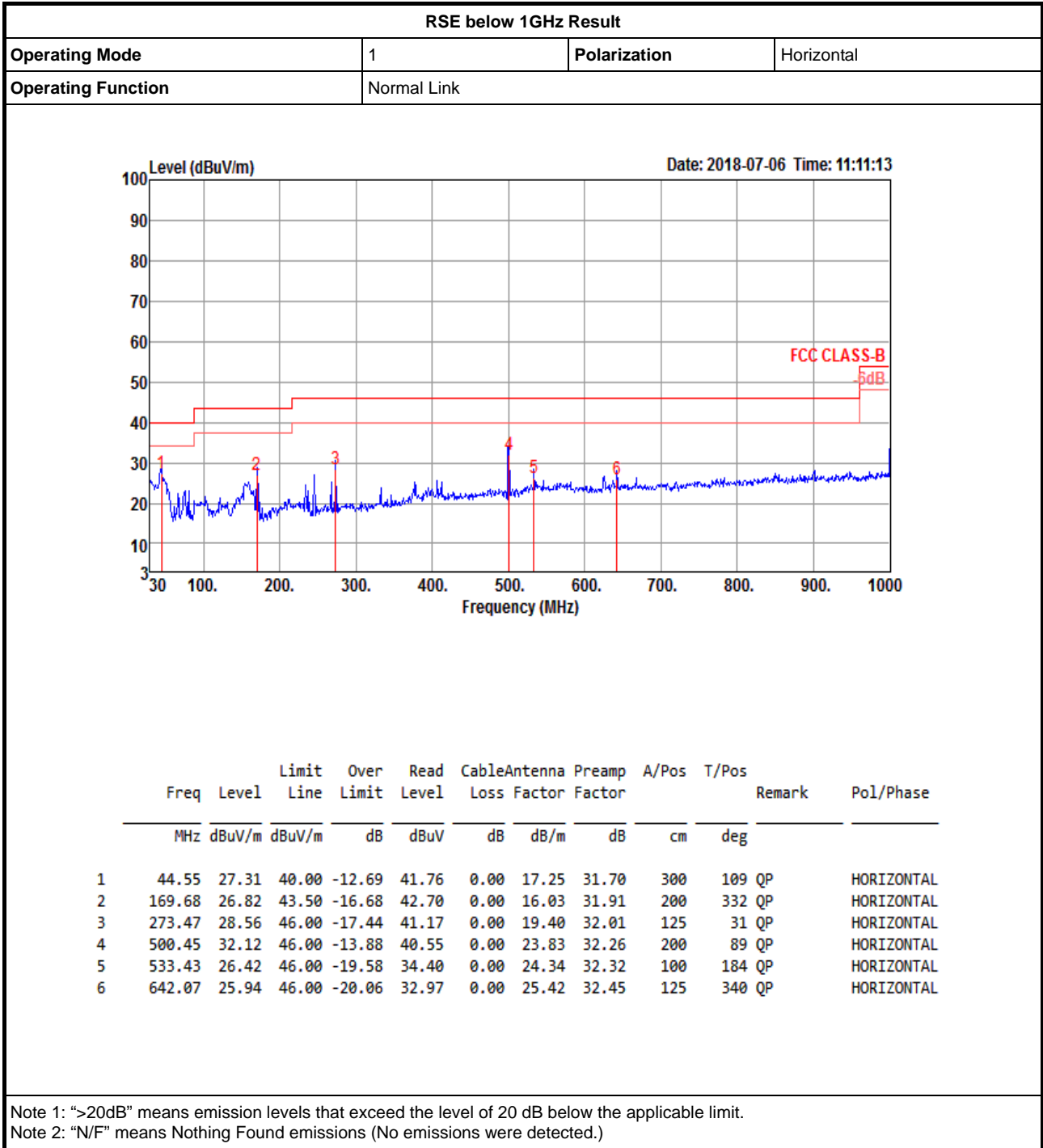






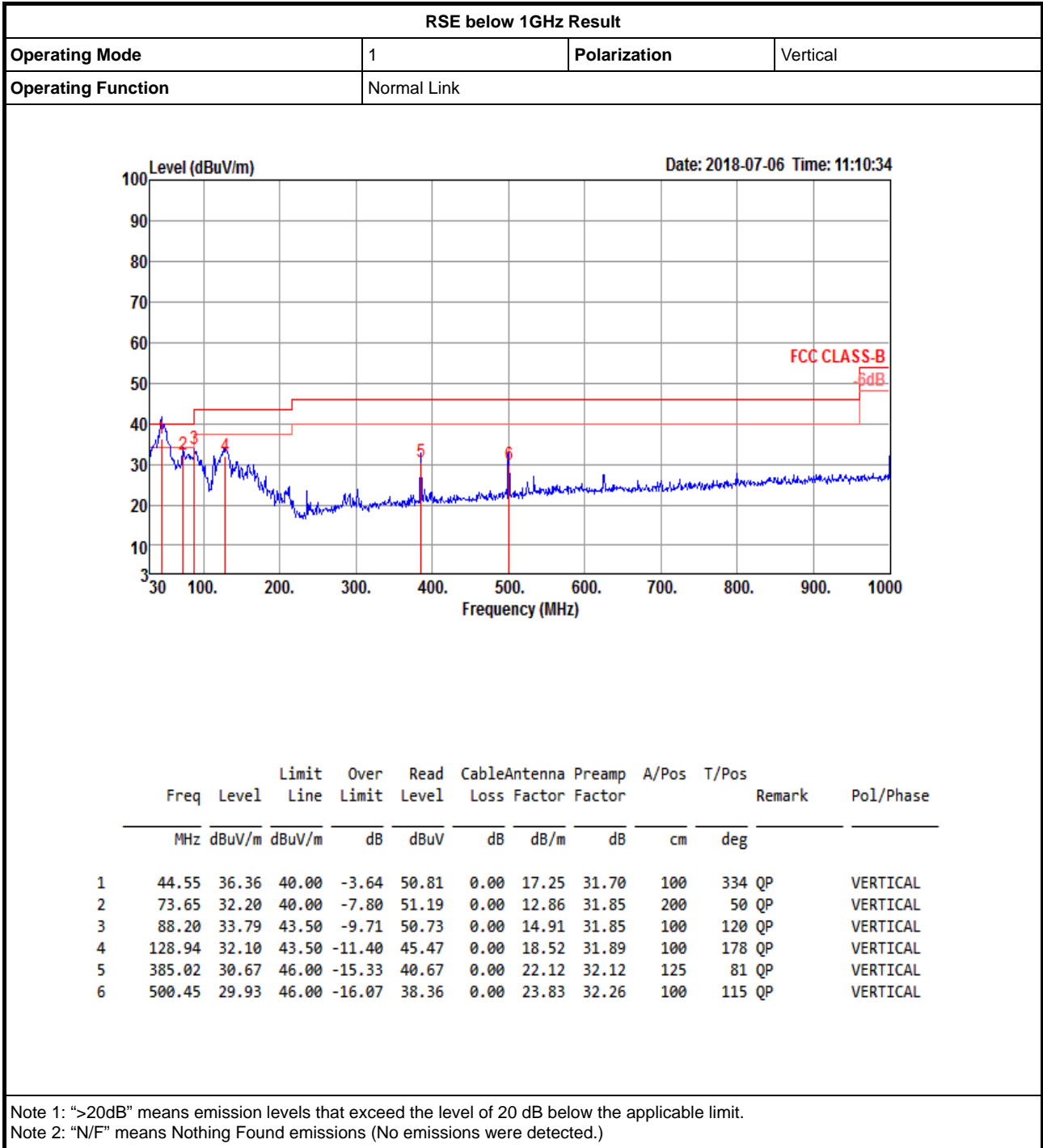


RSE below 1GHz Result





RSE below 1GHz Result





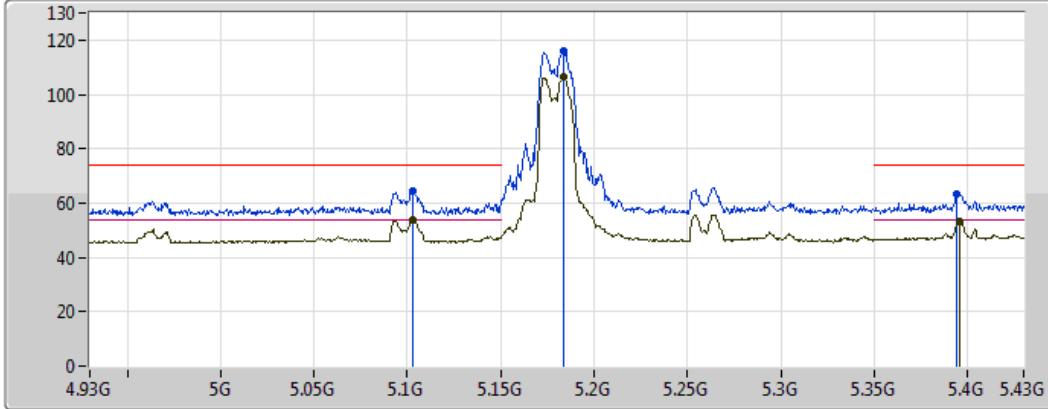
Summary

Mode	Result	Type	Freq (Hz)	Level (dBuV/m)	Limit (dBuV/m)	Margin (dB)	Factor (dB)	Dist (m)	Condition	Azimuth (°)	Height (m)	Comments
5.25-5.35GHz	-	-	-	-	-	-	-	-	-	-	-	-
802.11ac VHT20-BF_Nss1,(MCS0)_3TX	Pass	AV	5.4025G	53.98	54.00	-0.02	6.73	3	Vertical	178	1.00	-

802.11a_Nss1,(6Mbps)_3TX

5180MHz_TX

27/08/2018



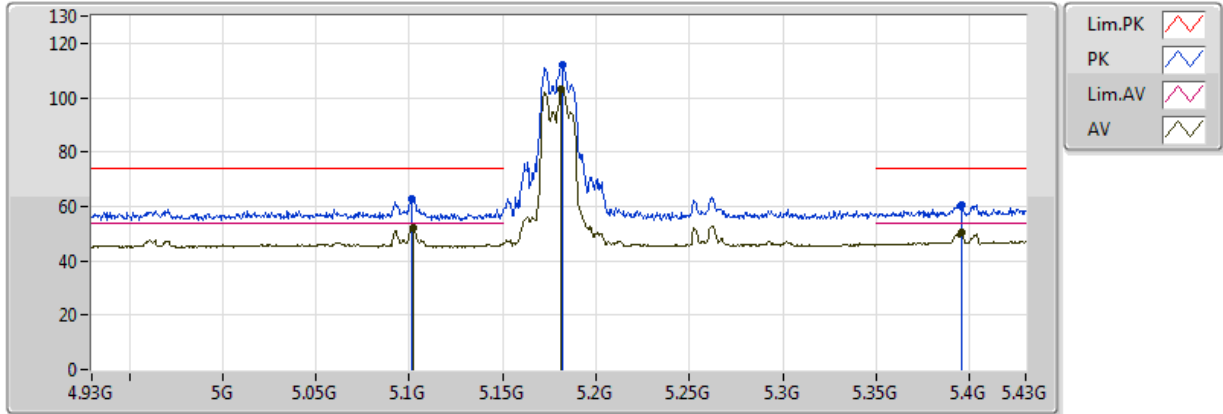
EUT Y_3TX
Setting 69
01-C-4-10
FSP(100304)

Type	Freq (Hz)	Level (dBuV/m)	Limit (dBuV/m)	Margin (dB)	Factor (dB)	Dist (m)	Condition	Azimuth (°)	Height (m)	Comments
PK	5.103G	64.29	74.00	-9.71	4.84	3	Vertical	168	1.14	-
AV	5.103G	53.70	54.00	-0.30	4.84	3	Vertical	168	1.14	-
PK	5.1835G	115.83	Inf	-Inf	4.94	3	Vertical	168	1.14	-
AV	5.1835G	106.37	Inf	-Inf	4.94	3	Vertical	168	1.14	-
PK	5.3945G	63.25	74.00	-10.75	5.77	3	Vertical	168	1.14	-
AV	5.3955G	53.21	54.00	-0.79	5.77	3	Vertical	168	1.14	-

802.11a_Nss1,(6Mbps)_3TX

5180MHz_TX

27/08/2018



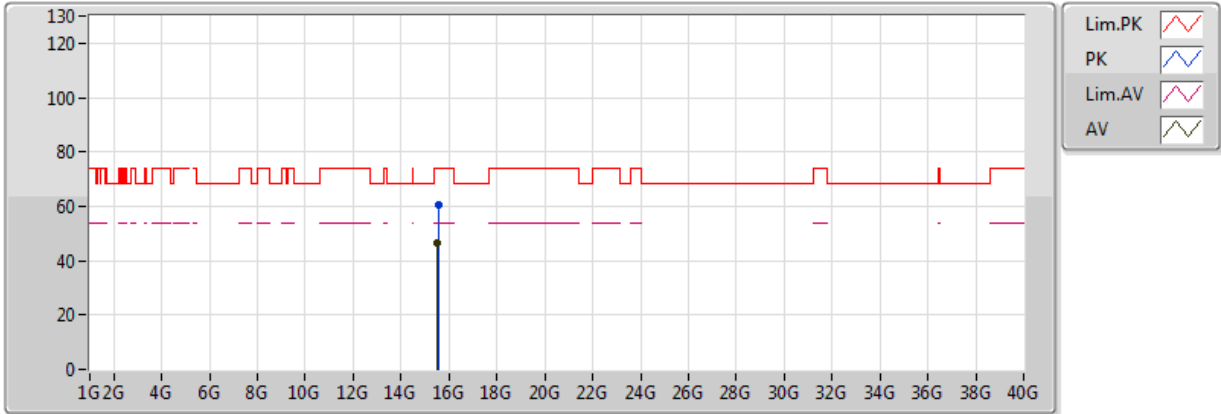
EUT Y_3TX
Setting 69
01-C-4-10
FSP(100304)

Type	Freq (Hz)	Level (dBuV/m)	Limit (dBuV/m)	Margin (dB)	Factor (dB)	Dist (m)	Condition	Azimuth (°)	Height (m)	Comments
PK	5.1015G	62.79	74.00	-11.21	4.84	3	Horizontal	62	2.49	-
AV	5.102G	51.90	54.00	-2.10	4.84	3	Horizontal	62	2.49	-
PK	5.182G	112.05	Inf	-Inf	4.94	3	Horizontal	62	2.49	-
AV	5.1815G	102.96	Inf	-Inf	4.94	3	Horizontal	62	2.49	-
PK	5.3955G	60.73	74.00	-13.27	5.77	3	Horizontal	62	2.49	-
AV	5.396G	50.31	54.00	-3.69	5.77	3	Horizontal	62	2.49	-

802.11a_Nss1,(6Mbps)_3TX

5180MHz_TX

27/08/2018



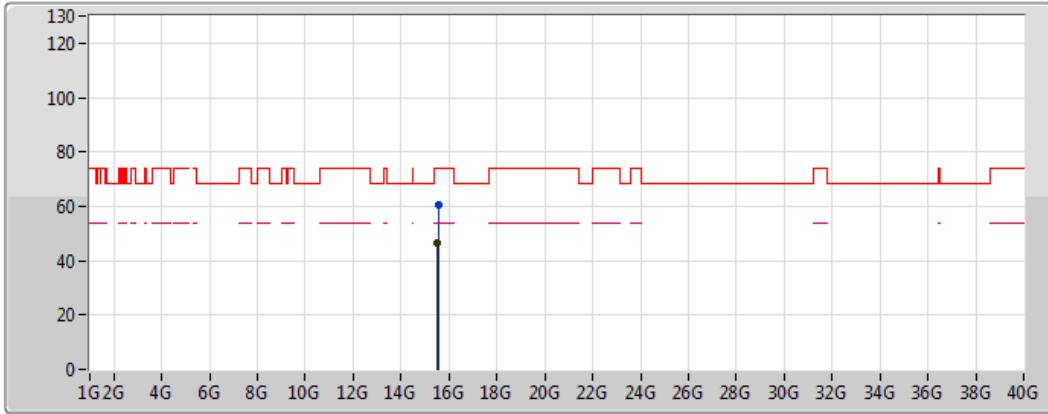
EUT Y_3TX
 Setting 69
 01-E-2
 FSP(100304)





Type	Freq (Hz)	Level (dBuV/m)	Limit (dBuV/m)	Margin (dB)	Factor (dB)	Dist (m)	Condition	Azimuth (°)	Height (m)	Comments
PK	15.54261G	60.38	74.00	-13.62	15.93	3	Vertical	135	1.50	-
AV	15.52701G	46.73	54.00	-7.27	15.95	3	Vertical	135	1.50	-

802.11a_Nss1,(6Mbps)_3TX

5180MHz_TX

27/08/2018



- Lim.PK 
- PK 
- Lim.AV 
- AV 

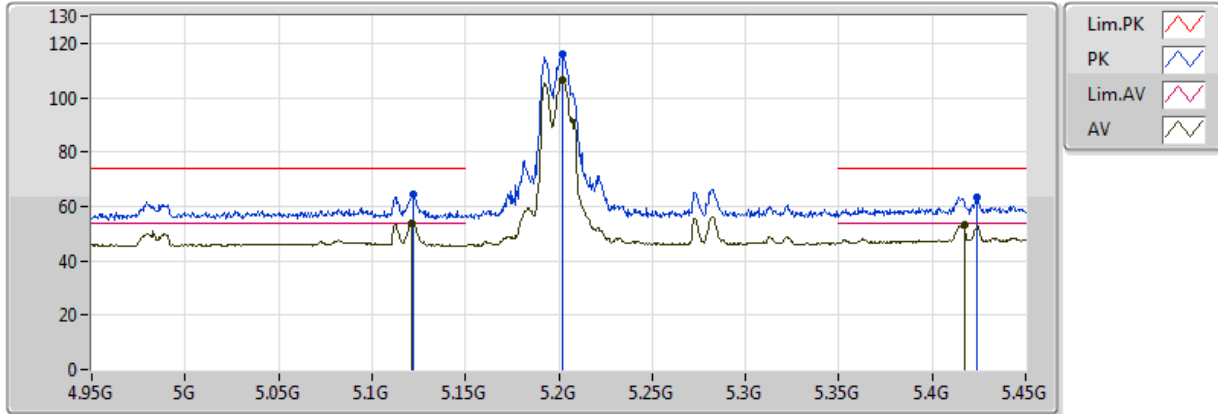
EUT Y_3TX
 Setting 69
 01-E-2
 FSP(100304)

Type	Freq (Hz)	Level (dBuV/m)	Limit (dBuV/m)	Margin (dB)	Factor (dB)	Dist (m)	Condition	Azimuth (°)	Height (m)	Comments
PK	15.54189G	60.25	74.00	-13.75	15.93	3	Horizontal	349	1.50	-
AV	15.52998G	46.76	54.00	-7.24	15.95	3	Horizontal	349	1.50	-

802.11a_Nss1,(6Mbps)_3TX

5200MHz_TX

27/08/2018



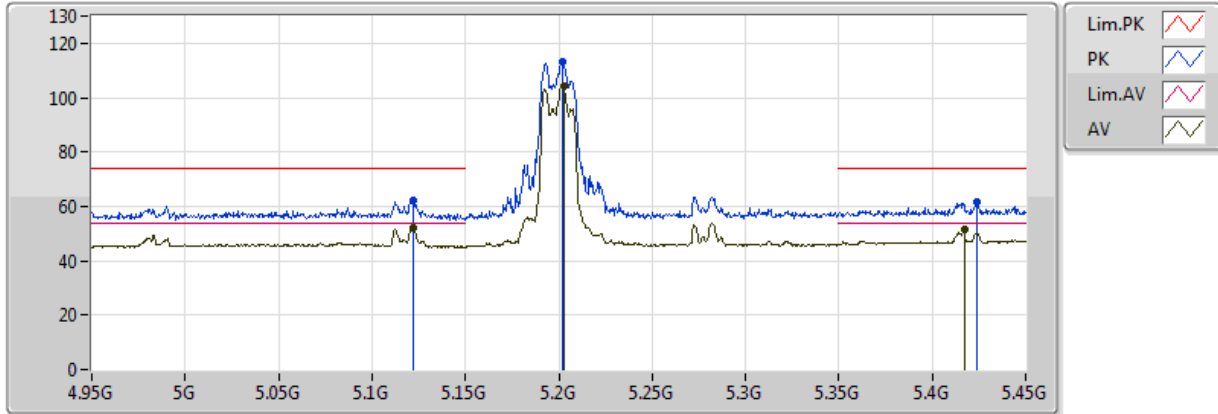
EUT Y_3TX
Setting 66
01-C-4-10
FSP(100304)

Type	Freq (Hz)	Level (dBuV/m)	Limit (dBuV/m)	Margin (dB)	Factor (dB)	Dist (m)	Condition	Azimuth (°)	Height (m)	Comments
PK	5.1225G	64.27	74.00	-9.73	4.87	3	Vertical	178	2.68	-
AV	5.1215G	53.92	54.00	-0.08	4.86	3	Vertical	178	2.68	-
PK	5.202G	116.08	Inf	-Inf	4.97	3	Vertical	178	2.68	-
AV	5.202G	106.71	Inf	-Inf	4.97	3	Vertical	178	2.68	-
PK	5.424G	63.36	74.00	-10.64	5.84	3	Vertical	178	2.68	-
AV	5.417G	53.13	54.00	-0.87	5.82	3	Vertical	178	2.68	-

802.11a_Nss1,(6Mbps)_3TX

5200MHz_TX

27/08/2018



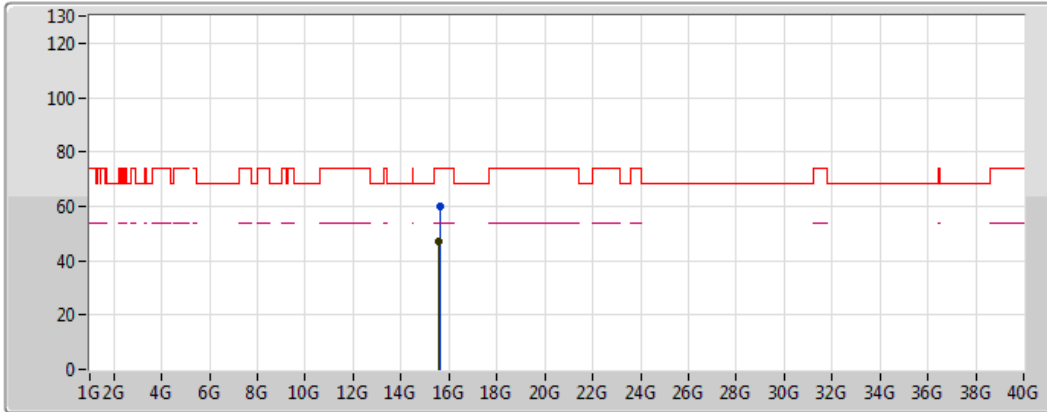
EUT Y_3TX
Setting 66
01-C-4-10
FSP(100304)

Type	Freq (Hz)	Level (dBuV/m)	Limit (dBuV/m)	Margin (dB)	Factor (dB)	Dist (m)	Condition	Azimuth (°)	Height (m)	Comments
PK	5.1225G	62.16	74.00	-11.84	4.87	3	Horizontal	64	2.03	-
AV	5.122G	52.02	54.00	-1.98	4.87	3	Horizontal	64	2.03	-
PK	5.202G	113.11	Inf	-Inf	4.97	3	Horizontal	64	2.03	-
AV	5.2025G	104.05	Inf	-Inf	4.97	3	Horizontal	64	2.03	-
PK	5.424G	61.88	74.00	-12.12	5.84	3	Horizontal	64	2.03	-
AV	5.417G	51.49	54.00	-2.51	5.82	3	Horizontal	64	2.03	-

802.11a_Nss1,(6Mbps)_3TX

5200MHz_TX

27/08/2018



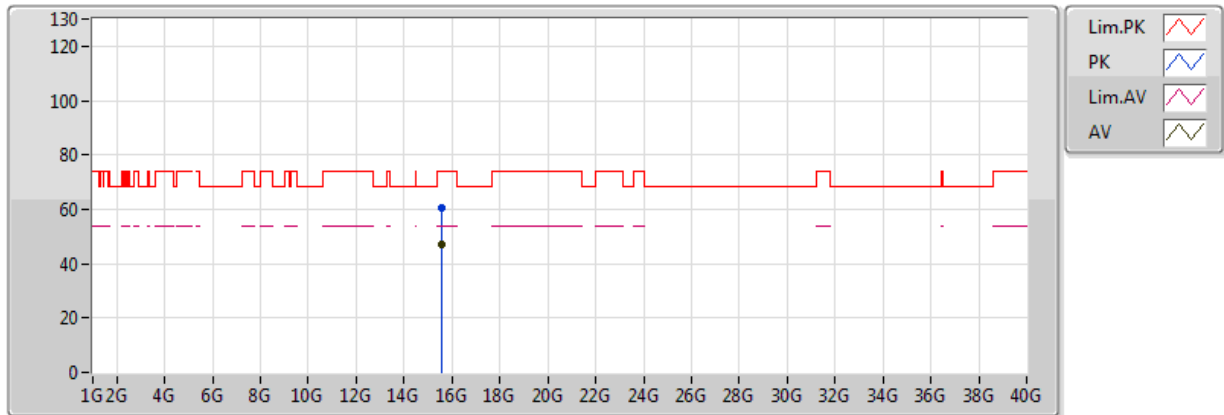
EUT Y_3TX
 Setting 66
 01-E-2
 FSP(100304)

Type	Freq (Hz)	Level (dBuV/m)	Limit (dBuV/m)	Margin (dB)	Factor (dB)	Dist (m)	Condition	Azimuth (°)	Height (m)	Comments
PK	15.60813G	59.82	74.00	-14.18	15.82	3	Vertical	219	1.50	-
AV	15.58518G	47.18	54.00	-6.82	15.86	3	Vertical	219	1.50	-

802.11a_Nss1,(6Mbps)_3TX

5200MHz_TX

27/08/2018



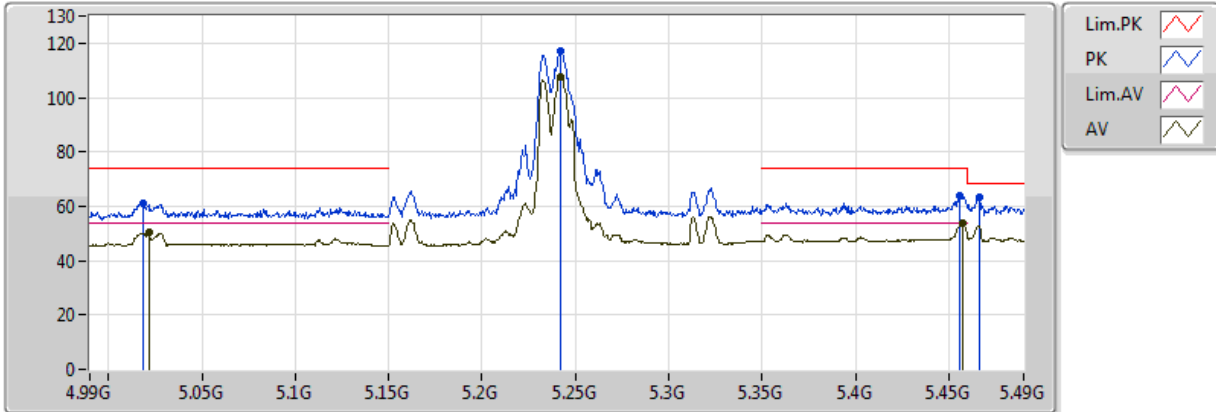
EUT Y_3TX
 Setting 66
 01-E-2
 FSP(100304)

Type	Freq (Hz)	Level (dBuV/m)	Limit (dBuV/m)	Margin (dB)	Factor (dB)	Dist (m)	Condition	Azimuth (°)	Height (m)	Comments
PK	15.58797G	60.38	74.00	-13.62	15.86	3	Horizontal	168	1.56	-
AV	15.58596G	47.06	54.00	-6.94	15.86	3	Horizontal	168	1.56	-

802.11a_Nss1,(6Mbps)_3TX

5240MHz_TX

27/08/2018



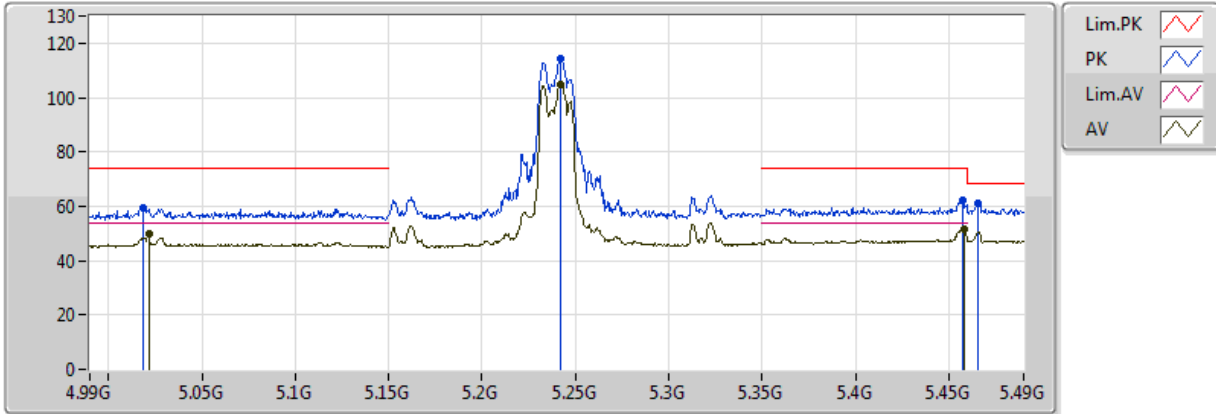
EUT Y_3TX
Setting 70
01-C-4-10
FSP(100304)

Type	Freq (Hz)	Level (dBuV/m)	Limit (dBuV/m)	Margin (dB)	Factor (dB)	Dist (m)	Condition	Azimuth (°)	Height (m)	Comments
PK	5.0185G	61.23	74.00	-12.77	4.73	3	Vertical	180	2.80	-
AV	5.0215G	50.57	54.00	-3.43	4.73	3	Vertical	180	2.80	-
PK	5.242G	116.87	Inf	-Inf	5.15	3	Vertical	180	2.80	-
AV	5.242G	107.43	Inf	-Inf	5.15	3	Vertical	180	2.80	-
PK	5.456G	63.75	74.00	-10.25	5.91	3	Vertical	180	2.80	-
AV	5.457G	53.77	54.00	-0.23	5.91	3	Vertical	180	2.80	-
PK	5.466G	63.42	68.20	-4.78	5.93	3	Vertical	180	2.80	-

802.11a_Nss1,(6Mbps)_3TX

5240MHz_TX

27/08/2018



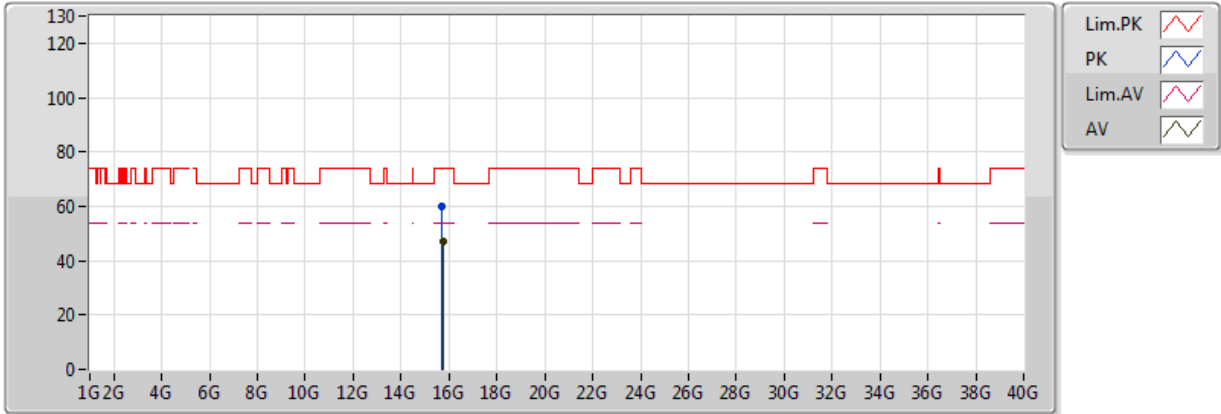
EUT Y_3TX
Setting 70
01-C-4-10
FSP(100304)

Type	Freq (Hz)	Level (dBuV/m)	Limit (dBuV/m)	Margin (dB)	Factor (dB)	Dist (m)	Condition	Azimuth (°)	Height (m)	Comments
PK	5.0185G	59.37	74.00	-14.63	4.73	3	Horizontal	66	2.00	-
AV	5.0215G	49.73	54.00	-4.27	4.73	3	Horizontal	66	2.00	-
PK	5.242G	114.31	Inf	-Inf	5.15	3	Horizontal	66	2.00	-
AV	5.242G	105.02	Inf	-Inf	5.15	3	Horizontal	66	2.00	-
PK	5.457G	61.97	74.00	-12.03	5.91	3	Horizontal	66	2.00	-
AV	5.4585G	51.55	54.00	-2.45	5.91	3	Horizontal	66	2.00	-
PK	5.4655G	61.05	68.20	-7.15	5.92	3	Horizontal	66	2.00	-

802.11a_Nss1,(6Mbps)_3TX

5240MHz_TX

27/08/2018



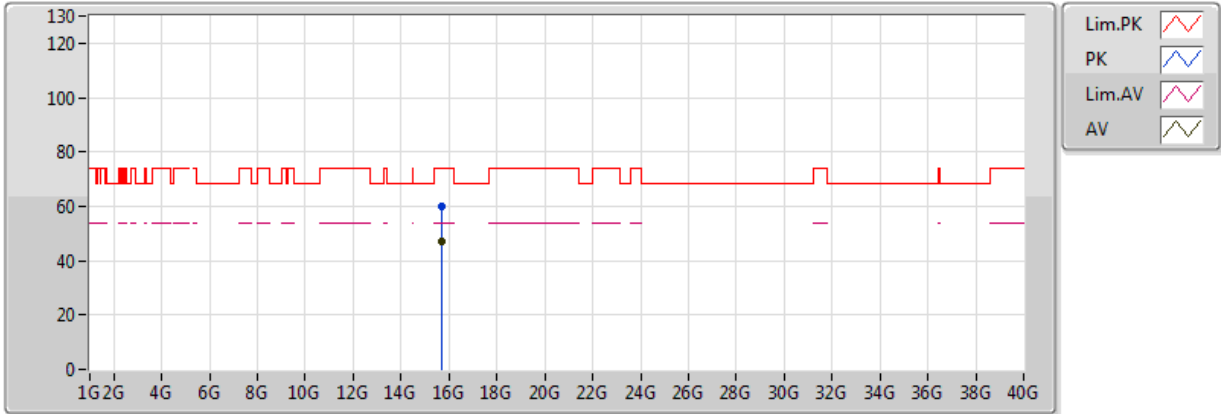
EUT Y_3TX
 Setting 70
 01-E-2
 FSP(100304)

Type	Freq (Hz)	Level (dBuV/m)	Limit (dBuV/m)	Margin (dB)	Factor (dB)	Dist (m)	Condition	Azimuth (°)	Height (m)	Comments
PK	15.72087G	60.21	74.00	-13.79	15.64	3	Vertical	253	1.50	-
AV	15.73029G	46.87	54.00	-7.13	15.63	3	Vertical	253	1.50	-

802.11a_Nss1,(6Mbps)_3TX

5240MHz_TX

27/08/2018



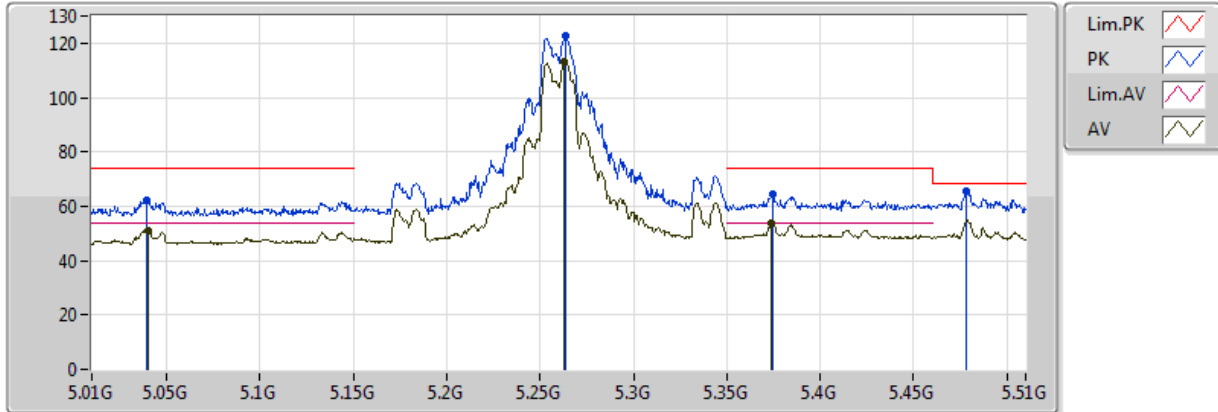
EUT Y_3TX
 Setting 70
 01-E-2
 FSP(100304)

Type	Freq (Hz)	Level (dBuV/m)	Limit (dBuV/m)	Margin (dB)	Factor (dB)	Dist (m)	Condition	Azimuth (°)	Height (m)	Comments
PK	15.72585G	60.04	74.00	-13.96	15.64	3	Horizontal	104	1.49	-
AV	15.72324G	47.03	54.00	-6.97	15.64	3	Horizontal	104	1.49	-

802.11a_Nss1,(6Mbps)_3TX

5260MHz_TX

27/08/2018



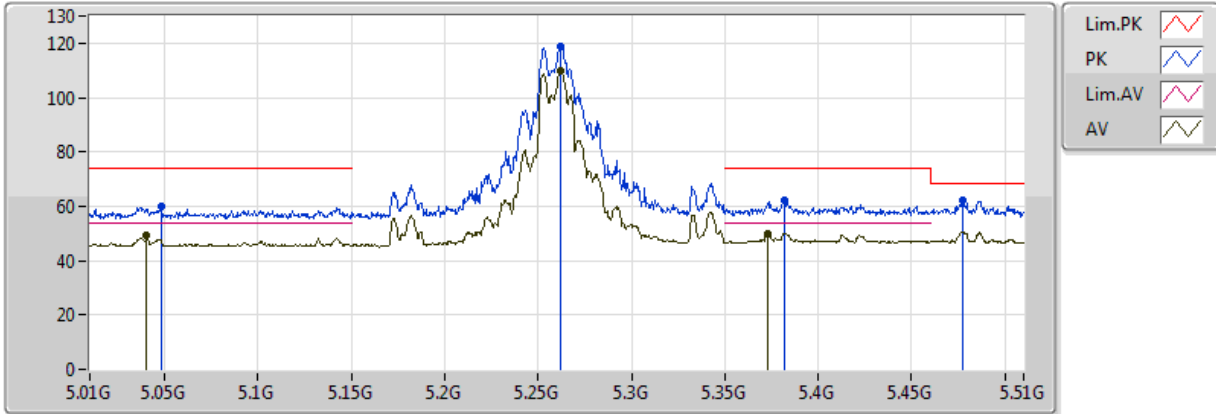
EUT Y_3TX
Setting 95
01-E-2-10
FSP(100304)

Type	Freq (Hz)	Level (dBuV/m)	Limit (dBuV/m)	Margin (dB)	Factor (dB)	Dist (m)	Condition	Azimuth (°)	Height (m)	Comments
PK	5.039G	62.10	74.00	-11.90	4.75	3	Vertical	186	1.03	-
AV	5.0405G	51.25	54.00	-2.75	4.76	3	Vertical	186	1.03	-
PK	5.2635G	122.58	Inf	-Inf	5.25	3	Vertical	186	1.03	-
AV	5.263G	113.28	Inf	-Inf	5.24	3	Vertical	186	1.03	-
PK	5.375G	64.25	74.00	-9.75	5.70	3	Vertical	186	1.03	-
AV	5.374G	53.55	54.00	-0.45	5.69	3	Vertical	186	1.03	-
PK	5.4785G	65.53	68.20	-2.67	5.95	3	Vertical	186	1.03	-

802.11a_Nss1,(6Mbps)_3TX

5260MHz_TX

27/08/2018



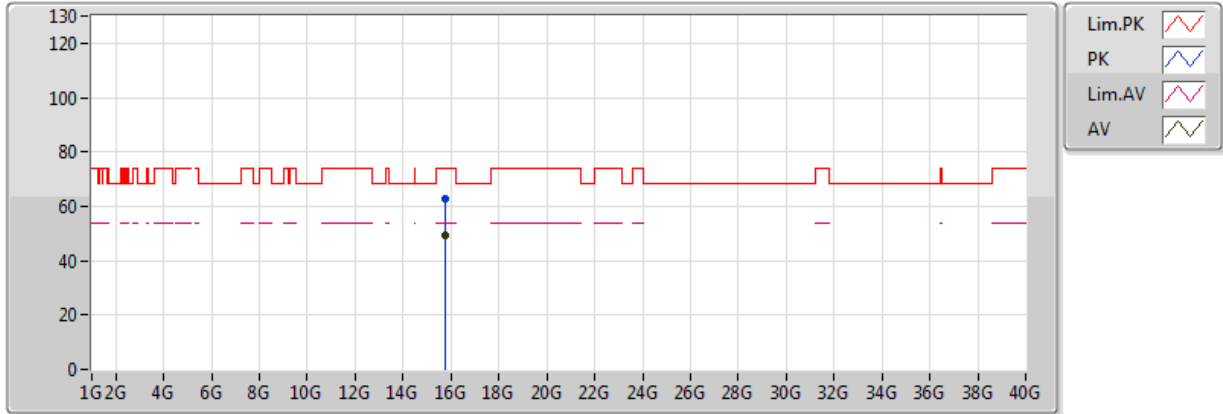
EUT Y_3TX
Setting 95
01-E-2-10
FSP(100304)

Type	Freq (Hz)	Level (dBuV/m)	Limit (dBuV/m)	Margin (dB)	Factor (dB)	Dist (m)	Condition	Azimuth (°)	Height (m)	Comments
PK	5.048G	59.68	74.00	-14.32	4.77	3	Horizontal	60	1.97	-
AV	5.0405G	49.12	54.00	-4.88	4.76	3	Horizontal	60	1.97	-
PK	5.262G	118.90	Inf	-Inf	5.24	3	Horizontal	60	1.97	-
AV	5.262G	109.55	Inf	-Inf	5.24	3	Horizontal	60	1.97	-
PK	5.382G	62.00	74.00	-12.00	5.72	3	Horizontal	60	1.97	-
AV	5.373G	50.10	54.00	-3.90	5.69	3	Horizontal	60	1.97	-
PK	5.477G	62.34	68.20	-5.86	5.95	3	Horizontal	60	1.97	-

802.11a_Nss1,(6Mbps)_3TX

5260MHz_TX

27/08/2018



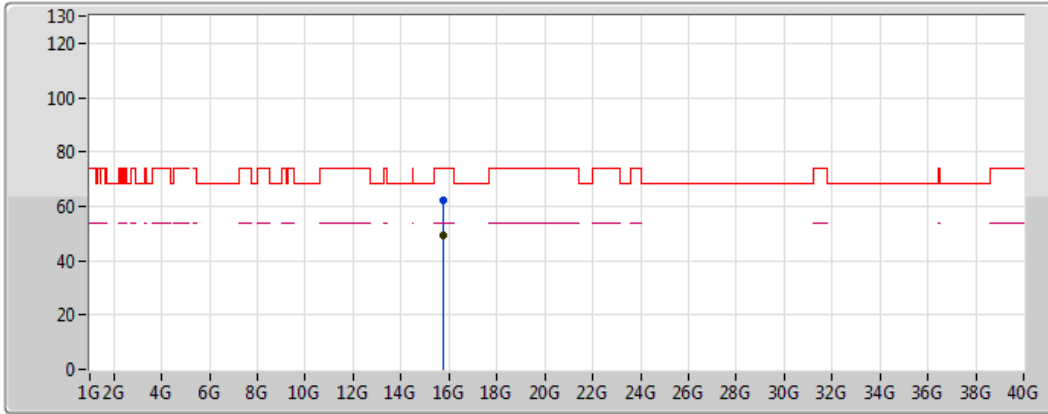
EUT Y_3TX
 Setting 95
 01-E-2
 FSP(100304)

Type	Freq (Hz)	Level (dBuV/m)	Limit (dBuV/m)	Margin (dB)	Factor (dB)	Dist (m)	Condition	Azimuth (°)	Height (m)	Comments
PK	15.78297G	62.55	74.00	-11.45	15.55	3	Vertical	269	1.98	-
AV	15.78414G	49.04	54.00	-4.96	15.54	3	Vertical	269	1.98	-

802.11a_Nss1,(6Mbps)_3TX

5260MHz_TX

27/08/2018



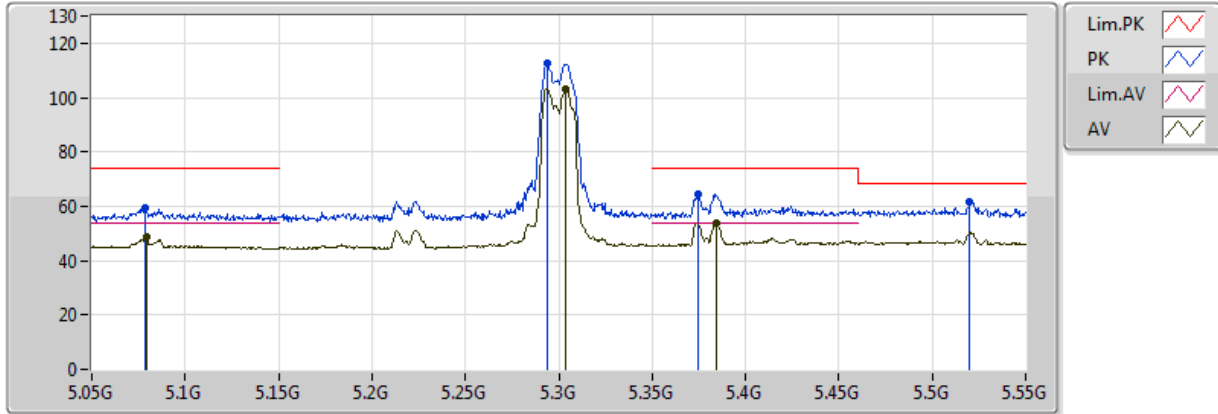
EUT Y_3TX
Setting 95
01-E-2
FSP(100304)

Type	Freq (Hz)	Level (dBuV/m)	Limit (dBuV/m)	Margin (dB)	Factor (dB)	Dist (m)	Condition	Azimuth (°)	Height (m)	Comments
PK	15.78507G	62.41	74.00	-11.59	15.54	3	Horizontal	225	1.72	-
AV	15.78036G	49.32	54.00	-4.68	15.55	3	Horizontal	225	1.72	-

802.11a_Nss1,(6Mbps)_3TX

5300MHz_TX

27/08/2018



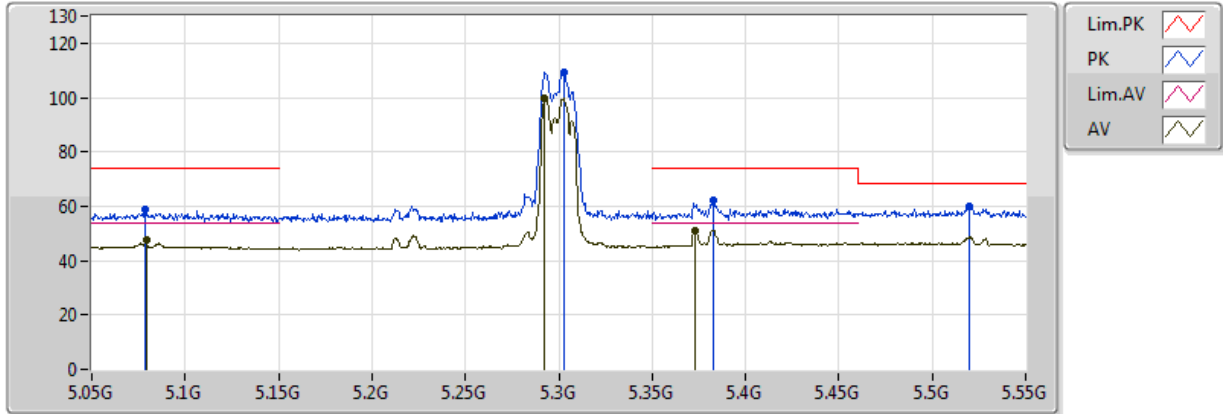
EUT Y_3TX
Setting 56
01-E-2-10
FSP(100304)

Type	Freq (Hz)	Level (dBuV/m)	Limit (dBuV/m)	Margin (dB)	Factor (dB)	Dist (m)	Condition	Azimuth (°)	Height (m)	Comments
PK	5.0785G	59.13	74.00	-14.87	4.81	3	Vertical	107	1.65	-
AV	5.079G	48.90	54.00	-5.10	4.81	3	Vertical	107	1.65	-
PK	5.2935G	112.41	Inf	-Inf	5.38	3	Vertical	107	1.65	-
AV	5.304G	103.30	Inf	-Inf	5.43	3	Vertical	107	1.65	-
PK	5.3745G	64.44	74.00	-9.56	5.69	3	Vertical	107	1.65	-
AV	5.3845G	53.98	54.00	-0.02	5.74	3	Vertical	107	1.65	-
PK	5.52G	61.70	68.20	-6.50	6.06	3	Vertical	107	1.65	-

802.11a_Nss1,(6Mbps)_3TX

5300MHz_TX

27/08/2018



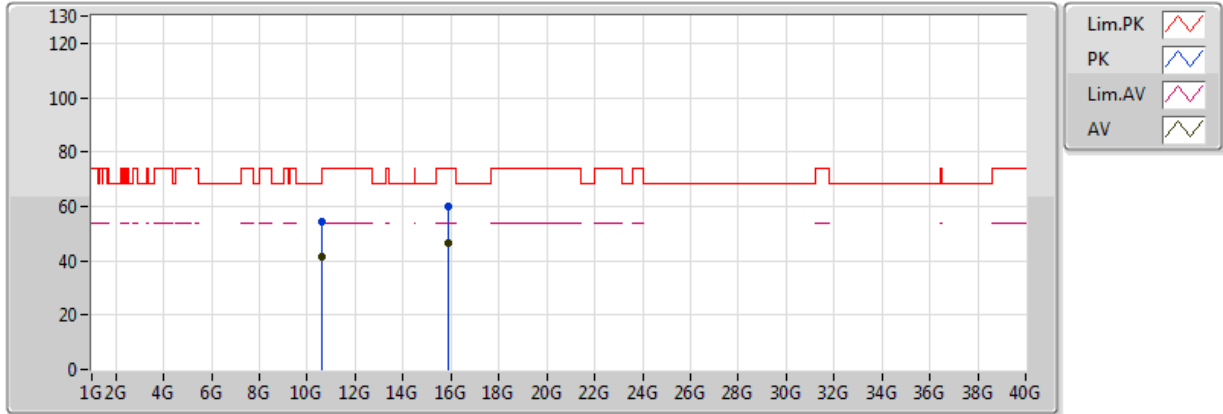
EUT Y_3TX
Setting 56
01-E-2-10
FSP(100304)

Type	Freq (Hz)	Level (dBuV/m)	Limit (dBuV/m)	Margin (dB)	Factor (dB)	Dist (m)	Condition	Azimuth (°)	Height (m)	Comments
PK	5.0785G	58.70	74.00	-15.30	4.81	3	Horizontal	64	1.96	-
AV	5.079G	47.43	54.00	-6.57	4.81	3	Horizontal	64	1.96	-
PK	5.3025G	109.13	Inf	-Inf	5.42	3	Horizontal	64	1.96	-
AV	5.2925G	99.68	Inf	-Inf	5.38	3	Horizontal	64	1.96	-
PK	5.3825G	62.36	74.00	-11.64	5.72	3	Horizontal	64	1.96	-
AV	5.373G	51.07	54.00	-2.93	5.69	3	Horizontal	64	1.96	-
PK	5.5195G	60.06	68.20	-8.14	6.05	3	Horizontal	64	1.96	-

802.11a_Nss1,(6Mbps)_3TX

5300MHz_TX

27/08/2018



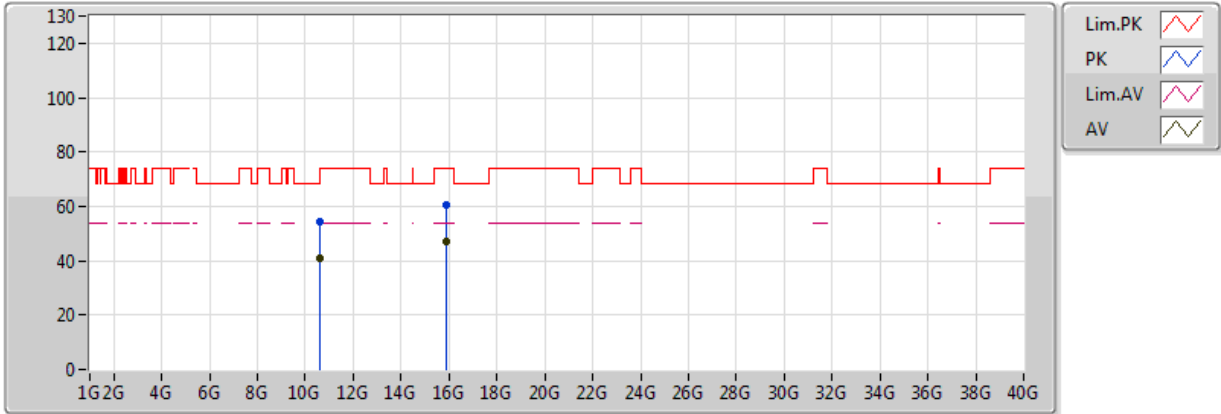
EUT Y_3TX
 Setting 56
 01-E-2
 FSP(100304)

Type	Freq (Hz)	Level (dBuV/m)	Limit (dBuV/m)	Margin (dB)	Factor (dB)	Dist (m)	Condition	Azimuth (°)	Height (m)	Comments
PK	10.60102G	54.51	74.00	-19.49	12.89	3	Vertical	22	1.50	-
AV	10.62644G	41.42	54.00	-12.58	12.92	3	Vertical	22	1.50	-
PK	15.90834G	59.83	74.00	-14.17	15.35	3	Vertical	39	1.50	-
AV	15.88818G	46.78	54.00	-7.22	15.38	3	Vertical	39	1.50	-

802.11a_Nss1,(6Mbps)_3TX

5300MHz_TX

27/08/2018



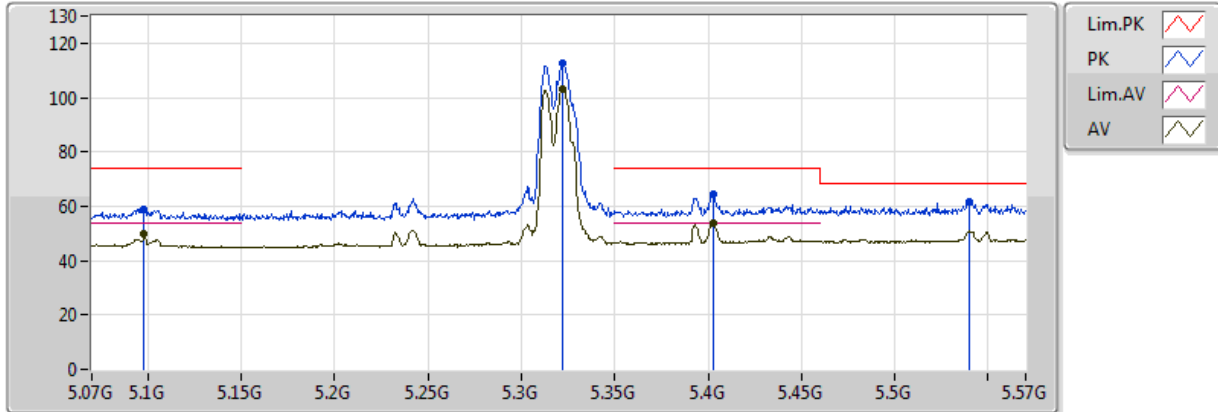
EUT Y_3TX
Setting 56
01-E-2
FSP(100304)

Type	Freq (Hz)	Level (dBuV/m)	Limit (dBuV/m)	Margin (dB)	Factor (dB)	Dist (m)	Condition	Azimuth (°)	Height (m)	Comments
PK	10.60975G	54.10	74.00	-19.90	12.90	3	Horizontal	105	2.25	-
AV	10.61487G	41.05	54.00	-12.95	12.91	3	Horizontal	105	2.25	-
PK	15.8922G	60.40	74.00	-13.60	15.37	3	Horizontal	115	2.49	-
AV	15.89439G	46.89	54.00	-7.11	15.37	3	Horizontal	115	2.49	-

802.11a_Nss1,(6Mbps)_3TX

5320MHz_TX

27/08/2018



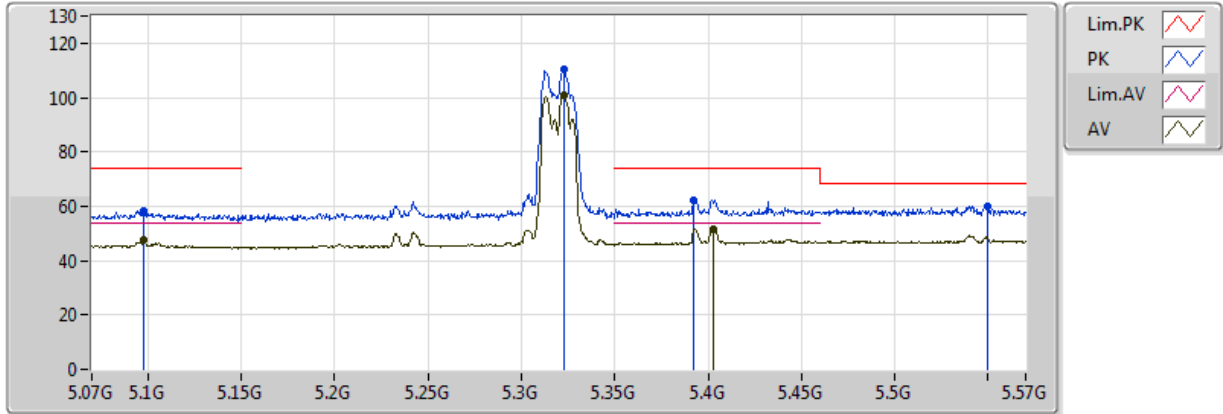
EUT Y_3TX
Setting 56
01-C-4-10
FSP(100304)

Type	Freq (Hz)	Level (dBuV/m)	Limit (dBuV/m)	Margin (dB)	Factor (dB)	Dist (m)	Condition	Azimuth (°)	Height (m)	Comments
PK	5.098G	58.95	74.00	-15.05	4.84	3	Vertical	182	2.71	-
AV	5.098G	50.05	54.00	-3.95	4.84	3	Vertical	182	2.71	-
PK	5.322G	112.77	Inf	-Inf	5.49	3	Vertical	182	2.71	-
AV	5.322G	103.35	Inf	-Inf	5.49	3	Vertical	182	2.71	-
PK	5.4025G	64.23	74.00	-9.77	5.80	3	Vertical	182	2.71	-
AV	5.4025G	53.98	54.00	-0.02	5.79	3	Vertical	182	2.71	-
PK	5.5395G	61.65	68.20	-6.55	6.11	3	Vertical	182	2.71	-

802.11a_Nss1,(6Mbps)_3TX

5320MHz_TX

27/08/2018



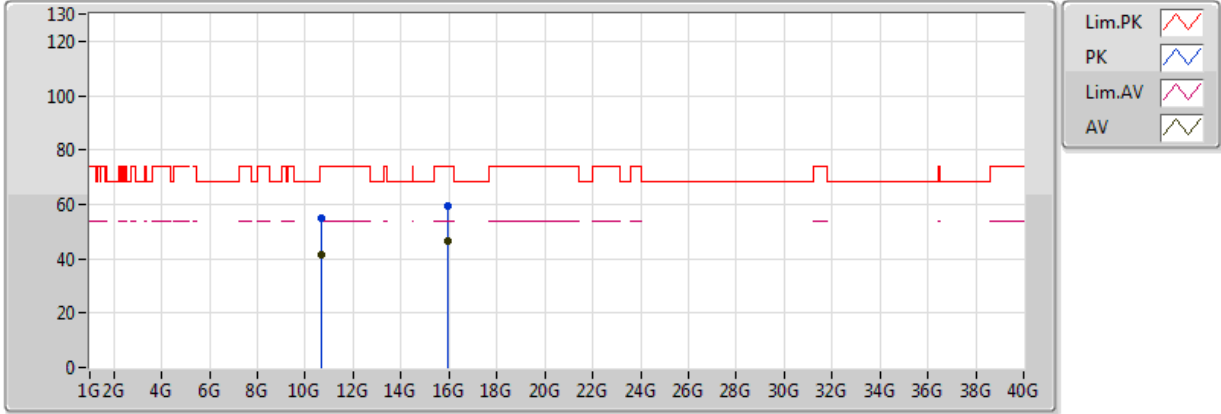
EUT Y_3TX
Setting 56
01-C-4-10
FSP(100304)

Type	Freq (Hz)	Level (dBuV/m)	Limit (dBuV/m)	Margin (dB)	Factor (dB)	Dist (m)	Condition	Azimuth (°)	Height (m)	Comments
PK	5.098G	58.45	74.00	-15.55	4.84	3	Horizontal	72	2.17	-
AV	5.098G	47.63	54.00	-6.37	4.84	3	Horizontal	72	2.17	-
PK	5.323G	110.16	Inf	-Inf	5.50	3	Horizontal	72	2.17	-
AV	5.323G	100.75	Inf	-Inf	5.50	3	Horizontal	72	2.17	-
PK	5.3925G	62.11	74.00	-11.89	5.76	3	Horizontal	72	2.17	-
AV	5.4025G	51.78	54.00	-2.22	5.79	3	Horizontal	72	2.17	-
PK	5.5495G	59.98	68.20	-8.22	6.13	3	Horizontal	72	2.17	-

802.11a_Nss1,(6Mbps)_3TX

5320MHz_TX

27/08/2018



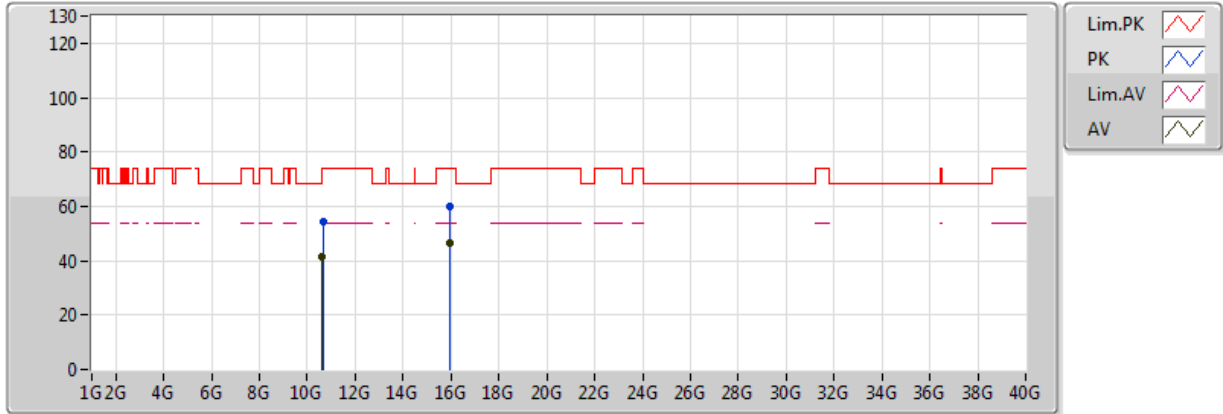
EUT Y_3TX
Setting 56
01-E-2
FSP(100304)

Type	Freq (Hz)	Level (dBuV/m)	Limit (dBuV/m)	Margin (dB)	Factor (dB)	Dist (m)	Condition	Azimuth (°)	Height (m)	Comments
PK	10.6463G	54.69	74.00	-19.31	12.94	3	Vertical	295	1.89	-
AV	10.64G	41.43	54.00	-12.57	12.93	3	Vertical	295	1.89	-
PK	15.96111G	59.58	74.00	-14.42	15.26	3	Vertical	153	1.47	-
AV	15.96843G	46.67	54.00	-7.33	15.25	3	Vertical	153	1.47	-

802.11a_Nss1,(6Mbps)_3TX

5320MHz_TX

27/08/2018



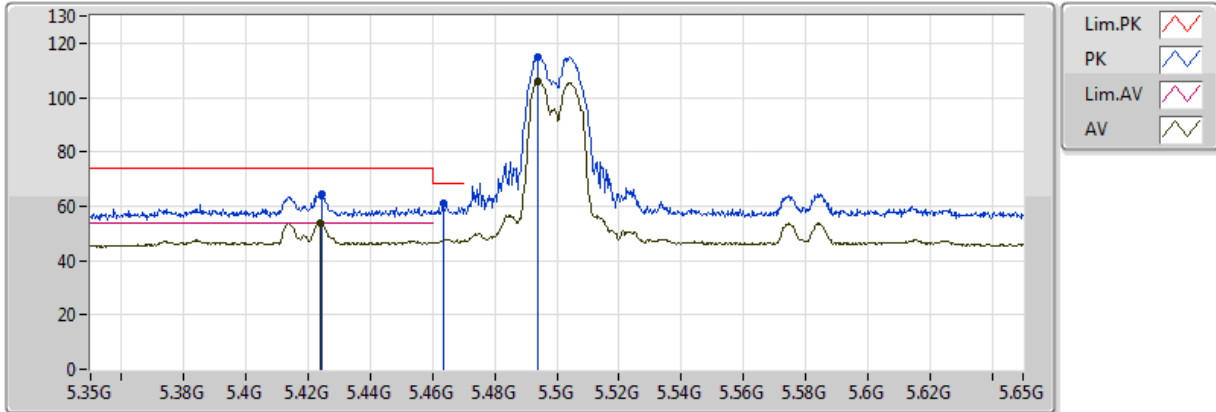
EUT Y_3TX
Setting 56
01-E-2
FSP(100304)

Type	Freq (Hz)	Level (dBuV/m)	Limit (dBuV/m)	Margin (dB)	Factor (dB)	Dist (m)	Condition	Azimuth (°)	Height (m)	Comments
PK	10.64132G	54.34	74.00	-19.66	12.93	3	Horizontal	190	1.94	-
AV	10.62827G	41.23	54.00	-12.77	12.92	3	Horizontal	190	1.94	-
PK	15.95469G	59.98	74.00	-14.02	15.27	3	Horizontal	181	2.23	-
AV	15.96315G	46.74	54.00	-7.26	15.26	3	Horizontal	181	2.23	-

802.11a_Nss1,(6Mbps)_3TX

5500MHz_TX

28/08/2018



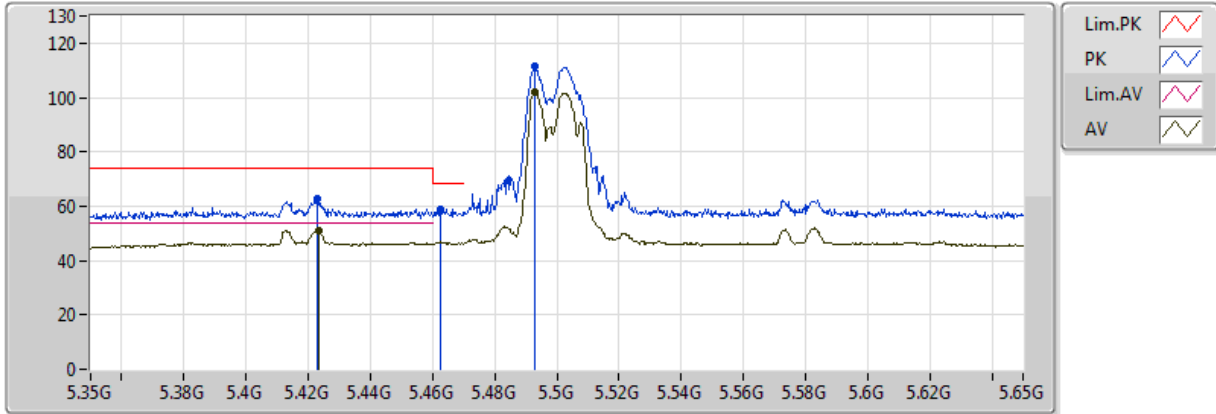
EUT Y_3TX
Setting 62
01-E-2-10
FSP(100304)

Type	Freq (Hz)	Level (dBuV/m)	Limit (dBuV/m)	Margin (dB)	Factor (dB)	Dist (m)	Condition	Azimuth (°)	Height (m)	Comments
PK	5.4244G	64.24	74.00	-9.76	5.84	3	Vertical	181	1.01	-
AV	5.4238G	53.81	54.00	-0.19	5.84	3	Vertical	181	1.01	-
PK	5.4634G	61.35	68.20	-6.85	5.92	3	Vertical	181	1.01	-
PK	5.4937G	115.15	Inf	-Inf	5.99	3	Vertical	181	1.01	-
AV	5.4937G	105.74	Inf	-Inf	5.99	3	Vertical	181	1.01	-

802.11a_Nss1,(6Mbps)_3TX

5500MHz_TX

28/08/2018



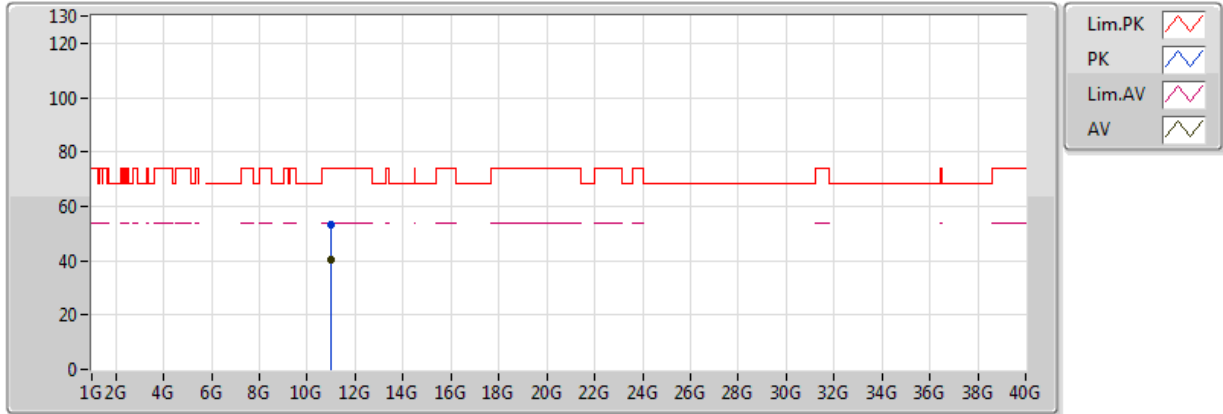
EUT Y_3TX
Setting 62
01-E-2-10
FSP(100304)

Type	Freq (Hz)	Level (dBuV/m)	Limit (dBuV/m)	Margin (dB)	Factor (dB)	Dist (m)	Condition	Azimuth (°)	Height (m)	Comments
PK	5.4229G	62.77	74.00	-11.23	5.84	3	Horizontal	69	1.91	-
AV	5.4232G	51.27	54.00	-2.73	5.84	3	Horizontal	69	1.91	-
PK	5.4625G	59.11	68.20	-9.09	5.92	3	Horizontal	69	1.91	-
PK	5.4928G	111.25	Inf	-Inf	5.98	3	Horizontal	69	1.91	-
AV	5.4931G	101.78	Inf	-Inf	5.99	3	Horizontal	69	1.91	-

802.11a_Nss1,(6Mbps)_3TX

5500MHz_TX

27/08/2018



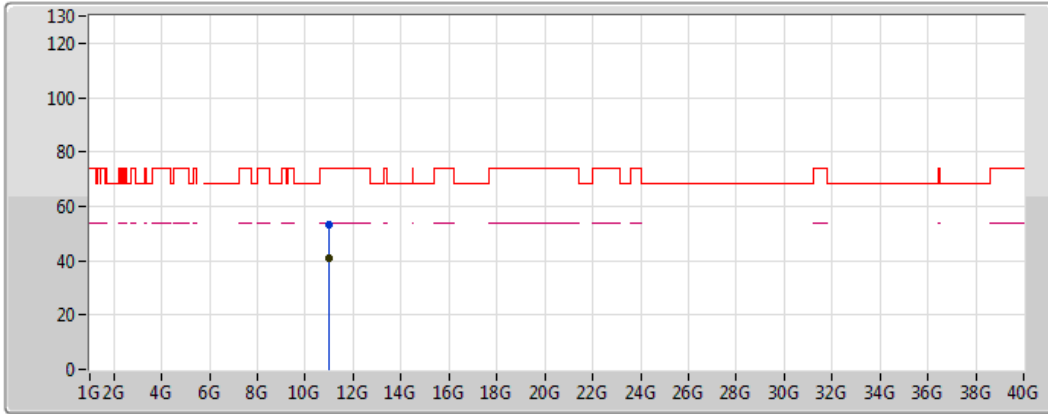
EUT Y_3TX
Setting 62
01-E-2
FSP(100304)

Type	Freq (Hz)	Level (dBuV/m)	Limit (dBuV/m)	Margin (dB)	Factor (dB)	Dist (m)	Condition	Azimuth (°)	Height (m)	Comments
PK	10.9961G	53.45	74.00	-20.55	13.28	3	Vertical	275	1.62	-
AV	11.00003G	40.55	54.00	-13.45	13.28	3	Vertical	275	1.62	-

802.11a_Nss1,(6Mbps)_3TX

5500MHz_TX

27/08/2018



Legend:

- Lim.PK (Red line)
- PK (Blue line)
- Lim.AV (Pink line)
- AV (Green line)

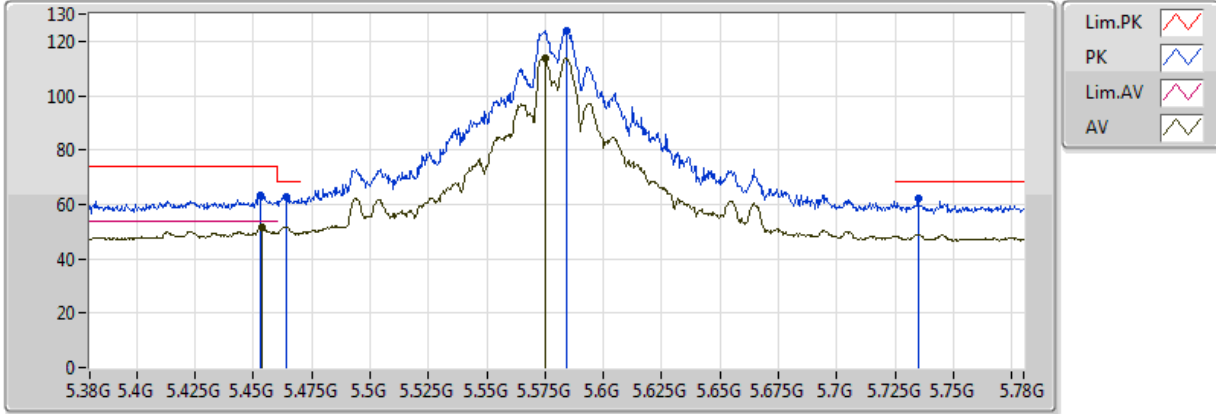
EUT Y_3TX
Setting 62
01-E-2
FSP(100304)

Type	Freq (Hz)	Level (dBuV/m)	Limit (dBuV/m)	Margin (dB)	Factor (dB)	Dist (m)	Condition	Azimuth (°)	Height (m)	Comments
PK	10.99592G	53.40	74.00	-20.60	13.28	3	Horizontal	86	2.39	-
AV	10.99997G	40.69	54.00	-13.31	13.28	3	Horizontal	86	2.39	-

802.11a_Nss1,(6Mbps)_3TX

5580MHz_TX

28/08/2018



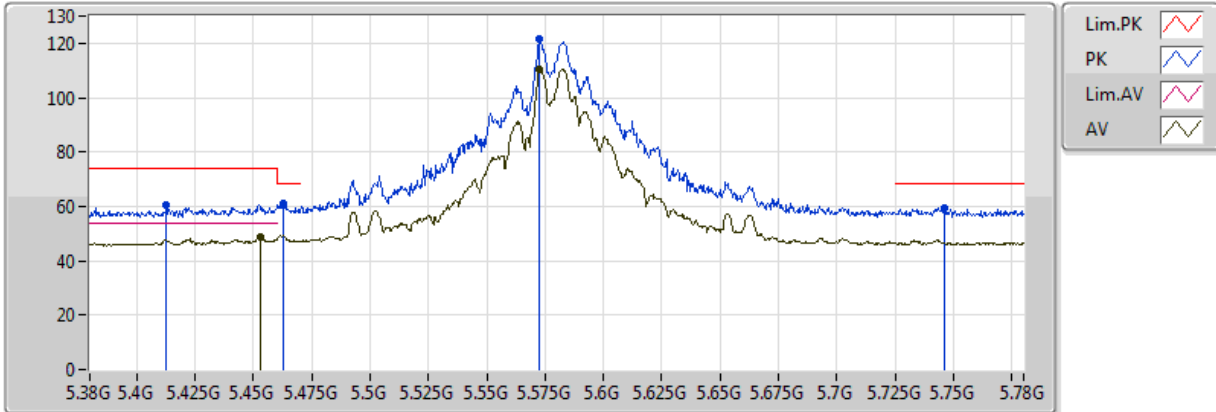
EUT Y_3TX
Setting 105
01-E-2-10
FSP(100304)

Type	Freq (Hz)	Level (dBuV/m)	Limit (dBuV/m)	Margin (dB)	Factor (dB)	Dist (m)	Condition	Azimuth (°)	Height (m)	Comments
PK	5.4532G	63.48	74.00	-10.52	5.90	3	Vertical	177	1.00	-
AV	5.4536G	51.57	54.00	-2.43	5.90	3	Vertical	177	1.00	-
PK	5.4644G	62.88	68.20	-5.32	5.92	3	Vertical	177	1.00	-
PK	5.584G	123.96	Inf	-Inf	6.23	3	Vertical	177	1.00	-
AV	5.5748G	113.99	Inf	-Inf	6.20	3	Vertical	177	1.00	-
PK	5.7348G	62.35	68.20	-5.85	6.83	3	Vertical	177	1.00	-

802.11a_Nss1,(6Mbps)_3TX

5580MHz_TX

28/08/2018



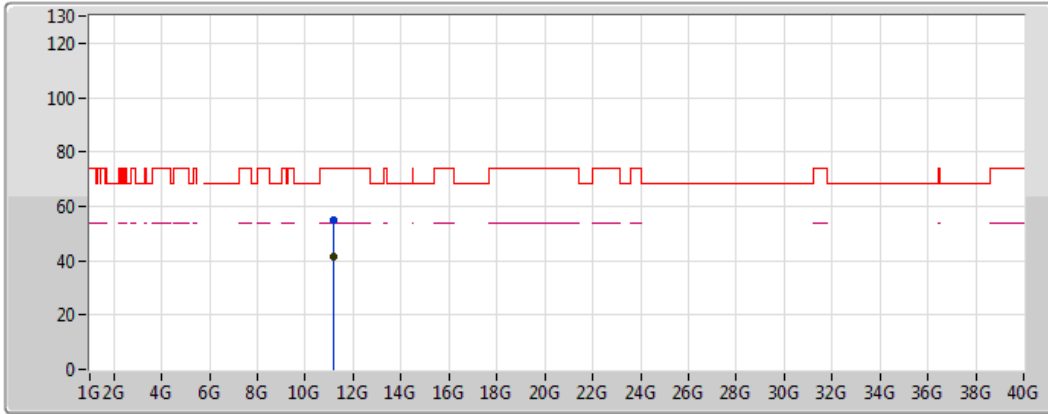
EUT Y_3TX
Setting 105
01-E-2-10
FSP(100304)

Type	Freq (Hz)	Level (dBuV/m)	Limit (dBuV/m)	Margin (dB)	Factor (dB)	Dist (m)	Condition	Azimuth (°)	Height (m)	Comments
PK	5.4128G	60.45	74.00	-13.55	5.81	3	Horizontal	69	1.97	-
AV	5.4532G	48.96	54.00	-5.04	5.90	3	Horizontal	69	1.97	-
PK	5.4628G	61.26	68.20	-6.94	5.92	3	Horizontal	69	1.97	-
PK	5.5728G	121.33	Inf	-Inf	6.20	3	Horizontal	69	1.97	-
AV	5.5728G	110.52	Inf	-Inf	6.20	3	Horizontal	69	1.97	-
PK	5.746G	59.23	68.20	-8.97	6.88	3	Horizontal	69	1.97	-

802.11a_Nss1,(6Mbps)_3TX

5580MHz_TX

27/08/2018



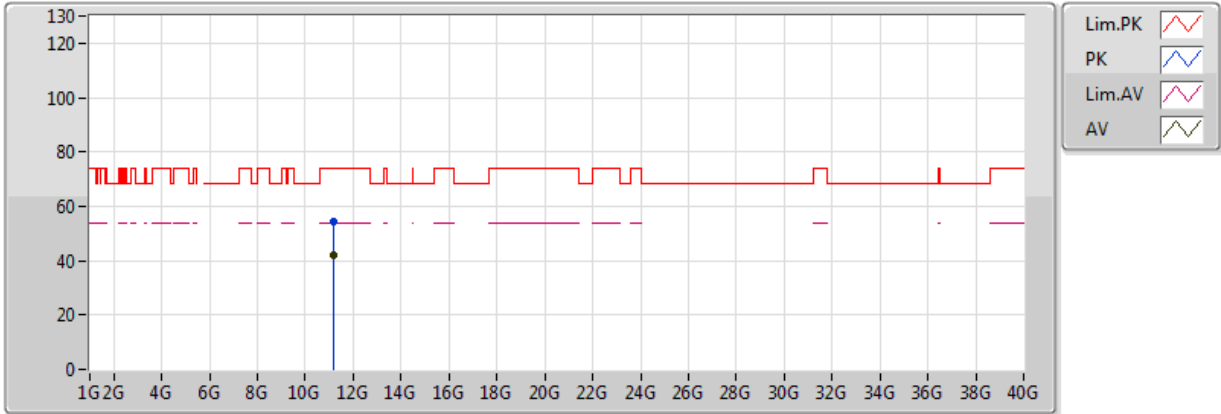
EUT Y_3TX
 Setting 105
 01-E-2
 FSP(100304)

Type	Freq (Hz)	Level (dBuV/m)	Limit (dBuV/m)	Margin (dB)	Factor (dB)	Dist (m)	Condition	Azimuth (°)	Height (m)	Comments
PK	11.1597G	54.67	74.00	-19.33	13.29	3	Vertical	223	1.72	-
AV	11.16018G	41.72	54.00	-12.28	13.29	3	Vertical	223	1.72	-

802.11a_Nss1,(6Mbps)_3TX

5580MHz_TX

27/08/2018



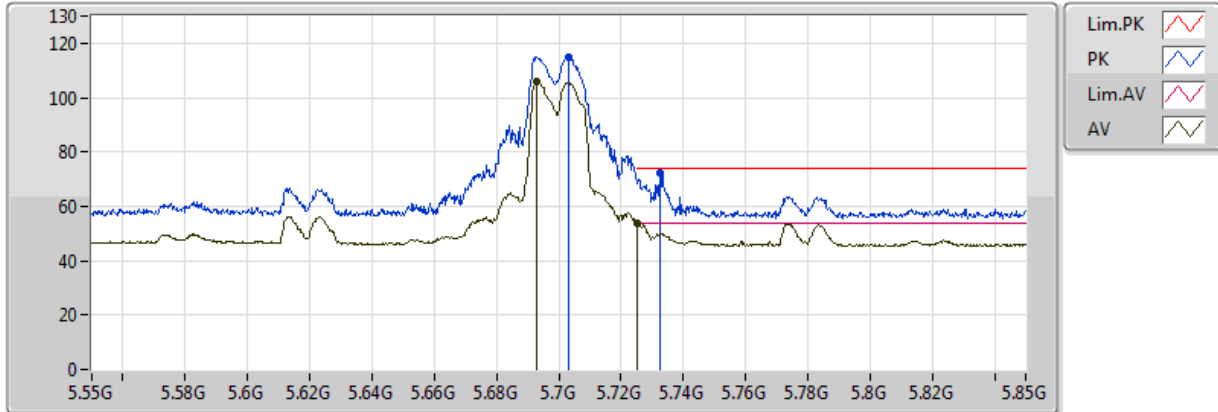
EUT Y_3TX
Setting 105
01-E-2
FSP(100304)

Type	Freq (Hz)	Level (dBuV/m)	Limit (dBuV/m)	Margin (dB)	Factor (dB)	Dist (m)	Condition	Azimuth (°)	Height (m)	Comments
PK	11.15961G	54.59	74.00	-19.41	13.29	3	Horizontal	275	1.48	-
AV	11.16063G	41.79	54.00	-12.21	13.29	3	Horizontal	275	1.48	-

802.11a_Nss1,(6Mbps)_3TX

5700MHz_TX

27/08/2018



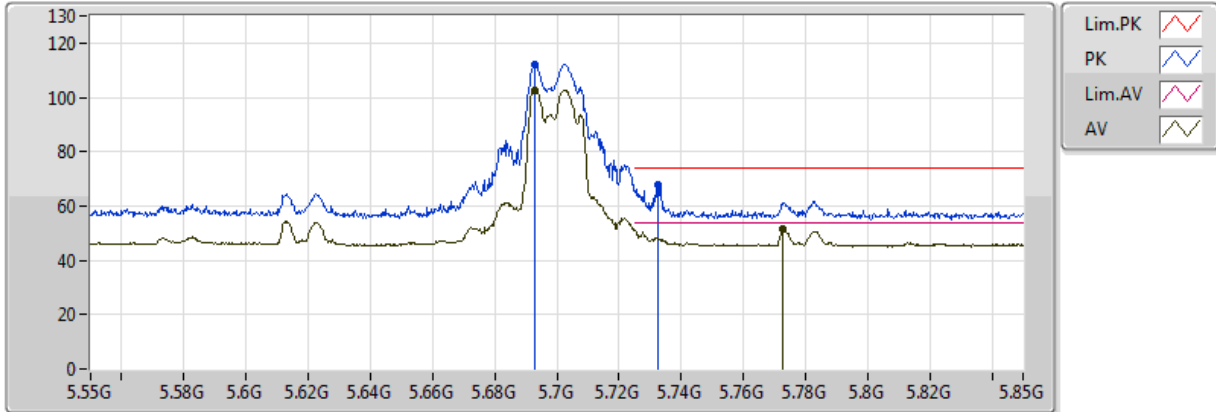
EUT Y_3TX
Setting 74
01-E-2-10
FSP(100304)

Type	Freq (Hz)	Level (dBuV/m)	Limit (dBuV/m)	Margin (dB)	Factor (dB)	Dist (m)	Condition	Azimuth (°)	Height (m)	Comments
PK	5.7033G	115.09	Inf	-Inf	6.69	3	Vertical	179	1.93	-
AV	5.6931G	105.94	Inf	-Inf	6.65	3	Vertical	179	1.93	-
PK	5.7324G	72.33	74.00	-1.67	6.82	3	Vertical	179	1.93	-
AV	5.7252G	53.95	54.00	-0.05	6.79	3	Vertical	179	1.93	-

802.11a_Nss1,(6Mbps)_3TX

5700MHz_TX

28/08/2018



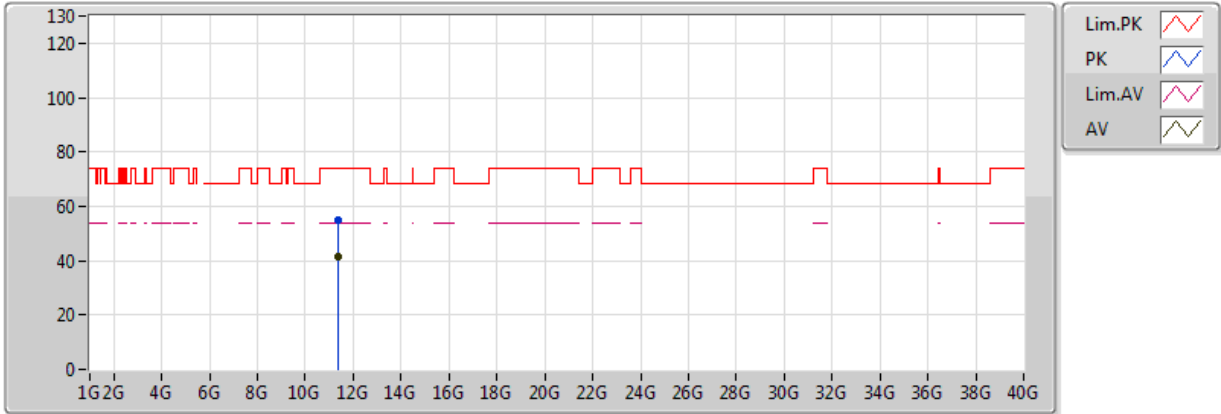
EUT Y_3TX
Setting 74
01-E-2-10
FSP(100304)

Type	Freq (Hz)	Level (dBuV/m)	Limit (dBuV/m)	Margin (dB)	Factor (dB)	Dist (m)	Condition	Azimuth (°)	Height (m)	Comments
PK	5.6931G	112.07	Inf	-Inf	6.65	3	Horizontal	71	1.98	-
AV	5.6931G	102.58	Inf	-Inf	6.65	3	Horizontal	71	1.98	-
PK	5.7324G	67.76	74.00	-6.24	6.82	3	Horizontal	71	1.98	-
AV	5.7729G	51.51	54.00	-2.49	6.99	3	Horizontal	71	1.98	-

802.11a_Nss1,(6Mbps)_3TX

5700MHz_TX

27/08/2018



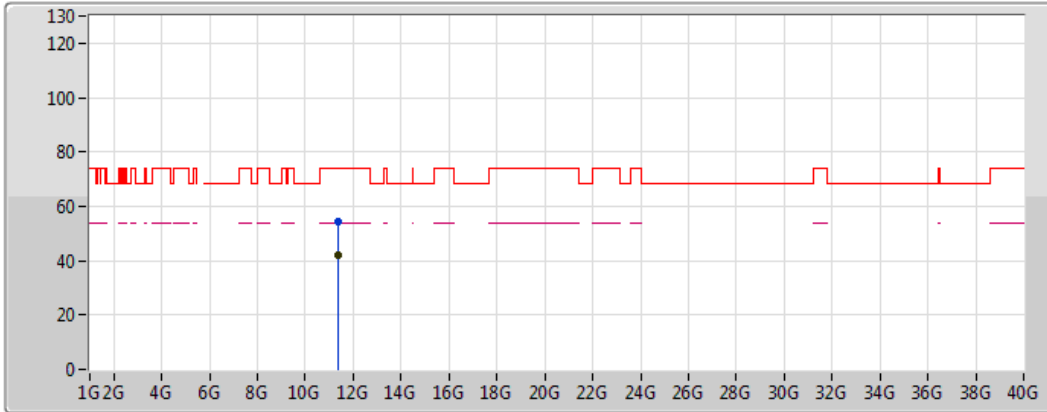
EUT Y_3TX
Setting 74
01-E-2
FSP(100304)

Type	Freq (Hz)	Level (dBuV/m)	Limit (dBuV/m)	Margin (dB)	Factor (dB)	Dist (m)	Condition	Azimuth (°)	Height (m)	Comments
PK	11.39757G	55.07	74.00	-18.93	13.32	3	Vertical	281	1.66	-
AV	11.39985G	41.52	54.00	-12.48	13.32	3	Vertical	281	1.66	-

802.11a_Nss1,(6Mbps)_3TX

5700MHz_TX

27/08/2018



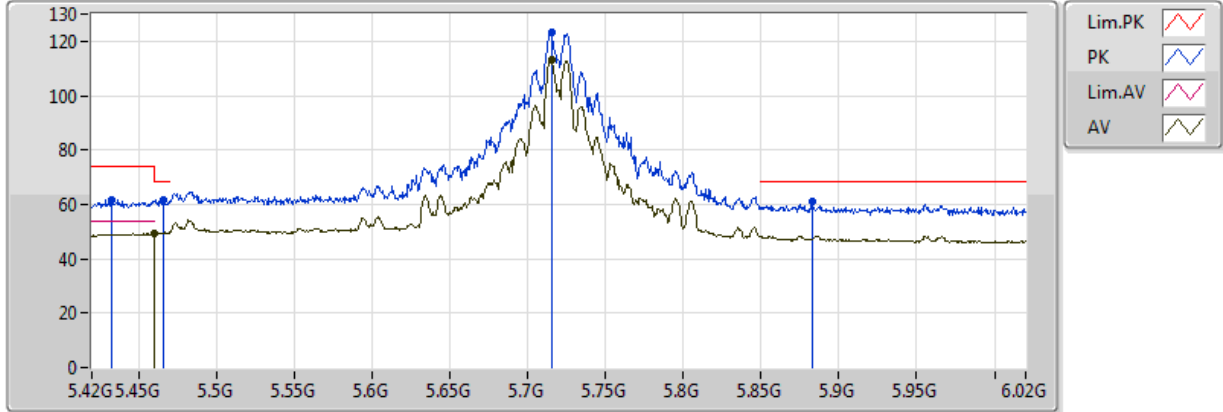
EUT Y_3TX
Setting 74
01-E-2
FSP(100304)

Type	Freq (Hz)	Level (dBuV/m)	Limit (dBuV/m)	Margin (dB)	Factor (dB)	Dist (m)	Condition	Azimuth (°)	Height (m)	Comments
PK	11.39823G	54.52	74.00	-19.48	13.32	3	Horizontal	303	1.27	-
AV	11.39772G	41.82	54.00	-12.18	13.32	3	Horizontal	303	1.27	-

802.11a_Nss1,(6Mbps)_3TX

5720MHz Straddle 5.47-5.725GHz_TX

27/08/2018



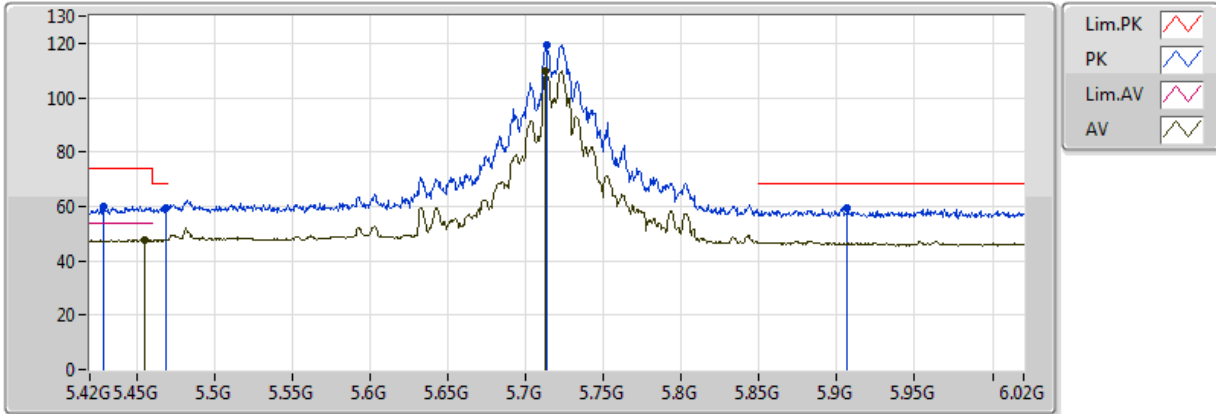
EUT Y_3TX
 Setting 105
 01-E-2-10
 FSP(100304)

Type	Freq (Hz)	Level (dBuV/m)	Limit (dBuV/m)	Margin (dB)	Factor (dB)	Dist (m)	Condition	Azimuth (°)	Height (m)	Comments
PK	5.4332G	61.81	74.00	-12.19	5.86	3	Vertical	183	1.04	-
AV	5.459995G	49.26	54.00	-4.74	5.91	3	Vertical	183	1.04	-
PK	5.4662G	61.66	68.20	-6.54	5.93	3	Vertical	183	1.04	-
PK	5.7152G	123.06	Inf	-Inf	6.74	3	Vertical	183	1.04	-
AV	5.7152G	112.92	Inf	-Inf	6.74	3	Vertical	183	1.04	-
PK	5.8826G	60.81	68.20	-7.39	7.25	3	Vertical	183	1.04	-

802.11a_Nss1,(6Mbps)_3TX

5720MHz Straddle 5.47-5.725GHz_TX

27/08/2018



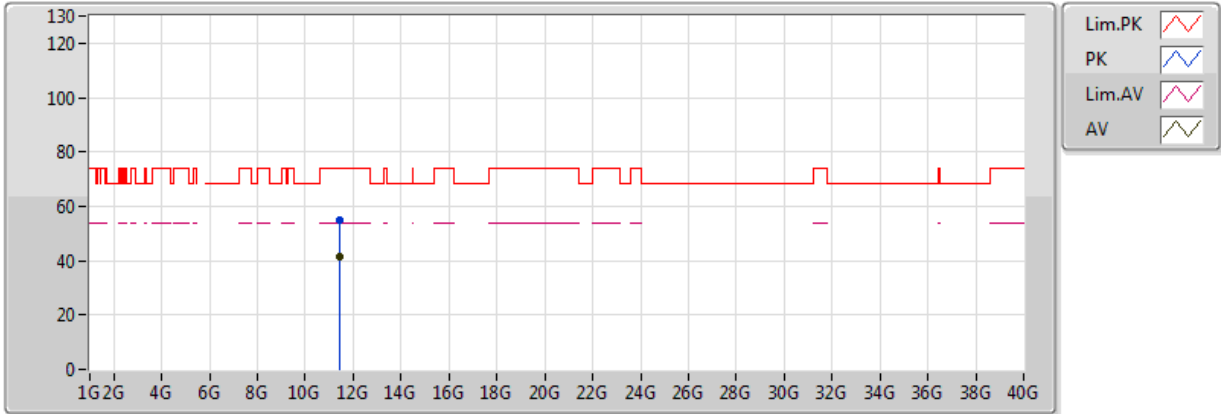
EUT Y_3TX
Setting 105
01-E-2-10
FSP(100304)

Type	Freq (Hz)	Level (dBuV/m)	Limit (dBuV/m)	Margin (dB)	Factor (dB)	Dist (m)	Condition	Azimuth (°)	Height (m)	Comments
PK	5.4284G	60.15	74.00	-13.85	5.85	3	Horizontal	72	1.97	-
AV	5.4554G	47.72	54.00	-6.28	5.91	3	Horizontal	72	1.97	-
PK	5.4692G	59.56	68.20	-8.64	5.93	3	Horizontal	72	1.97	-
PK	5.7134G	119.48	Inf	-Inf	6.74	3	Horizontal	72	1.97	-
AV	5.7128G	109.67	Inf	-Inf	6.73	3	Horizontal	72	1.97	-
PK	5.9066G	59.43	68.20	-8.77	7.31	3	Horizontal	72	1.97	-

802.11a_Nss1,(6Mbps)_3TX

5720MHz Straddle 5.47-5.725GHz_TX

27/08/2018



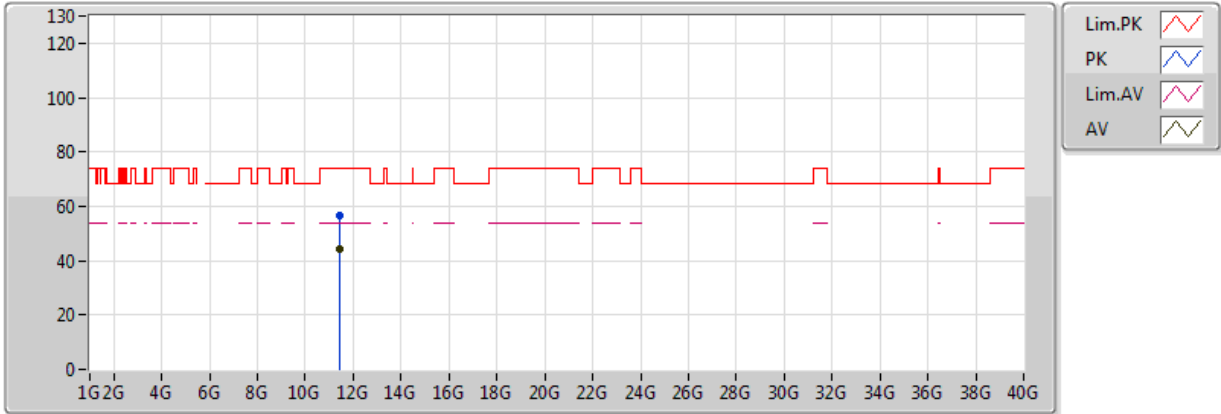
EUT Y_3TX
Setting 105
01-E-2
FSP(100304)

Type	Freq (Hz)	Level (dBuV/m)	Limit (dBuV/m)	Margin (dB)	Factor (dB)	Dist (m)	Condition	Azimuth (°)	Height (m)	Comments
PK	11.43586G	54.72	74.00	-19.28	13.32	3	Vertical	248	1.79	-
AV	11.43751G	41.53	54.00	-12.47	13.32	3	Vertical	248	1.79	-

802.11a_Nss1,(6Mbps)_3TX

5720MHz Straddle 5.47-5.725GHz_TX

27/08/2018



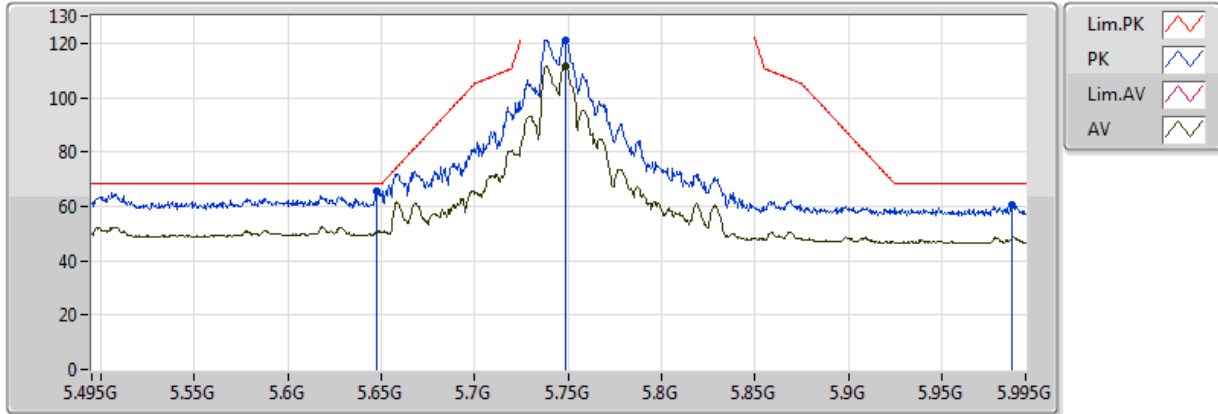
EUT Y_3TX
 Setting 105
 01-E-2
 FSP(100304)

Type	Freq (Hz)	Level (dBuV/m)	Limit (dBuV/m)	Margin (dB)	Factor (dB)	Dist (m)	Condition	Azimuth (°)	Height (m)	Comments
PK	11.44222G	56.65	74.00	-17.35	13.32	3	Horizontal	296	1.67	-
AV	11.4421G	44.07	54.00	-9.93	13.32	3	Horizontal	296	1.67	-

802.11a_Nss1,(6Mbps)_3TX

5745MHz_TX

27/08/2018



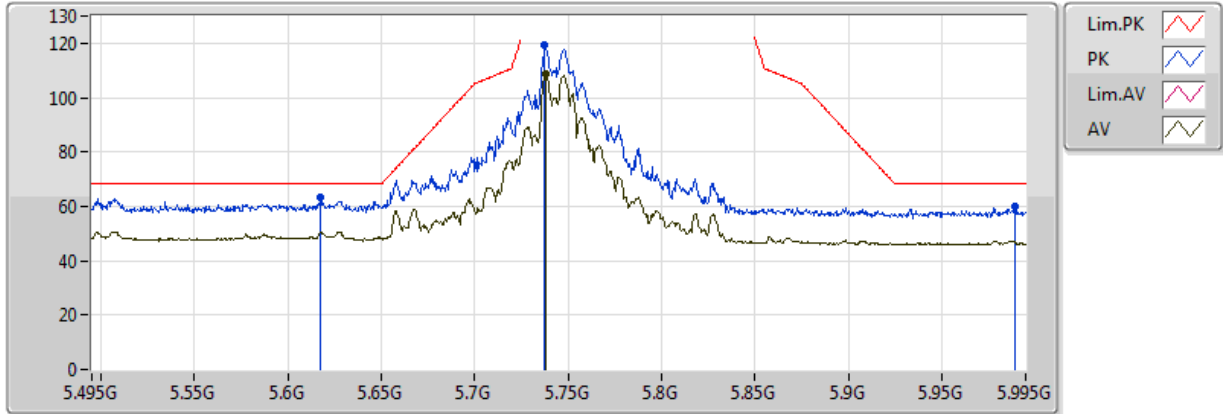
EUT Y_3TX
 Setting 105
 01-E-2-10
 FSP(100304)

Type	Freq (Hz)	Level (dBuV/m)	Limit (dBuV/m)	Margin (dB)	Factor (dB)	Dist (m)	Condition	Azimuth (°)	Height (m)	Comments
PK	5.6475G	65.34	68.20	-2.86	6.46	3	Vertical	174	1.88	-
PK	5.7485G	121.31	Inf	-Inf	6.88	3	Vertical	174	1.88	-
AV	5.7485G	111.65	Inf	-Inf	6.88	3	Vertical	174	1.88	-
PK	5.988G	60.76	68.20	-7.44	7.46	3	Vertical	174	1.88	-

802.11a_Nss1,(6Mbps)_3TX

5745MHz_TX

27/08/2018



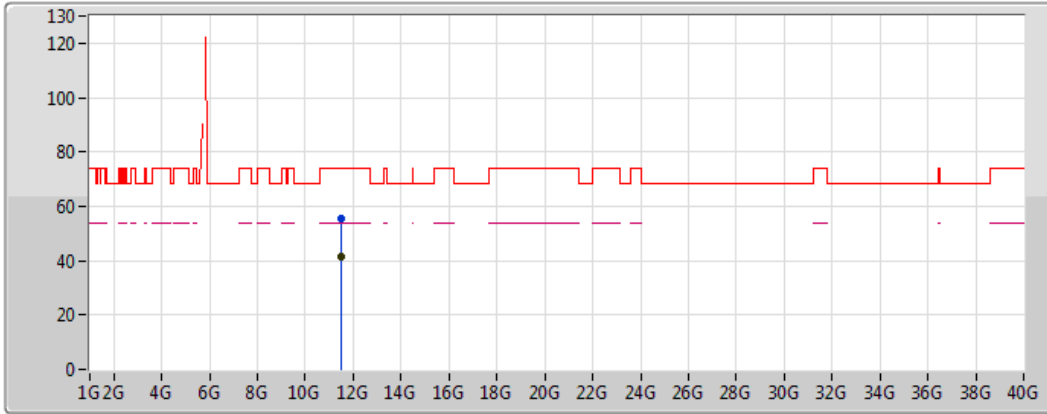
EUT Y_3TX
 Setting 105
 01-E-2-10
 FSP(100304)

Type	Freq (Hz)	Level (dBuV/m)	Limit (dBuV/m)	Margin (dB)	Factor (dB)	Dist (m)	Condition	Azimuth (°)	Height (m)	Comments
PK	5.6175G	63.26	68.20	-4.94	6.34	3	Horizontal	70	1.95	-
PK	5.7375G	119.25	Inf	-Inf	6.84	3	Horizontal	70	1.95	-
AV	5.738G	108.62	Inf	-Inf	6.84	3	Horizontal	70	1.95	-
PK	5.989G	59.74	68.20	-8.46	7.46	3	Horizontal	70	1.95	-

802.11a_Nss1,(6Mbps)_3TX

5745MHz_TX

27/08/2018



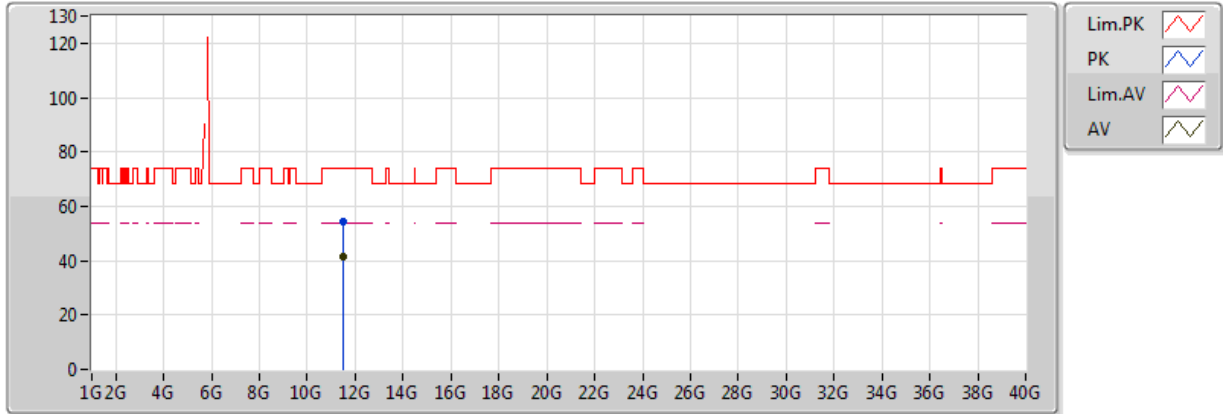
EUT Y_3TX
 Setting 105
 01-E-2
 FSP(100304)

Type	Freq (Hz)	Level (dBuV/m)	Limit (dBuV/m)	Margin (dB)	Factor (dB)	Dist (m)	Condition	Azimuth (°)	Height (m)	Comments
PK	11.49762G	55.25	74.00	-18.75	13.32	3	Vertical	281	1.59	-
AV	11.48847G	41.61	54.00	-12.39	13.32	3	Vertical	281	1.59	-

802.11a_Nss1,(6Mbps)_3TX

5745MHz_TX

27/08/2018



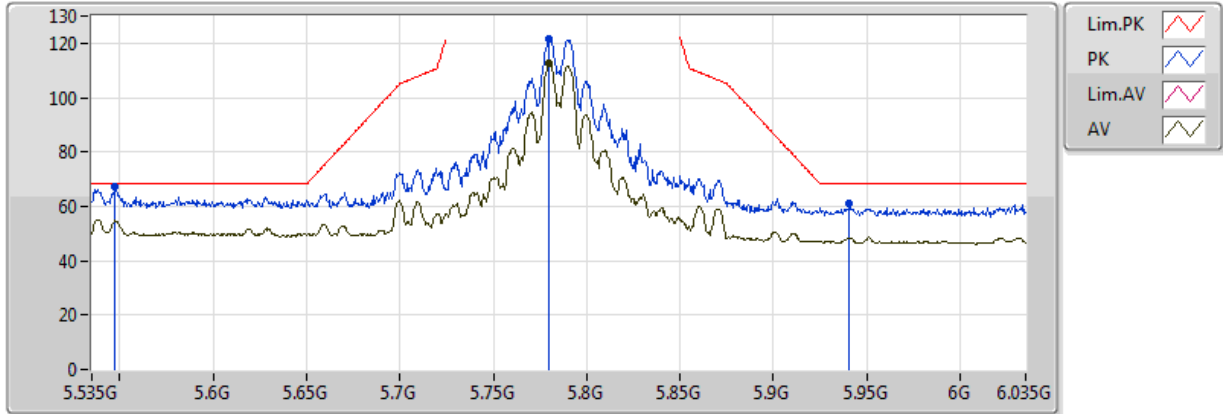
EUT Y_3TX
 Setting 105
 01-E-2
 FSP(100304)

Type	Freq (Hz)	Level (dBuV/m)	Limit (dBuV/m)	Margin (dB)	Factor (dB)	Dist (m)	Condition	Azimuth (°)	Height (m)	Comments
PK	11.47932G	54.60	74.00	-19.40	13.32	3	Horizontal	162	2.19	-
AV	11.48817G	41.66	54.00	-12.34	13.32	3	Horizontal	162	2.19	-

802.11a_Nss1,(6Mbps)_3TX

5785MHz_TX

27/08/2018



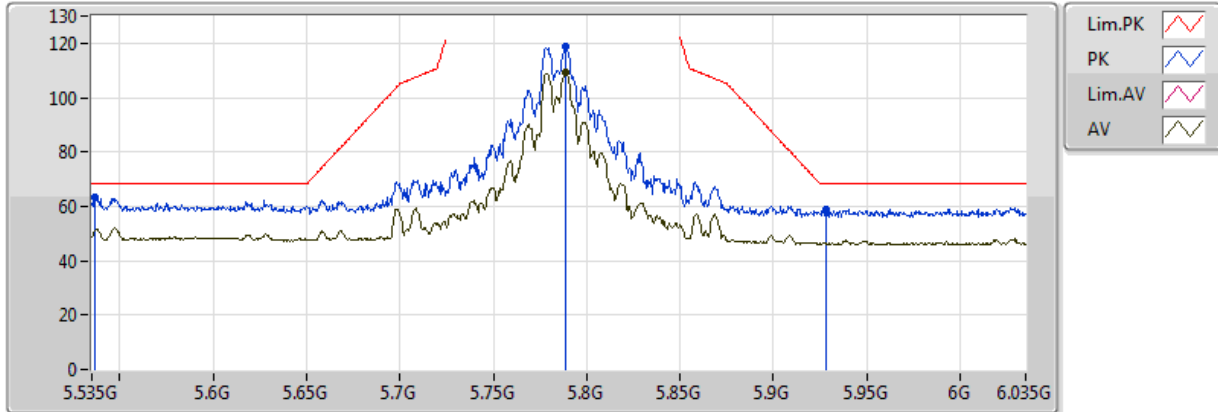
EUT Y_3TX
 Setting 105
 01-E-2-10
 FSP(100304)

Type	Freq (Hz)	Level (dBuV/m)	Limit (dBuV/m)	Margin (dB)	Factor (dB)	Dist (m)	Condition	Azimuth (°)	Height (m)	Comments
PK	5.5475G	67.50	68.20	-0.70	6.12	3	Vertical	179	1.01	-
PK	5.78G	121.53	Inf	-Inf	7.02	3	Vertical	179	1.01	-
AV	5.78G	112.50	Inf	-Inf	7.02	3	Vertical	179	1.01	-
PK	5.9405G	61.28	68.20	-6.92	7.36	3	Vertical	179	1.01	-

802.11a_Nss1,(6Mbps)_3TX

5785MHz_TX

27/08/2018



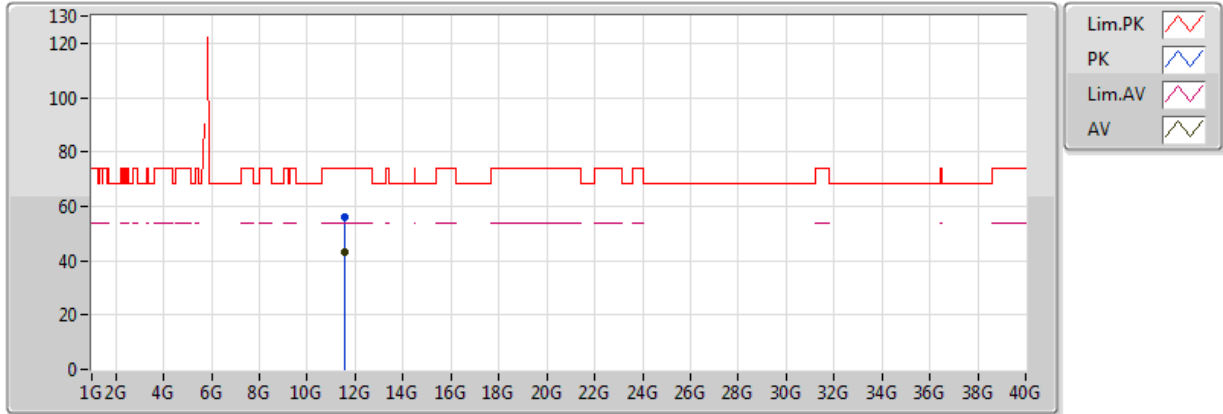
EUT Y_3TX
Setting 105
01-E-2-10
FSP(100304)

Type	Freq (Hz)	Level (dBuV/m)	Limit (dBuV/m)	Margin (dB)	Factor (dB)	Dist (m)	Condition	Azimuth (°)	Height (m)	Comments
PK	5.537G	63.48	68.20	-4.72	6.09	3	Horizontal	76	1.96	-
PK	5.789G	118.72	Inf	-Inf	7.05	3	Horizontal	76	1.96	-
AV	5.7885G	109.05	Inf	-Inf	7.05	3	Horizontal	76	1.96	-
PK	5.928G	58.90	68.20	-9.30	7.34	3	Horizontal	76	1.96	-

802.11a_Nss1,(6Mbps)_3TX

5785MHz_TX

27/08/2018



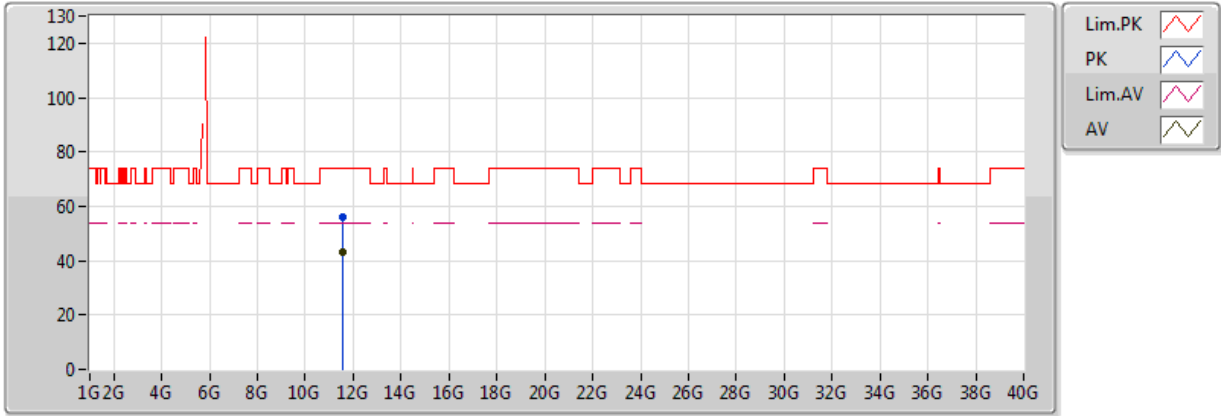
EUT Y_3TX
Setting 105
01-E-2
FSP(100304)

Type	Freq (Hz)	Level (dBuV/m)	Limit (dBuV/m)	Margin (dB)	Factor (dB)	Dist (m)	Condition	Azimuth (°)	Height (m)	Comments
PK	11.56913G	55.98	74.00	-18.02	13.33	3	Vertical	280	1.65	-
AV	11.56997G	42.94	54.00	-11.06	13.33	3	Vertical	280	1.65	-

802.11a_Nss1,(6Mbps)_3TX

5785MHz_TX

27/08/2018



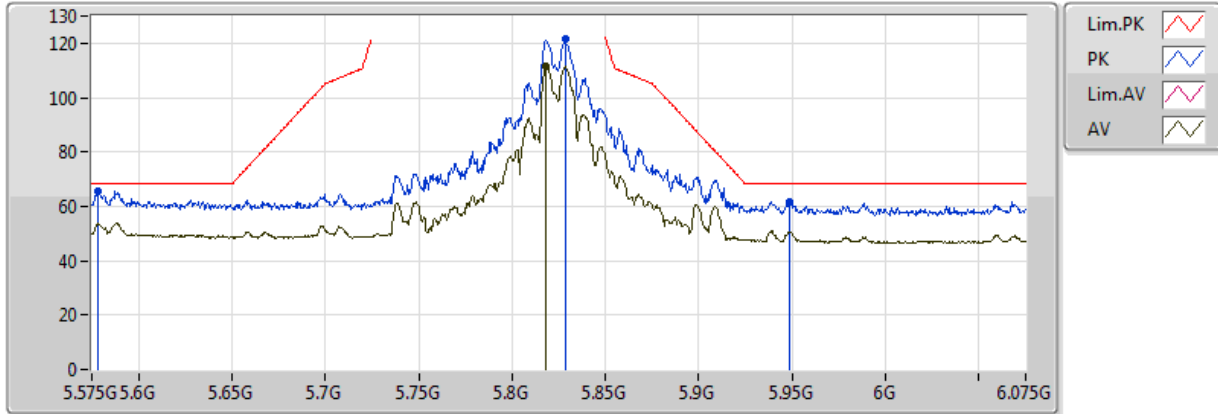
EUT Y_3TX
 Setting 105
 01-E-2
 FSP(100304)

Type	Freq (Hz)	Level (dBuV/m)	Limit (dBuV/m)	Margin (dB)	Factor (dB)	Dist (m)	Condition	Azimuth (°)	Height (m)	Comments
PK	11.56823G	55.89	74.00	-18.11	13.33	3	Horizontal	280	2.05	-
AV	11.56985G	42.93	54.00	-11.07	13.33	3	Horizontal	280	2.05	-

802.11a_Nss1,(6Mbps)_3TX

5825MHz_TX

27/08/2018



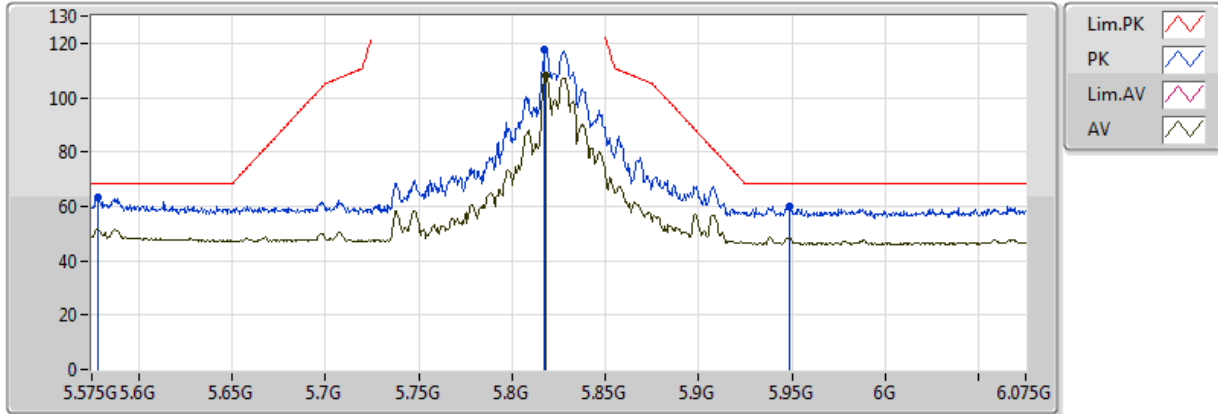
EUT Y_3TX
 Setting 105
 01-E-2-10
 FSP(100304)

Type	Freq (Hz)	Level (dBuV/m)	Limit (dBuV/m)	Margin (dB)	Factor (dB)	Dist (m)	Condition	Azimuth (°)	Height (m)	Comments
PK	5.578G	65.41	68.20	-2.79	6.21	3	Vertical	180	1.91	-
PK	5.8285G	121.40	Inf	-Inf	7.15	3	Vertical	180	1.91	-
AV	5.818G	111.56	Inf	-Inf	7.13	3	Vertical	180	1.91	-
PK	5.9485G	61.88	68.20	-6.32	7.39	3	Vertical	180	1.91	-

802.11a_Nss1,(6Mbps)_3TX

5825MHz_TX

27/08/2018



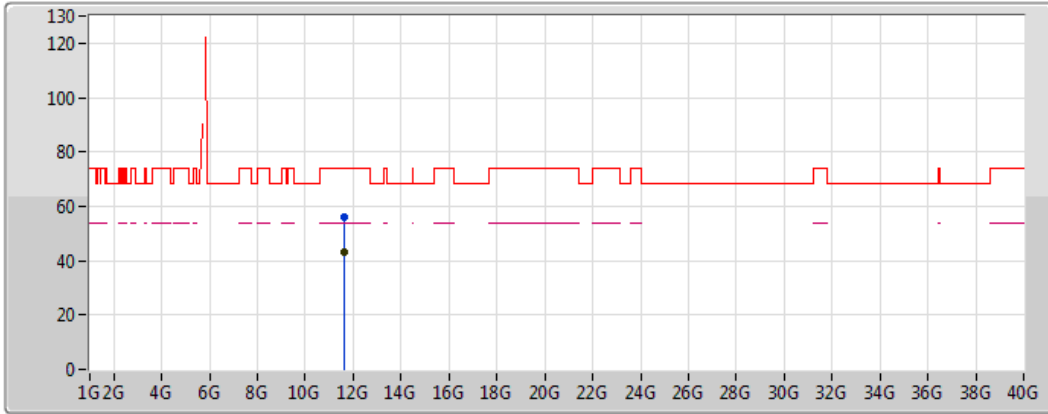
EUT Y_3TX
Setting 105
01-E-2-10
FSP(100304)

Type	Freq (Hz)	Level (dBuV/m)	Limit (dBuV/m)	Margin (dB)	Factor (dB)	Dist (m)	Condition	Azimuth (°)	Height (m)	Comments
PK	5.578G	63.13	68.20	-5.07	6.21	3	Horizontal	71	1.98	-
PK	5.8175G	117.45	Inf	-Inf	7.13	3	Horizontal	71	1.98	-
AV	5.818G	108.07	Inf	-Inf	7.13	3	Horizontal	71	1.98	-
PK	5.9485G	60.01	68.20	-8.19	7.39	3	Horizontal	71	1.98	-

802.11a_Nss1,(6Mbps)_3TX

5825MHz_TX

27/08/2018



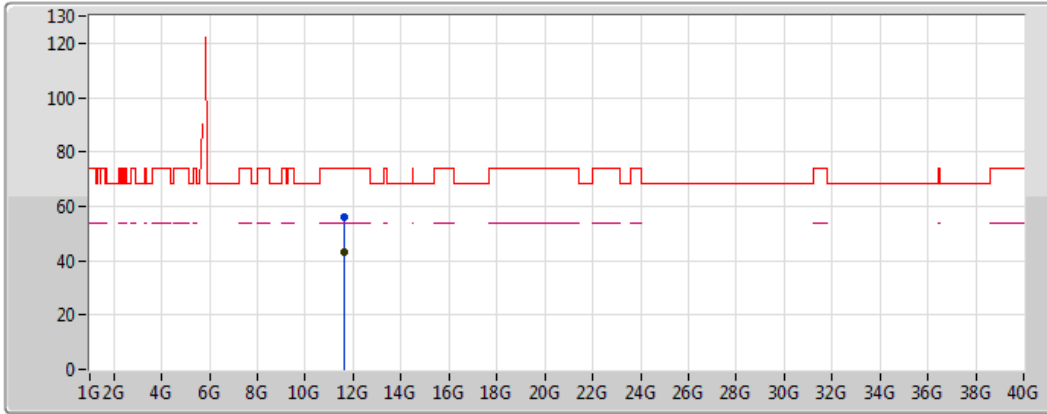
EUT Y_3TX
Setting 105
01-E-2
FSP(100304)

Type	Freq (Hz)	Level (dBuV/m)	Limit (dBuV/m)	Margin (dB)	Factor (dB)	Dist (m)	Condition	Azimuth (°)	Height (m)	Comments
PK	11.64829G	55.86	74.00	-18.14	13.34	3	Vertical	281	1.66	-
AV	11.64835G	43.15	54.00	-10.85	13.34	3	Vertical	281	1.66	-

802.11a_Nss1,(6Mbps)_3TX

5825MHz_TX

27/08/2018



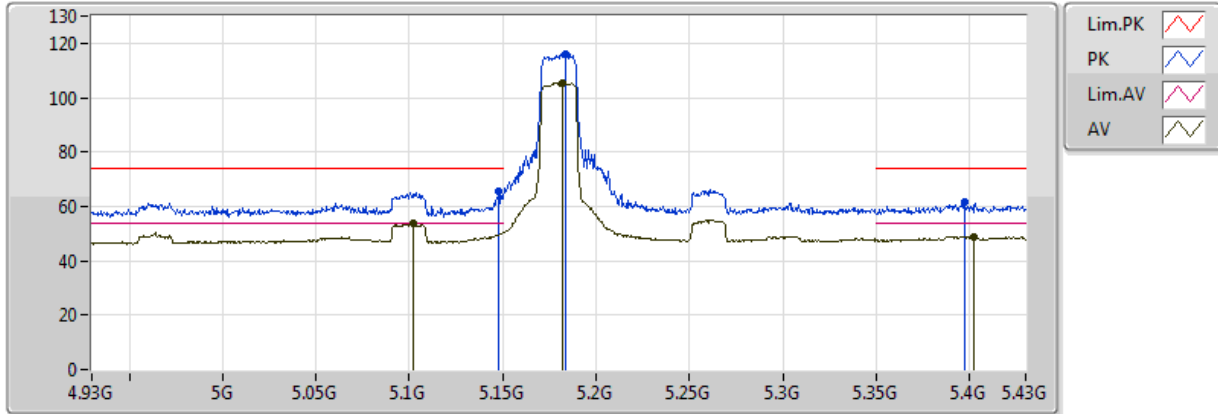
EUT Y_3TX
Setting 105
01-E-2
FSP(100304)

Type	Freq (Hz)	Level (dBuV/m)	Limit (dBuV/m)	Margin (dB)	Factor (dB)	Dist (m)	Condition	Azimuth (°)	Height (m)	Comments
PK	11.6479G	56.04	74.00	-17.96	13.34	3	Horizontal	339	1.43	-
AV	11.64856G	43.21	54.00	-10.79	13.34	3	Horizontal	339	1.43	-

802.11ac VHT20-BF_Nss1,(MCS0)_3TX

5180MHz_TX

29/06/2018



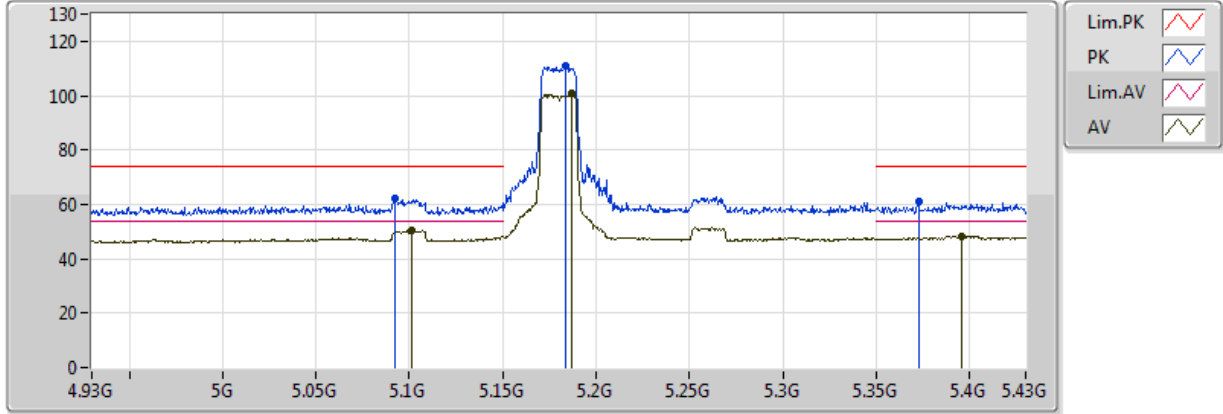
EUT Y_3TX
 Setting 70
 03-J-5-10
 FSP(100080)

Type	Freq (Hz)	Level (dBuV/m)	Limit (dBuV/m)	Margin (dB)	Factor (dB)	Dist (m)	Condition	Azimuth (°)	Height (m)	Comments
PK	5.148G	65.43	74.00	-8.57	6.15	3	Vertical	172	1.15	-
AV	5.102G	53.73	54.00	-0.27	6.06	3	Vertical	172	1.15	-
PK	5.184G	116.27	Inf	-Inf	6.19	3	Vertical	172	1.15	-
AV	5.182G	105.47	Inf	-Inf	6.19	3	Vertical	172	1.15	-
PK	5.397G	61.86	74.00	-12.14	6.72	3	Vertical	172	1.15	-
AV	5.4025G	49.00	54.00	-5.00	6.73	3	Vertical	172	1.15	-

802.11ac VHT20-BF_Nss1,(MCS0)_3TX

5180MHz_TX

29/06/2018



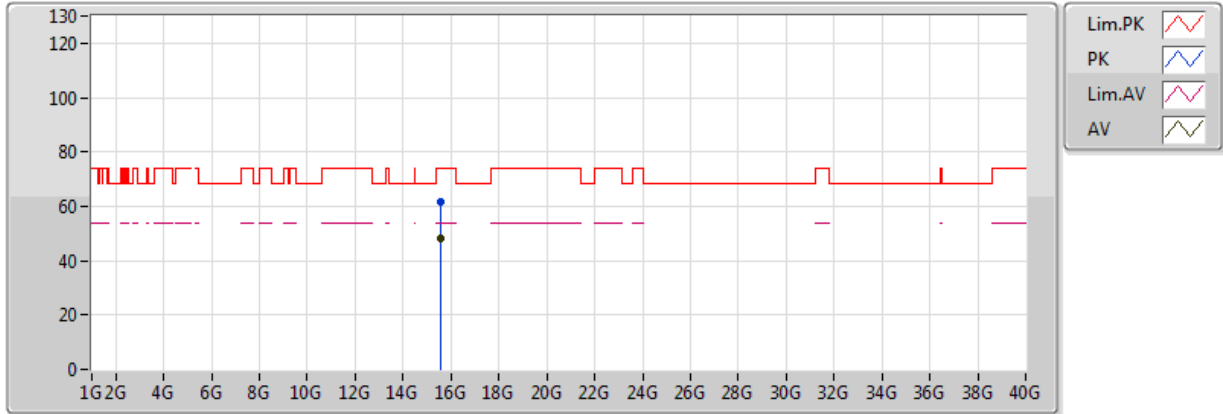
EUT Y_3TX
Setting 70
03-J-5-10
FSP(100080)

Type	Freq (Hz)	Level (dBuV/m)	Limit (dBuV/m)	Margin (dB)	Factor (dB)	Dist (m)	Condition	Azimuth (°)	Height (m)	Comments
PK	5.0925G	62.13	74.00	-11.87	6.05	3	Horizontal	78	2.88	-
AV	5.1015G	50.47	54.00	-3.53	6.06	3	Horizontal	78	2.88	-
PK	5.1835G	110.74	Inf	-Inf	6.19	3	Horizontal	78	2.88	-
AV	5.187G	100.64	Inf	-Inf	6.20	3	Horizontal	78	2.88	-
PK	5.3725G	60.84	74.00	-13.16	6.66	3	Horizontal	78	2.88	-
AV	5.396G	48.36	54.00	-5.64	6.72	3	Horizontal	78	2.88	-

802.11ac VHT20-BF_Nss1,(MCS0)_3TX

5180MHz_TX

29/06/2018



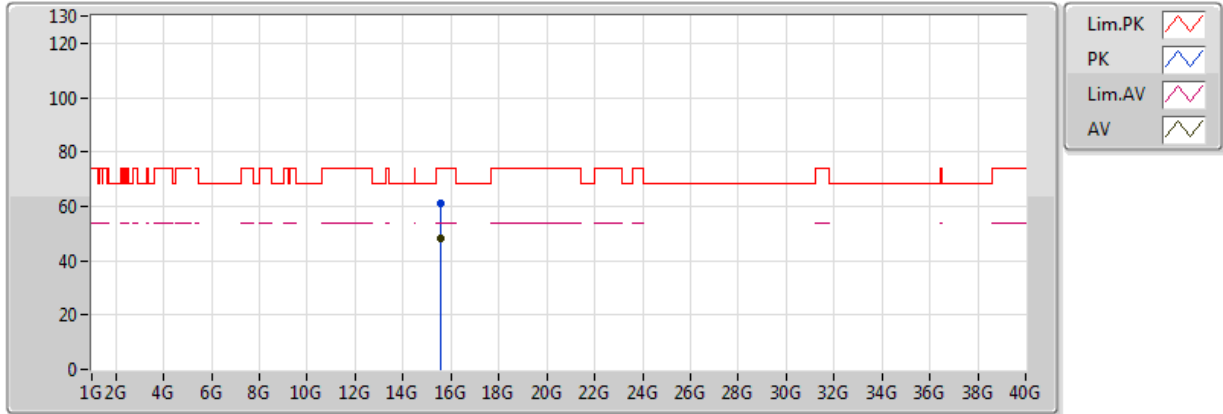
EUT Y_3TX
Setting 70
03-J-5
FSP(100080)

Type	Freq (Hz)	Level (dBuV/m)	Limit (dBuV/m)	Margin (dB)	Factor (dB)	Dist (m)	Condition	Azimuth (°)	Height (m)	Comments
PK	15.55011G	61.40	74.00	-12.60	16.21	3	Vertical	258	1.67	-
AV	15.55449G	48.06	54.00	-5.94	16.19	3	Vertical	258	1.67	-

802.11ac VHT20-BF_Nss1,(MCS0)_3TX

5180MHz_TX

29/06/2018



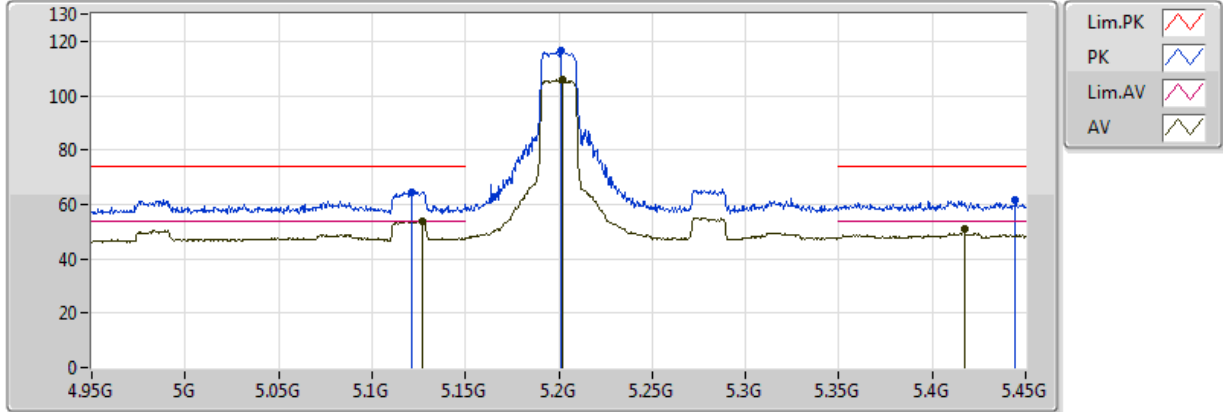
EUT Y_3TX
Setting 70
03-J-5
FSP(100080)

Type	Freq (Hz)	Level (dBuV/m)	Limit (dBuV/m)	Margin (dB)	Factor (dB)	Dist (m)	Condition	Azimuth (°)	Height (m)	Comments
PK	15.53814G	60.93	74.00	-13.07	16.25	3	Horizontal	31	1.74	-
AV	15.55203G	48.09	54.00	-5.91	16.20	3	Horizontal	31	1.74	-

802.11ac VHT20-BF_Nss1,(MCS0)_3TX

5200MHz_TX

29/06/2018



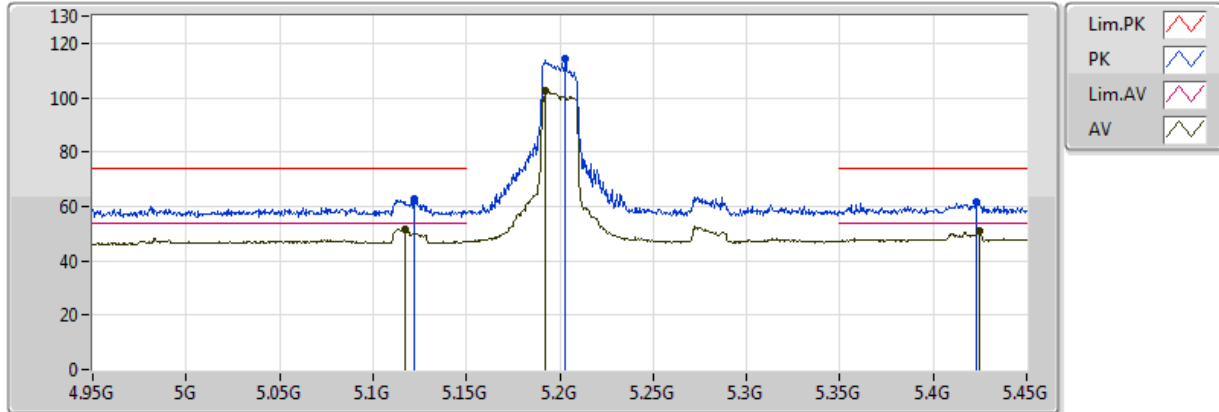
EUT Y_3TX
 Setting 75
 03-J-5-10
 FSP(100080)

Type	Freq (Hz)	Level (dBuV/m)	Limit (dBuV/m)	Margin (dB)	Factor (dB)	Dist (m)	Condition	Azimuth (°)	Height (m)	Comments
PK	5.121G	64.61	74.00	-9.39	6.10	3	Vertical	185	1.99	-
AV	5.127G	53.81	54.00	-0.19	6.11	3	Vertical	185	1.99	-
PK	5.201G	116.60	Inf	-Inf	6.22	3	Vertical	185	1.99	-
AV	5.202G	105.75	Inf	-Inf	6.23	3	Vertical	185	1.99	-
PK	5.4445G	61.48	74.00	-12.52	6.85	3	Vertical	185	1.99	-
AV	5.417G	51.22	54.00	-2.78	6.78	3	Vertical	185	1.99	-

802.11ac VHT20-BF_Nss1,(MCS0)_3TX

5200MHz_TX

29/06/2018



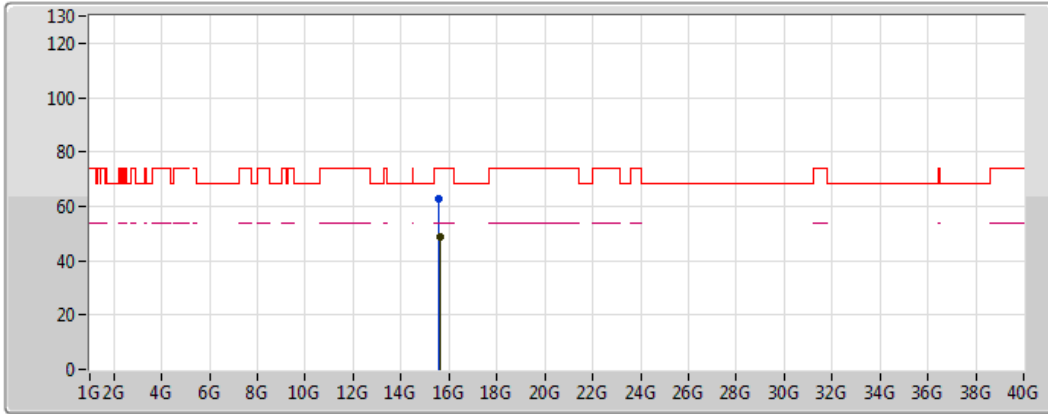
EUT Y_3TX
 Setting 75
 03-J-5-10
 FSP(100080)

Type	Freq (Hz)	Level (dBuV/m)	Limit (dBuV/m)	Margin (dB)	Factor (dB)	Dist (m)	Condition	Azimuth (°)	Height (m)	Comments
PK	5.122G	62.93	74.00	-11.07	6.10	3	Horizontal	71	2.13	-
AV	5.1175G	51.44	54.00	-2.56	6.09	3	Horizontal	71	2.13	-
PK	5.203G	114.55	Inf	-Inf	6.23	3	Horizontal	71	2.13	-
AV	5.1925G	102.54	Inf	-Inf	6.21	3	Horizontal	71	2.13	-
PK	5.423G	61.60	74.00	-12.40	6.79	3	Horizontal	71	2.13	-
AV	5.425G	50.78	54.00	-3.22	6.80	3	Horizontal	71	2.13	-

802.11ac VHT20-BF_Nss1,(MCS0)_3TX

5200MHz_TX

02/07/2018



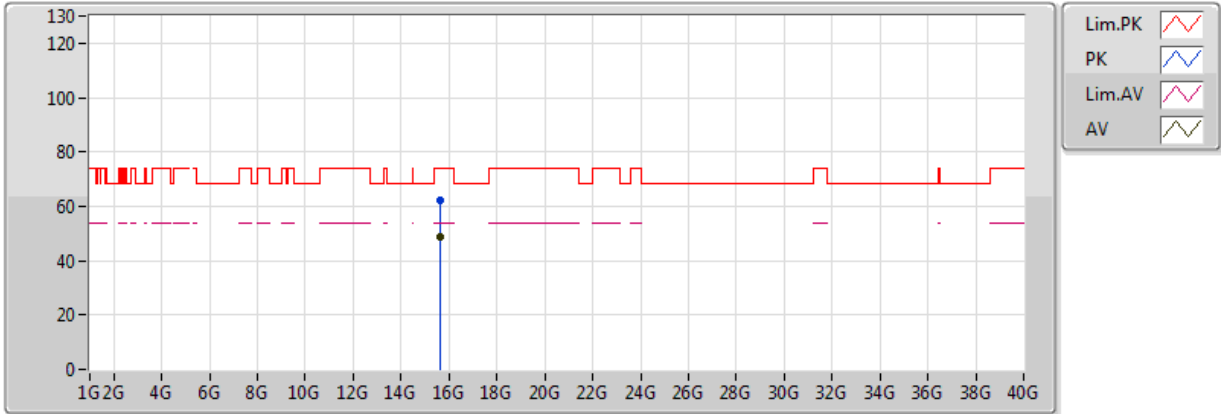
EUT Y_3TX
Setting 75
03-J-5
FSP(100080)

Type	Freq (Hz)	Level (dBuV/m)	Limit (dBuV/m)	Margin (dB)	Factor (dB)	Dist (m)	Condition	Azimuth (°)	Height (m)	Comments
PK	15.588333G	62.54	74.00	-11.46	16.08	3	Vertical	207	2.03	-
AV	15.60345G	48.53	54.00	-5.47	16.03	3	Vertical	207	2.03	-

802.11ac VHT20-BF_Nss1,(MCS0)_3TX

5200MHz_TX

02/07/2018



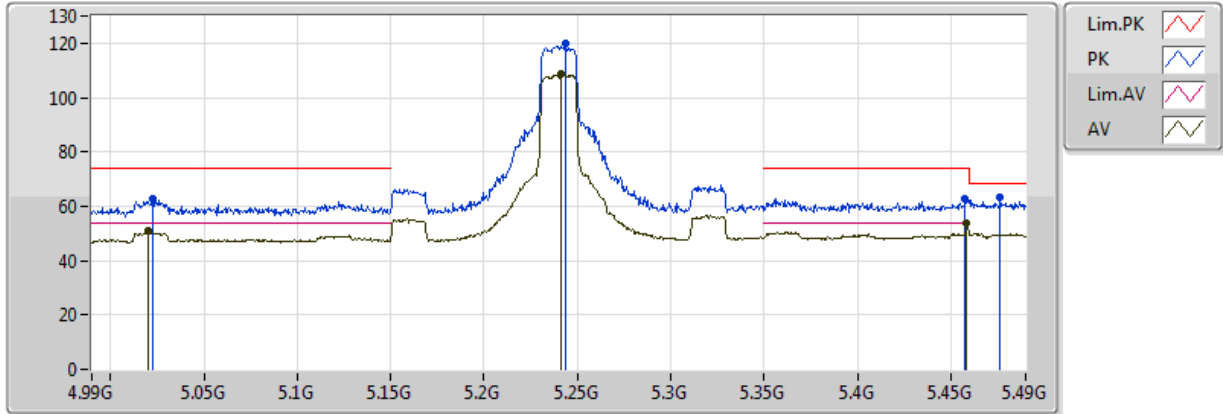
EUT Y_3TX
Setting 75
03-J-5
FSP(100080)

Type	Freq (Hz)	Level (dBuV/m)	Limit (dBuV/m)	Margin (dB)	Factor (dB)	Dist (m)	Condition	Azimuth (°)	Height (m)	Comments
PK	15.60834G	62.08	74.00	-11.92	16.01	3	Horizontal	211	1.79	-
AV	15.60819G	48.53	54.00	-5.47	16.01	3	Horizontal	211	1.79	-

802.11ac VHT20-BF_Nss1,(MCS0)_3TX

5240MHz_TX

12/07/2018



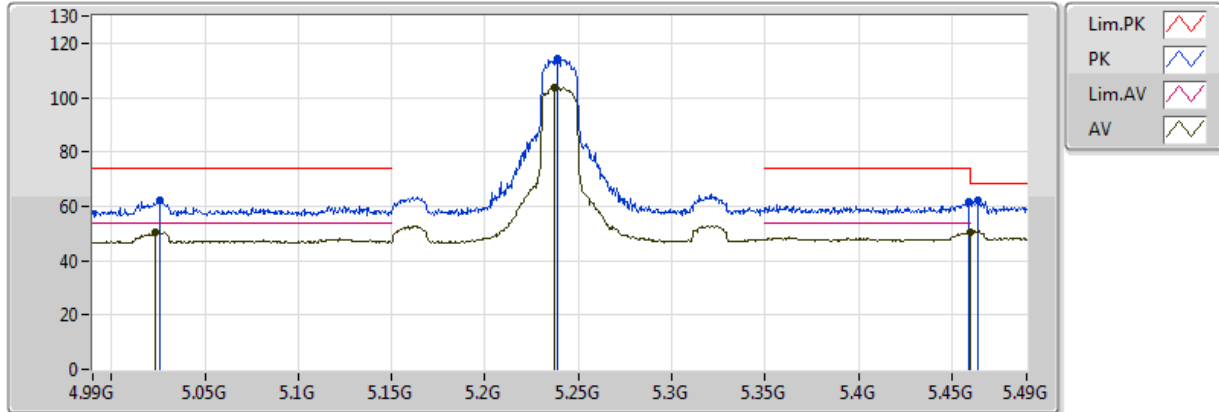
EUT Y_3TX
Setting 82
03-J-5-10
FSP(100080)

Type	Freq (Hz)	Level (dBuV/m)	Limit (dBuV/m)	Margin (dB)	Factor (dB)	Dist (m)	Condition	Azimuth (°)	Height (m)	Comments
PK	5.023G	62.59	74.00	-11.41	5.93	3	Vertical	171	1.03	-
AV	5.0205G	51.11	54.00	-2.89	5.93	3	Vertical	171	1.03	-
PK	5.2435G	119.89	Inf	-Inf	6.34	3	Vertical	171	1.03	-
AV	5.2415G	108.70	Inf	-Inf	6.33	3	Vertical	171	1.03	-
PK	5.4575G	63.03	74.00	-10.97	6.89	3	Vertical	171	1.03	-
AV	5.4585G	53.86	54.00	-0.14	6.89	3	Vertical	171	1.03	-
PK	5.4765G	63.08	68.20	-5.12	6.94	3	Vertical	171	1.03	-

802.11ac VHT20-BF_Nss1,(MCS0)_3TX

5240MHz_TX

12/07/2018



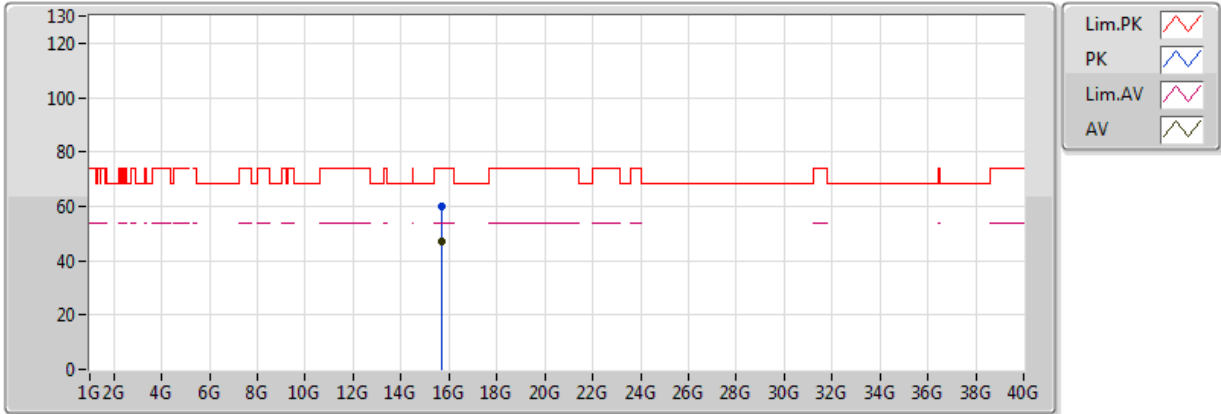
EUT Y_3TX
Setting 82
03-J-5-10
FSP(100080)

Type	Freq (Hz)	Level (dBuV/m)	Limit (dBuV/m)	Margin (dB)	Factor (dB)	Dist (m)	Condition	Azimuth (°)	Height (m)	Comments
PK	5.026G	62.04	74.00	-11.96	5.94	3	Horizontal	133	1.89	-
AV	5.0235G	50.62	54.00	-3.38	5.93	3	Horizontal	133	1.89	-
PK	5.2385G	114.36	Inf	-Inf	6.32	3	Horizontal	133	1.89	-
AV	5.237G	103.76	Inf	-Inf	6.32	3	Horizontal	133	1.89	-
PK	5.459G	61.53	74.00	-12.47	6.89	3	Horizontal	133	1.89	-
AV	5.459995G	50.66	54.00	-3.34	6.89	3	Horizontal	133	1.89	-
PK	5.464G	62.02	68.20	-6.18	6.91	3	Horizontal	133	1.89	-

802.11ac VHT20-BF_Nss1,(MCS0)_3TX

5240MHz_TX

28/08/2018



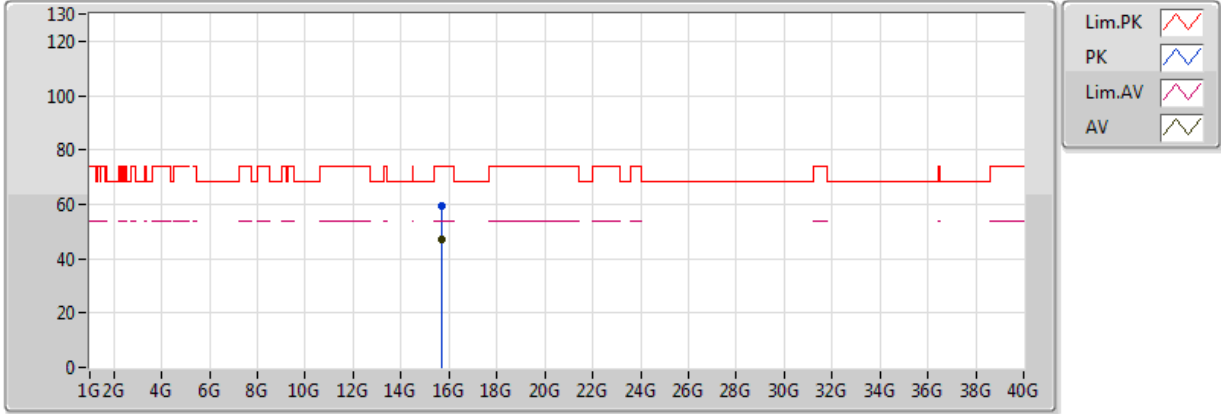
EUT Y_3TX
Setting 82
03-J-5
FSP(100080)

Type	Freq (Hz)	Level (dBuV/m)	Limit (dBuV/m)	Margin (dB)	Factor (dB)	Dist (m)	Condition	Azimuth (°)	Height (m)	Comments
PK	15.71376G	59.68	74.00	-14.32	15.66	3	Vertical	92	1.73	-
AV	15.70596G	46.86	54.00	-7.14	15.69	3	Vertical	92	1.73	-

802.11ac VHT20-BF_Nss1,(MCS0)_3TX

5240MHz_TX

28/08/2018



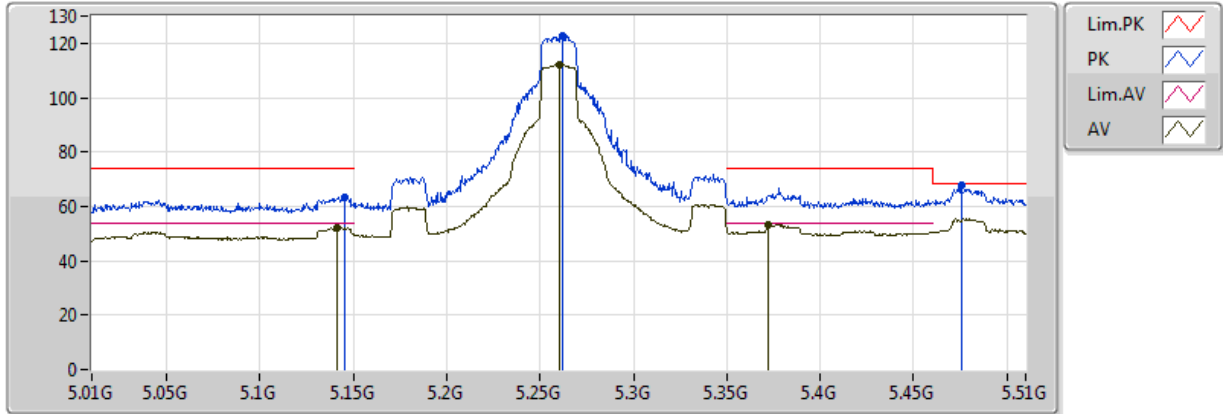
EUT Y_3TX
Setting 82
03-J-5
FSP(100080)

Type	Freq (Hz)	Level (dBuV/m)	Limit (dBuV/m)	Margin (dB)	Factor (dB)	Dist (m)	Condition	Azimuth (°)	Height (m)	Comments
PK	15.70908G	59.51	74.00	-14.49	15.67	3	Horizontal	170	1.63	-
AV	15.70626G	46.79	54.00	-7.21	15.68	3	Horizontal	170	1.63	-

802.11ac VHT20-BF_Nss1,(MCS0)_3TX

5260MHz_TX

29/06/2018



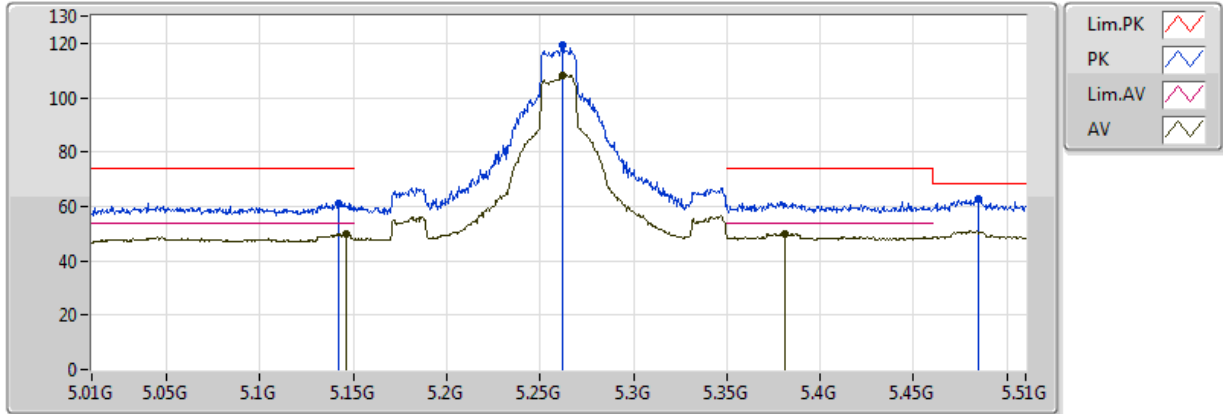
EUT Y_3TX
Setting 100
03-J-5-10
FSP(100080)

Type	Freq (Hz)	Level (dBuV/m)	Limit (dBuV/m)	Margin (dB)	Factor (dB)	Dist (m)	Condition	Azimuth (°)	Height (m)	Comments
PK	5.145G	63.29	74.00	-10.71	6.14	3	Vertical	173	1.01	-
AV	5.1415G	52.03	54.00	-1.97	6.13	3	Vertical	173	1.01	-
PK	5.262G	122.72	Inf	-Inf	6.39	3	Vertical	173	1.01	-
AV	5.2605G	111.98	Inf	-Inf	6.38	3	Vertical	173	1.01	-
PK	5.4755G	67.54	68.20	-0.66	6.94	3	Vertical	173	1.01	-
AV	5.372G	53.27	54.00	-0.73	6.66	3	Vertical	173	1.01	-

802.11ac VHT20-BF_Nss1,(MCS0)_3TX

5260MHz_TX

29/06/2018



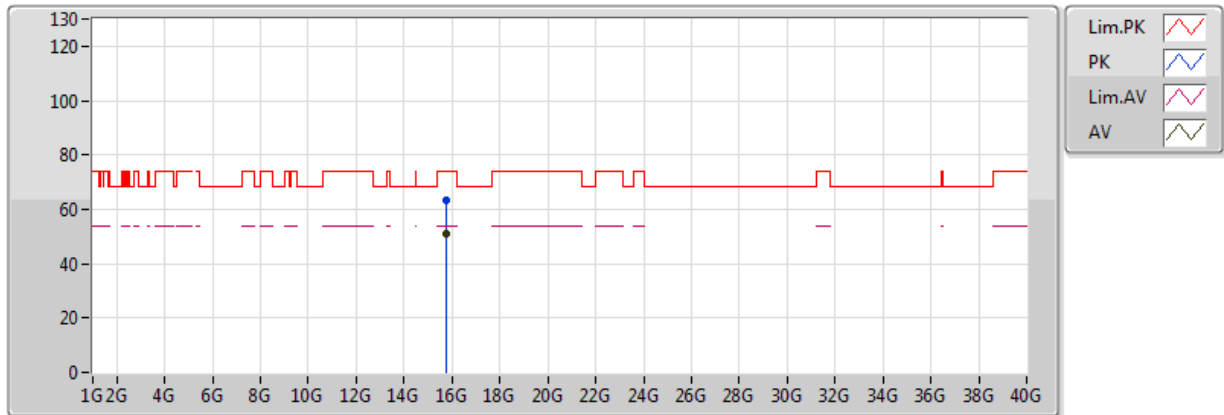
EUT Y_3TX
Setting 100
03-J-5-10
FSP(100080)

Type	Freq (Hz)	Level (dBuV/m)	Limit (dBuV/m)	Margin (dB)	Factor (dB)	Dist (m)	Condition	Azimuth (°)	Height (m)	Comments
PK	5.1425G	61.11	74.00	-12.89	6.14	3	Horizontal	133	2.00	-
AV	5.1465G	49.89	54.00	-4.11	6.14	3	Horizontal	133	2.00	-
PK	5.262G	119.33	Inf	-Inf	6.39	3	Horizontal	133	2.00	-
AV	5.262G	108.27	Inf	-Inf	6.39	3	Horizontal	133	2.00	-
PK	5.4845G	62.48	68.20	-5.72	6.96	3	Horizontal	133	2.00	-
AV	5.3815G	50.03	54.00	-3.97	6.69	3	Horizontal	133	2.00	-

802.11ac VHT20-BF_Nss1,(MCS0)_3TX

5260MHz_TX

29/06/2018



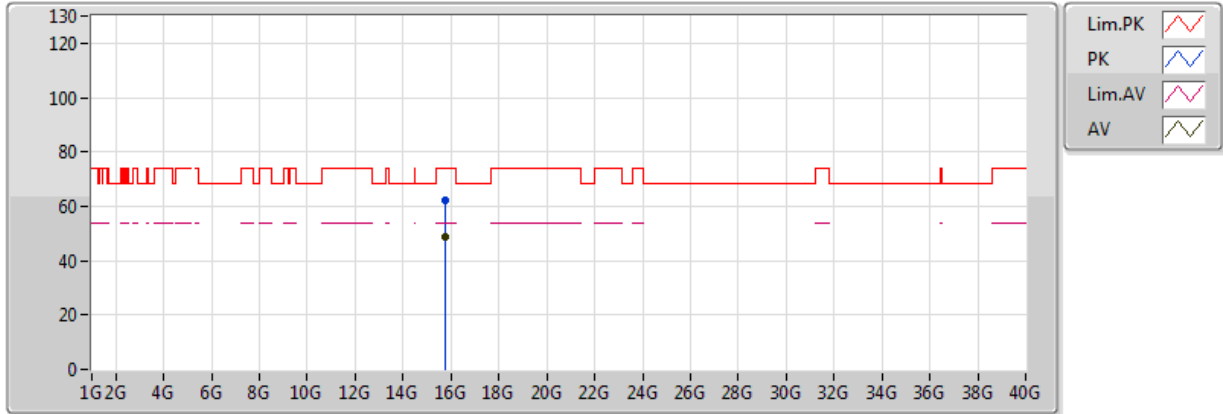
EUT Y_3TX
Setting 100
03-J-5
FSP(100080)

Type	Freq (Hz)	Level (dBuV/m)	Limit (dBuV/m)	Margin (dB)	Factor (dB)	Dist (m)	Condition	Azimuth (°)	Height (m)	Comments
PK	15.78366G	63.56	74.00	-10.44	15.42	3	Vertical	270	1.67	-
AV	15.77466G	51.21	54.00	-2.79	15.45	3	Vertical	270	1.67	-

802.11ac VHT20-BF_Nss1,(MCS0)_3TX

5260MHz_TX

29/06/2018



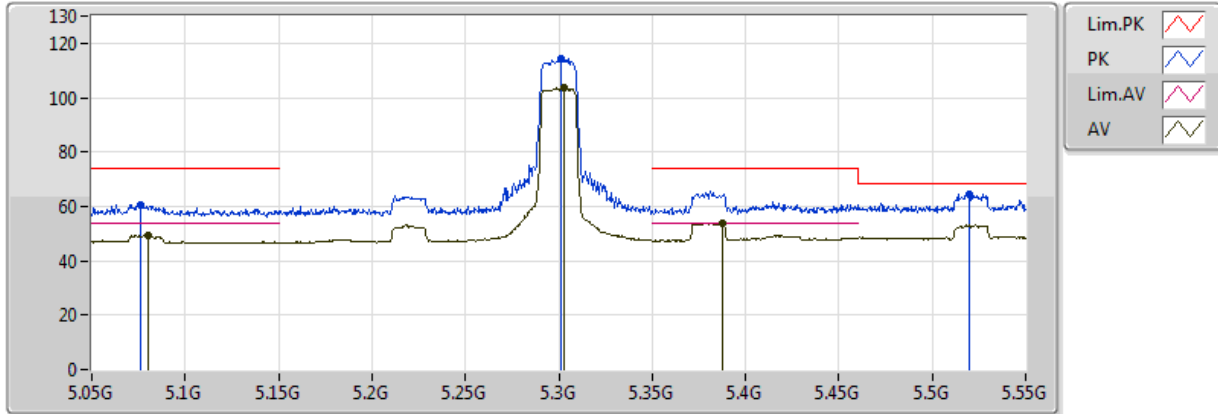
EUT Y_3TX
 Setting 100
 03-J-5
 FSP(100080)

Type	Freq (Hz)	Level (dBuV/m)	Limit (dBuV/m)	Margin (dB)	Factor (dB)	Dist (m)	Condition	Azimuth (°)	Height (m)	Comments
PK	15.78879G	61.99	74.00	-12.01	15.41	3	Horizontal	247	2.56	-
AV	15.7791G	48.94	54.00	-5.06	15.44	3	Horizontal	247	2.56	-

802.11ac VHT20-BF_Nss1,(MCS0)_3TX

5300MHz_TX

29/06/2018



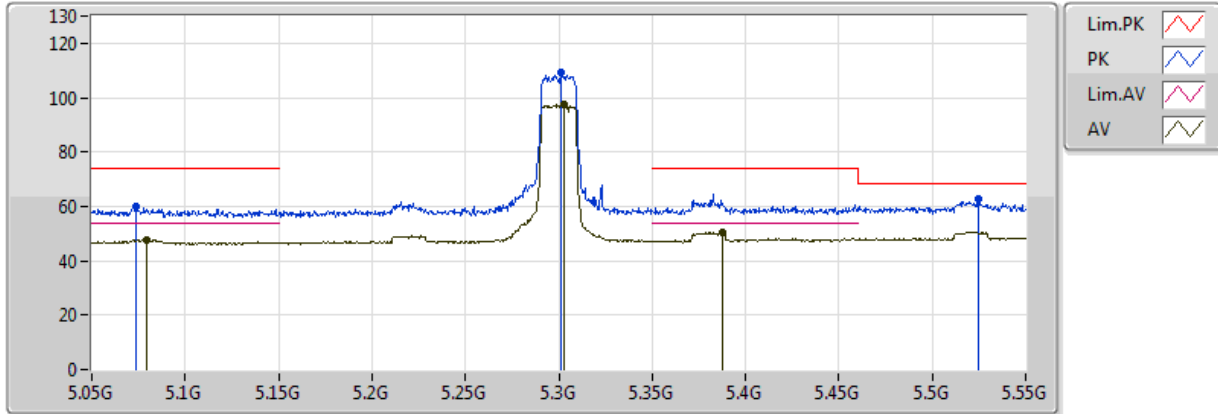
EUT Y_3TX
Setting 68
03-J-5-10
FSP(100080)

Type	Freq (Hz)	Level (dBuV/m)	Limit (dBuV/m)	Margin (dB)	Factor (dB)	Dist (m)	Condition	Azimuth (°)	Height (m)	Comments
PK	5.0765G	60.73	74.00	-13.27	6.02	3	Vertical	171	1.04	-
AV	5.08G	49.38	54.00	-4.62	6.02	3	Vertical	171	1.04	-
PK	5.3015G	114.57	Inf	-Inf	6.49	3	Vertical	171	1.04	-
AV	5.303G	103.52	Inf	-Inf	6.50	3	Vertical	171	1.04	-
PK	5.5195G	64.54	68.20	-3.66	7.01	3	Vertical	171	1.04	-
AV	5.3875G	53.87	54.00	-0.13	6.70	3	Vertical	171	1.04	-

802.11ac VHT20-BF_Nss1,(MCS0)_3TX

5300MHz_TX

29/06/2018



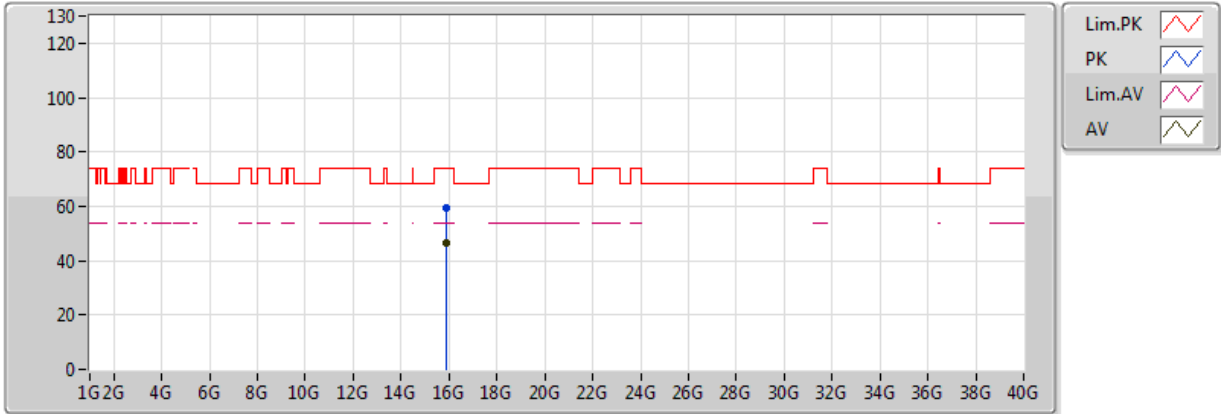
EUT Y_3TX
 Setting 68
 03-J-5-10
 FSP(100080)

Type	Freq (Hz)	Level (dBuV/m)	Limit (dBuV/m)	Margin (dB)	Factor (dB)	Dist (m)	Condition	Azimuth (°)	Height (m)	Comments
PK	5.074G	60.13	74.00	-13.87	6.01	3	Horizontal	73	1.88	-
AV	5.079G	47.74	54.00	-6.26	6.02	3	Horizontal	73	1.88	-
PK	5.3015G	109.11	Inf	-Inf	6.49	3	Horizontal	73	1.88	-
AV	5.3025G	97.58	Inf	-Inf	6.50	3	Horizontal	73	1.88	-
PK	5.525G	62.52	68.20	-5.68	7.02	3	Horizontal	73	1.88	-
AV	5.3875G	50.30	54.00	-3.70	6.70	3	Horizontal	73	1.88	-

802.11ac VHT20-BF_Nss1,(MCS0)_3TX

5300MHz_TX

02/07/2018



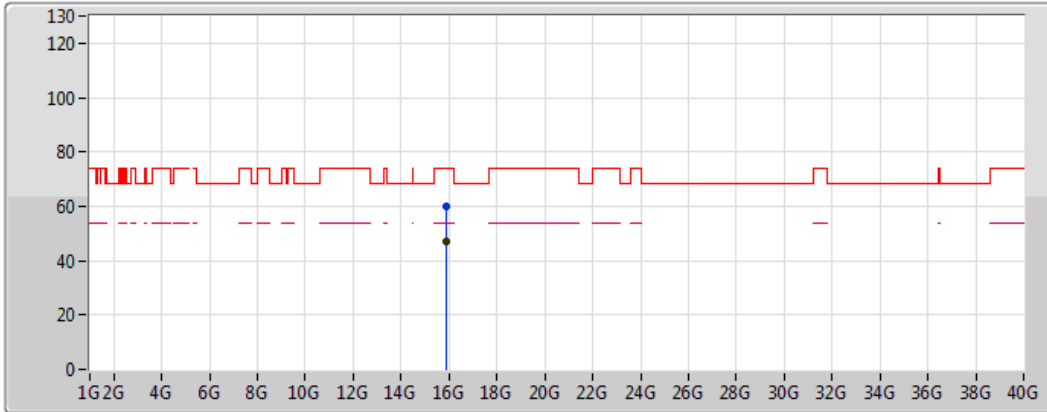
EUT Y_3TX
Setting 68
03-J-5
FSP(100080)

Type	Freq (Hz)	Level (dBuV/m)	Limit (dBuV/m)	Margin (dB)	Factor (dB)	Dist (m)	Condition	Azimuth (°)	Height (m)	Comments
PK	15.89406G	59.41	74.00	-14.59	15.05	3	Vertical	106	1.68	-
AV	15.88608G	46.65	54.00	-7.35	15.08	3	Vertical	106	1.68	-

802.11ac VHT20-BF_Nss1,(MCS0)_3TX

5300MHz_TX

02/07/2018



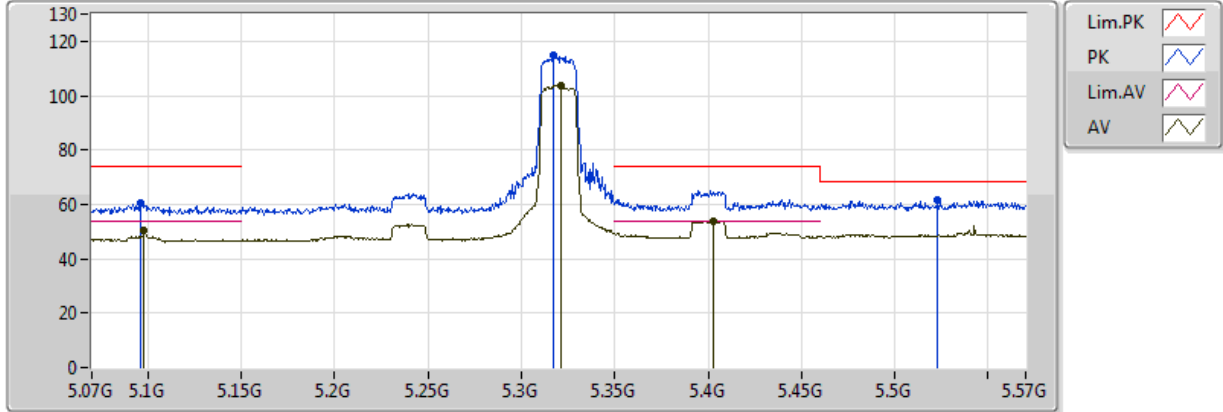
EUT Y_3TX
Setting 68
03-J-5
FSP(100080)

Type	Freq (Hz)	Level (dBuV/m)	Limit (dBuV/m)	Margin (dB)	Factor (dB)	Dist (m)	Condition	Azimuth (°)	Height (m)	Comments
PK	15.88836G	59.97	74.00	-14.03	15.07	3	Horizontal	326	1.85	-
AV	15.89247G	46.83	54.00	-7.17	15.06	3	Horizontal	326	1.85	-

802.11ac VHT20-BF_Nss1,(MCS0)_3TX

5320MHz_TX

29/06/2018



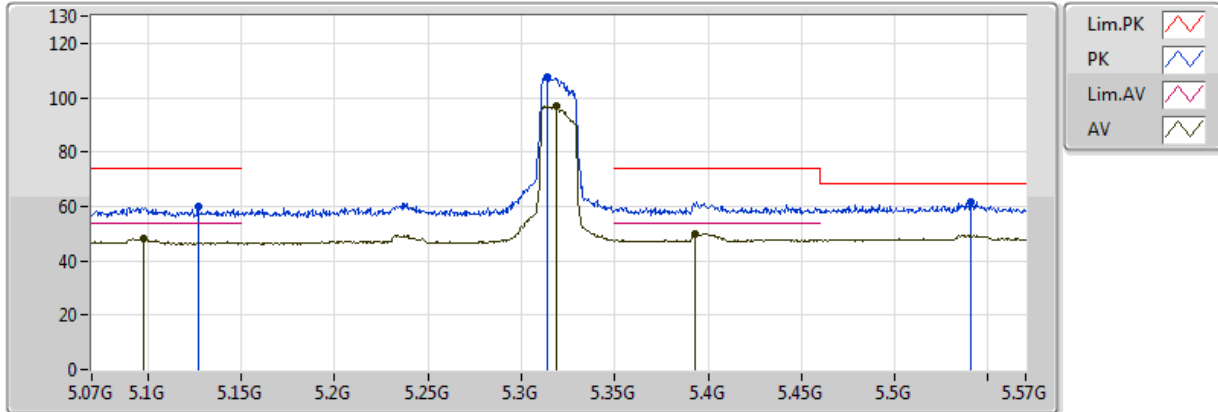
EUT Y_3TX
 Setting 67
 03-J-5-10
 FSP(100080)

Type	Freq (Hz)	Level (dBuV/m)	Limit (dBuV/m)	Margin (dB)	Factor (dB)	Dist (m)	Condition	Azimuth (°)	Height (m)	Comments
PK	5.096G	60.36	74.00	-13.64	6.05	3	Vertical	178	1.00	-
AV	5.098G	50.51	54.00	-3.49	6.06	3	Vertical	178	1.00	-
PK	5.3175G	114.84	Inf	-Inf	6.53	3	Vertical	178	1.00	-
AV	5.3215G	103.76	Inf	-Inf	6.54	3	Vertical	178	1.00	-
PK	5.523G	61.62	68.20	-6.58	7.02	3	Vertical	178	1.00	-
AV	5.4025G	53.98	54.00	-0.02	6.73	3	Vertical	178	1.00	-

802.11ac VHT20-BF_Nss1,(MCS0)_3TX

5320MHz_TX

29/06/2018



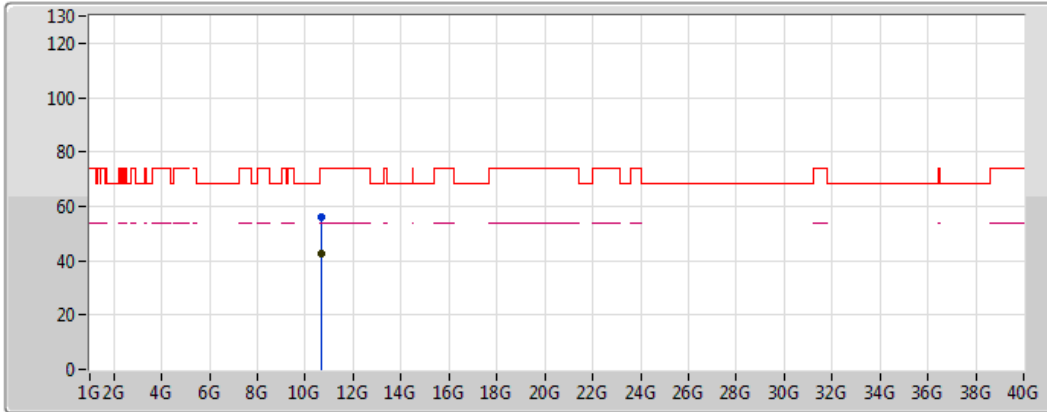
EUT Y_3TX
Setting 67
03-J-5-10
FSP(100080)

Type	Freq (Hz)	Level (dBuV/m)	Limit (dBuV/m)	Margin (dB)	Factor (dB)	Dist (m)	Condition	Azimuth (°)	Height (m)	Comments
PK	5.127G	59.92	74.00	-14.08	6.11	3	Horizontal	141	1.21	-
AV	5.098G	48.28	54.00	-5.72	6.06	3	Horizontal	141	1.21	-
PK	5.314G	107.76	Inf	-Inf	6.52	3	Horizontal	141	1.21	-
AV	5.3185G	96.98	Inf	-Inf	6.53	3	Horizontal	141	1.21	-
PK	5.5405G	61.48	68.20	-6.72	7.04	3	Horizontal	141	1.21	-
AV	5.393G	50.06	54.00	-3.94	6.72	3	Horizontal	141	1.21	-

802.11ac VHT20-BF_Nss1,(MCS0)_3TX

5320MHz_TX

02/07/2018



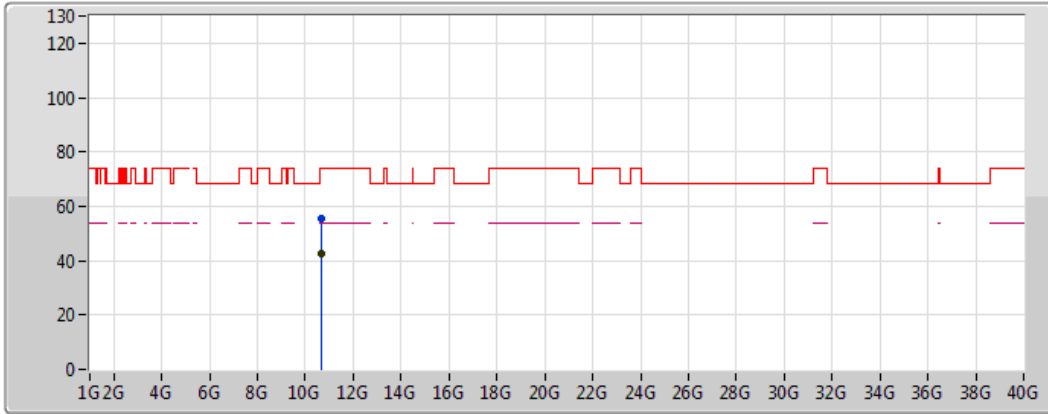
EUT Y_3TX
Setting 67
03-J-5
FSP(100080)

Type	Freq (Hz)	Level (dBuV/m)	Limit (dBuV/m)	Margin (dB)	Factor (dB)	Dist (m)	Condition	Azimuth (°)	Height (m)	Comments
PK	10.64915G	55.86	74.00	-18.14	13.77	3	Vertical	204	1.19	-
AV	10.65332G	42.37	54.00	-11.63	13.77	3	Vertical	204	1.19	-

802.11ac VHT20-BF_Nss1,(MCS0)_3TX

5320MHz_TX

02/07/2018



Legend for the plot:

- Lim.PK (Red line)
- PK (Blue line)
- Lim.AV (Pink dashed line)
- AV (Green line)

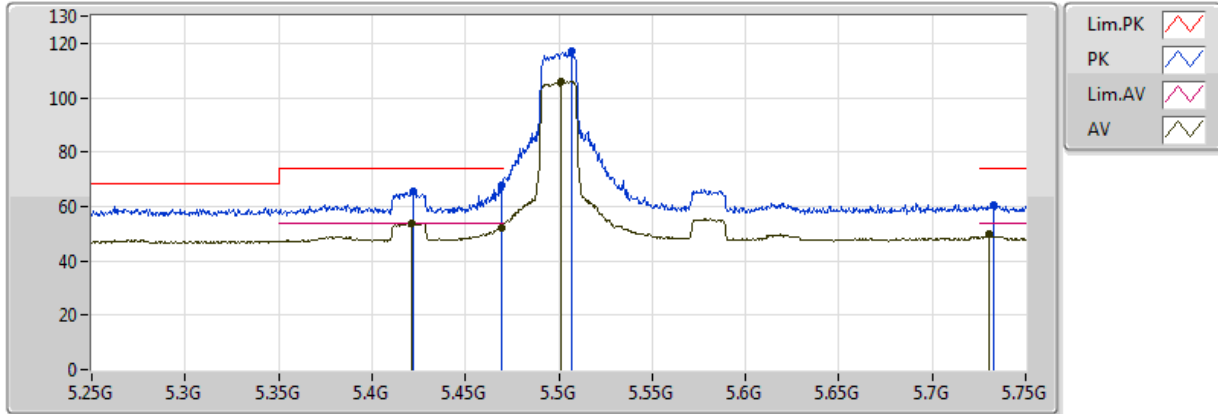
EUT Y_3TX
Setting 67
03-J-5
FSP(100080)

Type	Freq (Hz)	Level (dBuV/m)	Limit (dBuV/m)	Margin (dB)	Factor (dB)	Dist (m)	Condition	Azimuth (°)	Height (m)	Comments
PK	10.65371G	55.49	74.00	-18.51	13.77	3	Horizontal	328	1.35	-
AV	10.64408G	42.43	54.00	-11.57	13.77	3	Horizontal	328	1.35	-

802.11ac VHT20-BF_Nss1,(MCS0)_3TX

5500MHz_TX

29/06/2018



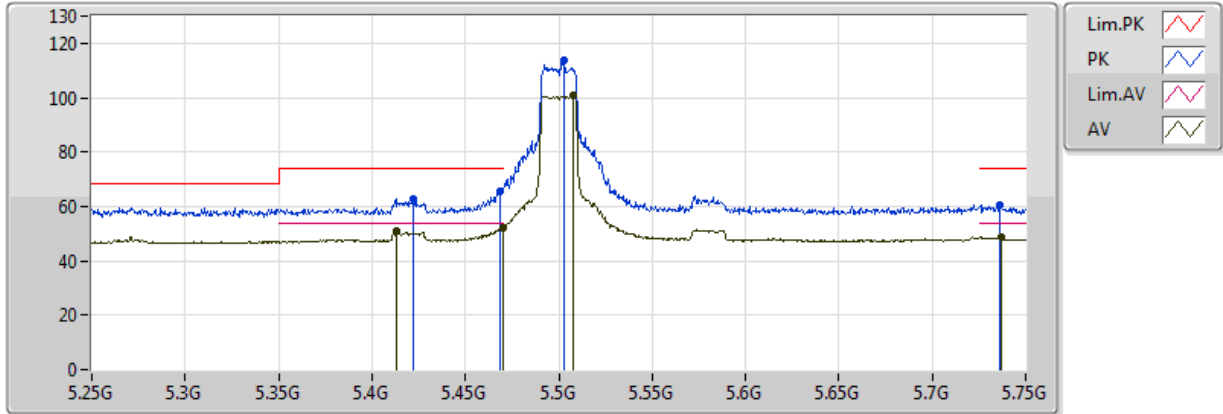
EUT Y_3TX
 Setting 74
 03-J-5-10
 FSP(100080)

Type	Freq (Hz)	Level (dBuV/m)	Limit (dBuV/m)	Margin (dB)	Factor (dB)	Dist (m)	Condition	Azimuth (°)	Height (m)	Comments
PK	5.4225G	65.36	74.00	-8.64	6.79	3	Vertical	177	1.01	-
AV	5.4215G	53.89	54.00	-0.11	6.79	3	Vertical	177	1.01	-
PK	5.4695G	68.00	74.00	-6.00	6.92	3	Vertical	177	1.01	-
AV	5.4695G	52.28	54.00	-1.72	6.92	3	Vertical	177	1.01	-
PK	5.507G	117.28	Inf	-Inf	7.01	3	Vertical	177	1.01	-
AV	5.5015G	106.17	Inf	-Inf	7.00	3	Vertical	177	1.01	-
PK	5.7325G	60.46	74.00	-13.54	7.23	3	Vertical	177	1.01	-
AV	5.7305G	49.81	54.00	-4.19	7.22	3	Vertical	177	1.01	-

802.11ac VHT20-BF_Nss1,(MCS0)_3TX

5500MHz_TX

29/06/2018



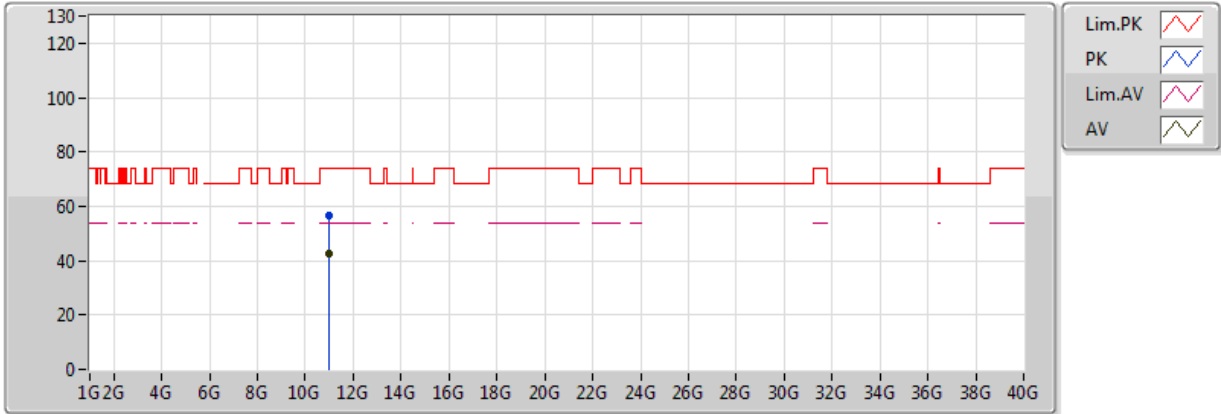
EUT Y_3TX
 Setting 74
 03-J-5-10
 FSP(100080)

Type	Freq (Hz)	Level (dBuV/m)	Limit (dBuV/m)	Margin (dB)	Factor (dB)	Dist (m)	Condition	Azimuth (°)	Height (m)	Comments
PK	5.422G	62.85	74.00	-11.15	6.79	3	Horizontal	68	2.09	-
AV	5.4135G	50.85	54.00	-3.15	6.77	3	Horizontal	68	2.09	-
PK	5.4685G	65.33	74.00	-8.67	6.91	3	Horizontal	68	2.09	-
AV	5.469995G	52.04	54.00	-1.96	6.92	3	Horizontal	68	2.09	-
PK	5.5025G	113.47	Inf	-Inf	7.00	3	Horizontal	68	2.09	-
AV	5.5075G	101.04	Inf	-Inf	7.01	3	Horizontal	68	2.09	-
PK	5.736G	60.51	74.00	-13.49	7.23	3	Horizontal	68	2.09	-
AV	5.737G	48.68	54.00	-5.32	7.23	3	Horizontal	68	2.09	-

802.11ac VHT20-BF_Nss1,(MCS0)_3TX

5500MHz_TX

02/07/2018



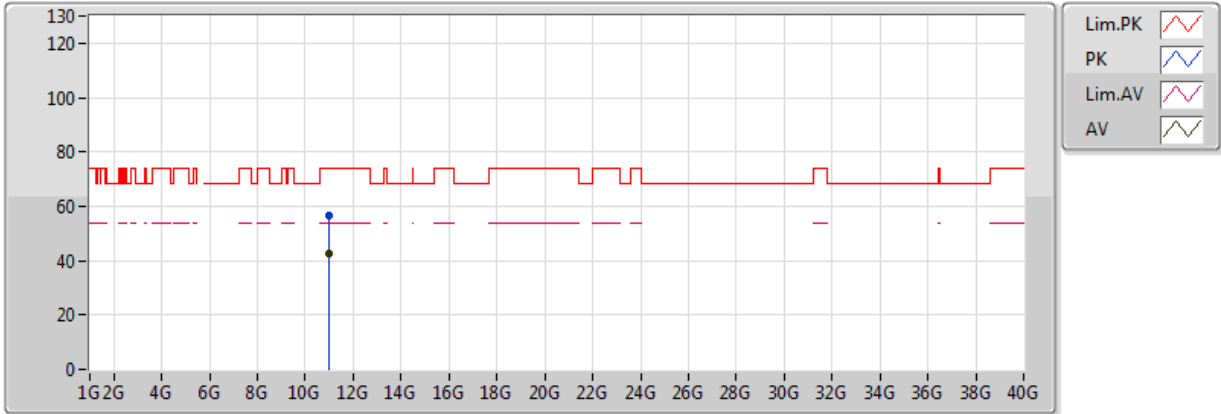
EUT Y_3TX
Setting 74
03-J-5
FSP(100080)

Type	Freq (Hz)	Level (dBuV/m)	Limit (dBuV/m)	Margin (dB)	Factor (dB)	Dist (m)	Condition	Azimuth (°)	Height (m)	Comments
PK	11G	56.43	74.00	-17.57	14.02	3	Vertical	169	1.69	-
AV	10.99769G	42.79	54.00	-11.21	14.02	3	Vertical	169	1.69	-

802.11ac VHT20-BF_Nss1,(MCS0)_3TX

5500MHz_TX

02/07/2018



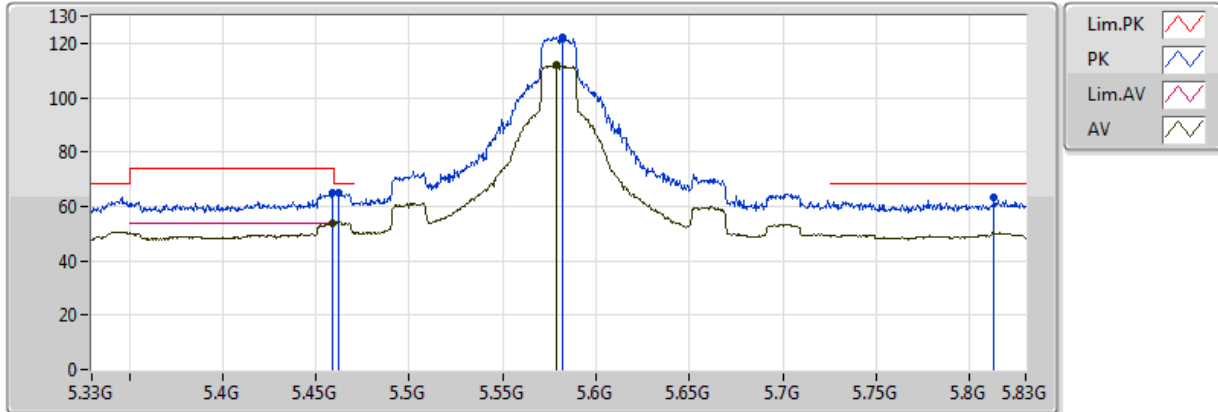
EUT Y_3TX
 Setting 74
 03-J-5
 FSP(100080)

Type	Freq (Hz)	Level (dBuV/m)	Limit (dBuV/m)	Margin (dB)	Factor (dB)	Dist (m)	Condition	Azimuth (°)	Height (m)	Comments
PK	11.00561G	56.50	74.00	-17.50	14.02	3	Horizontal	231	1.49	-
AV	10.99637G	42.81	54.00	-11.19	14.02	3	Horizontal	231	1.49	-

802.11ac VHT20-BF_Nss1,(MCS0)_3TX

5580MHz_TX

29/06/2018



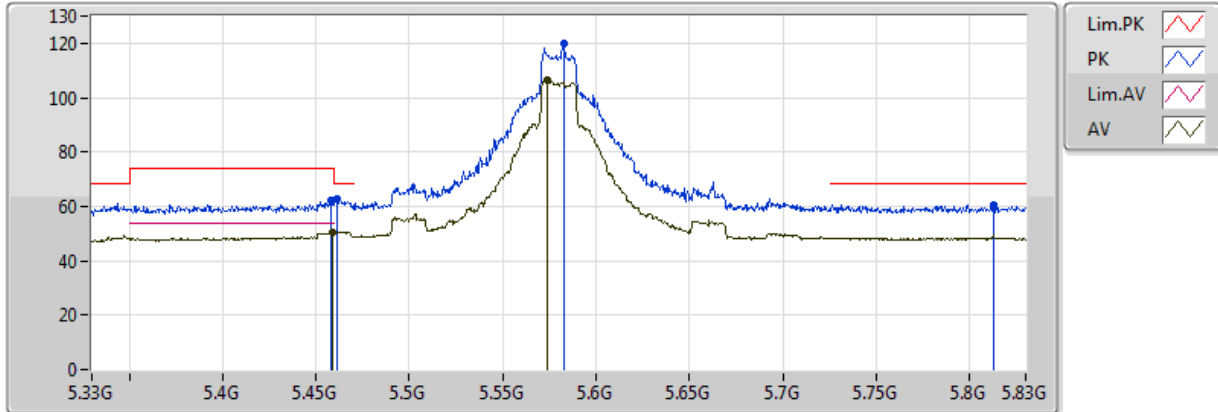
EUT Y_3TX
 Setting 99
 03-J-5-10
 FSP(100080)

Type	Freq (Hz)	Level (dBuV/m)	Limit (dBuV/m)	Margin (dB)	Factor (dB)	Dist (m)	Condition	Azimuth (°)	Height (m)	Comments
PK	5.459G	65.06	74.00	-8.94	6.89	3	Vertical	190	1.86	-
AV	5.459G	53.81	54.00	-0.19	6.89	3	Vertical	190	1.86	-
PK	5.462G	65.01	68.20	-3.19	6.90	3	Vertical	190	1.86	-
PK	5.582G	122.14	Inf	-Inf	7.07	3	Vertical	190	1.86	-
AV	5.579G	111.92	Inf	-Inf	7.06	3	Vertical	190	1.86	-
PK	5.813G	63.06	68.20	-5.14	7.29	3	Vertical	190	1.86	-

802.11ac VHT20-BF_Nss1,(MCS0)_3TX

5580MHz_TX

29/06/2018



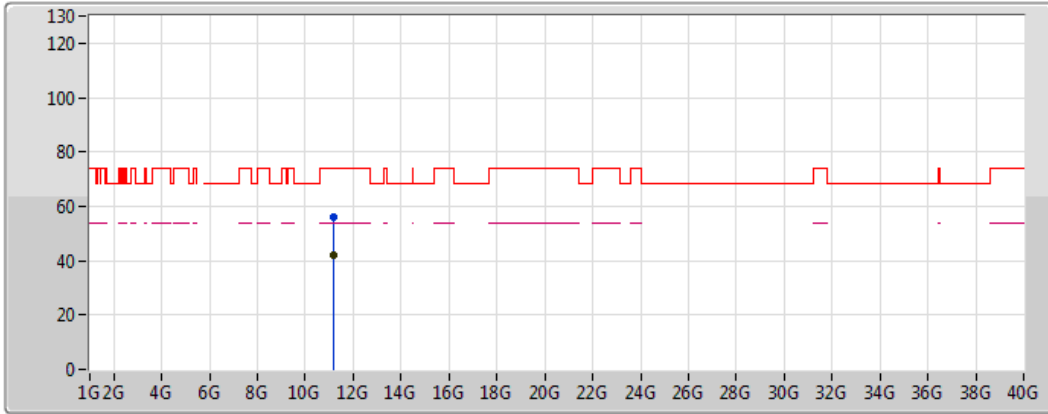
EUT Y_3TX
Setting 99
03-J-5-10
FSP(100080)

Type	Freq (Hz)	Level (dBuV/m)	Limit (dBuV/m)	Margin (dB)	Factor (dB)	Dist (m)	Condition	Azimuth (°)	Height (m)	Comments
PK	5.458G	62.04	74.00	-11.96	6.88	3	Horizontal	69	2.02	-
AV	5.459G	50.65	54.00	-3.35	6.89	3	Horizontal	69	2.02	-
PK	5.461G	62.79	68.20	-5.41	6.89	3	Horizontal	69	2.02	-
PK	5.5825G	120.15	Inf	-Inf	7.07	3	Horizontal	69	2.02	-
AV	5.5735G	106.60	Inf	-Inf	7.06	3	Horizontal	69	2.02	-
PK	5.813G	60.72	68.20	-7.48	7.29	3	Horizontal	69	2.02	-

802.11ac VHT20-BF_Nss1,(MCS0)_3TX

5580MHz_TX

02/07/2018



Legend:

- Lim.PK (Red line)
- PK (Blue line)
- Lim.AV (Pink line)
- AV (Green line)

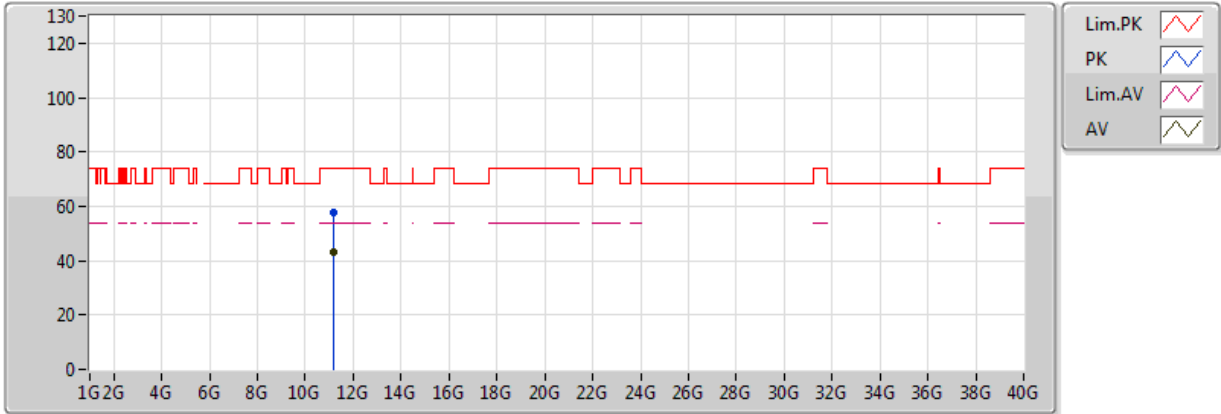
EUT Y_3TX
Setting 99
03-J-5
FSP(100080)

Type	Freq (Hz)	Level (dBuV/m)	Limit (dBuV/m)	Margin (dB)	Factor (dB)	Dist (m)	Condition	Azimuth (°)	Height (m)	Comments
PK	11.16702G	55.86	74.00	-18.14	14.10	3	Vertical	184	1.19	-
AV	11.16747G	42.23	54.00	-11.77	14.10	3	Vertical	184	1.19	-

802.11ac VHT20-BF_Nss1,(MCS0)_3TX

5580MHz_TX

02/07/2018



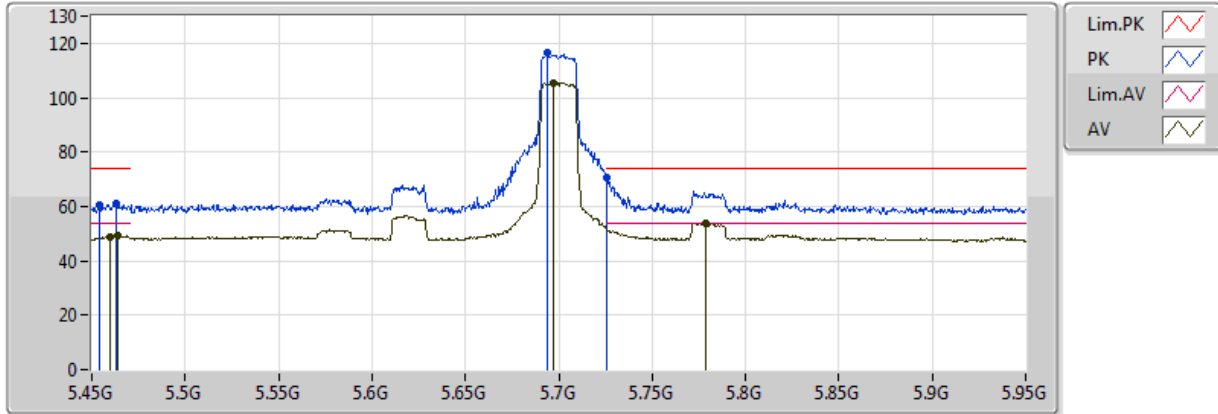
EUT Y_3TX
Setting 99
03-J-5
FSP(100080)

Type	Freq (Hz)	Level (dBuV/m)	Limit (dBuV/m)	Margin (dB)	Factor (dB)	Dist (m)	Condition	Azimuth (°)	Height (m)	Comments
PK	11.1612G	57.61	74.00	-16.39	14.10	3	Horizontal	275	1.58	-
AV	11.16441G	43.17	54.00	-10.83	14.10	3	Horizontal	275	1.58	-

802.11ac VHT20-BF_Nss1,(MCS0)_3TX

5700MHz_TX

29/06/2018



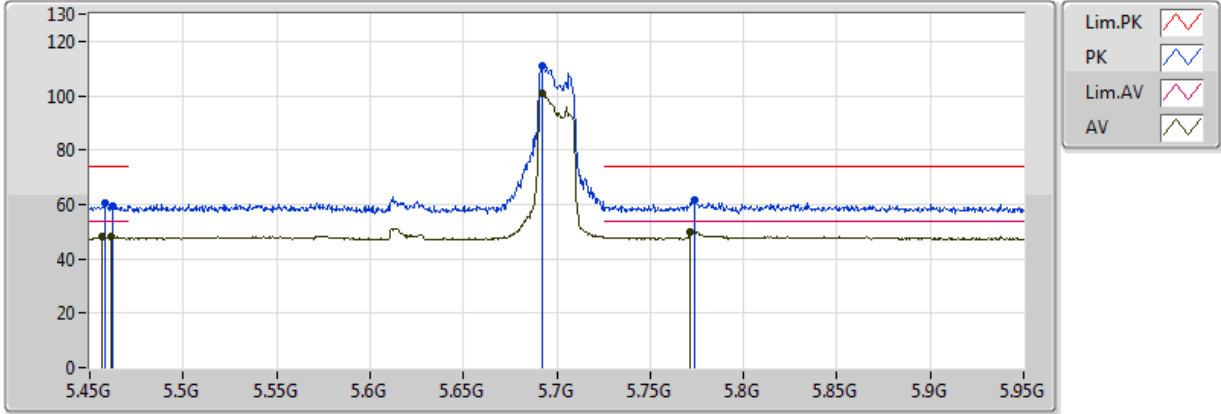
EUT Y_3TX
 Setting 66
 03-J-5-10
 FSP(100080)

Type	Freq (Hz)	Level (dBuV/m)	Limit (dBuV/m)	Margin (dB)	Factor (dB)	Dist (m)	Condition	Azimuth (°)	Height (m)	Comments
PK	5.454G	60.63	74.00	-13.37	6.88	3	Vertical	181	1.01	-
AV	5.459995G	48.76	54.00	-5.24	6.89	3	Vertical	181	1.01	-
PK	5.463G	61.21	74.00	-12.79	6.90	3	Vertical	181	1.01	-
AV	5.464G	49.39	54.00	-4.61	6.90	3	Vertical	181	1.01	-
PK	5.6935G	116.49	Inf	-Inf	7.18	3	Vertical	181	1.01	-
AV	5.697G	105.56	Inf	-Inf	7.19	3	Vertical	181	1.01	-
PK	5.7255G	70.40	74.00	-3.60	7.22	3	Vertical	181	1.01	-
AV	5.7785G	53.98	54.00	-0.02	7.28	3	Vertical	181	1.01	-

802.11ac VHT20-BF_Nss1,(MCS0)_3TX

5700MHz_TX

29/06/2018



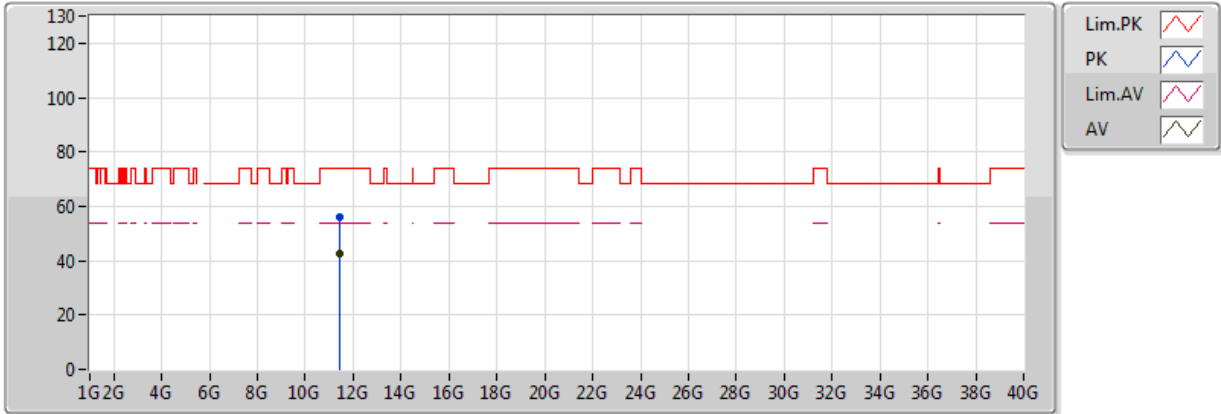
EUT Y_3TX
 Setting 66
 03-J-5-10
 FSP(100080)

Type	Freq (Hz)	Level (dBuV/m)	Limit (dBuV/m)	Margin (dB)	Factor (dB)	Dist (m)	Condition	Azimuth (°)	Height (m)	Comments
PK	5.4585G	60.45	74.00	-13.55	6.89	3	Horizontal	250	1.50	-
AV	5.4565G	48.25	54.00	-5.75	6.88	3	Horizontal	250	1.50	-
PK	5.462G	59.53	74.00	-14.47	6.90	3	Horizontal	250	1.50	-
AV	5.4615G	48.10	54.00	-5.90	6.90	3	Horizontal	250	1.50	-
PK	5.6925G	111.15	Inf	-Inf	7.18	3	Horizontal	250	1.50	-
AV	5.6925G	100.80	Inf	-Inf	7.18	3	Horizontal	250	1.50	-
PK	5.774G	61.64	74.00	-12.36	7.26	3	Horizontal	250	1.50	-
AV	5.7715G	50.07	54.00	-3.93	7.26	3	Horizontal	250	1.50	-

802.11ac VHT20-BF_Nss1,(MCS0)_3TX

5700MHz_TX

02/07/2018



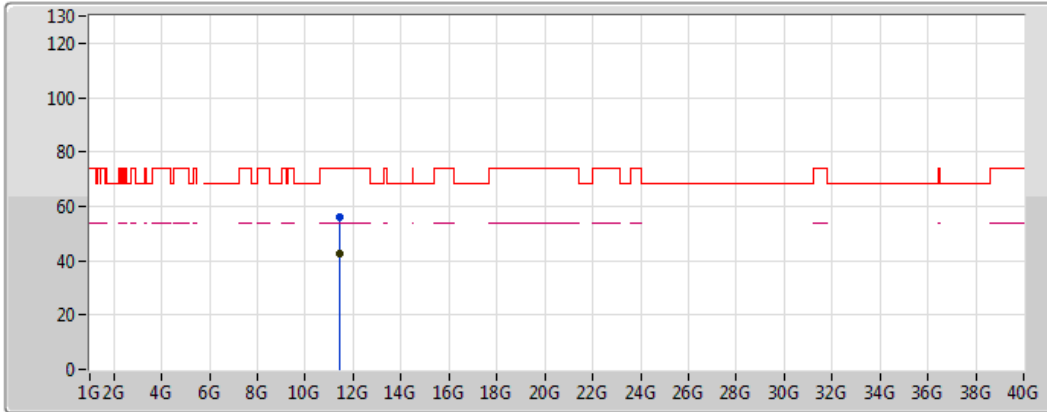
EUT Y_3TX
 Setting 66
 03-J-5
 FSP(100080)





Type	Freq (Hz)	Level (dBuV/m)	Limit (dBuV/m)	Margin (dB)	Factor (dB)	Dist (m)	Condition	Azimuth (°)	Height (m)	Comments
PK	11.40471G	55.86	74.00	-18.14	14.21	3	Vertical	164	1.36	-
AV	11.40588G	42.75	54.00	-11.25	14.21	3	Vertical	164	1.36	-

802.11ac VHT20-BF_Nss1,(MCS0)_3TX

5700MHz_TX

02/07/2018



- Lim.PK 
- PK 
- Lim.AV 
- AV 

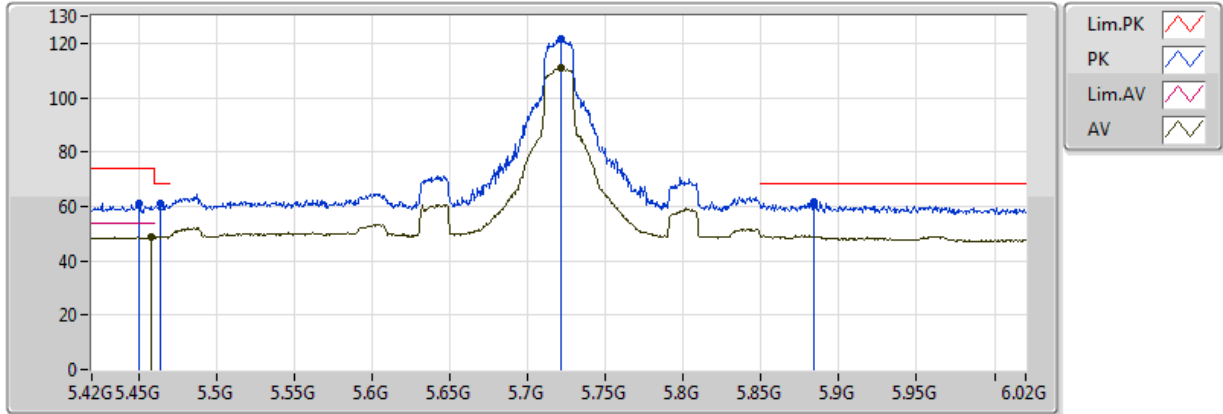
EUT Y_3TX
 Setting 66
 03-J-5
 FSP(100080)

Type	Freq (Hz)	Level (dBuV/m)	Limit (dBuV/m)	Margin (dB)	Factor (dB)	Dist (m)	Condition	Azimuth (°)	Height (m)	Comments
PK	11.40756G	55.96	74.00	-18.04	14.22	3	Horizontal	237	1.24	-
AV	11.41005G	42.36	54.00	-11.64	14.22	3	Horizontal	237	1.24	-

802.11ac VHT20-BF_Nss1,(MCS0)_3TX

5720MHz Straddle 5.47-5.725GHz_TX

02/07/2018



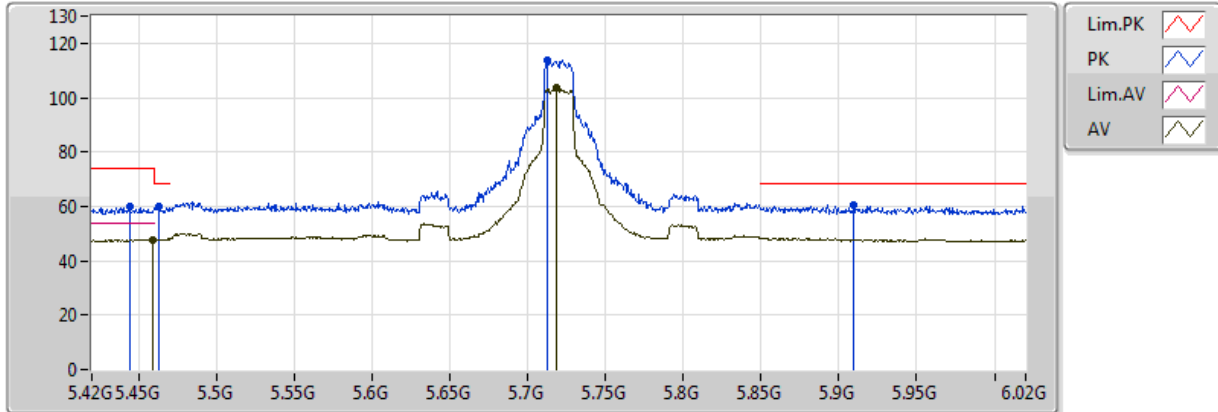
EUT Y_3TX
 Setting 88
 03-J-5-10
 FSP(100080)

Type	Freq (Hz)	Level (dBuV/m)	Limit (dBuV/m)	Margin (dB)	Factor (dB)	Dist (m)	Condition	Azimuth (°)	Height (m)	Comments
PK	5.4506G	60.92	74.00	-13.08	6.87	3	Vertical	163	2.21	-
AV	5.4578G	48.60	54.00	-5.40	6.88	3	Vertical	163	2.21	-
PK	5.4638G	60.93	68.20	-7.27	6.90	3	Vertical	163	2.21	-
PK	5.7212G	121.34	Inf	-Inf	7.21	3	Vertical	163	2.21	-
AV	5.7212G	111.05	Inf	-Inf	7.21	3	Vertical	163	2.21	-
PK	5.8838G	61.44	68.20	-6.76	7.25	3	Vertical	163	2.21	-

802.11ac VHT20-BF_Nss1,(MCS0)_3TX

5720MHz Straddle 5.47-5.725GHz_TX

02/07/2018



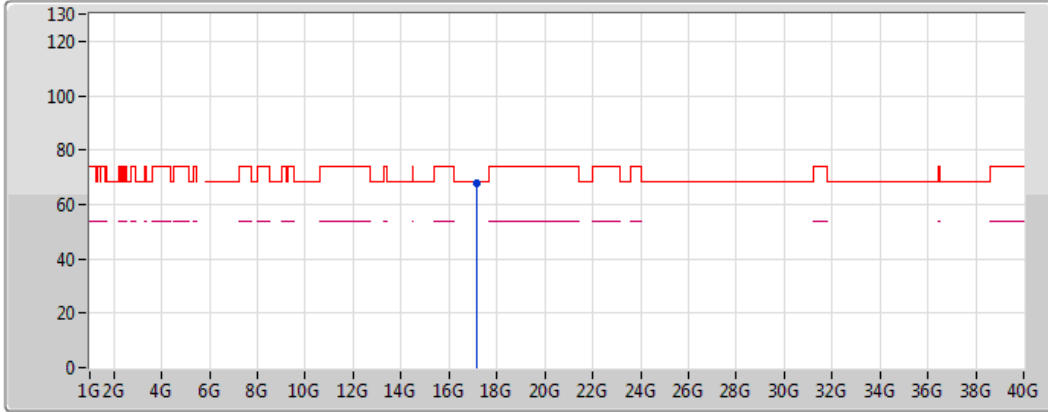
EUT Y_3TX
Setting 88
03-J-5-10
FSP(100080)

Type	Freq (Hz)	Level (dBuV/m)	Limit (dBuV/m)	Margin (dB)	Factor (dB)	Dist (m)	Condition	Azimuth (°)	Height (m)	Comments
PK	5.444G	59.83	74.00	-14.17	6.85	3	Horizontal	199	1.72	-
AV	5.459G	47.85	54.00	-6.15	6.89	3	Horizontal	199	1.72	-
PK	5.4632G	59.74	68.20	-8.46	6.90	3	Horizontal	199	1.72	-
PK	5.7128G	113.58	Inf	-Inf	7.20	3	Horizontal	199	1.72	-
AV	5.7182G	103.44	Inf	-Inf	7.21	3	Horizontal	199	1.72	-
PK	5.9096G	60.56	68.20	-7.64	7.23	3	Horizontal	199	1.72	-

802.11ac VHT20-BF_Nss1,(MCS0)_3TX

5720MHz Straddle 5.47-5.725GHz_TX

02/07/2018



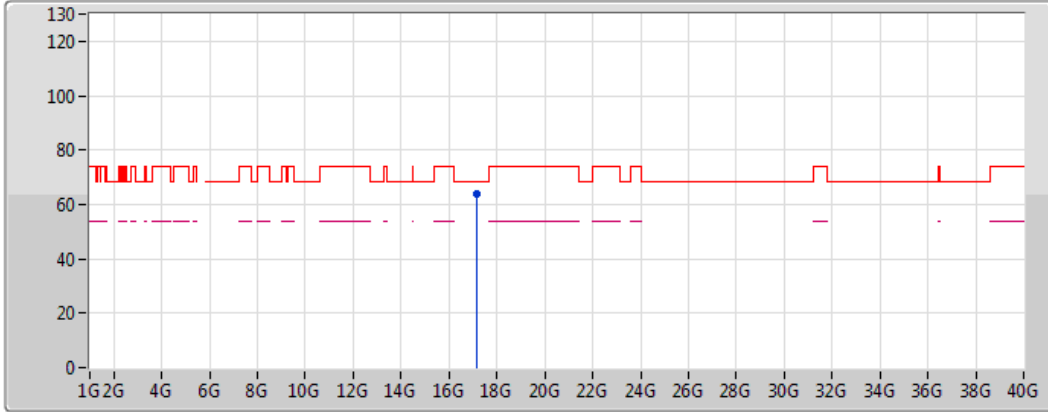
EUT Y_3TX
 Setting 88
 03-J-5
 FSP(100080)

Type	Freq (Hz)	Level (dBuV/m)	Limit (dBuV/m)	Margin (dB)	Factor (dB)	Dist (m)	Condition	Azimuth (°)	Height (m)	Comments
PK	17.14545G	68.02	68.20	-0.18	19.06	3	Vertical	260	1.61	-

802.11ac VHT20-BF_Nss1,(MCS0)_3TX

5720MHz Straddle 5.47-5.725GHz_TX

02/07/2018



Legend for the plot:

- Lim.PK (Red line with peaks)
- PK (Blue line with peak)
- Lim.AV (Pink line with peaks)
- AV (Green line with peaks)

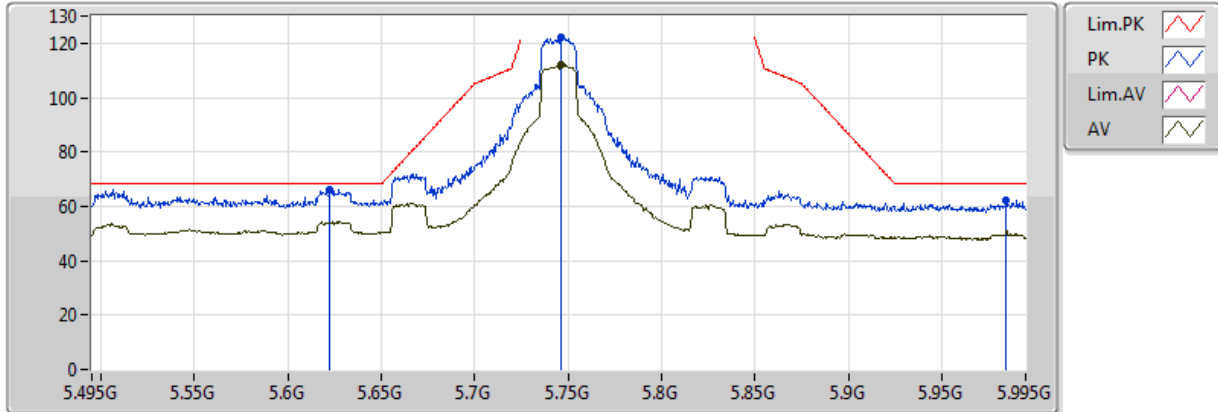
EUT Y_3TX
 Setting 88
 03-J-5
 FSP(100080)

Type	Freq (Hz)	Level (dBuV/m)	Limit (dBuV/m)	Margin (dB)	Factor (dB)	Dist (m)	Condition	Azimuth (°)	Height (m)	Comments
PK	17.1683G	63.81	68.20	-4.39	19.18	3	Horizontal	318	1.77	-

802.11ac VHT20-BF_Nss1,(MCS0)_3TX

5745MHz_TX

02/07/2018



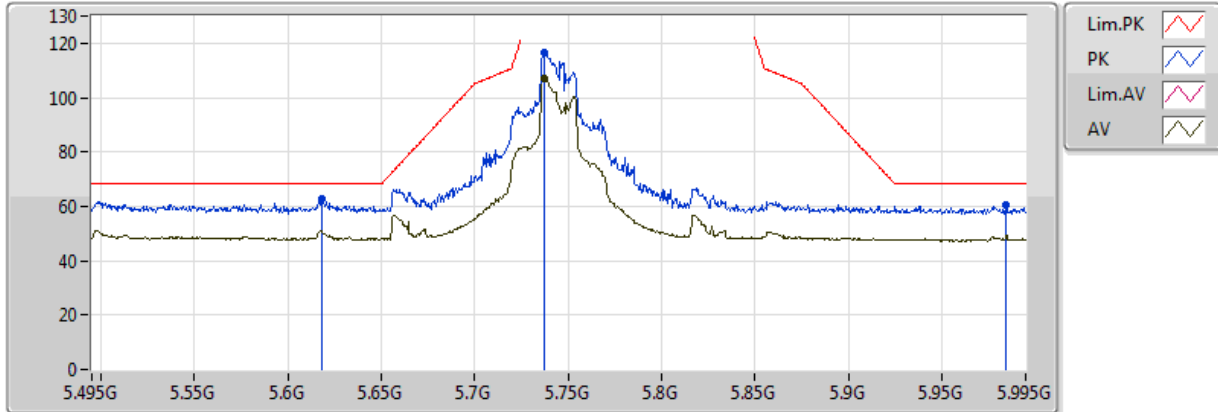
EUT Y_3TX
 Setting 92
 03-J-5-10
 FSP(100080)

Type	Freq (Hz)	Level (dBuV/m)	Limit (dBuV/m)	Margin (dB)	Factor (dB)	Dist (m)	Condition	Azimuth (°)	Height (m)	Comments
PK	5.6225G	66.23	68.20	-1.97	7.10	3	Vertical	167	2.10	-
PK	5.746G	122.03	Inf	-Inf	7.24	3	Vertical	167	2.10	-
AV	5.7465G	111.97	Inf	-Inf	7.24	3	Vertical	167	2.10	-
PK	5.9845G	62.45	68.20	-5.75	7.18	3	Vertical	167	2.10	-

802.11ac VHT20-BF_Nss1,(MCS0)_3TX

5745MHz_TX

02/07/2018



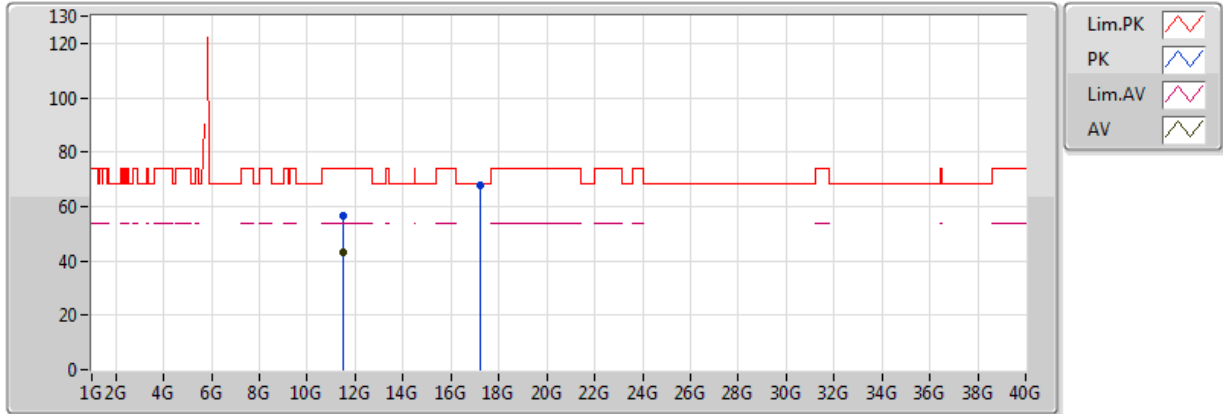
EUT Y_3TX
Setting 92
03-J-5-10
FSP(100080)

Type	Freq (Hz)	Level (dBuV/m)	Limit (dBuV/m)	Margin (dB)	Factor (dB)	Dist (m)	Condition	Azimuth (°)	Height (m)	Comments
PK	5.6185G	62.89	68.20	-5.31	7.10	3	Horizontal	216	1.18	-
PK	5.7375G	116.32	Inf	-Inf	7.23	3	Horizontal	216	1.18	-
AV	5.737G	106.87	Inf	-Inf	7.23	3	Horizontal	216	1.18	-
PK	5.9845G	60.48	68.20	-7.72	7.18	3	Horizontal	216	1.18	-

802.11ac VHT20-BF_Nss1,(MCS0)_3TX

5745MHz_TX

02/07/2018



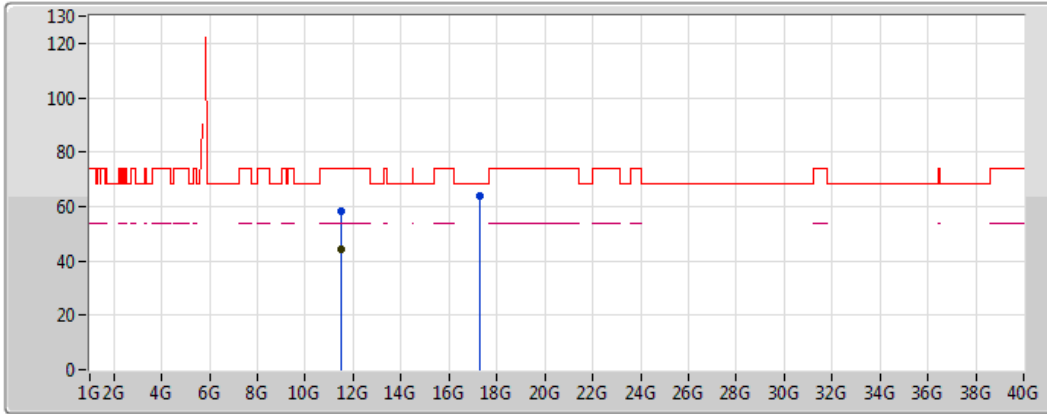
EUT Y_3TX
Setting 92
03-J-5
FSP(100080)

Type	Freq (Hz)	Level (dBuV/m)	Limit (dBuV/m)	Margin (dB)	Factor (dB)	Dist (m)	Condition	Azimuth (°)	Height (m)	Comments
PK	11.50473G	56.43	74.00	-17.57	14.26	3	Vertical	288	2.14	-
AV	11.48307G	42.94	54.00	-11.06	14.25	3	Vertical	288	2.14	-
PK	17.2244G	68.03	68.20	-0.17	19.50	3	Vertical	256	1.68	-

802.11ac VHT20-BF_Nss1,(MCS0)_3TX

5745MHz_TX

02/07/2018



Legend for the spectrum plot:

- Lim.PK: Red line with a peak icon
- PK: Blue line with a peak icon
- Lim.AV: Pink line with a peak icon
- AV: Green line with a peak icon

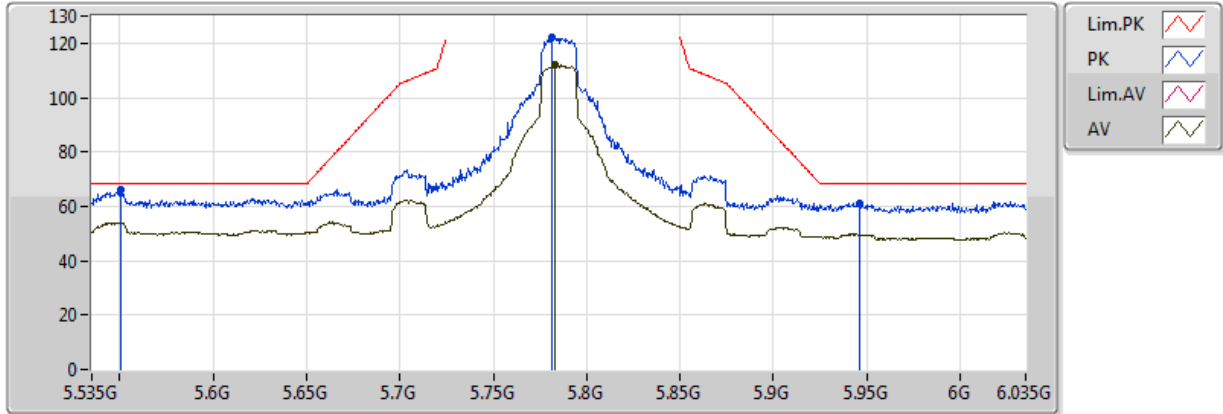
EUT Y_3TX
Setting 92
03-J-5
FSP(100080)

Type	Freq (Hz)	Level (dBuV/m)	Limit (dBuV/m)	Margin (dB)	Factor (dB)	Dist (m)	Condition	Azimuth (°)	Height (m)	Comments
PK	11.48292G	58.10	74.00	-15.90	14.25	3	Horizontal	295	2.19	-
AV	11.4912G	44.13	54.00	-9.87	14.26	3	Horizontal	295	2.19	-
PK	17.2568G	63.67	68.20	-4.53	19.68	3	Horizontal	258	2.64	-

802.11ac VHT20-BF_Nss1,(MCS0)_3TX

5785MHz_TX

02/07/2018



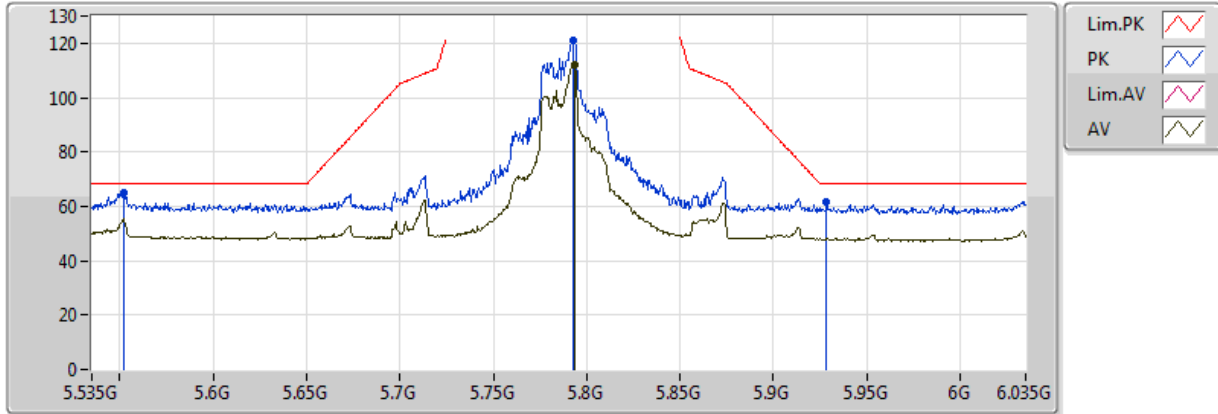
EUT Y_3TX
Setting 92
03-J-5-10
FSP(100080)

Type	Freq (Hz)	Level (dBuV/m)	Limit (dBuV/m)	Margin (dB)	Factor (dB)	Dist (m)	Condition	Azimuth (°)	Height (m)	Comments
PK	5.5505G	65.91	68.20	-2.29	7.04	3	Vertical	197	1.92	-
PK	5.7815G	122.23	Inf	-Inf	7.28	3	Vertical	197	1.92	-
AV	5.783G	111.91	Inf	-Inf	7.28	3	Vertical	197	1.92	-
PK	5.9465G	61.30	68.20	-6.90	7.21	3	Vertical	197	1.92	-

802.11ac VHT20-BF_Nss1,(MCS0)_3TX

5785MHz_TX

02/07/2018



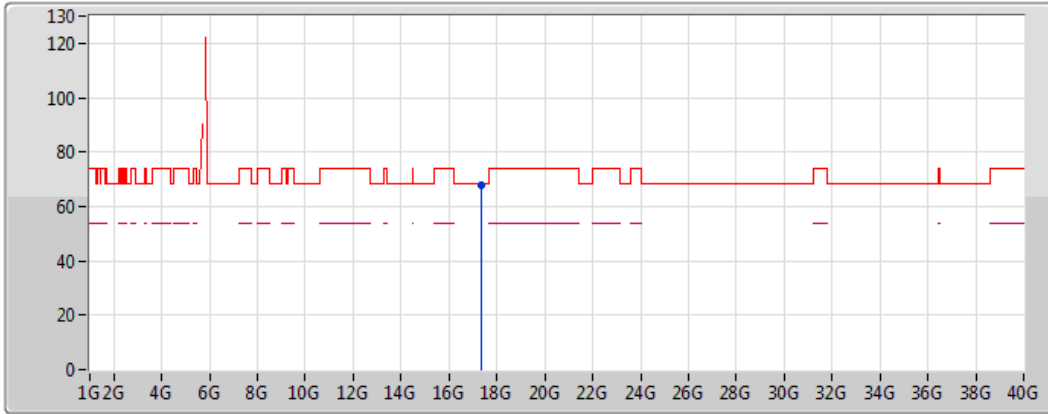
EUT Y_3TX
Setting 92
03-J-5-10
FSP(100080)

Type	Freq (Hz)	Level (dBuV/m)	Limit (dBuV/m)	Margin (dB)	Factor (dB)	Dist (m)	Condition	Azimuth (°)	Height (m)	Comments
PK	5.5525G	64.99	68.20	-3.21	7.04	3	Horizontal	212	1.88	-
PK	5.793G	121.14	Inf	-Inf	7.29	3	Horizontal	212	1.88	-
AV	5.7935G	112.25	Inf	-Inf	7.29	3	Horizontal	212	1.88	-
PK	5.9285G	61.52	68.20	-6.68	7.23	3	Horizontal	212	1.88	-

802.11ac VHT20-BF_Nss1,(MCS0)_3TX

5785MHz_TX

02/07/2018



Legend:

- Lim.PK (Red line)
- PK (Blue line)
- Lim.AV (Pink line)
- AV (Green line)

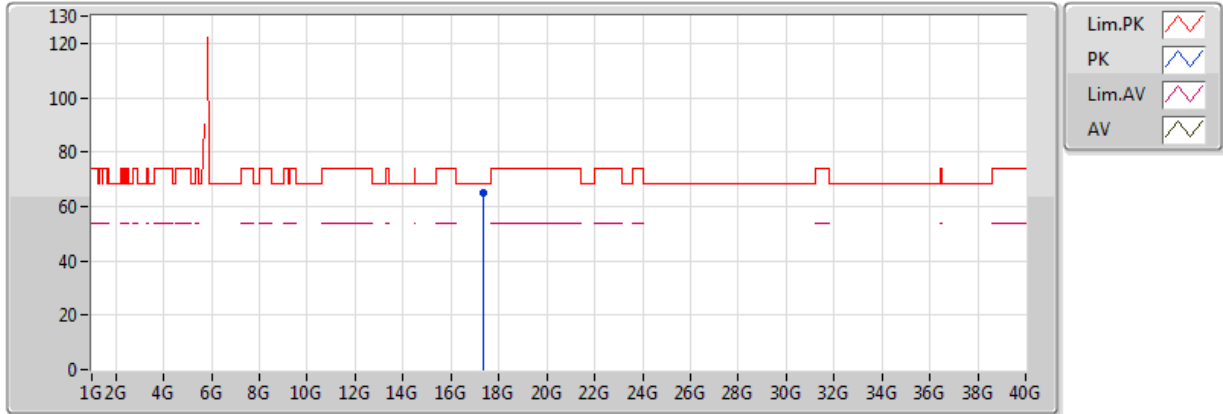
EUT Y_3TX
 Setting 92
 03-J-5
 FSP(100080)

Type	Freq (Hz)	Level (dBuV/m)	Limit (dBuV/m)	Margin (dB)	Factor (dB)	Dist (m)	Condition	Azimuth (°)	Height (m)	Comments
PK	17.35176G	67.99	68.20	-0.21	20.20	3	Vertical	253	2.04	-

802.11ac VHT20-BF_Nss1,(MCS0)_3TX

5785MHz_TX

02/07/2018



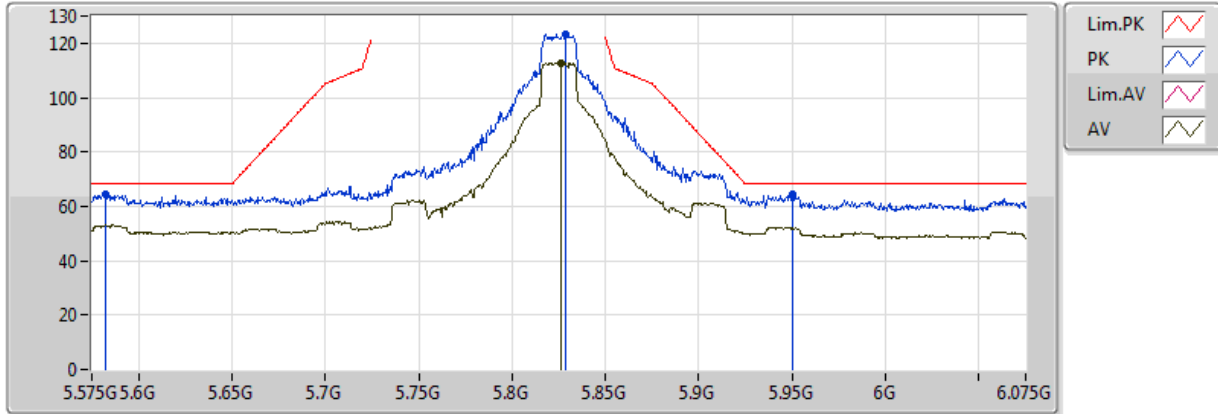
EUT Y_3TX
Setting 92
03-J-5
FSP(100080)

Type	Freq (Hz)	Level (dBuV/m)	Limit (dBuV/m)	Margin (dB)	Factor (dB)	Dist (m)	Condition	Azimuth (°)	Height (m)	Comments
PK	17.34846G	65.00	68.20	-3.20	20.18	3	Horizontal	296	1.74	-

802.11ac VHT20-BF_Nss1,(MCS0)_3TX

5825MHz_TX

29/06/2018



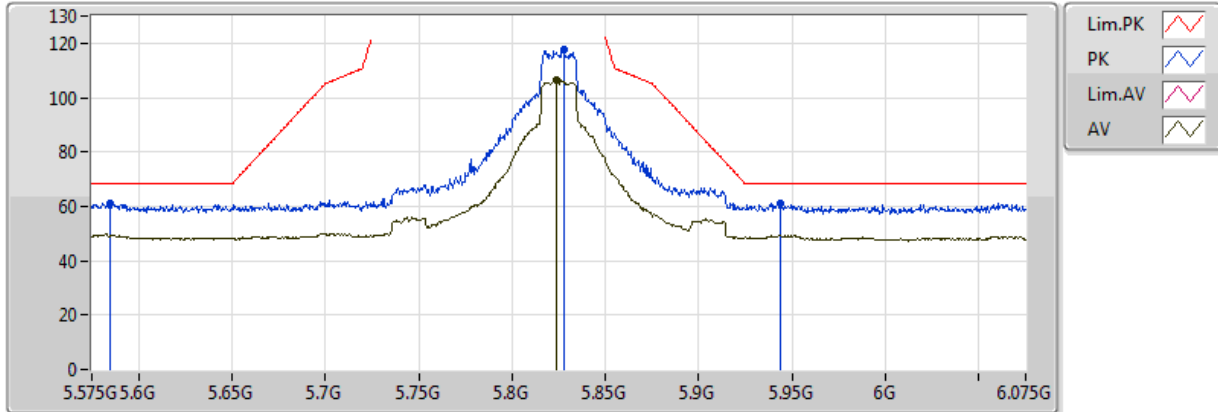
EUT Y_3TX
 Setting 100
 03-J-5-10
 FSP(100080)

Type	Freq (Hz)	Level (dBuV/m)	Limit (dBuV/m)	Margin (dB)	Factor (dB)	Dist (m)	Condition	Azimuth (°)	Height (m)	Comments
PK	5.825G	64.50	68.20	-3.70	7.07	3	Vertical	190	1.88	-
PK	5.829G	123.46	Inf	-Inf	7.28	3	Vertical	190	1.88	-
AV	5.8265G	112.67	Inf	-Inf	7.28	3	Vertical	190	1.88	-
PK	5.9505G	64.24	68.20	-3.96	7.20	3	Vertical	190	1.88	-

802.11ac VHT20-BF_Nss1,(MCS0)_3TX

5825MHz_TX

29/06/2018



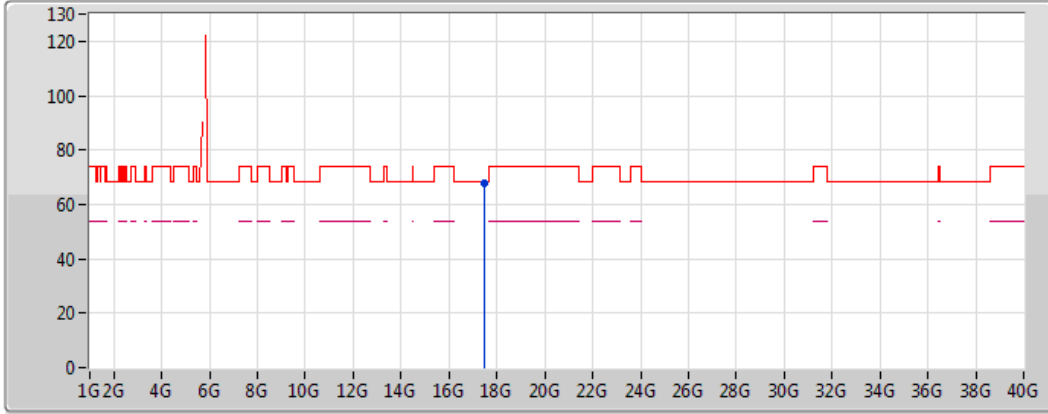
EUT Y_3TX
 Setting 100
 03-J-5-10
 FSP(100080)

Type	Freq (Hz)	Level (dBuV/m)	Limit (dBuV/m)	Margin (dB)	Factor (dB)	Dist (m)	Condition	Azimuth (°)	Height (m)	Comments
PK	5.5845G	61.19	68.20	-7.01	7.07	3	Horizontal	152	1.12	-
PK	5.8275G	117.92	Inf	-Inf	7.28	3	Horizontal	152	1.12	-
AV	5.8235G	106.55	Inf	-Inf	7.29	3	Horizontal	152	1.12	-
PK	5.944G	61.18	68.20	-7.02	7.21	3	Horizontal	152	1.12	-

802.11ac VHT20-BF_Nss1,(MCS0)_3TX

5825MHz_TX

02/07/2018



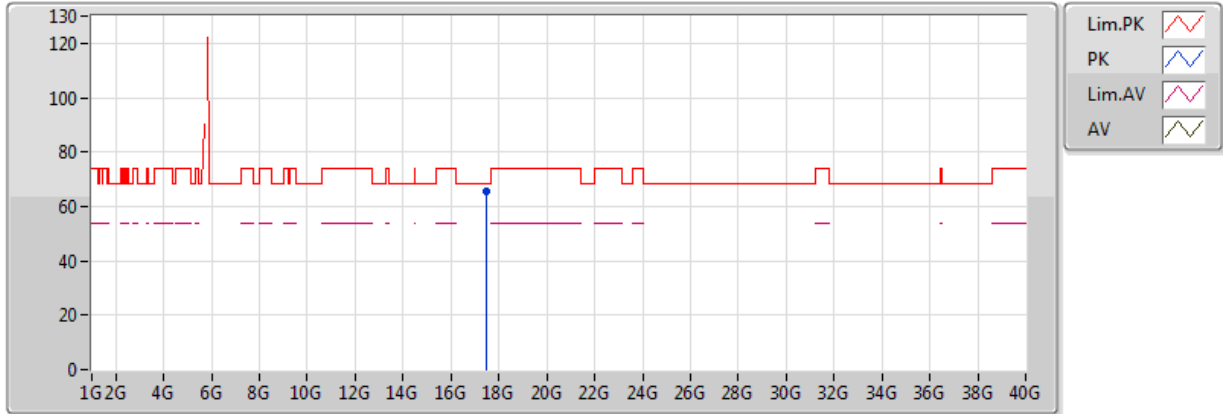
EUT Y_3TX
 Setting 100
 03-J-5
 FSP(100080)

Type	Freq (Hz)	Level (dBuV/m)	Limit (dBuV/m)	Margin (dB)	Factor (dB)	Dist (m)	Condition	Azimuth (°)	Height (m)	Comments
PK	17.4769G	67.75	68.20	-0.45	20.90	3	Vertical	273	1.65	-

802.11ac VHT20-BF_Nss1,(MCS0)_3TX

5825MHz_TX

02/07/2018



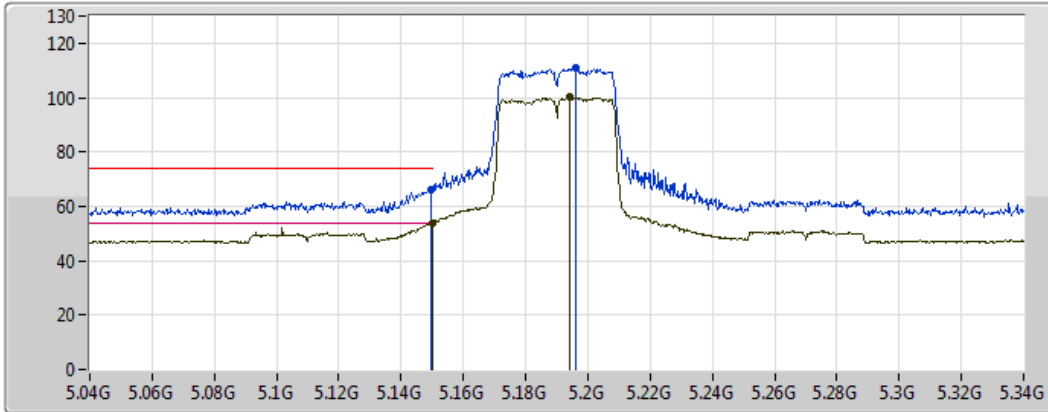
EUT Y_3TX
 Setting 100
 03-J-5
 FSP(100080)

Type	Freq (Hz)	Level (dBuV/m)	Limit (dBuV/m)	Margin (dB)	Factor (dB)	Dist (m)	Condition	Azimuth (°)	Height (m)	Comments
PK	17.4808G	65.65	68.20	-2.55	20.92	3	Horizontal	214	1.49	-

802.11ac VHT40-BF_Nss1,(MCS0)_3TX

5190MHz_TX

02/07/2018



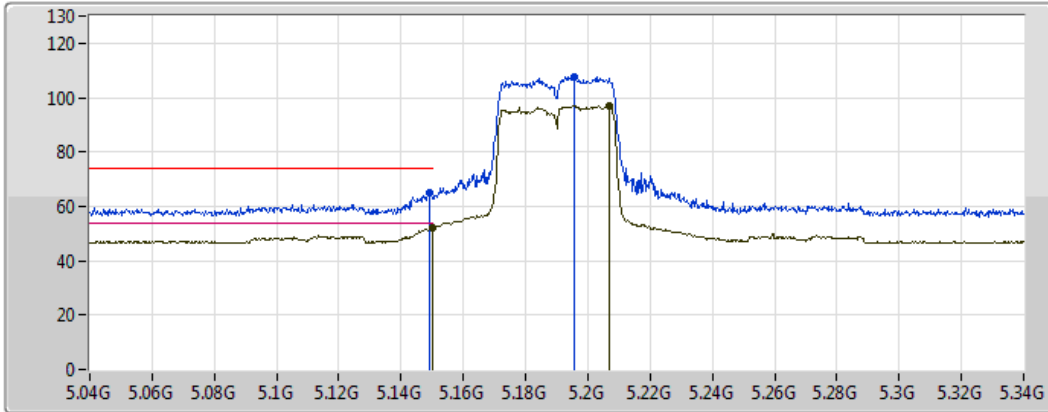
EUT Y_3TX
 Setting 65
 03-J-5-10
 FSP(100080)

Type	Freq (Hz)	Level (dBuV/m)	Limit (dBuV/m)	Margin (dB)	Factor (dB)	Dist (m)	Condition	Azimuth (°)	Height (m)	Comments
PK	5.1498G	65.89	74.00	-8.11	6.14	3	Vertical	193	1.97	-
AV	5.149995G	53.79	54.00	-0.21	6.14	3	Vertical	193	1.97	-
PK	5.196G	110.91	Inf	-Inf	6.21	3	Vertical	193	1.97	-
AV	5.1942G	100.07	Inf	-Inf	6.21	3	Vertical	193	1.97	-

802.11ac VHT40-BF_Nss1,(MCS0)_3TX

5190MHz_TX

02/07/2018



Legend:

- Lim.PK (Red line)
- PK (Blue line)
- Lim.AV (Pink line)
- AV (Green line)

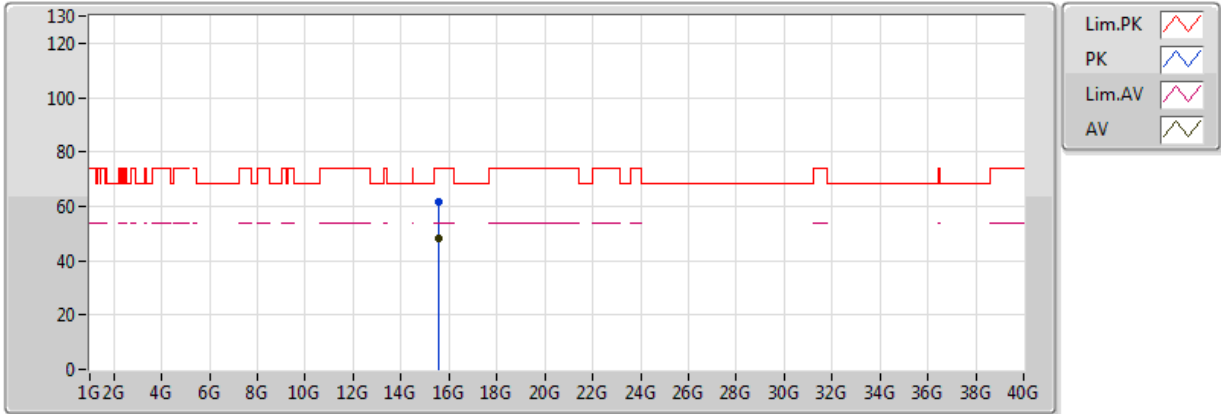
EUT Y_3TX
Setting 65
03-J-5-10
FSP(100080)

Type	Freq (Hz)	Level (dBuV/m)	Limit (dBuV/m)	Margin (dB)	Factor (dB)	Dist (m)	Condition	Azimuth (°)	Height (m)	Comments
PK	5.1489G	65.04	74.00	-8.96	6.15	3	Horizontal	132	2.02	-
AV	5.149995G	52.37	54.00	-1.63	6.15	3	Horizontal	132	2.02	-
PK	5.1954G	107.84	Inf	-Inf	6.21	3	Horizontal	132	2.02	-
AV	5.2068G	97.16	Inf	-Inf	6.24	3	Horizontal	132	2.02	-

802.11ac VHT40-BF_Nss1,(MCS0)_3TX

5190MHz_TX

02/07/2018



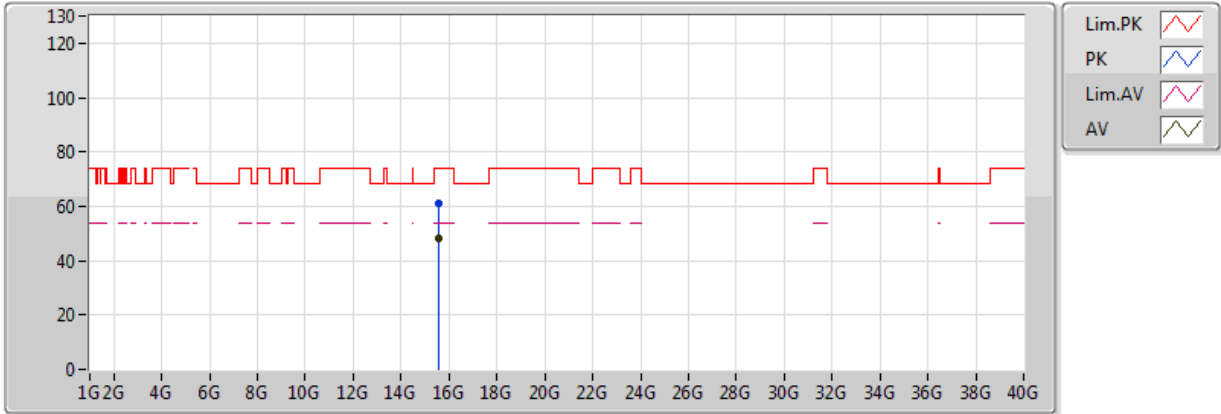
EUT Y_3TX
 Setting 65
 03-J-5
 FSP(100080)

Type	Freq (Hz)	Level (dBuV/m)	Limit (dBuV/m)	Margin (dB)	Factor (dB)	Dist (m)	Condition	Azimuth (°)	Height (m)	Comments
PK	15.57489G	61.58	74.00	-12.42	16.12	3	Vertical	225	1.34	-
AV	15.55605G	48.08	54.00	-5.92	16.19	3	Vertical	225	1.34	-

802.11ac VHT40-BF_Nss1,(MCS0)_3TX

5190MHz_TX

02/07/2018



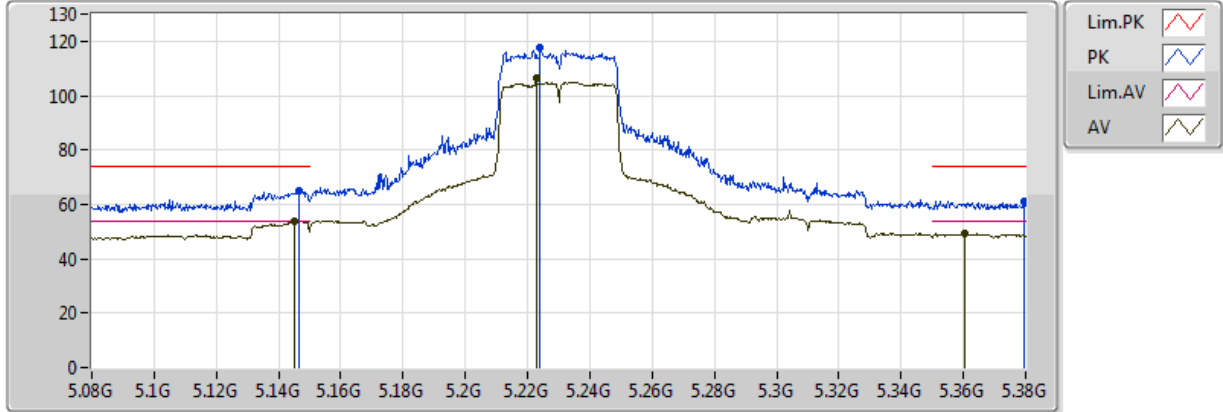
EUT Y_3TX
 Setting 65
 03-J-5
 FSP(100080)

Type	Freq (Hz)	Level (dBuV/m)	Limit (dBuV/m)	Margin (dB)	Factor (dB)	Dist (m)	Condition	Azimuth (°)	Height (m)	Comments
PK	15.55602G	61.07	74.00	-12.93	16.19	3	Horizontal	272	1.85	-
AV	15.55641G	48.07	54.00	-5.93	16.19	3	Horizontal	272	1.85	-

802.11ac VHT40-BF_Nss1,(MCS0)_3TX

5230MHz_TX

02/07/2018



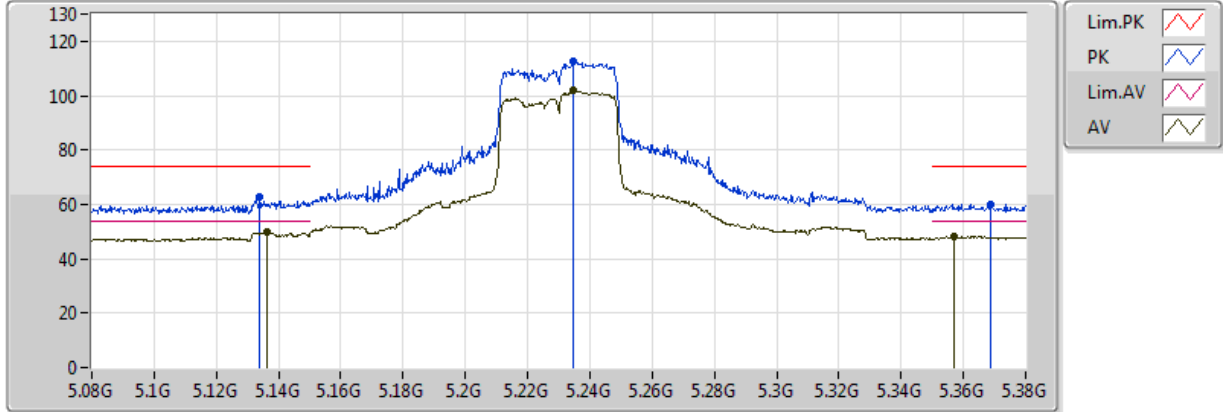
EUT Y_3TX
Setting 82
03-J-5-10
FSP(100080)

Type	Freq (Hz)	Level (dBuV/m)	Limit (dBuV/m)	Margin (dB)	Factor (dB)	Dist (m)	Condition	Azimuth (°)	Height (m)	Comments
PK	5.1466G	65.09	74.00	-8.91	6.14	3	Vertical	191	1.03	-
AV	5.1451G	53.82	54.00	-0.18	6.14	3	Vertical	191	1.03	-
PK	5.224G	117.60	Inf	-Inf	6.28	3	Vertical	191	1.03	-
AV	5.2228G	106.43	Inf	-Inf	6.28	3	Vertical	191	1.03	-
PK	5.3797G	61.32	74.00	-12.68	6.68	3	Vertical	191	1.03	-
AV	5.3602G	49.39	54.00	-4.61	6.63	3	Vertical	191	1.03	-

802.11ac VHT40-BF_Nss1,(MCS0)_3TX

5230MHz_TX

02/07/2018



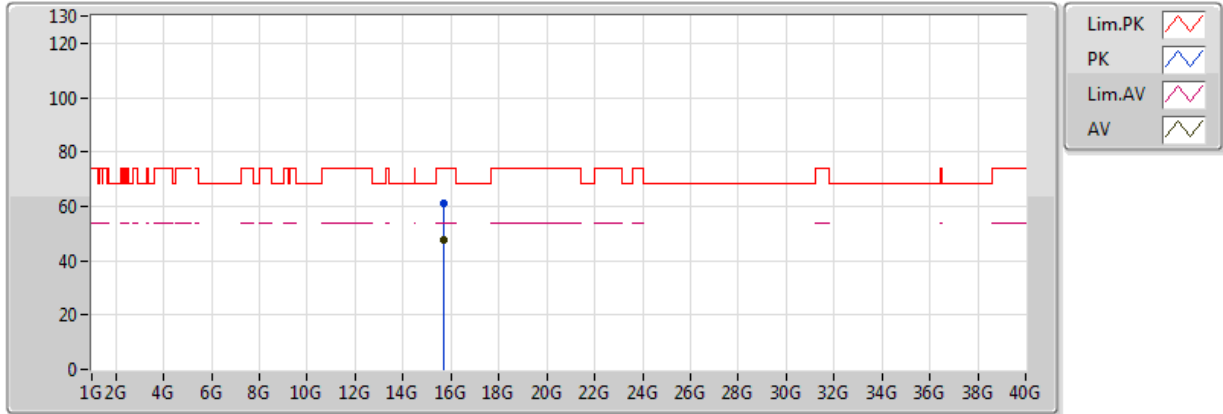
EUT Y_3TX
Setting 82
03-J-5-10
FSP(100080)

Type	Freq (Hz)	Level (dBuV/m)	Limit (dBuV/m)	Margin (dB)	Factor (dB)	Dist (m)	Condition	Azimuth (°)	Height (m)	Comments
PK	5.134G	62.91	74.00	-11.09	6.12	3	Horizontal	132	1.93	-
AV	5.1364G	49.60	54.00	-4.40	6.13	3	Horizontal	132	1.93	-
PK	5.2345G	112.85	Inf	-Inf	6.31	3	Horizontal	132	1.93	-
AV	5.2348G	102.20	Inf	-Inf	6.31	3	Horizontal	132	1.93	-
PK	5.3686G	60.11	74.00	-13.89	6.65	3	Horizontal	132	1.93	-
AV	5.3572G	48.31	54.00	-5.69	6.62	3	Horizontal	132	1.93	-

802.11ac VHT40-BF_Nss1,(MCS0)_3TX

5230MHz_TX

02/07/2018



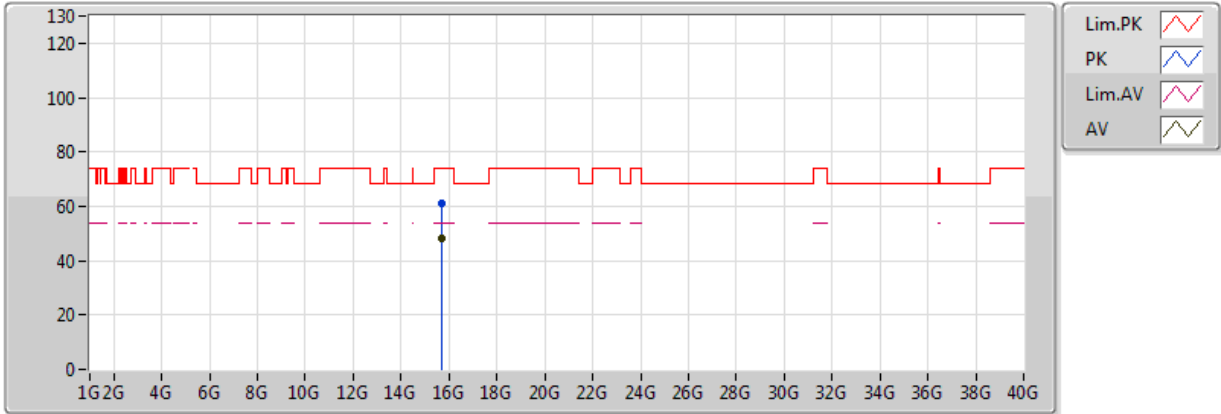
EUT Y_3TX
 Setting 82
 03-J-5
 FSP(100080)

Type	Freq (Hz)	Level (dBuV/m)	Limit (dBuV/m)	Margin (dB)	Factor (dB)	Dist (m)	Condition	Azimuth (°)	Height (m)	Comments
PK	15.67572G	60.82	74.00	-13.18	15.79	3	Vertical	183	1.59	-
AV	15.6753G	47.85	54.00	-6.15	15.79	3	Vertical	183	1.59	-

802.11ac VHT40-BF_Nss1,(MCS0)_3TX

5230MHz_TX

02/07/2018



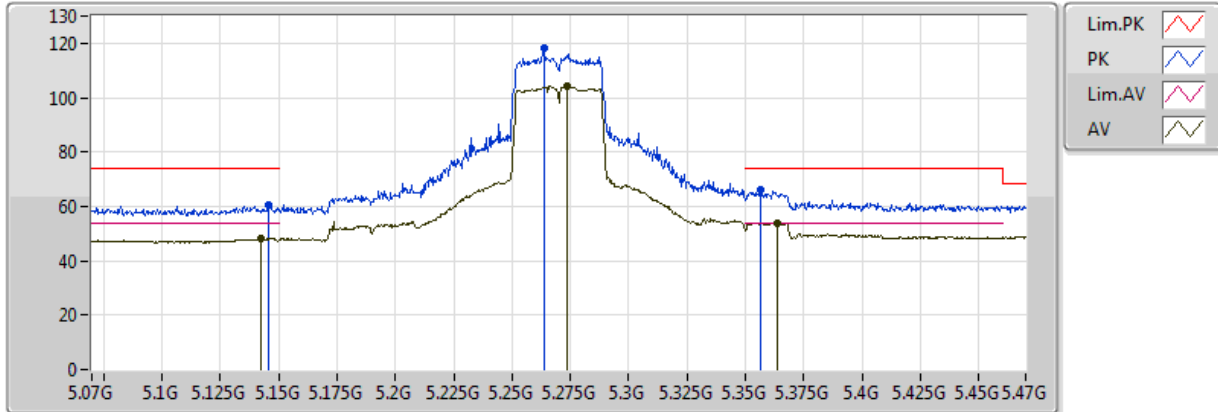
EUT Y_3TX
Setting 82
03-J-5
FSP(100080)

Type	Freq (Hz)	Level (dBuV/m)	Limit (dBuV/m)	Margin (dB)	Factor (dB)	Dist (m)	Condition	Azimuth (°)	Height (m)	Comments
PK	15.67656G	60.95	74.00	-13.05	15.78	3	Horizontal	323	2.17	-
AV	15.67521G	47.96	54.00	-6.04	15.79	3	Horizontal	323	2.17	-

802.11ac VHT40-BF_Nss1,(MCS0)_3TX

5270MHz_TX

02/07/2018



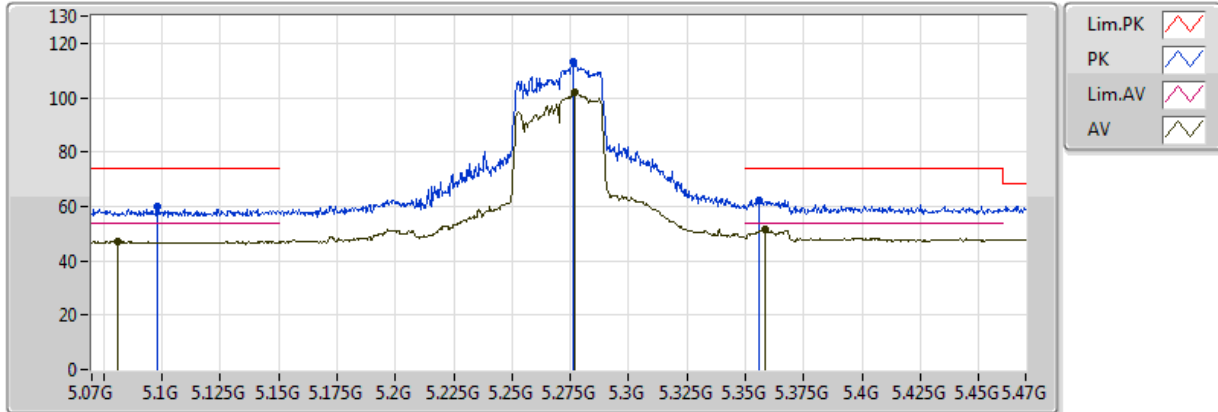
EUT Y_3TX
Setting 81
03-J-5-10
FSP(100080)

Type	Freq (Hz)	Level (dBuV/m)	Limit (dBuV/m)	Margin (dB)	Factor (dB)	Dist (m)	Condition	Azimuth (°)	Height (m)	Comments
PK	5.1456G	60.32	74.00	-13.68	6.14	3	Vertical	189	1.01	-
AV	5.1424G	48.21	54.00	-5.79	6.14	3	Vertical	189	1.01	-
PK	5.2636G	117.98	Inf	-Inf	6.39	3	Vertical	189	1.01	-
AV	5.2736G	104.23	Inf	-Inf	6.42	3	Vertical	189	1.01	-
PK	5.3564G	65.89	74.00	-8.11	6.63	3	Vertical	189	1.01	-
AV	5.3636G	53.95	54.00	-0.05	6.63	3	Vertical	189	1.01	-

802.11ac VHT40-BF_Nss1,(MCS0)_3TX

5270MHz_TX

02/07/2018



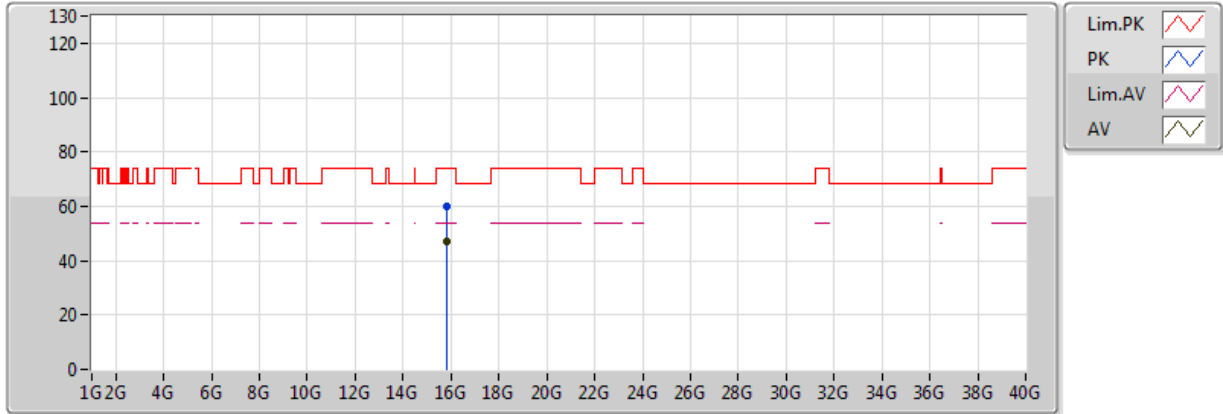
EUT Y_3TX
Setting 81
03-J-5-10
FSP(100080)

Type	Freq (Hz)	Level (dBuV/m)	Limit (dBuV/m)	Margin (dB)	Factor (dB)	Dist (m)	Condition	Azimuth (°)	Height (m)	Comments
PK	5.098G	59.70	74.00	-14.30	6.06	3	Horizontal	135	1.90	-
AV	5.0812G	47.11	54.00	-6.89	6.03	3	Horizontal	135	1.90	-
PK	5.2764G	113.09	Inf	-Inf	6.43	3	Horizontal	135	1.90	-
AV	5.2768G	102.21	Inf	-Inf	6.43	3	Horizontal	135	1.90	-
PK	5.356G	62.47	74.00	-11.53	6.62	3	Horizontal	135	1.90	-
AV	5.3584G	51.31	54.00	-2.69	6.63	3	Horizontal	135	1.90	-

802.11ac VHT40-BF_Nss1,(MCS0)_3TX

5270MHz_TX

02/07/2018



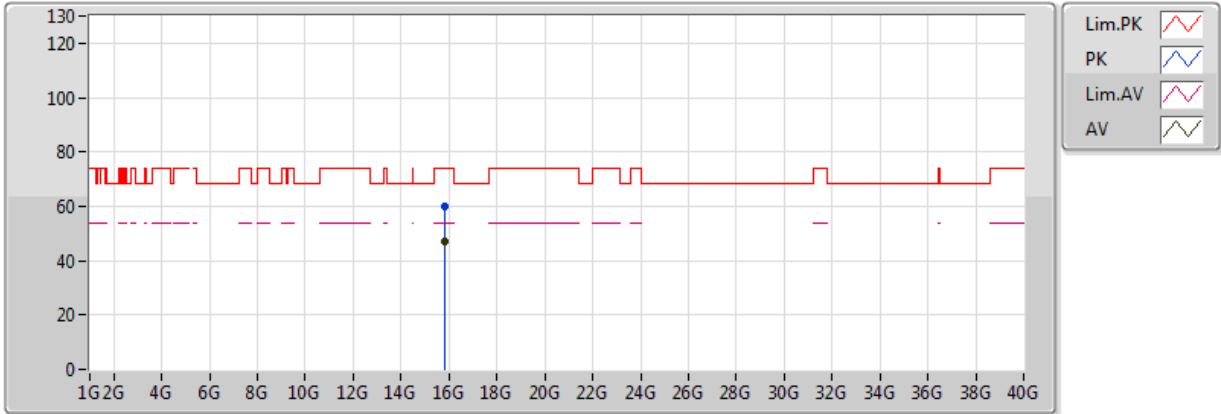
EUT Y_3TX
 Setting 81
 03-J-5
 FSP(100080)

Type	Freq (Hz)	Level (dBuV/m)	Limit (dBuV/m)	Margin (dB)	Factor (dB)	Dist (m)	Condition	Azimuth (°)	Height (m)	Comments
PK	15.82041G	59.78	74.00	-14.22	15.30	3	Vertical	23	1.99	-
AV	15.82458G	46.91	54.00	-7.09	15.29	3	Vertical	23	1.99	-

802.11ac VHT40-BF_Nss1,(MCS0)_3TX

5270MHz_TX

02/07/2018



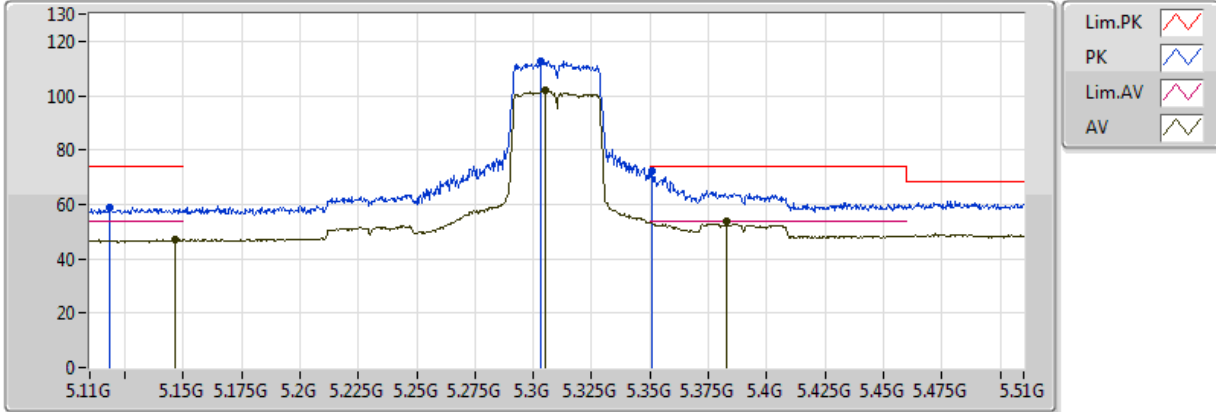
EUT Y_3TX
Setting 81
03-J-5
FSP(100080)

Type	Freq (Hz)	Level (dBuV/m)	Limit (dBuV/m)	Margin (dB)	Factor (dB)	Dist (m)	Condition	Azimuth (°)	Height (m)	Comments
PK	15.81246G	59.95	74.00	-14.05	15.33	3	Horizontal	147	2.08	-
AV	15.81519G	46.85	54.00	-7.15	15.32	3	Horizontal	147	2.08	-

802.11ac VHT40-BF_Nss1,(MCS0)_3TX

5310MHz_TX

29/06/2018



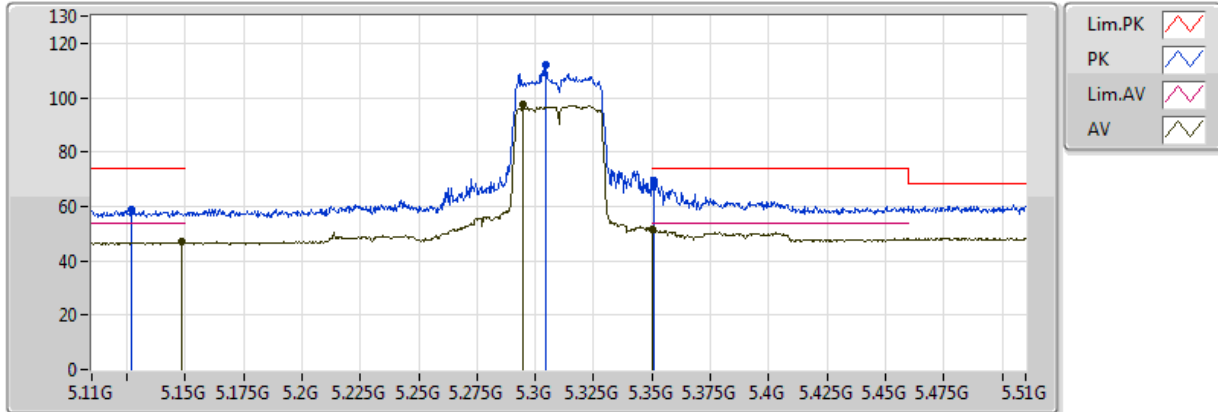
EUT Y_3TX
Setting 72
03-J-5-10
FSP(100080)

Type	Freq (Hz)	Level (dBuV/m)	Limit (dBuV/m)	Margin (dB)	Factor (dB)	Dist (m)	Condition	Azimuth (°)	Height (m)	Comments
PK	5.1188G	58.94	74.00	-15.06	6.09	3	Vertical	191	1.03	-
AV	5.1468G	46.97	54.00	-7.03	6.14	3	Vertical	191	1.03	-
PK	5.3032G	112.70	Inf	-Inf	6.50	3	Vertical	191	1.03	-
AV	5.3052G	101.88	Inf	-Inf	6.50	3	Vertical	191	1.03	-
PK	5.3508G	72.06	74.00	-1.94	6.61	3	Vertical	191	1.03	-
AV	5.3828G	53.84	54.00	-0.16	6.69	3	Vertical	191	1.03	-

802.11ac VHT40-BF_Nss1,(MCS0)_3TX

5310MHz_TX

29/06/2018



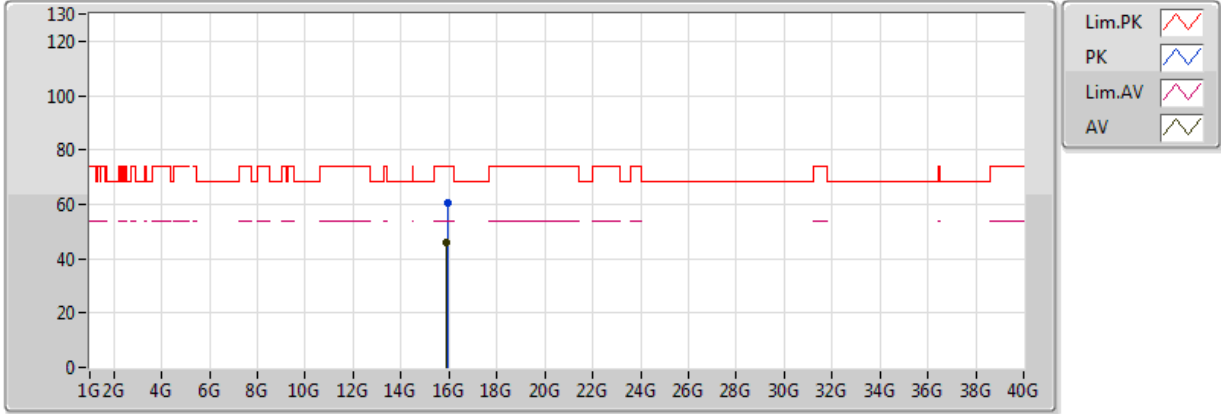
EUT Y_3TX
Setting 72
03-J-5-10
FSP(100080)

Type	Freq (Hz)	Level (dBuV/m)	Limit (dBuV/m)	Margin (dB)	Factor (dB)	Dist (m)	Condition	Azimuth (°)	Height (m)	Comments
PK	5.1272G	58.80	74.00	-15.20	6.11	3	Horizontal	74	2.31	-
AV	5.1488G	46.92	54.00	-7.08	6.15	3	Horizontal	74	2.31	-
PK	5.3044G	112.04	Inf	-Inf	6.50	3	Horizontal	74	2.31	-
AV	5.2944G	97.42	Inf	-Inf	6.47	3	Horizontal	74	2.31	-
PK	5.3508G	69.22	74.00	-4.78	6.61	3	Horizontal	74	2.31	-
AV	5.350005G	51.53	54.00	-2.47	6.61	3	Horizontal	74	2.31	-

802.11ac VHT40-BF_Nss1,(MCS0)_3TX

5310MHz_TX

02/07/2018



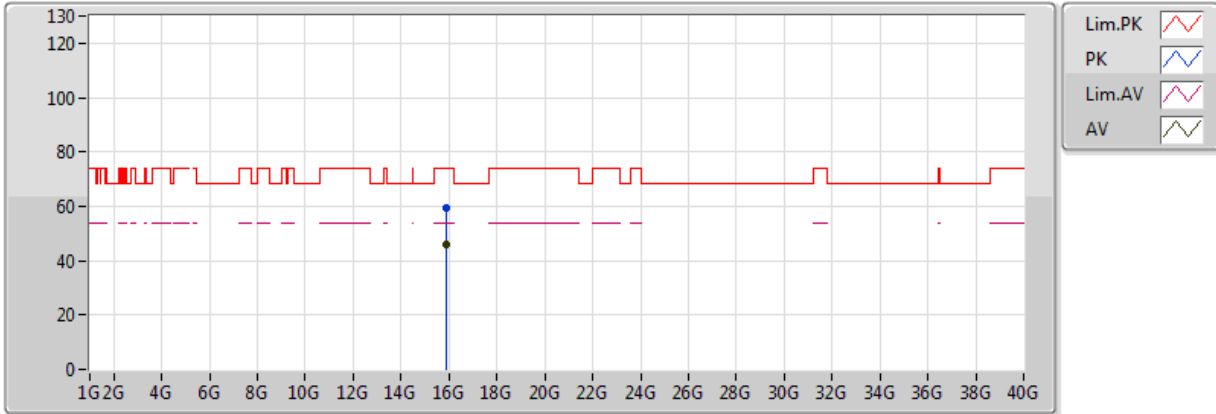
EUT Y_3TX
Setting 72
03-E-3
FSP(100080)

Type	Freq (Hz)	Level (dBuV/m)	Limit (dBuV/m)	Margin (dB)	Factor (dB)	Dist (m)	Condition	Azimuth (°)	Height (m)	Comments
PK	15.94191G	60.24	74.00	-13.76	14.89	3	Vertical	249	1.75	-
AV	15.91533G	45.99	54.00	-8.01	14.98	3	Vertical	249	1.75	-

802.11ac VHT40-BF_Nss1,(MCS0)_3TX

5310MHz_TX

02/07/2018



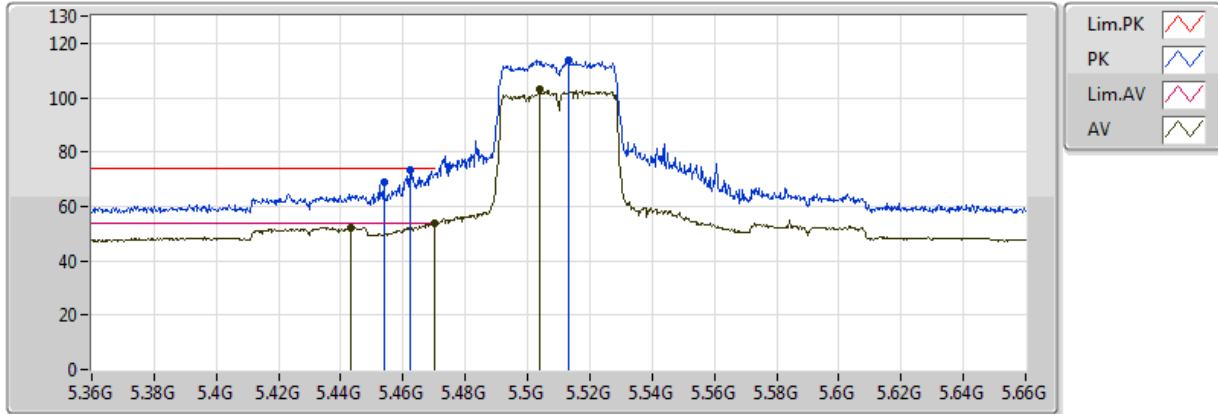
EUT Y_3TX
Setting 72
03-J-5
FSP(100080)

Type	Freq (Hz)	Level (dBuV/m)	Limit (dBuV/m)	Margin (dB)	Factor (dB)	Dist (m)	Condition	Azimuth (°)	Height (m)	Comments
PK	15.9183G	59.32	74.00	-14.68	14.97	3	Horizontal	295	1.64	-
AV	15.91845G	46.05	54.00	-7.95	14.97	3	Horizontal	295	1.64	-

802.11ac VHT40-BF_Nss1,(MCS0)_3TX

5510MHz_TX

02/07/2018



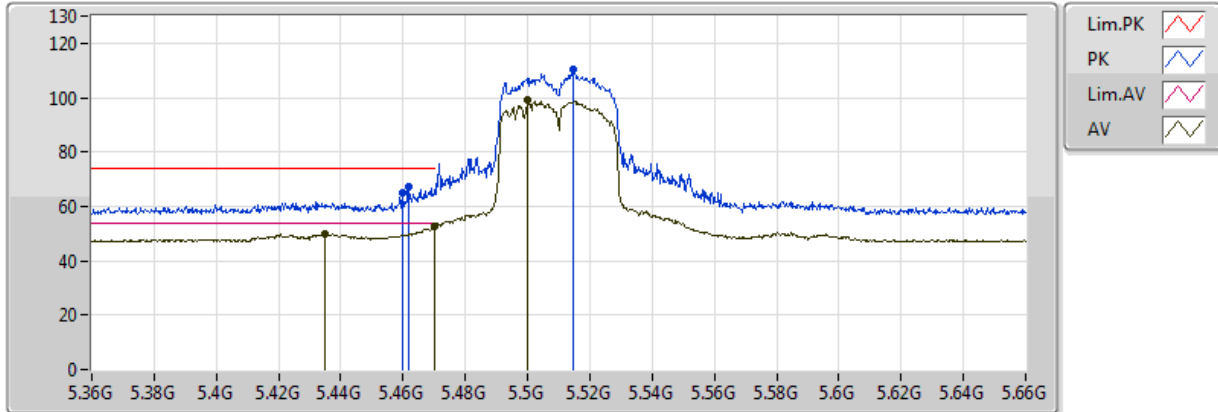
EUT Y_3TX
Setting 70
03-E-3-10
FSP(100080)

Type	Freq (Hz)	Level (dBuV/m)	Limit (dBuV/m)	Margin (dB)	Factor (dB)	Dist (m)	Condition	Azimuth (°)	Height (m)	Comments
PK	5.4539G	68.97	74.00	-5.03	6.88	3	Vertical	167	2.38	-
AV	5.4434G	52.38	54.00	-1.62	6.85	3	Vertical	167	2.38	-
PK	5.4623G	73.16	74.00	-0.84	6.90	3	Vertical	167	2.38	-
AV	5.469995G	53.97	54.00	-0.03	6.92	3	Vertical	167	2.38	-
PK	5.513G	114.00	Inf	-Inf	7.01	3	Vertical	167	2.38	-
AV	5.504G	103.35	Inf	-Inf	7.00	3	Vertical	167	2.38	-

802.11ac VHT40-BF_Nss1,(MCS0)_3TX

5510MHz_TX

02/07/2018



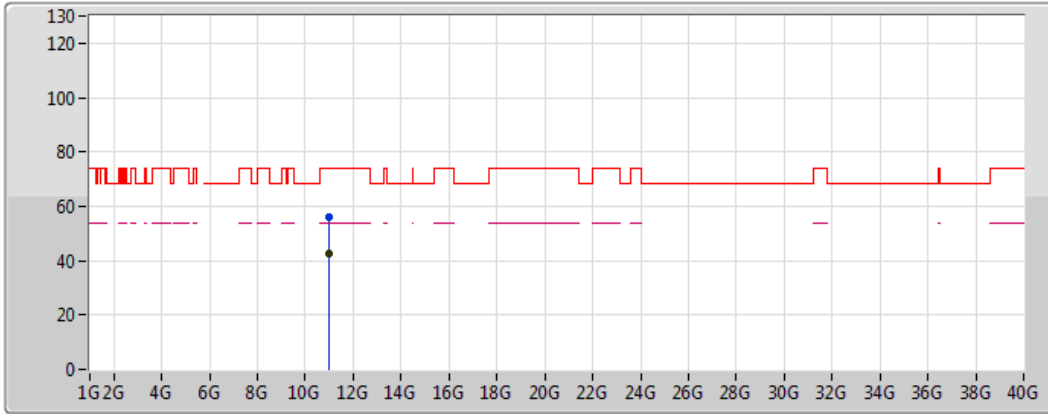
EUT Y_3TX
Setting 70
03-E-3-10
FSP(100080)

Type	Freq (Hz)	Level (dBuV/m)	Limit (dBuV/m)	Margin (dB)	Factor (dB)	Dist (m)	Condition	Azimuth (°)	Height (m)	Comments
PK	5.4596G	65.12	74.00	-8.88	6.89	3	Horizontal	296	2.15	-
AV	5.435G	50.10	54.00	-3.90	6.82	3	Horizontal	296	2.15	-
PK	5.462G	67.20	74.00	-6.80	6.90	3	Horizontal	296	2.15	-
AV	5.469995G	52.72	54.00	-1.28	6.92	3	Horizontal	296	2.15	-
PK	5.5148G	110.15	Inf	-Inf	7.01	3	Horizontal	296	2.15	-
AV	5.5001G	98.99	Inf	-Inf	7.00	3	Horizontal	296	2.15	-

802.11ac VHT40-BF_Nss1,(MCS0)_3TX

5510MHz_TX

02/07/2018



Legend:

- Lim.PK (Red line)
- PK (Blue line)
- Lim.AV (Pink line)
- AV (Blue line)

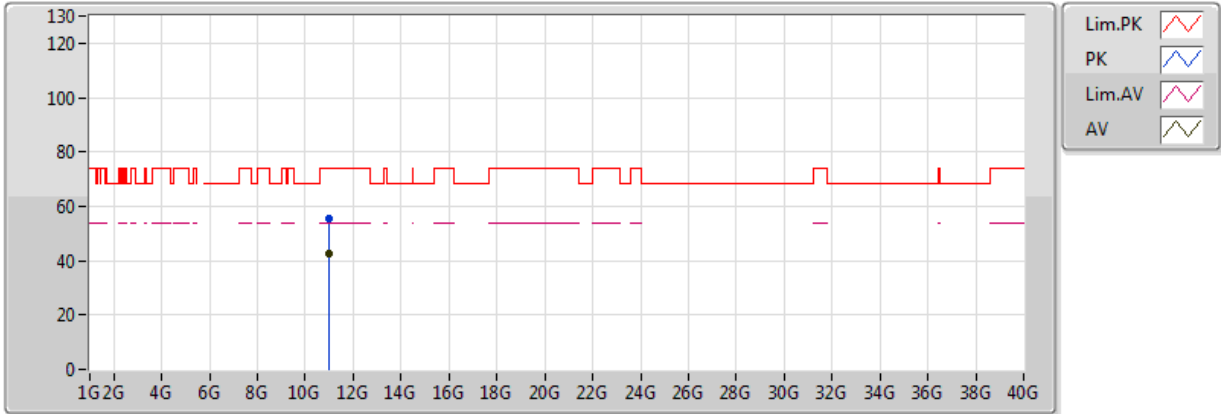
EUT Y_3TX
 Setting 70
 03-E-3
 FSP(100080)

Type	Freq (Hz)	Level (dBuV/m)	Limit (dBuV/m)	Margin (dB)	Factor (dB)	Dist (m)	Condition	Azimuth (°)	Height (m)	Comments
PK	11.01037G	55.78	74.00	-18.22	14.02	3	Vertical	204	1.90	-
AV	11.00644G	42.55	54.00	-11.45	14.02	3	Vertical	204	1.90	-

802.11ac VHT40-BF_Nss1,(MCS0)_3TX

5510MHz_TX

02/07/2018



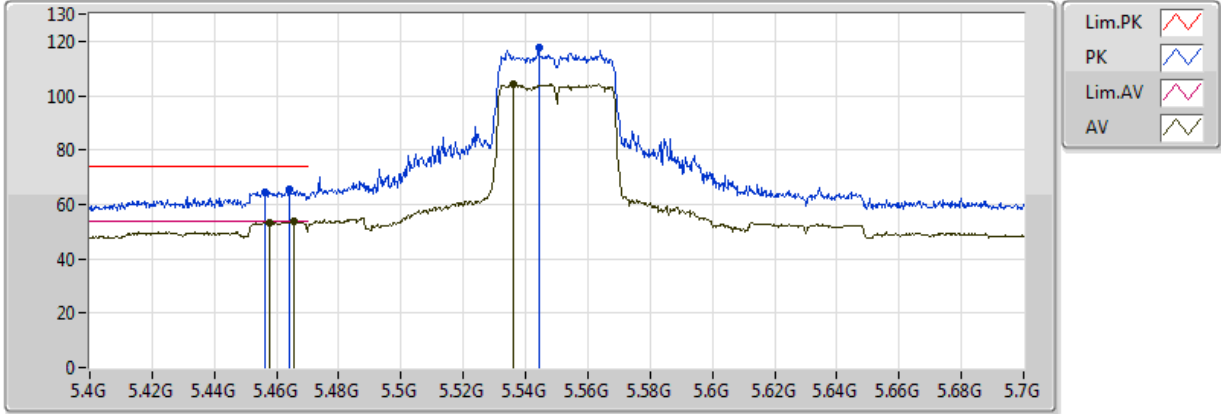
EUT Y_3TX
Setting 70
03-E-3
FSP(100080)

Type	Freq (Hz)	Level (dBuV/m)	Limit (dBuV/m)	Margin (dB)	Factor (dB)	Dist (m)	Condition	Azimuth (°)	Height (m)	Comments
PK	11.01102G	55.23	74.00	-18.77	14.03	3	Horizontal	273	2.19	-
AV	11.01205G	42.61	54.00	-11.39	14.03	3	Horizontal	273	2.19	-

802.11ac VHT40-BF_Nss1,(MCS0)_3TX

5550MHz_TX

02/07/2018



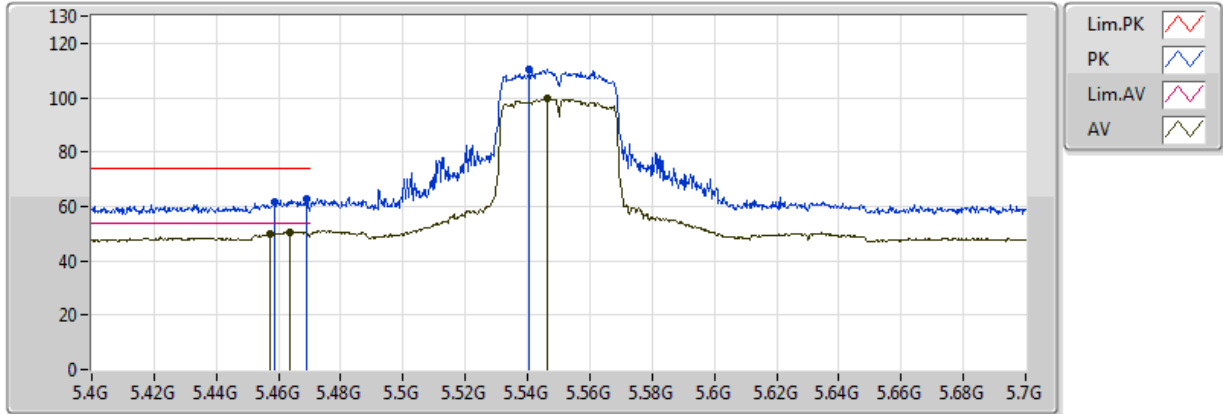
EUT Y_3TX
 Setting 73
 03-E-3-10
 FSP(100080)

Type	Freq (Hz)	Level (dBuV/m)	Limit (dBuV/m)	Margin (dB)	Factor (dB)	Dist (m)	Condition	Azimuth (°)	Height (m)	Comments
PK	5.4561G	64.62	74.00	-9.38	6.88	3	Vertical	174	1.01	-
AV	5.4579G	53.46	54.00	-0.54	6.89	3	Vertical	174	1.01	-
PK	5.4642G	65.72	74.00	-8.28	6.90	3	Vertical	174	1.01	-
AV	5.4657G	53.85	54.00	-0.15	6.91	3	Vertical	174	1.01	-
PK	5.5443G	117.78	Inf	-Inf	7.04	3	Vertical	174	1.01	-
AV	5.5359G	104.07	Inf	-Inf	7.03	3	Vertical	174	1.01	-

802.11ac VHT40-BF_Nss1,(MCS0)_3TX

5550MHz_TX

02/07/2018



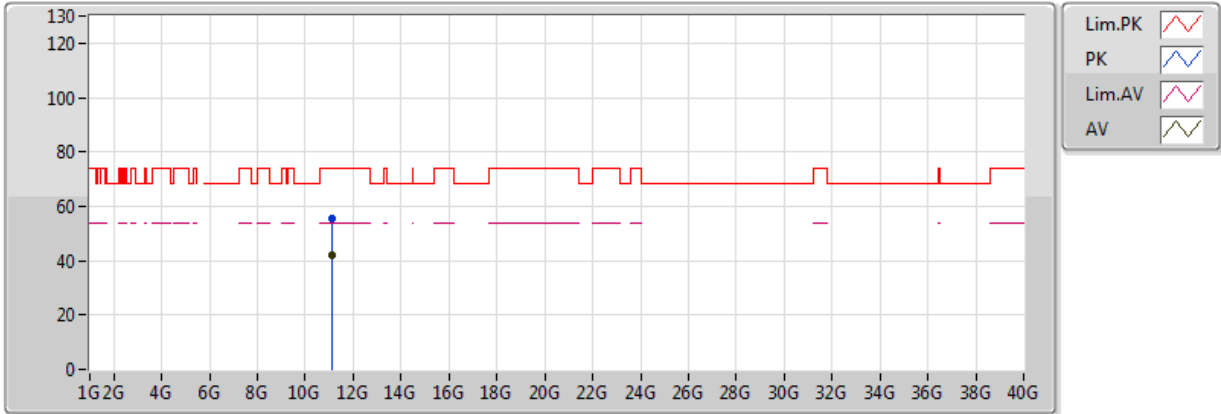
EUT Y_3TX
Setting 73
03-E-3-10
FSP(100080)

Type	Freq (Hz)	Level (dBuV/m)	Limit (dBuV/m)	Margin (dB)	Factor (dB)	Dist (m)	Condition	Azimuth (°)	Height (m)	Comments
PK	5.4588G	61.43	74.00	-12.57	6.89	3	Horizontal	56	2.16	-
AV	5.4573G	50.09	54.00	-3.91	6.88	3	Horizontal	56	2.16	-
PK	5.469G	62.78	74.00	-11.22	6.91	3	Horizontal	56	2.16	-
AV	5.4636G	50.59	54.00	-3.41	6.90	3	Horizontal	56	2.16	-
PK	5.5407G	110.45	Inf	-Inf	7.03	3	Horizontal	56	2.16	-
AV	5.5461G	99.66	Inf	-Inf	7.04	3	Horizontal	56	2.16	-

802.11ac VHT40-BF_Nss1,(MCS0)_3TX

5550MHz_TX

02/07/2018



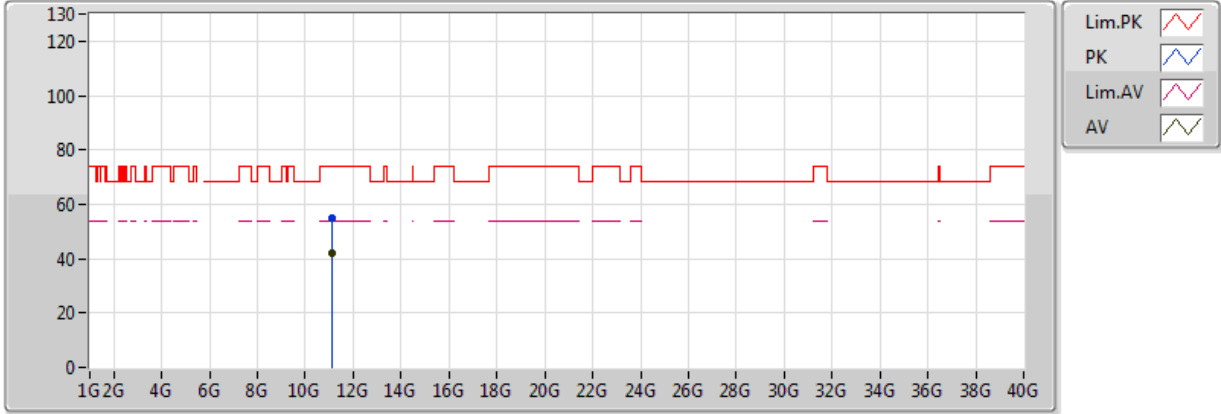
EUT Y_3TX
Setting 73
03-E-3
FSP(100080)

Type	Freq (Hz)	Level (dBuV/m)	Limit (dBuV/m)	Margin (dB)	Factor (dB)	Dist (m)	Condition	Azimuth (°)	Height (m)	Comments
PK	11.11335G	55.44	74.00	-18.56	14.07	3	Vertical	174	1.94	-
AV	11.09094G	42.26	54.00	-11.74	14.06	3	Vertical	174	1.94	-

802.11ac VHT40-BF_Nss1,(MCS0)_3TX

5550MHz_TX

02/07/2018



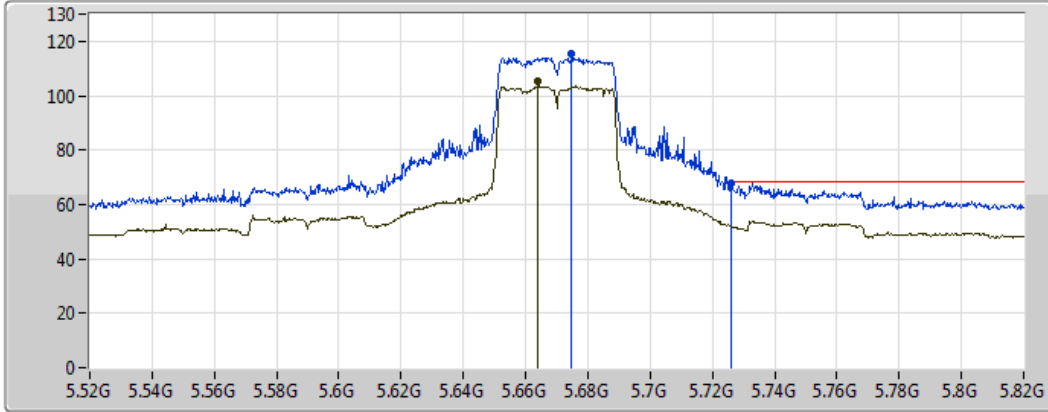
EUT Y_3TX
Setting 73
03-E-3
FSP(100080)





Type	Freq (Hz)	Level (dBuV/m)	Limit (dBuV/m)	Margin (dB)	Factor (dB)	Dist (m)	Condition	Azimuth (°)	Height (m)	Comments
PK	11.09982G	54.86	74.00	-19.14	14.07	3	Horizontal	293	1.81	-
AV	11.11296G	41.98	54.00	-12.02	14.07	3	Horizontal	293	1.81	-

802.11ac VHT40-BF_Nss1,(MCS0)_3TX

5670MHz_TX

02/07/2018



- Lim.PK 
- PK 
- Lim.AV 
- AV 

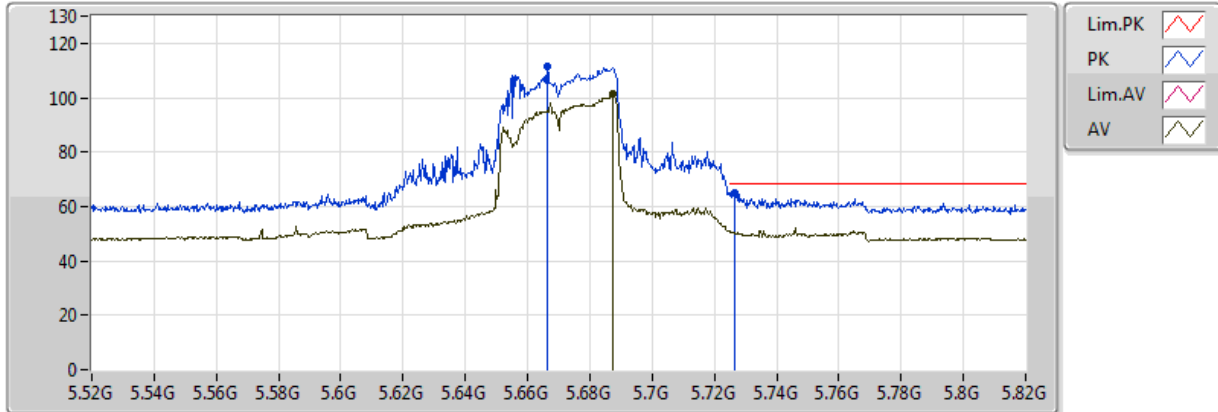
EUT Y_3TX
 Setting 73
 03-E-3-10
 FSP(100080)

Type	Freq (Hz)	Level (dBuV/m)	Limit (dBuV/m)	Margin (dB)	Factor (dB)	Dist (m)	Condition	Azimuth (°)	Height (m)	Comments
PK	5.6748G	115.21	Inf	-Inf	7.16	3	Vertical	174	1.01	-
AV	5.664G	105.40	Inf	-Inf	7.15	3	Vertical	174	1.01	-
PK	5.7261G	67.98	68.20	-0.22	7.22	3	Vertical	174	1.01	-

802.11ac VHT40-BF_Nss1,(MCS0)_3TX

5670MHz_TX

02/07/2018



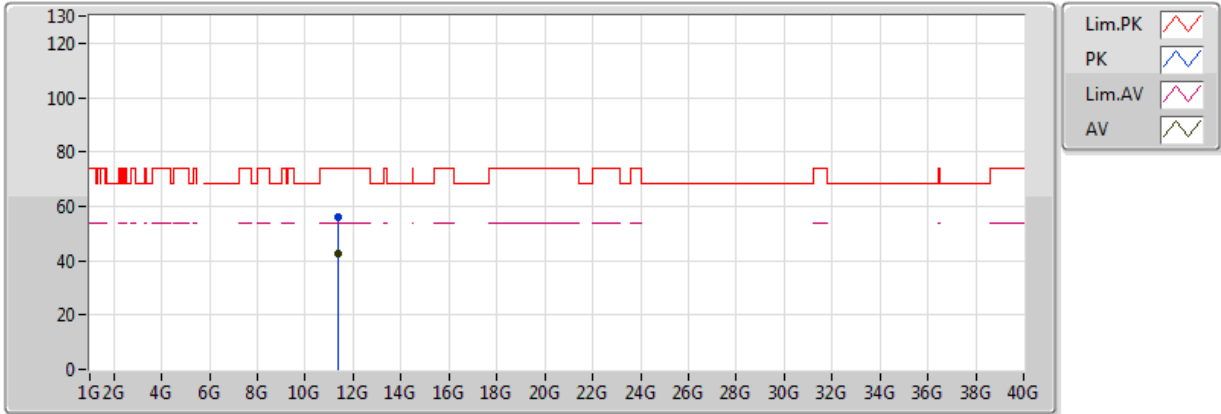
EUT Y_3TX
 Setting 73
 03-E-3-10
 FSP(100080)

Type	Freq (Hz)	Level (dBuV/m)	Limit (dBuV/m)	Margin (dB)	Factor (dB)	Dist (m)	Condition	Azimuth (°)	Height (m)	Comments
PK	5.6661G	111.70	Inf	-Inf	7.15	3	Horizontal	251	2.23	-
AV	5.6874G	101.48	Inf	-Inf	7.18	3	Horizontal	251	2.23	-
PK	5.7264G	65.18	68.20	-3.02	7.22	3	Horizontal	251	2.23	-

802.11ac VHT40-BF_Nss1,(MCS0)_3TX

5670MHz_TX

02/07/2018



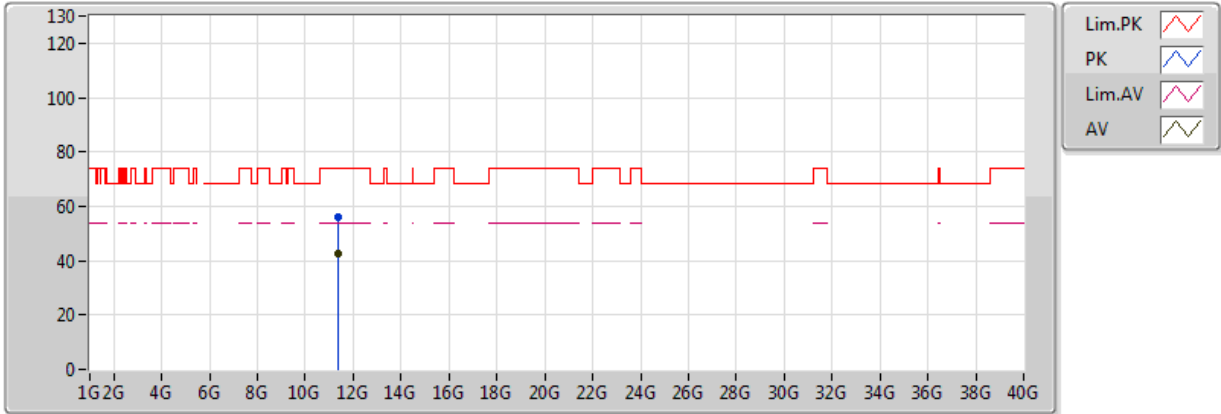
EUT Y_3TX
Setting 73
03-E-3
FSP(100080)

Type	Freq (Hz)	Level (dBuV/m)	Limit (dBuV/m)	Margin (dB)	Factor (dB)	Dist (m)	Condition	Azimuth (°)	Height (m)	Comments
PK	11.34252G	56.25	74.00	-17.75	14.18	3	Vertical	212	1.73	-
AV	11.34761G	42.70	54.00	-11.30	14.19	3	Vertical	212	1.73	-

802.11ac VHT40-BF_Nss1,(MCS0)_3TX

5670MHz_TX

03/07/2018



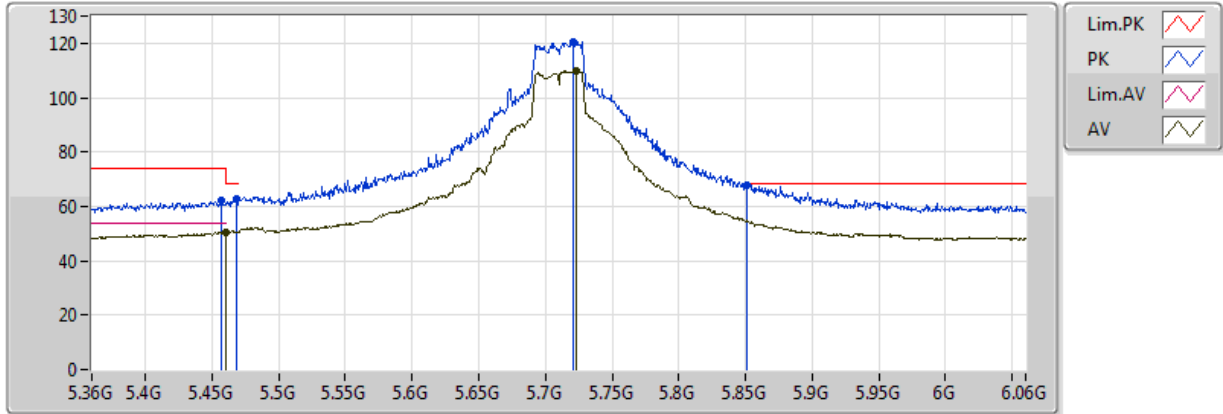
EUT Y_3TX
Setting 73
03-E-3
FSP(100080)

Type	Freq (Hz)	Level (dBuV/m)	Limit (dBuV/m)	Margin (dB)	Factor (dB)	Dist (m)	Condition	Azimuth (°)	Height (m)	Comments
PK	11.34078G	55.89	74.00	-18.11	14.18	3	Horizontal	252	2.24	-
AV	11.33866G	42.77	54.00	-11.23	14.18	3	Horizontal	252	2.24	-

802.11ac VHT40-BF_Nss1,(MCS0)_3TX

5710MHz Straddle 5.47-5.725GHz_TX

02/07/2018



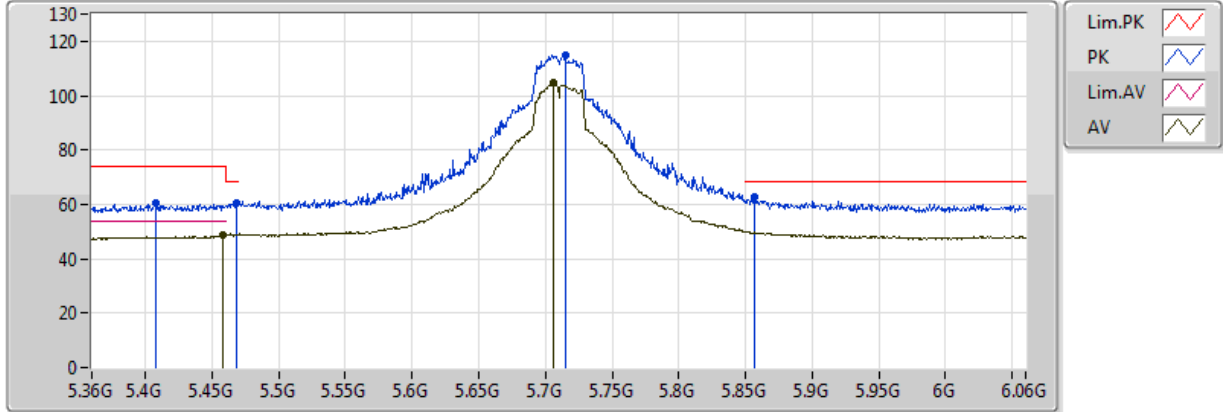
EUT Y_3TX
Setting 100
03-E-3-10
FSP(100080)

Type	Freq (Hz)	Level (dBuV/m)	Limit (dBuV/m)	Margin (dB)	Factor (dB)	Dist (m)	Condition	Azimuth (°)	Height (m)	Comments
PK	5.4566G	62.12	74.00	-11.88	6.88	3	Vertical	163	2.24	-
AV	5.459995G	50.39	54.00	-3.61	6.89	3	Vertical	163	2.24	-
PK	5.4685G	62.73	68.20	-5.47	6.91	3	Vertical	163	2.24	-
PK	5.7212G	120.64	Inf	-Inf	7.21	3	Vertical	163	2.24	-
AV	5.7233G	109.97	Inf	-Inf	7.22	3	Vertical	163	2.24	-
PK	5.8514G	67.86	68.20	-0.34	7.26	3	Vertical	163	2.24	-

802.11ac VHT40-BF_Nss1,(MCS0)_3TX

5710MHz Straddle 5.47-5.725GHz_TX

02/07/2018



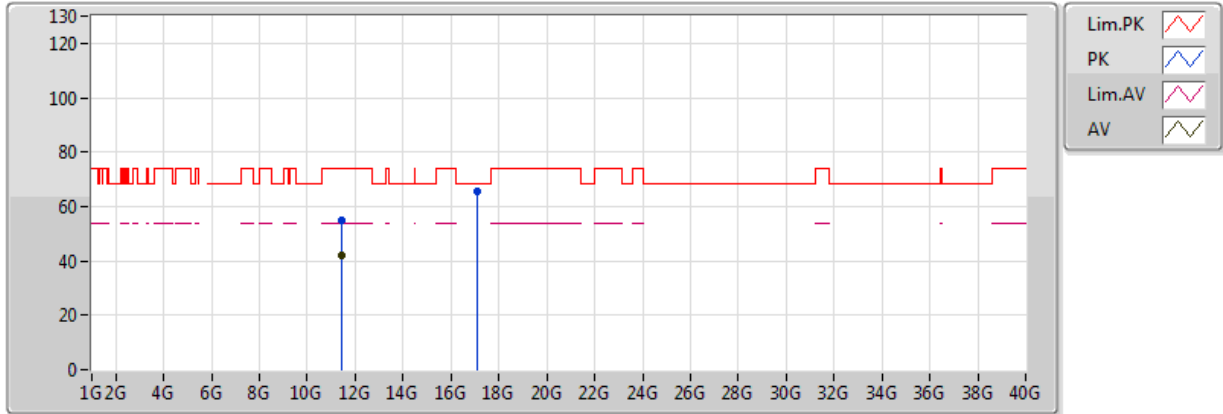
EUT Y_3TX
 Setting 100
 03-E-3-10
 FSP(100080)

Type	Freq (Hz)	Level (dBuV/m)	Limit (dBuV/m)	Margin (dB)	Factor (dB)	Dist (m)	Condition	Azimuth (°)	Height (m)	Comments
PK	5.4076G	60.31	74.00	-13.69	6.75	3	Horizontal	200	1.47	-
AV	5.4587G	48.64	54.00	-5.36	6.89	3	Horizontal	200	1.47	-
PK	5.4685G	60.46	68.20	-7.74	6.91	3	Horizontal	200	1.47	-
PK	5.7149G	114.78	Inf	-Inf	7.21	3	Horizontal	200	1.47	-
AV	5.7058G	104.73	Inf	-Inf	7.20	3	Horizontal	200	1.47	-
PK	5.8563G	62.53	68.20	-5.67	7.26	3	Horizontal	200	1.47	-

802.11ac VHT40-BF_Nss1,(MCS0)_3TX

5710MHz Straddle 5.47-5.725GHz_TX

02/07/2018



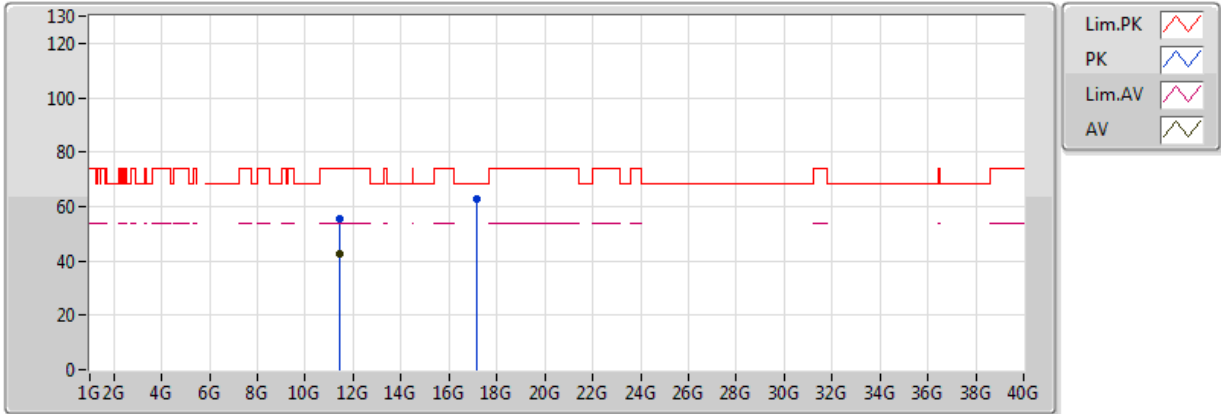
EUT Y_3TX
 Setting 100
 03-E-3
 FSP(100080)

Type	Freq (Hz)	Level (dBuV/m)	Limit (dBuV/m)	Margin (dB)	Factor (dB)	Dist (m)	Condition	Azimuth (°)	Height (m)	Comments
PK	11.42027G	55.10	74.00	-18.90	14.22	3	Vertical	118	1.38	-
AV	11.40833G	42.19	54.00	-11.81	14.22	3	Vertical	118	1.38	-
PK	17.12528G	65.46	68.20	-2.74	18.95	3	Vertical	267	1.69	-

802.11ac VHT40-BF_Nss1,(MCS0)_3TX

5710MHz Straddle 5.47-5.725GHz_TX

02/07/2018



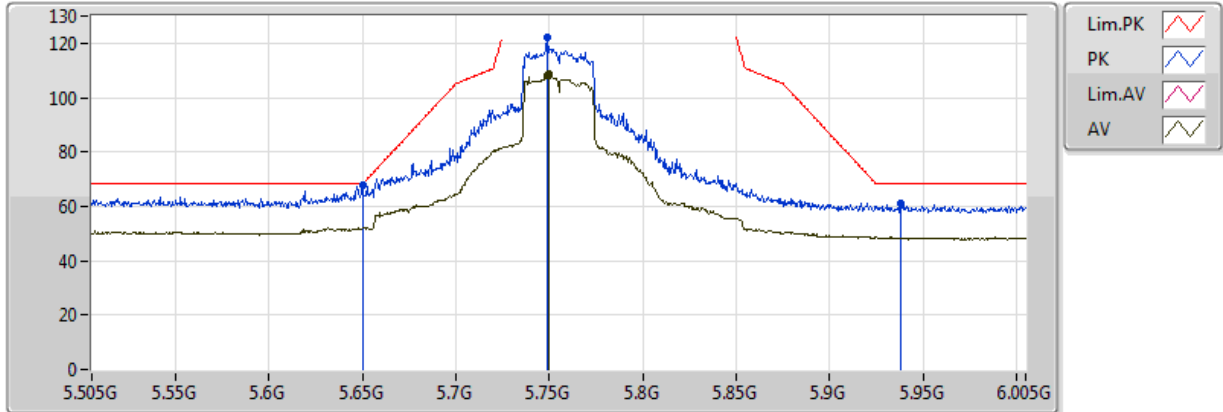
EUT Y_3TX
 Setting 100
 03-E-3
 FSP(100080)

Type	Freq (Hz)	Level (dBuV/m)	Limit (dBuV/m)	Margin (dB)	Factor (dB)	Dist (m)	Condition	Azimuth (°)	Height (m)	Comments
PK	11.43074G	55.43	74.00	-18.57	14.23	3	Horizontal	28	1.98	-
AV	11.41547G	42.34	54.00	-11.66	14.22	3	Horizontal	28	1.98	-
PK	17.15608G	62.85	68.20	-5.35	19.12	3	Horizontal	66	1.76	-

802.11ac VHT40-BF_Nss1,(MCS0)_3TX

5755MHz_TX

02/07/2018



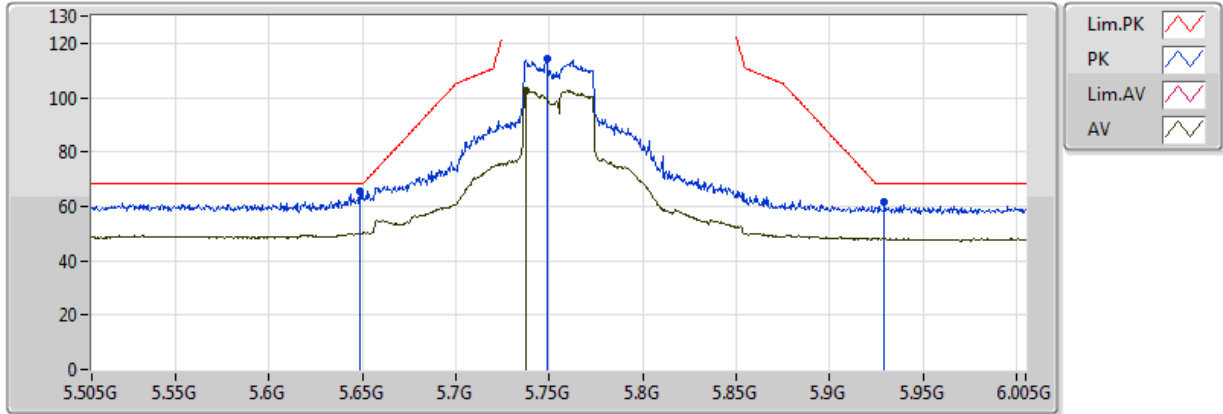
EUT Y_3TX
 Setting 86
 03-E-3-10
 FSP(100080)

Type	Freq (Hz)	Level (dBuV/m)	Limit (dBuV/m)	Margin (dB)	Factor (dB)	Dist (m)	Condition	Azimuth (°)	Height (m)	Comments
PK	5.65G	67.81	68.20	-0.39	7.14	3	Vertical	189	2.26	-
PK	5.7485G	121.89	Inf	-Inf	7.24	3	Vertical	189	2.26	-
AV	5.7495G	108.64	Inf	-Inf	7.24	3	Vertical	189	2.26	-
PK	5.9385G	60.90	68.20	-7.30	7.22	3	Vertical	189	2.26	-

802.11ac VHT40-BF_Nss1,(MCS0)_3TX

5755MHz_TX

02/07/2018



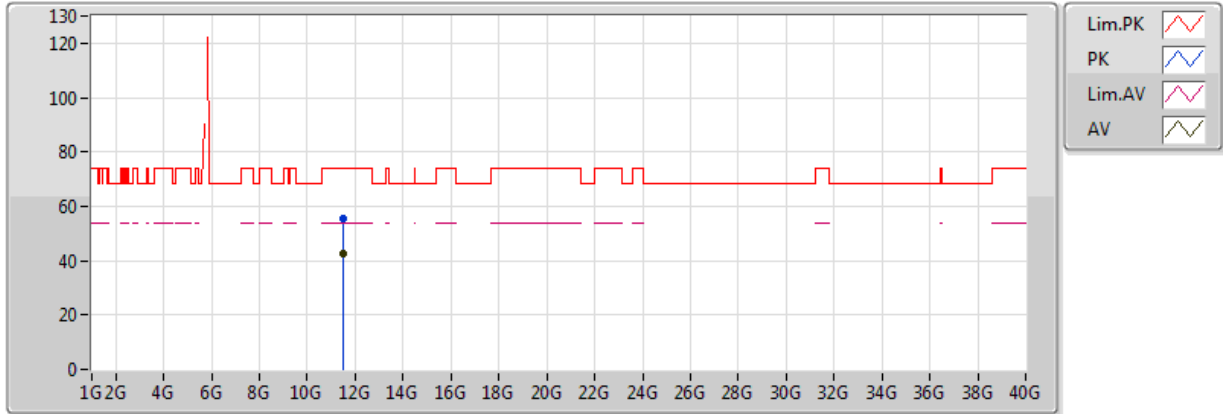
EUT Y_3TX
 Setting 86
 03-E-3-10
 FSP(100080)

Type	Freq (Hz)	Level (dBuV/m)	Limit (dBuV/m)	Margin (dB)	Factor (dB)	Dist (m)	Condition	Azimuth (°)	Height (m)	Comments
PK	5.6485G	65.72	68.20	-2.48	7.14	3	Horizontal	213	1.90	-
PK	5.7485G	114.33	Inf	-Inf	7.24	3	Horizontal	213	1.90	-
AV	5.7375G	102.82	Inf	-Inf	7.23	3	Horizontal	213	1.90	-
PK	5.9295G	61.63	68.20	-6.57	7.23	3	Horizontal	213	1.90	-

802.11ac VHT40-BF_Nss1,(MCS0)_3TX

5755MHz_TX

02/07/2018



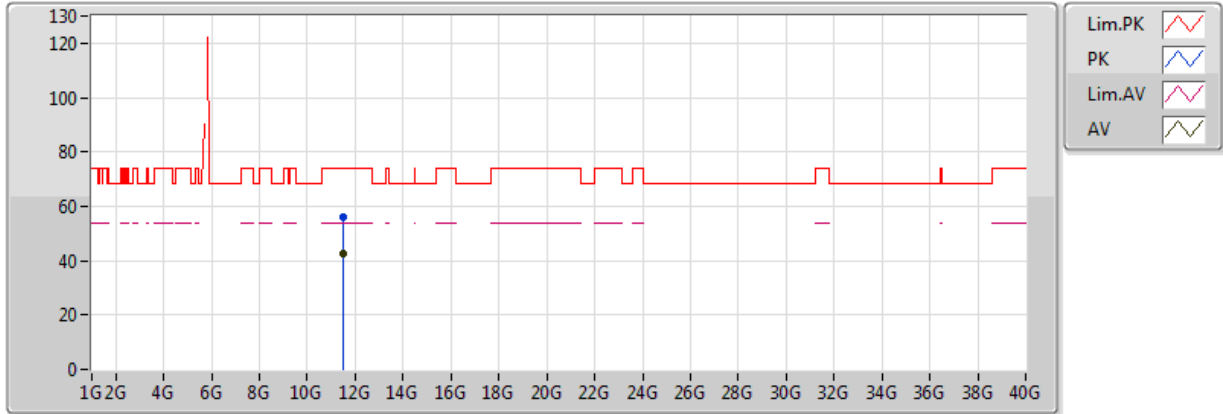
EUT Y_3TX
Setting 86
03-E-3
FSP(100080)

Type	Freq (Hz)	Level (dBuV/m)	Limit (dBuV/m)	Margin (dB)	Factor (dB)	Dist (m)	Condition	Azimuth (°)	Height (m)	Comments
PK	11.49632G	55.37	74.00	-18.63	14.26	3	Vertical	57	1.71	-
AV	11.49524G	42.34	54.00	-11.66	14.26	3	Vertical	57	1.71	-

802.11ac VHT40-BF_Nss1,(MCS0)_3TX

5755MHz_TX

02/07/2018



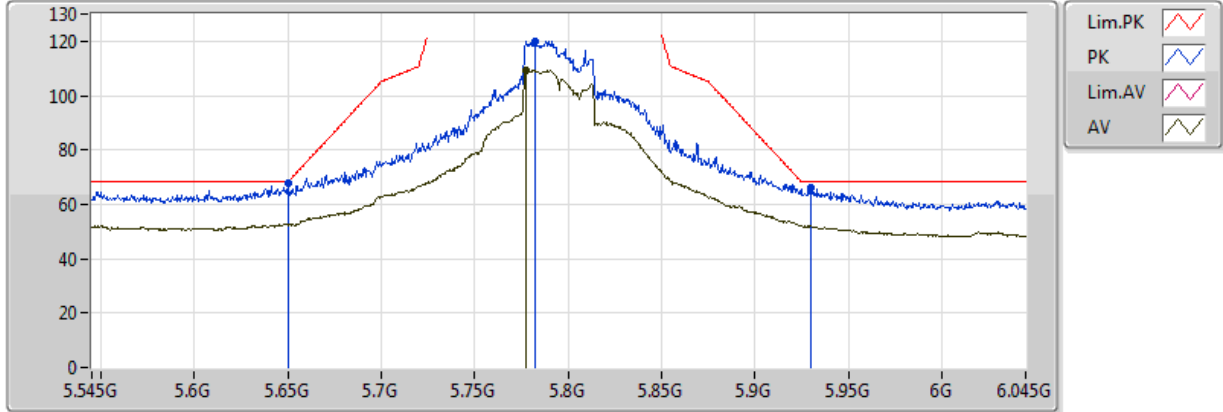
EUT Y_3TX
Setting 86
03-E-3
FSP(100080)

Type	Freq (Hz)	Level (dBuV/m)	Limit (dBuV/m)	Margin (dB)	Factor (dB)	Dist (m)	Condition	Azimuth (°)	Height (m)	Comments
PK	11.51888G	55.92	74.00	-18.08	14.27	3	Horizontal	331	1.31	-
AV	11.49653G	42.40	54.00	-11.60	14.26	3	Horizontal	331	1.31	-

802.11ac VHT40-BF_Nss1,(MCS0)_3TX

5795MHz_TX

03/07/2018



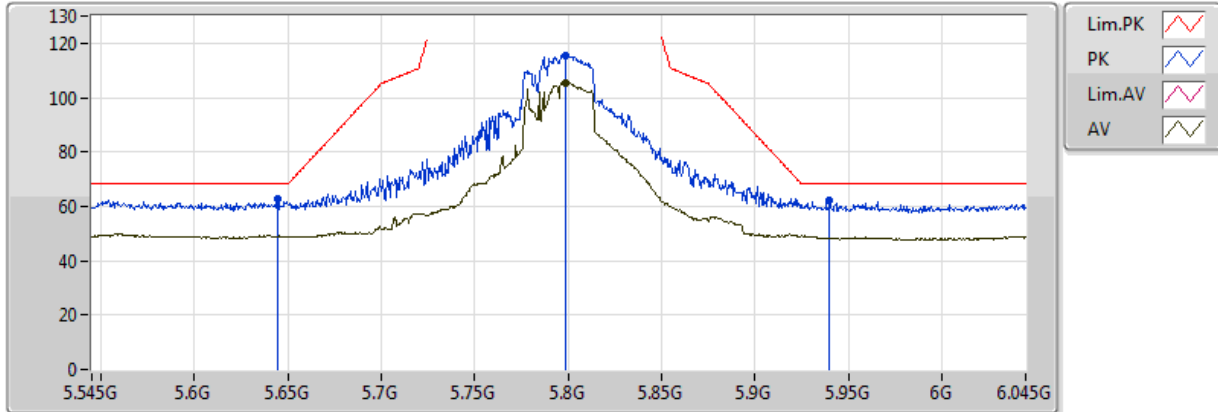
EUT Y_3TX
 Setting 94
 03-E-3-10
 FSP(100080)

Type	Freq (Hz)	Level (dBuV/m)	Limit (dBuV/m)	Margin (dB)	Factor (dB)	Dist (m)	Condition	Azimuth (°)	Height (m)	Comments
PK	5.65G	68.04	68.20	-0.16	7.14	3	Vertical	183	1.00	-
PK	5.782G	119.97	Inf	-Inf	7.28	3	Vertical	183	1.00	-
AV	5.7775G	109.14	Inf	-Inf	7.28	3	Vertical	183	1.00	-
PK	5.93G	66.23	68.20	-1.97	7.23	3	Vertical	183	1.00	-

802.11ac VHT40-BF_Nss1,(MCS0)_3TX

5795MHz_TX

02/07/2018



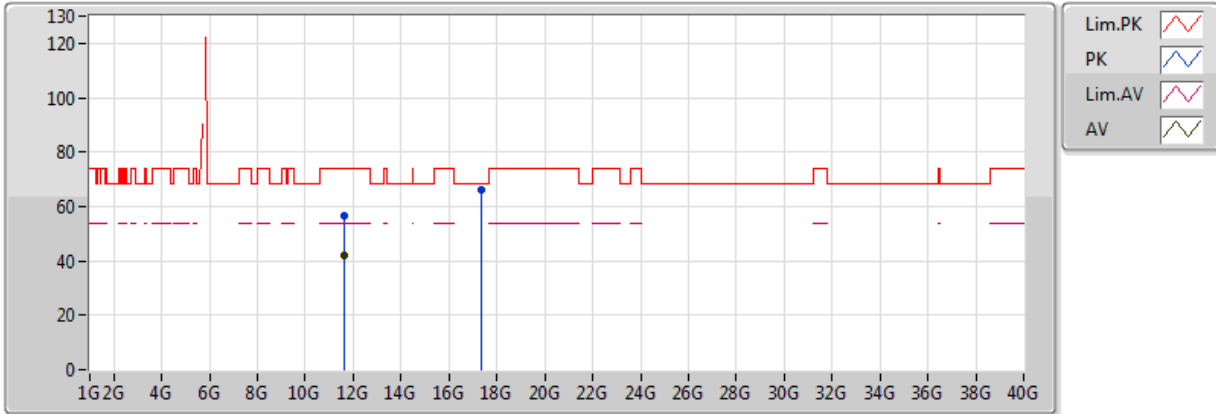
EUT Y_3TX
 Setting 94
 03-E-3-10
 FSP(100080)

Type	Freq (Hz)	Level (dBuV/m)	Limit (dBuV/m)	Margin (dB)	Factor (dB)	Dist (m)	Condition	Azimuth (°)	Height (m)	Comments
PK	5.6445G	62.51	68.20	-5.69	7.13	3	Horizontal	215	1.63	-
PK	5.7985G	115.54	Inf	-Inf	7.30	3	Horizontal	215	1.63	-
AV	5.799G	105.61	Inf	-Inf	7.30	3	Horizontal	215	1.63	-
PK	5.94G	62.28	68.20	-5.92	7.22	3	Horizontal	215	1.63	-

802.11ac VHT40-BF_Nss1,(MCS0)_3TX

5795MHz_TX

02/07/2018



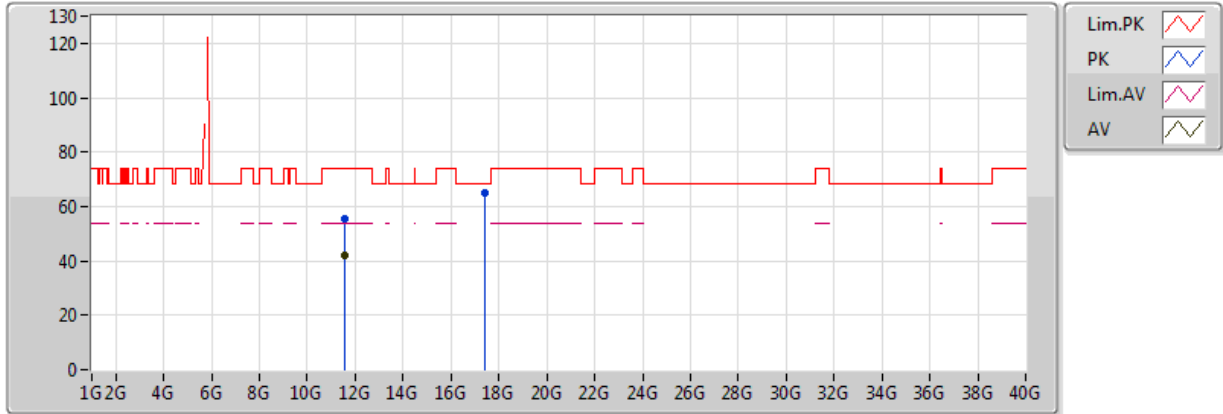
EUT Y_3TX
Setting 94
03-E-3
FSP(100080)

Type	Freq (Hz)	Level (dBuV/m)	Limit (dBuV/m)	Margin (dB)	Factor (dB)	Dist (m)	Condition	Azimuth (°)	Height (m)	Comments
PK	11.59891G	56.34	74.00	-17.66	14.31	3	Vertical	147	1.64	-
AV	11.59627G	42.04	54.00	-11.96	14.31	3	Vertical	147	1.64	-
PK	17.358G	66.00	68.20	-2.20	20.24	3	Vertical	260	1.58	-

802.11ac VHT40-BF_Nss1,(MCS0)_3TX

5795MHz_TX

02/07/2018



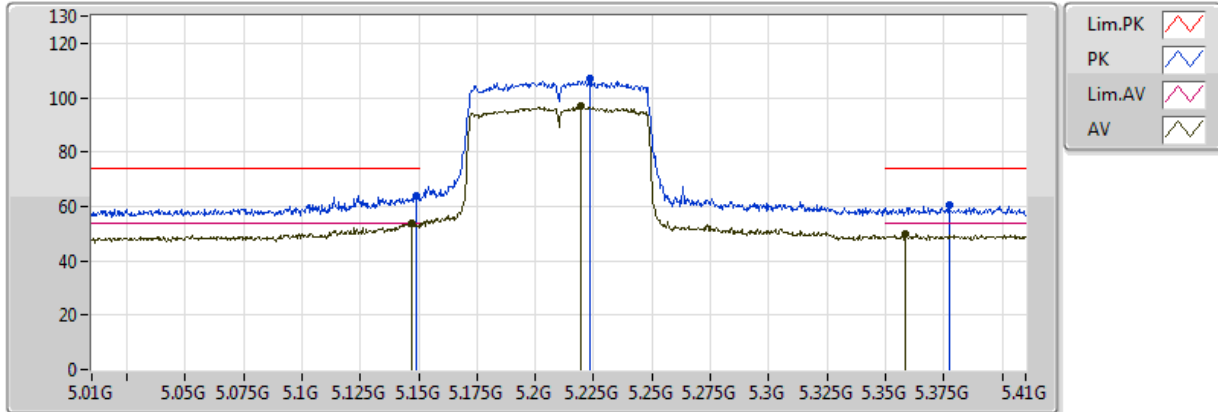
EUT Y_3TX
Setting 94
03-E-3
FSP(100080)

Type	Freq (Hz)	Level (dBuV/m)	Limit (dBuV/m)	Margin (dB)	Factor (dB)	Dist (m)	Condition	Azimuth (°)	Height (m)	Comments
PK	11.58109G	55.43	74.00	-18.57	14.30	3	Horizontal	173	1.59	-
AV	11.5858G	42.04	54.00	-11.96	14.30	3	Horizontal	173	1.59	-
PK	17.40198G	64.98	68.20	-3.22	20.48	3	Horizontal	359	1.50	-

802.11ac VHT80-BF_Nss1,(MCS0)_3TX

5210MHz_TX

29/06/2018



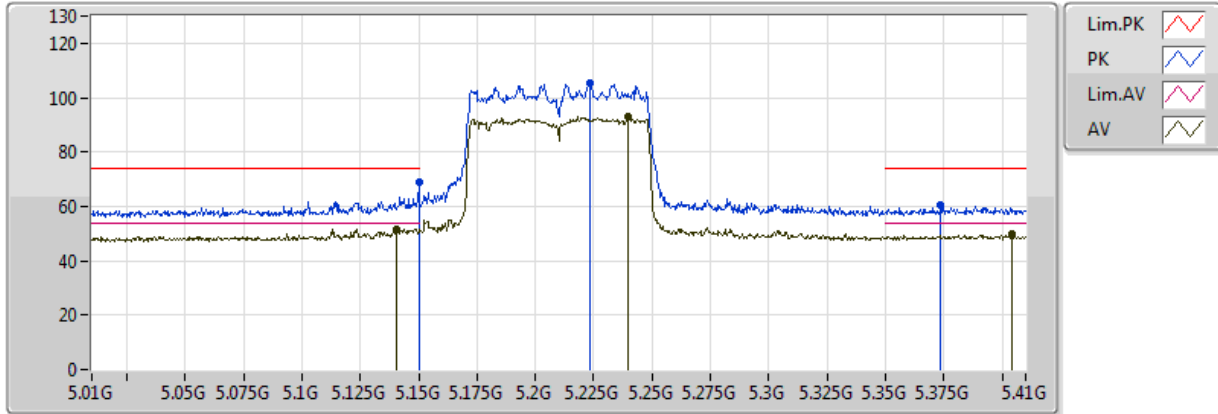
EUT Y_3TX
Setting 59
03-J-5-10
FSP(100080)

Type	Freq (Hz)	Level (dBuV/m)	Limit (dBuV/m)	Margin (dB)	Factor (dB)	Dist (m)	Condition	Azimuth (°)	Height (m)	Comments
PK	5.1492G	63.93	74.00	-10.07	6.15	3	Vertical	170	1.42	-
AV	5.1468G	53.95	54.00	-0.05	6.14	3	Vertical	170	1.42	-
PK	5.2236G	106.76	Inf	-Inf	6.28	3	Vertical	170	1.42	-
AV	5.2192G	96.70	Inf	-Inf	6.27	3	Vertical	170	1.42	-
PK	5.3772G	60.41	74.00	-13.59	6.67	3	Vertical	170	1.42	-
AV	5.3584G	49.86	54.00	-4.14	6.63	3	Vertical	170	1.42	-

802.11ac VHT80-BF_Nss1,(MCS0)_3TX

5210MHz_TX

29/06/2018



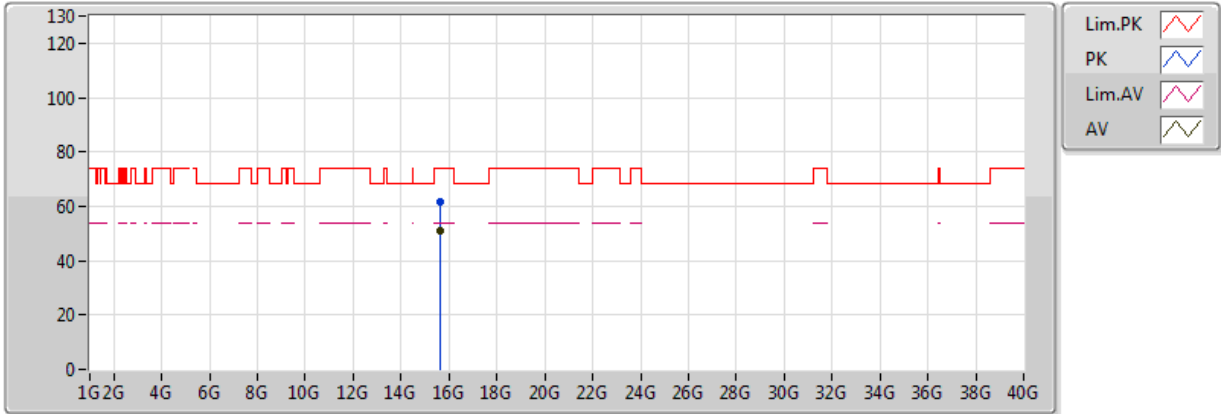
EUT Y_3TX
Setting 59
03-J-5-10
FSP(100080)

Type	Freq (Hz)	Level (dBuV/m)	Limit (dBuV/m)	Margin (dB)	Factor (dB)	Dist (m)	Condition	Azimuth (°)	Height (m)	Comments
PK	5.149995G	69.00	74.00	-5.00	6.15	3	Horizontal	74	2.08	-
AV	5.1408G	51.75	54.00	-2.25	6.13	3	Horizontal	74	2.08	-
PK	5.2236G	105.24	Inf	-Inf	6.28	3	Horizontal	74	2.08	-
AV	5.24G	92.98	Inf	-Inf	6.33	3	Horizontal	74	2.08	-
PK	5.3736G	60.30	74.00	-13.70	6.66	3	Horizontal	74	2.08	-
AV	5.4044G	49.70	54.00	-4.30	6.74	3	Horizontal	74	2.08	-

802.11ac VHT80-BF_Nss1,(MCS0)_3TX

5210MHz_TX

29/06/2018



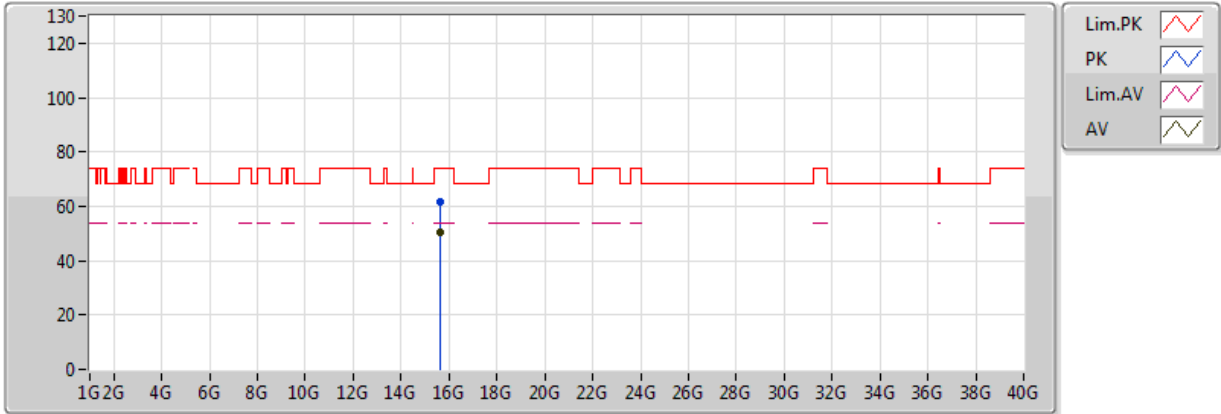
EUT Y_3TX
Setting 59
03-J-5
FSP(100080)

Type	Freq (Hz)	Level (dBuV/m)	Limit (dBuV/m)	Margin (dB)	Factor (dB)	Dist (m)	Condition	Azimuth (°)	Height (m)	Comments
PK	15.62199G	61.56	74.00	-12.44	15.97	3	Vertical	197	2.67	-
AV	15.62682G	50.85	54.00	-3.15	15.95	3	Vertical	197	2.67	-

802.11ac VHT80-BF_Nss1,(MCS0)_3TX

5210MHz_TX

29/06/2018



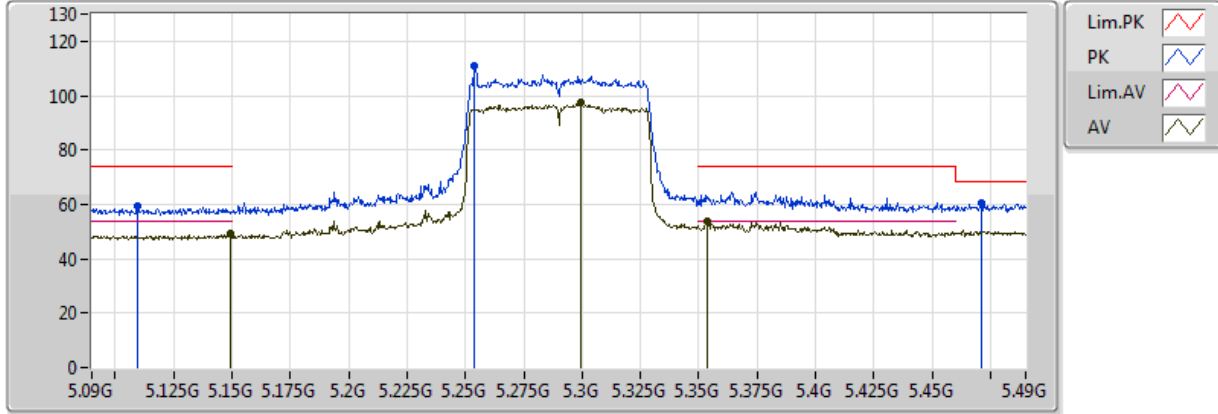
EUT Y_3TX
Setting 59
03-J-5
FSP(100080)

Type	Freq (Hz)	Level (dBuV/m)	Limit (dBuV/m)	Margin (dB)	Factor (dB)	Dist (m)	Condition	Azimuth (°)	Height (m)	Comments
PK	15.62322G	61.60	74.00	-12.40	15.96	3	Horizontal	302	1.81	-
AV	15.61626G	50.46	54.00	-3.54	15.99	3	Horizontal	302	1.81	-

802.11ac VHT80-BF_Nss1,(MCS0)_3TX

5290MHz_TX

29/06/2018



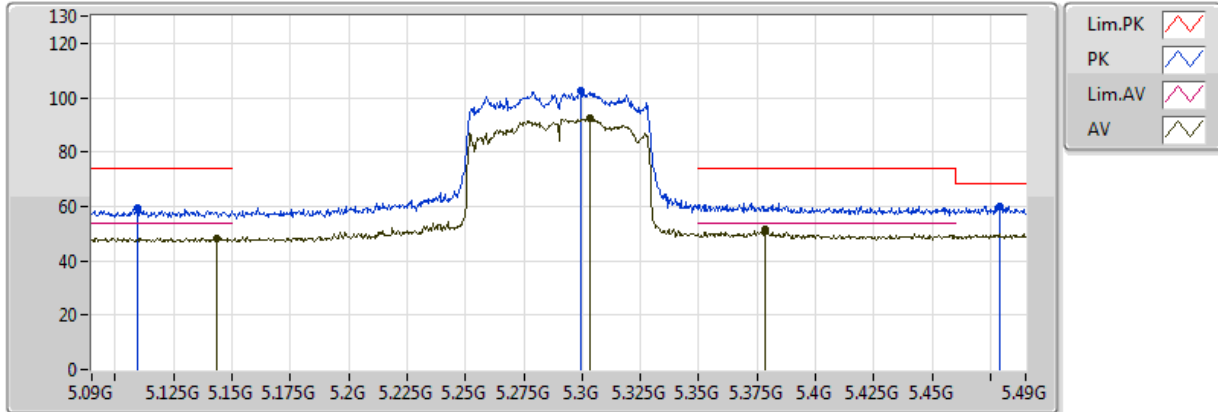
EUT Y_3TX
Setting 59
03-J-5-10
FSP(100080)

Type	Freq (Hz)	Level (dBuV/m)	Limit (dBuV/m)	Margin (dB)	Factor (dB)	Dist (m)	Condition	Azimuth (°)	Height (m)	Comments
PK	5.1096G	59.34	74.00	-14.66	6.08	3	Vertical	183	1.03	-
AV	5.1496G	49.13	54.00	-4.87	6.15	3	Vertical	183	1.03	-
PK	5.254G	110.99	Inf	-Inf	6.37	3	Vertical	183	1.03	-
AV	5.2992G	97.39	Inf	-Inf	6.49	3	Vertical	183	1.03	-
PK	5.4708G	60.51	68.20	-7.69	6.92	3	Vertical	183	1.03	-
AV	5.3536G	53.82	54.00	-0.18	6.62	3	Vertical	183	1.03	-

802.11ac VHT80-BF_Nss1,(MCS0)_3TX

5290MHz_TX

29/06/2018



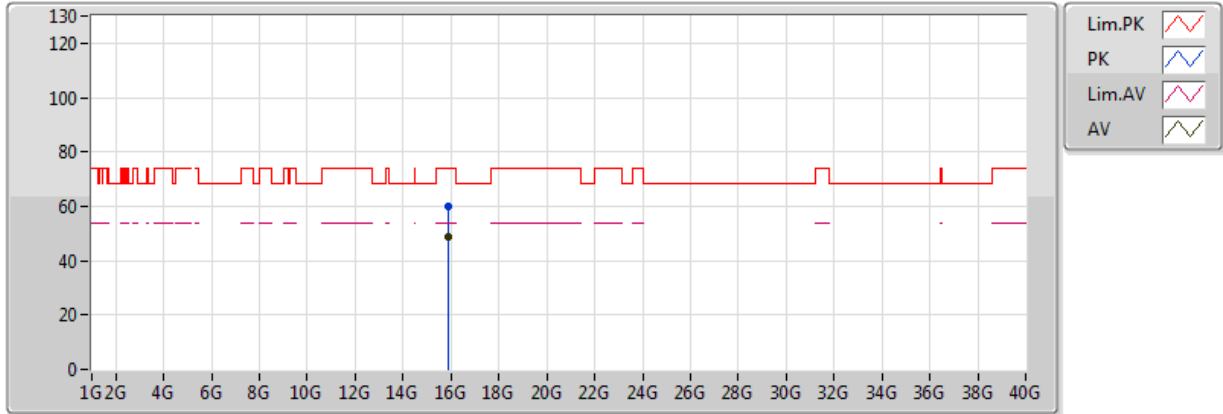
EUT Y_3TX
Setting 59
03-J-5-10
FSP(100080)

Type	Freq (Hz)	Level (dBuV/m)	Limit (dBuV/m)	Margin (dB)	Factor (dB)	Dist (m)	Condition	Azimuth (°)	Height (m)	Comments
PK	5.1096G	59.26	74.00	-14.74	6.08	3	Horizontal	136	1.91	-
AV	5.1436G	48.46	54.00	-5.54	6.14	3	Horizontal	136	1.91	-
PK	5.2992G	102.64	Inf	-Inf	6.49	3	Horizontal	136	1.91	-
AV	5.3032G	92.36	Inf	-Inf	6.50	3	Horizontal	136	1.91	-
PK	5.4788G	60.12	68.20	-8.08	6.94	3	Horizontal	136	1.91	-
AV	5.3784G	51.29	54.00	-2.71	6.67	3	Horizontal	136	1.91	-

802.11ac VHT80-BF_Nss1,(MCS0)_3TX

5290MHz_TX

29/06/2018



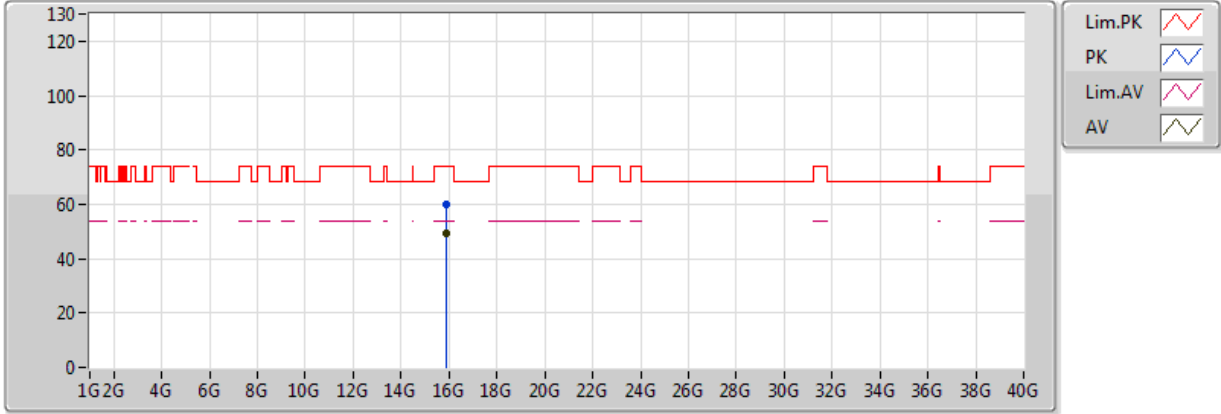
EUT Y_3TX
Setting 59
03-J-5
FSP(100080)

Type	Freq (Hz)	Level (dBuV/m)	Limit (dBuV/m)	Margin (dB)	Factor (dB)	Dist (m)	Condition	Azimuth (°)	Height (m)	Comments
PK	15.85887G	59.94	74.00	-14.06	15.17	3	Vertical	147	1.09	-
AV	15.86394G	48.99	54.00	-5.01	15.16	3	Vertical	147	1.09	-

802.11ac VHT80-BF_Nss1,(MCS0)_3TX

5290MHz_TX

29/06/2018



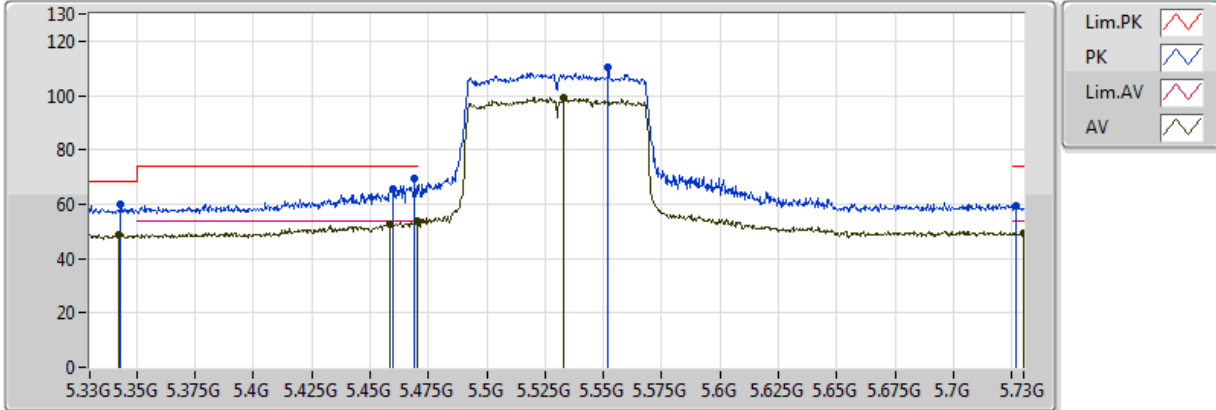
EUT Y_3TX
 Setting 59
 03-J-5
 FSP(100080)

Type	Freq (Hz)	Level (dBuV/m)	Limit (dBuV/m)	Margin (dB)	Factor (dB)	Dist (m)	Condition	Azimuth (°)	Height (m)	Comments
PK	15.86265G	59.91	74.00	-14.09	15.16	3	Horizontal	309	2.29	-
AV	15.86337G	49.07	54.00	-4.93	15.16	3	Horizontal	309	2.29	-

802.11ac VHT80-BF_Nss1,(MCS0)_3TX

5530MHz_TX

29/06/2018



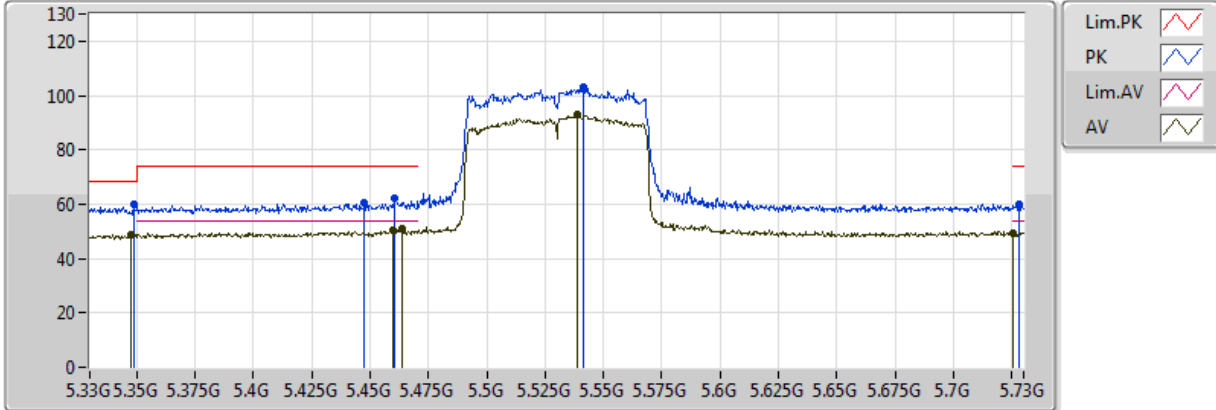
EUT Y_3TX
Setting 62
03-J-5-10
FSP(100080)

Type	Freq (Hz)	Level (dBuV/m)	Limit (dBuV/m)	Margin (dB)	Factor (dB)	Dist (m)	Condition	Azimuth (°)	Height (m)	Comments
PK	5.3432G	60.02	68.20	-8.18	6.59	3	Vertical	153	1.91	-
AV	5.3424G	48.97	Inf	-Inf	6.59	3	Vertical	153	1.91	-
PK	5.4596G	65.61	74.00	-8.39	6.89	3	Vertical	153	1.91	-
AV	5.4588G	52.93	54.00	-1.07	6.89	3	Vertical	153	1.91	-
PK	5.4692G	69.23	74.00	-4.77	6.92	3	Vertical	148	2.01	-
AV	5.469995G	53.81	54.00	-0.19	6.92	3	Vertical	153	1.91	-
PK	5.552G	110.41	Inf	-Inf	7.04	3	Vertical	153	1.91	-
AV	5.5332G	99.24	Inf	-Inf	7.03	3	Vertical	153	1.91	-
PK	5.7268G	59.39	74.00	-14.61	7.22	3	Vertical	153	1.91	-
AV	5.73G	49.23	54.00	-4.77	7.22	3	Vertical	153	1.91	-

802.11ac VHT80-BF_Nss1,(MCS0)_3TX

5530MHz_TX

29/06/2018



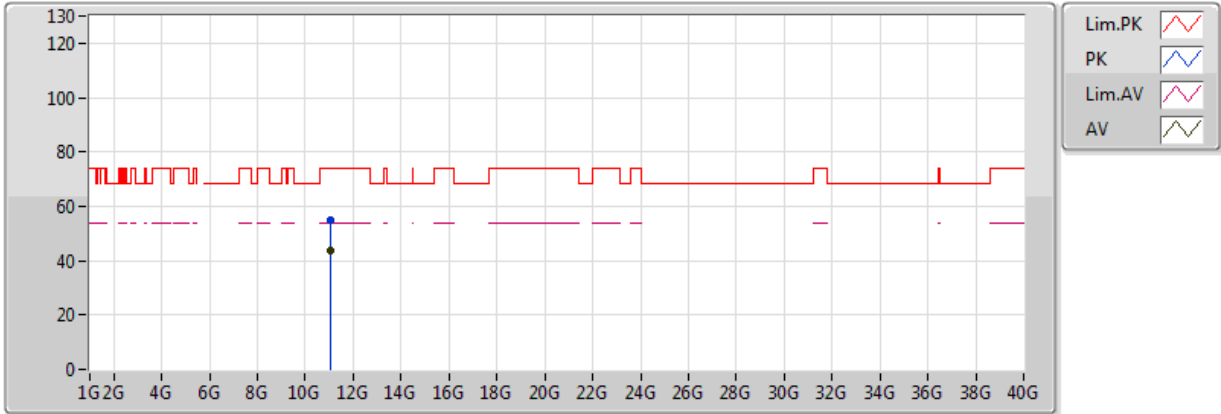
EUT Y_3TX
Setting 62
03-J-5-10
FSP(100080)

Type	Freq (Hz)	Level (dBuV/m)	Limit (dBuV/m)	Margin (dB)	Factor (dB)	Dist (m)	Condition	Azimuth (°)	Height (m)	Comments
PK	5.3488G	59.73	68.20	-8.47	6.61	3	Horizontal	148	2.01	-
AV	5.3476G	48.70	Inf	-Inf	6.61	3	Horizontal	148	2.01	-
PK	5.4476G	60.65	74.00	-13.35	6.86	3	Horizontal	148	2.01	-
AV	5.459995G	50.23	54.00	-3.77	6.89	3	Horizontal	148	2.01	-
PK	5.4608G	62.14	74.00	-11.86	6.89	3	Horizontal	148	2.01	-
AV	5.464G	51.00	54.00	-3.00	6.91	3	Horizontal	148	2.01	-
PK	5.5416G	102.84	Inf	-Inf	7.03	3	Horizontal	148	2.01	-
AV	5.5388G	93.06	Inf	-Inf	7.03	3	Horizontal	148	2.01	-
PK	5.728G	59.95	74.00	-14.05	7.23	3	Horizontal	148	2.01	-
AV	5.7252G	49.53	54.00	-4.47	7.23	3	Horizontal	148	2.01	-

802.11ac VHT80-BF_Nss1,(MCS0)_3TX

5530MHz_TX

29/06/2018



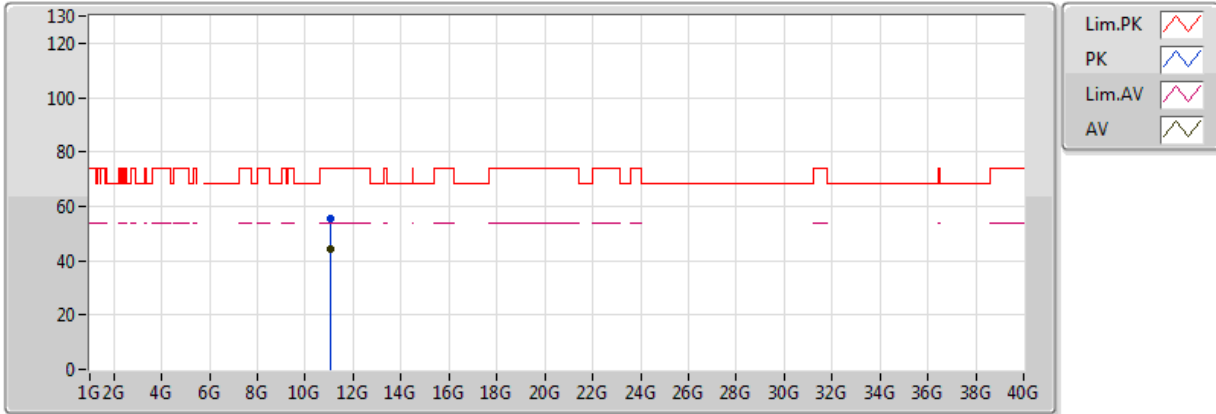
EUT Y_3TX
Setting 62
03-J-5
FSP(100080)

Type	Freq (Hz)	Level (dBuV/m)	Limit (dBuV/m)	Margin (dB)	Factor (dB)	Dist (m)	Condition	Azimuth (°)	Height (m)	Comments
PK	11.04746G	54.98	74.00	-19.02	14.04	3	Vertical	347	1.88	-
AV	11.04674G	43.98	54.00	-10.02	14.04	3	Vertical	347	1.88	-

802.11ac VHT80-BF_Nss1,(MCS0)_3TX

5530MHz_TX

29/06/2018



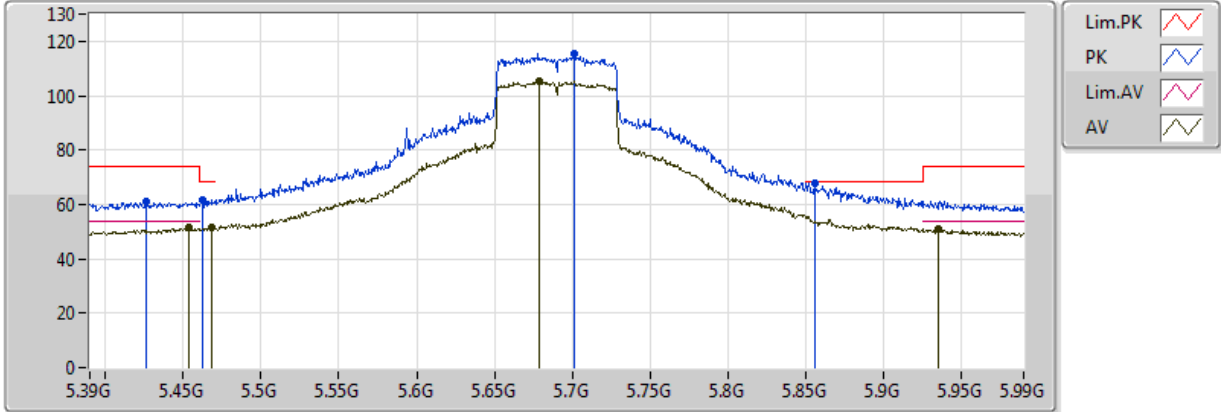
EUT Y_3TX
Setting 62
03-J-5
FSP(100080)

Type	Freq (Hz)	Level (dBuV/m)	Limit (dBuV/m)	Margin (dB)	Factor (dB)	Dist (m)	Condition	Azimuth (°)	Height (m)	Comments
PK	11.048G	55.42	74.00	-18.58	14.04	3	Horizontal	309	1.16	-
AV	11.0516G	44.09	54.00	-9.91	14.04	3	Horizontal	309	1.16	-

802.11ac VHT80-BF_Nss1,(MCS0)_3TX

5690MHz Straddle 5.47-5.725GHz_TX

29/06/2018



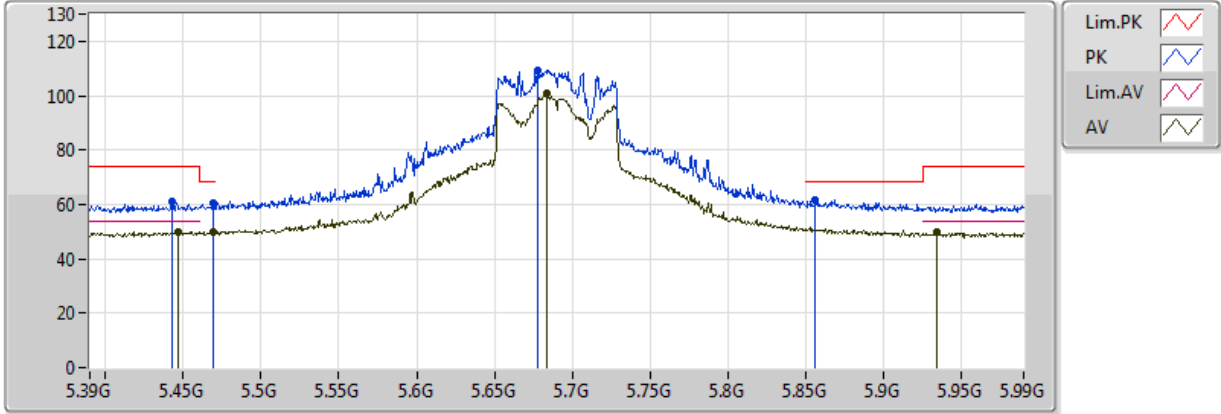
EUT Y_3TX
 Setting 86
 03-J-5-10
 FSP(100080)

Type	Freq (Hz)	Level (dBuV/m)	Limit (dBuV/m)	Margin (dB)	Factor (dB)	Dist (m)	Condition	Azimuth (°)	Height (m)	Comments
PK	5.4266G	60.93	74.00	-13.07	6.80	3	Vertical	174	1.05	-
AV	5.4536G	51.45	54.00	-2.55	6.88	3	Vertical	174	1.05	-
PK	5.462G	61.71	68.20	-6.49	6.90	3	Vertical	174	1.05	-
AV	5.468G	51.33	Inf	-Inf	6.91	3	Vertical	174	1.05	-
PK	5.7014G	115.33	Inf	-Inf	7.19	3	Vertical	174	1.05	-
AV	5.6786G	105.34	Inf	-Inf	7.17	3	Vertical	174	1.05	-
PK	5.8556G	68.00	68.20	-0.20	7.26	3	Vertical	174	1.05	-
AV	5.9354G	51.17	54.00	-2.83	7.22	3	Vertical	174	1.05	-

802.11ac VHT80-BF_Nss1,(MCS0)_3TX

5690MHz Straddle 5.47-5.725GHz_TX

29/06/2018



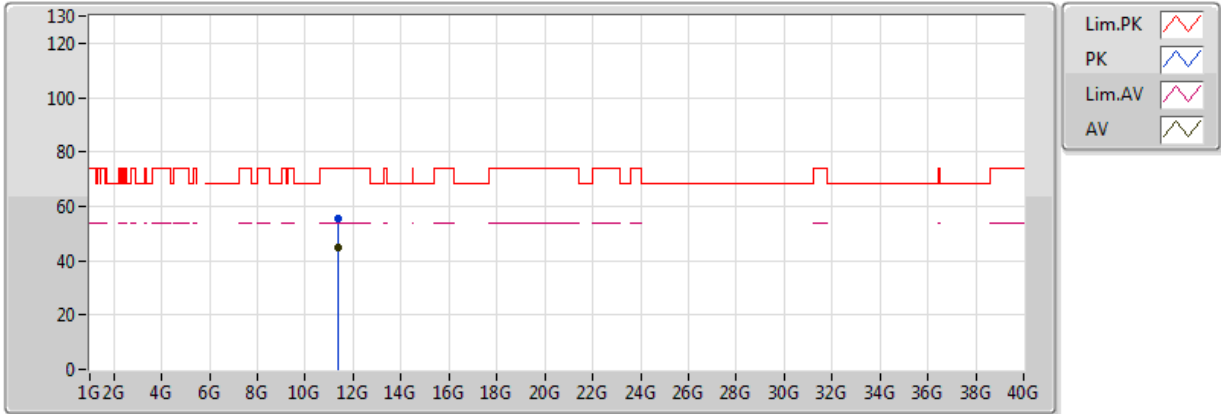
EUT Y_3TX
Setting 86
03-J-5-10
FSP(100080)

Type	Freq (Hz)	Level (dBuV/m)	Limit (dBuV/m)	Margin (dB)	Factor (dB)	Dist (m)	Condition	Azimuth (°)	Height (m)	Comments
PK	5.4428G	61.13	74.00	-12.87	6.85	3	Horizontal	245	1.95	-
AV	5.447G	49.89	54.00	-4.11	6.85	3	Horizontal	245	1.95	-
PK	5.4692G	60.63	68.20	-7.57	6.91	3	Horizontal	245	1.95	-
AV	5.4692G	49.92	Inf	-Inf	6.91	3	Horizontal	245	1.95	-
PK	5.6774G	109.48	Inf	-Inf	7.17	3	Horizontal	245	1.95	-
AV	5.6834G	100.76	Inf	-Inf	7.17	3	Horizontal	245	1.95	-
PK	5.8562G	61.80	68.20	-6.40	7.26	3	Horizontal	245	1.95	-
AV	5.9342G	49.73	54.00	-4.27	7.22	3	Horizontal	245	1.95	-

802.11ac VHT80-BF_Nss1,(MCS0)_3TX

5690MHz Straddle 5.47-5.725GHz_TX

29/06/2018



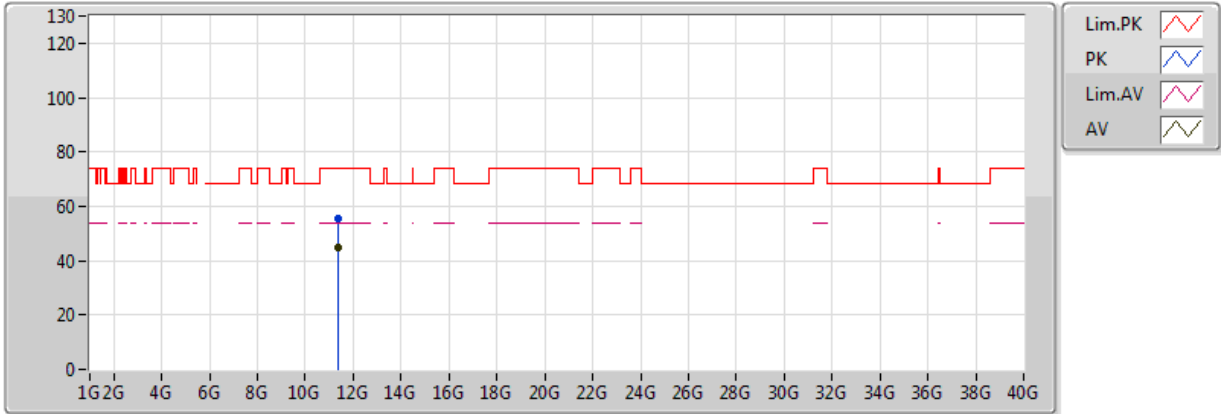
EUT Y_3TX
Setting 86
03-J-5
FSP(100080)

Type	Freq (Hz)	Level (dBuV/m)	Limit (dBuV/m)	Margin (dB)	Factor (dB)	Dist (m)	Condition	Azimuth (°)	Height (m)	Comments
PK	11.38987G	55.32	74.00	-18.68	14.21	3	Vertical	233	1.73	-
AV	11.37658G	44.76	54.00	-9.24	14.20	3	Vertical	233	1.73	-

802.11ac VHT80-BF_Nss1,(MCS0)_3TX

5690MHz Straddle 5.47-5.725GHz_TX

29/06/2018



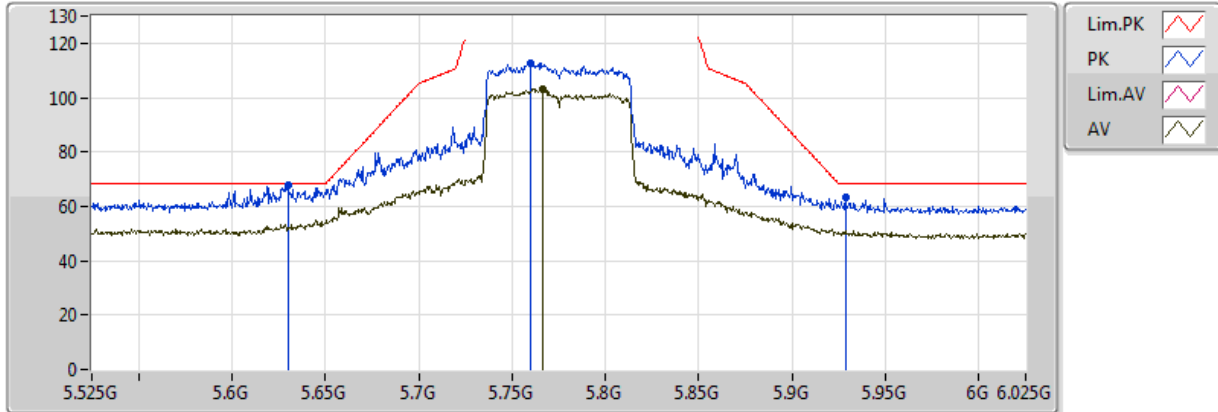
EUT Y_3TX
Setting 86
03-J-5
FSP(100080)

Type	Freq (Hz)	Level (dBuV/m)	Limit (dBuV/m)	Margin (dB)	Factor (dB)	Dist (m)	Condition	Azimuth (°)	Height (m)	Comments
PK	11.37427G	55.54	74.00	-18.46	14.20	3	Horizontal	336	1.36	-
AV	11.38216G	44.61	54.00	-9.39	14.20	3	Horizontal	336	1.36	-

802.11ac VHT80-BF_Nss1,(MCS0)_3TX

5775MHz_TX

29/06/2018



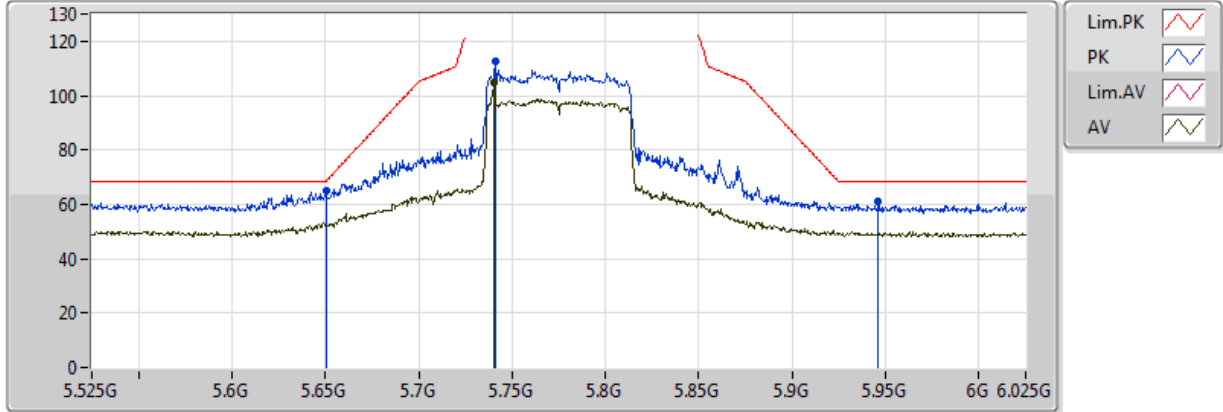
EUT Y_3TX
 Setting 75
 03-J-5-10
 FSP(100080)

Type	Freq (Hz)	Level (dBuV/m)	Limit (dBuV/m)	Margin (dB)	Factor (dB)	Dist (m)	Condition	Azimuth (°)	Height (m)	Comments
PK	5.63G	67.97	68.20	-0.23	7.11	3	Vertical	167	2.16	-
PK	5.76G	112.80	Inf	-Inf	7.26	3	Vertical	167	2.16	-
AV	5.7665G	103.24	Inf	-Inf	7.26	3	Vertical	167	2.16	-
PK	5.9285G	63.07	68.20	-5.13	7.22	3	Vertical	167	2.16	-

802.11ac VHT80-BF_Nss1,(MCS0)_3TX

5775MHz_TX

29/06/2018



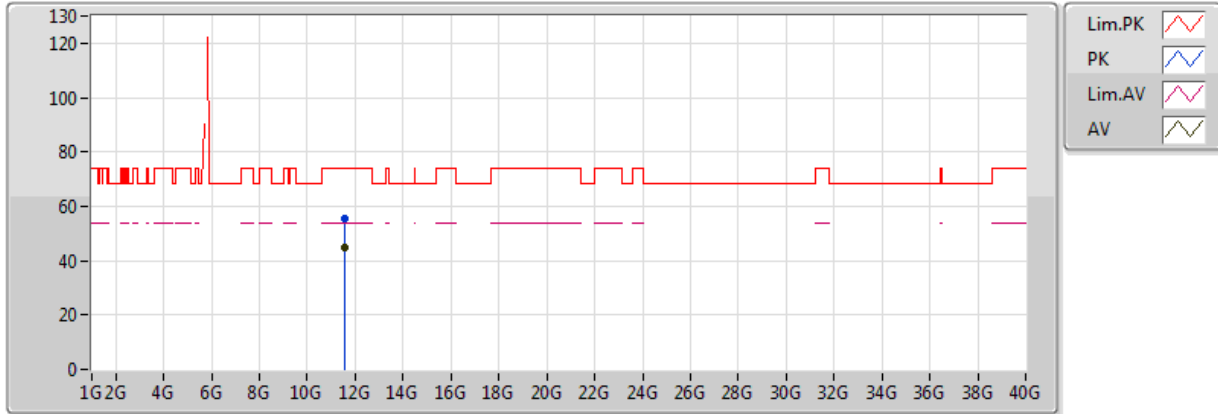
EUT Y_3TX
Setting 75
03-J-5-10
FSP(100080)

Type	Freq (Hz)	Level (dBuV/m)	Limit (dBuV/m)	Margin (dB)	Factor (dB)	Dist (m)	Condition	Azimuth (°)	Height (m)	Comments
PK	5.6505G	64.90	68.57	-3.67	7.13	3	Horizontal	108	2.72	-
PK	5.741G	112.69	Inf	-Inf	7.24	3	Horizontal	108	2.72	-
AV	5.7405G	104.55	Inf	-Inf	7.23	3	Horizontal	108	2.72	-
PK	5.946G	61.09	68.20	-7.11	7.21	3	Horizontal	108	2.72	-

802.11ac VHT80-BF_Nss1,(MCS0)_3TX

5775MHz_TX

29/06/2018



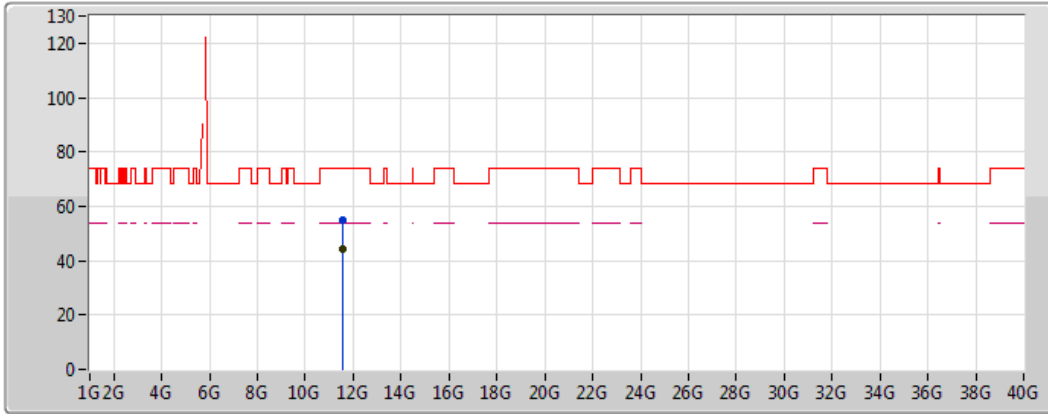
EUT Y_3TX
Setting 75
03-J-5
FSP(100080)

Type	Freq (Hz)	Level (dBuV/m)	Limit (dBuV/m)	Margin (dB)	Factor (dB)	Dist (m)	Condition	Azimuth (°)	Height (m)	Comments
PK	11.55855G	55.55	74.00	-18.45	14.29	3	Vertical	152	1.26	-
AV	11.55132G	44.72	54.00	-9.28	14.28	3	Vertical	152	1.26	-

802.11ac VHT80-BF_Nss1,(MCS0)_3TX

5775MHz_TX

29/06/2018



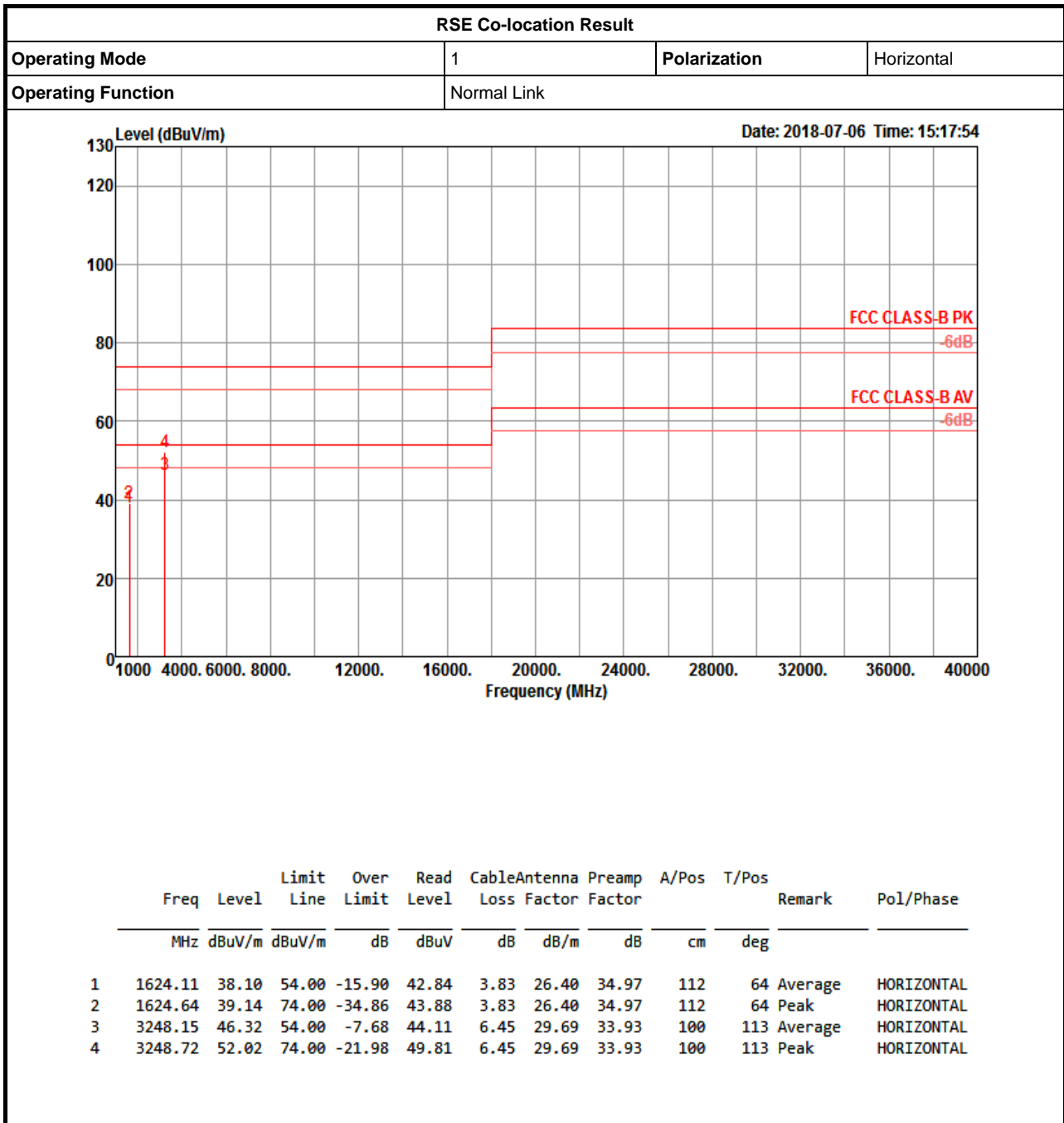
EUT Y_3TX
 Setting 75
 03-J-5
 FSP(100080)

Type	Freq (Hz)	Level (dBuV/m)	Limit (dBuV/m)	Margin (dB)	Factor (dB)	Dist (m)	Condition	Azimuth (°)	Height (m)	Comments
PK	11.56008G	55.19	74.00	-18.81	14.29	3	Horizontal	32	1.83	-
AV	11.55267G	44.33	54.00	-9.67	14.29	3	Horizontal	32	1.83	-



RSE Co-location Result

Appendix F





RSE Co-location Result

Appendix F

