

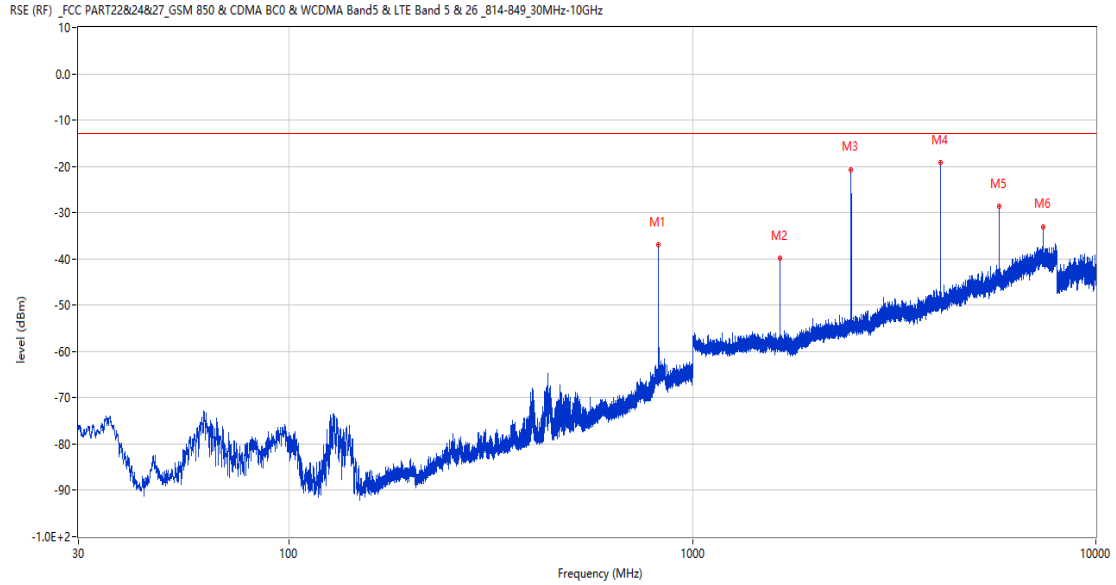
## **Annex A.7. Field Strength of Spurious Radiation**

GSM

1 GSM 850

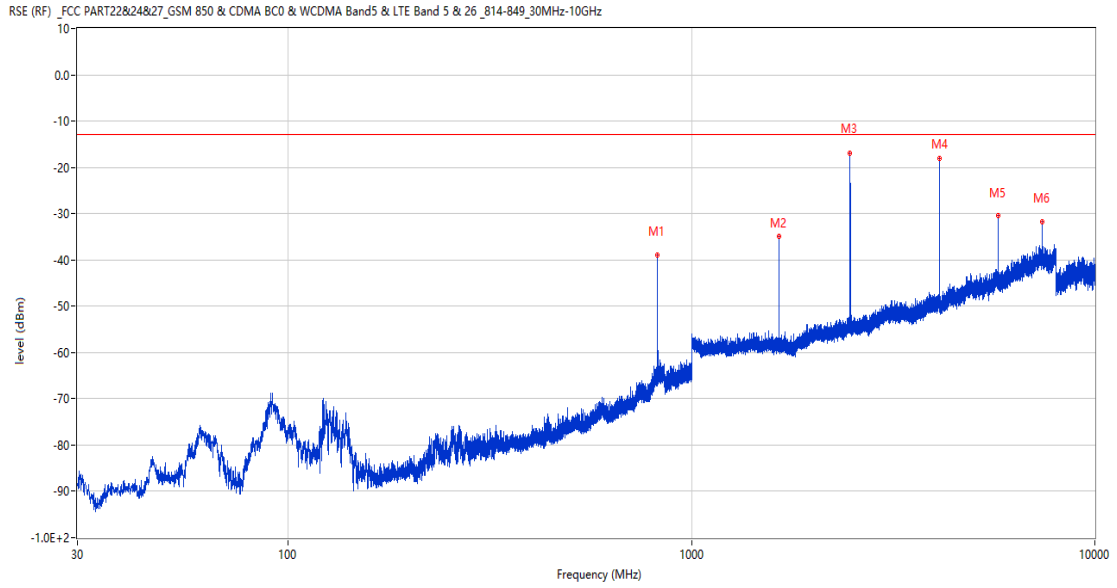
1.1 GSM 850 Low Channel

RSE-V&V GSM 850 CH128



Frequency (MHz)	Result (dBm)	Factor (dB)	PK Limit (dBm)	Over Limit (dB)	Table (o)	ANT	EUT	Verdict
824.284	-36.90	5.37	-13.0	-23.90	171.00	Vertical	Vertical	N/A
1648.500	-39.88	-3.36	-13.0	-26.88	204.00	Vertical	Vertical	Pass
2472.700	-20.84	1.15	-13.0	-7.84	302.00	Vertical	Vertical	Pass
4121.500	-19.08	9.57	-13.0	-6.08	195.00	Vertical	Vertical	Pass
5769.750	-28.55	12.93	-13.0	-15.55	200.00	Vertical	Vertical	Pass
7417.500	-33.01	17.40	-13.0	-20.01	88.00	Vertical	Vertical	Pass

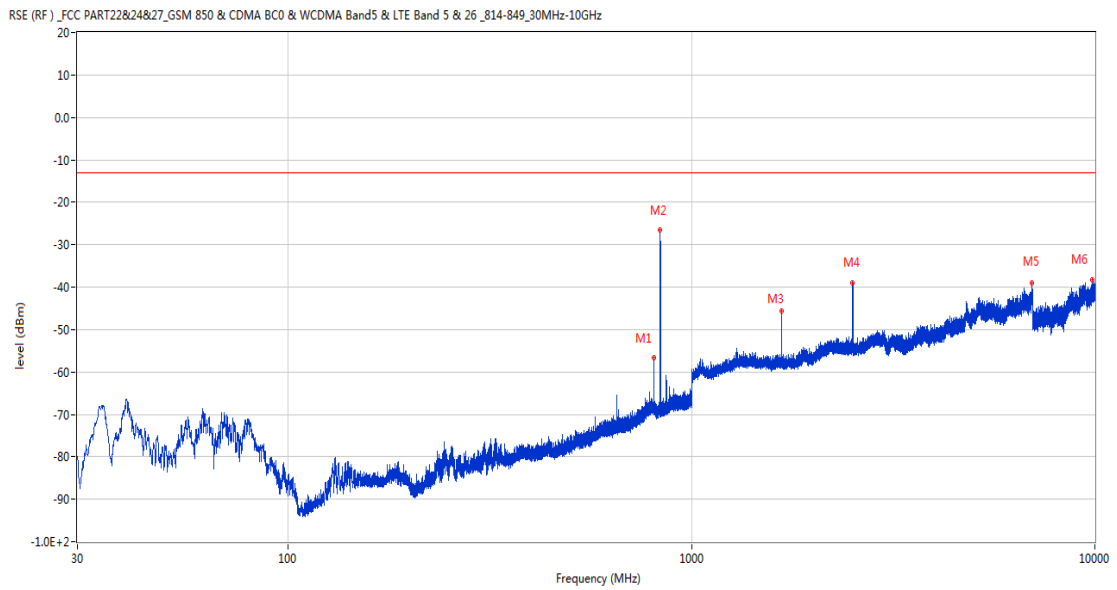
## RSE-V&H GSM 850 CH128



Frequency (MHz)	Result (dBm)	Factor (dB)	PK Limit (dBm)	Over Limit (dB)	Table (o)	ANT	EUT	Verdict
824.236	-38.93	5.37	-13.0	-25.93	82.00	Vertical	Horizontal	N/A
1648.700	-35.01	-3.38	-13.0	-22.01	209.00	Vertical	Horizontal	Pass
2472.800	-16.97	1.16	-13.0	-3.97	156.00	Vertical	Horizontal	Pass
4120.750	-18.04	9.59	-13.0	-5.04	153.00	Vertical	Horizontal	Pass
5770.000	-30.49	12.92	-13.0	-17.49	194.00	Vertical	Horizontal	Pass
7417.750	-31.76	17.41	-13.0	-18.76	305.00	Vertical	Horizontal	Pass

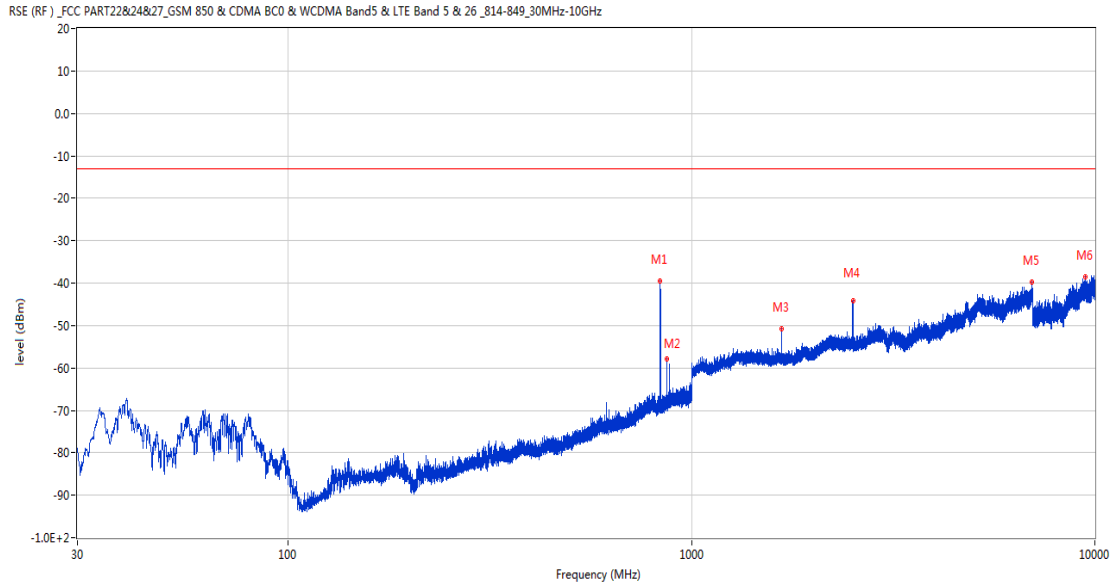
## 1.2 GSM 850 Middle Channel

RSE-V&V GSM 850 CH190



Frequency (MHz)	Result (dBm)	Factor (dB)	PK Limit (dBm)	Over Limit (dB)	Table (o)	ANT	EUT	Verdict
806.339	-56.70	2.67	-13.0	-43.70	103.00	Vertical	Vertical	N/A
836.604	-26.62	2.87	-13.0	-13.62	115.00	Vertical	Vertical	N/A
1673.800	-45.65	-4.67	-13.0	-32.65	239.00	Vertical	Vertical	Pass
2510.400	-39.11	-0.25	-13.0	-26.11	58.00	Vertical	Vertical	Pass
6979.600	-39.14	13.90	-13.0	-26.14	12.00	Vertical	Vertical	Pass
9859.000	-38.28	17.96	-13.0	-25.28	221.00	Vertical	Vertical	Pass

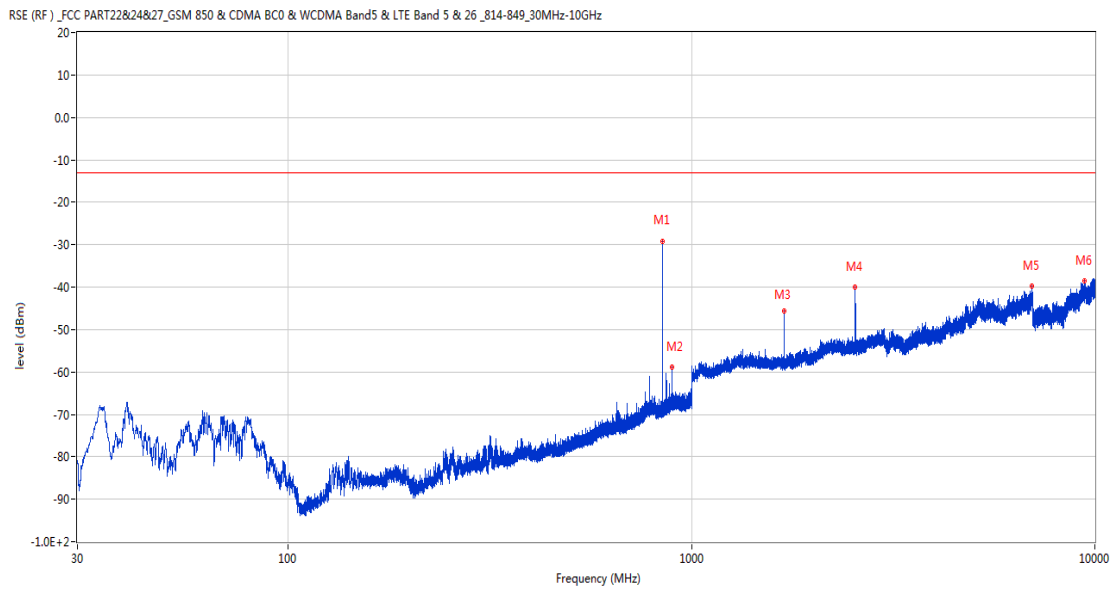
RSE-V&H GSM 850 CH190



Frequency (MHz)	Result (dBm)	Factor (dB)	PK Limit (dBm)	Over Limit (dB)	Table (o)	ANT	EUT	Verdict
836.652	-39.49	2.87	-13.0	-26.49	88.00	Vertical	Horizontal	N/A
869.196	-57.95	3.04	-13.0	-44.95	241.00	Vertical	Horizontal	N/A
1674.000	-50.89	-4.66	-13.0	-37.89	321.00	Vertical	Horizontal	Pass
2510.700	-44.14	-0.28	-13.0	-31.14	196.00	Vertical	Horizontal	Pass
6987.800	-39.78	13.57	-13.0	-26.78	91.00	Vertical	Horizontal	Pass
9456.099	-38.57	17.70	-13.0	-25.57	311.00	Vertical	Horizontal	Pass

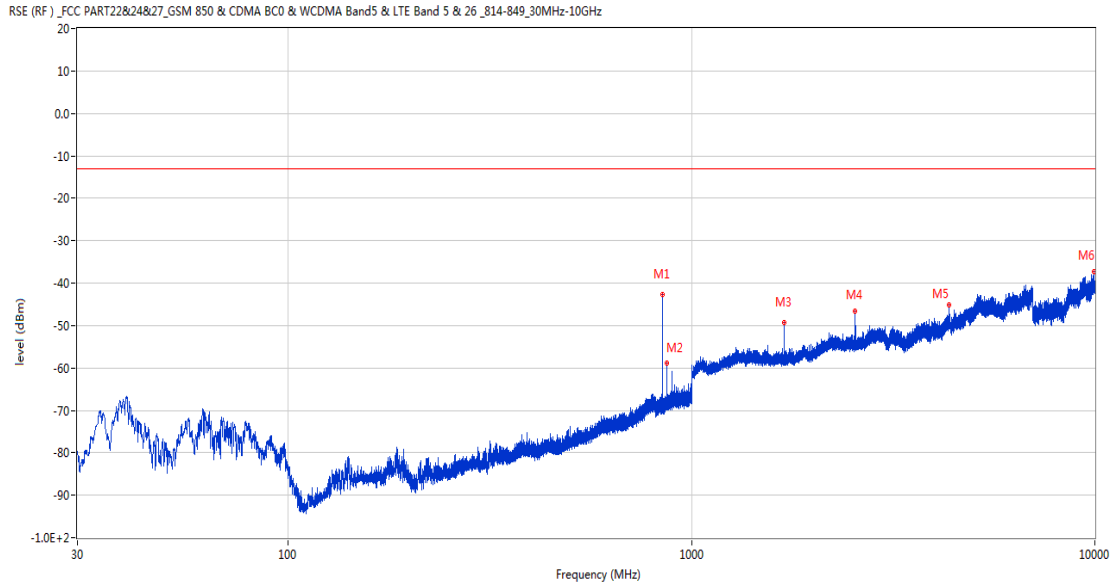
### 1.3 GSM 850 High Channel

RSE-V&V GSM 850 CH251



Frequency (MHz)	Result (dBm)	Factor (dB)	PK Limit (dBm)	Over Limit (dB)	Table (o)	ANT	EUT	Verdict
848.874	-29.35	2.89	-13.0	-16.35	106.00	Vertical	Vertical	N/A
893.882	-58.85	4.07	-13.0	-45.85	251.00	Vertical	Vertical	N/A
1698.300	-45.68	-4.84	-13.0	-32.68	258.00	Vertical	Vertical	Pass
2547.300	-40.01	-0.28	-13.0	-27.01	192.00	Vertical	Vertical	Pass
6994.200	-39.81	13.54	-13.0	-26.81	109.00	Vertical	Vertical	Pass
9440.800	-38.50	17.51	-13.0	-25.50	229.00	Vertical	Vertical	Pass

RSE-V&H GSM 850 CH251

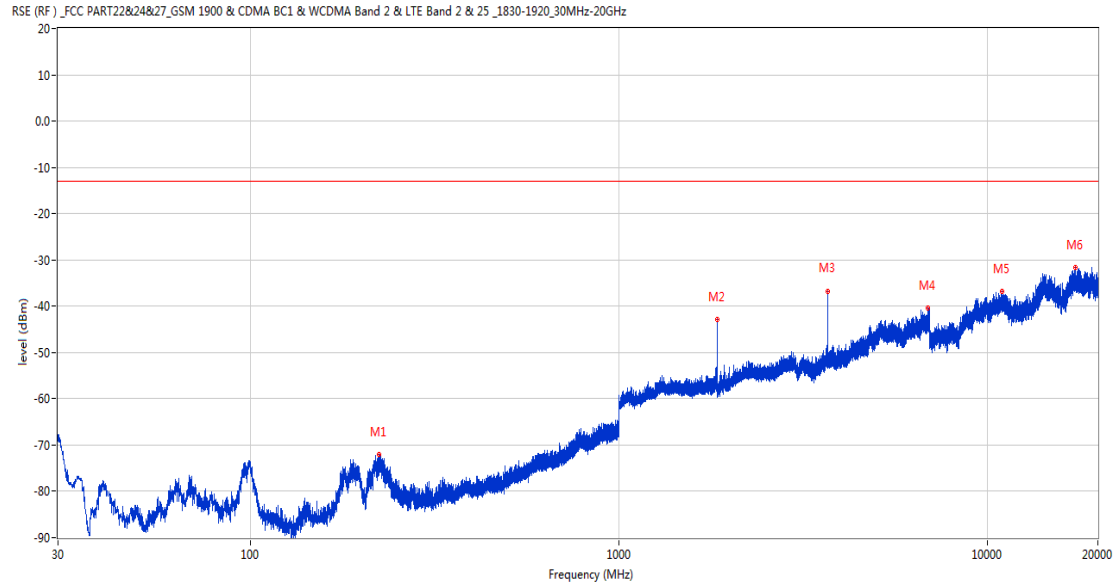


Frequency (MHz)	Result (dBm)	Factor (dB)	PK Limit (dBm)	Over Limit (dB)	Table (o)	ANT	EUT	Verdict
848.777	-42.81	2.89	-13.0	-29.81	86.00	Vertical	Horizontal	N/A
869.147	-58.77	3.04	-13.0	-45.77	63.00	Vertical	Horizontal	N/A
1698.300	-49.28	-4.84	-13.0	-36.28	43.00	Vertical	Horizontal	Pass
2546.900	-46.61	-0.28	-13.0	-33.61	66.00	Vertical	Horizontal	Pass
4346.400	-45.06	7.19	-13.0	-32.06	156.00	Vertical	Horizontal	Pass
9962.050	-37.34	18.16	-13.0	-24.34	192.00	Vertical	Horizontal	Pass

## 2 GSM 1900

### 2.1 GSM 1900 Low Channel

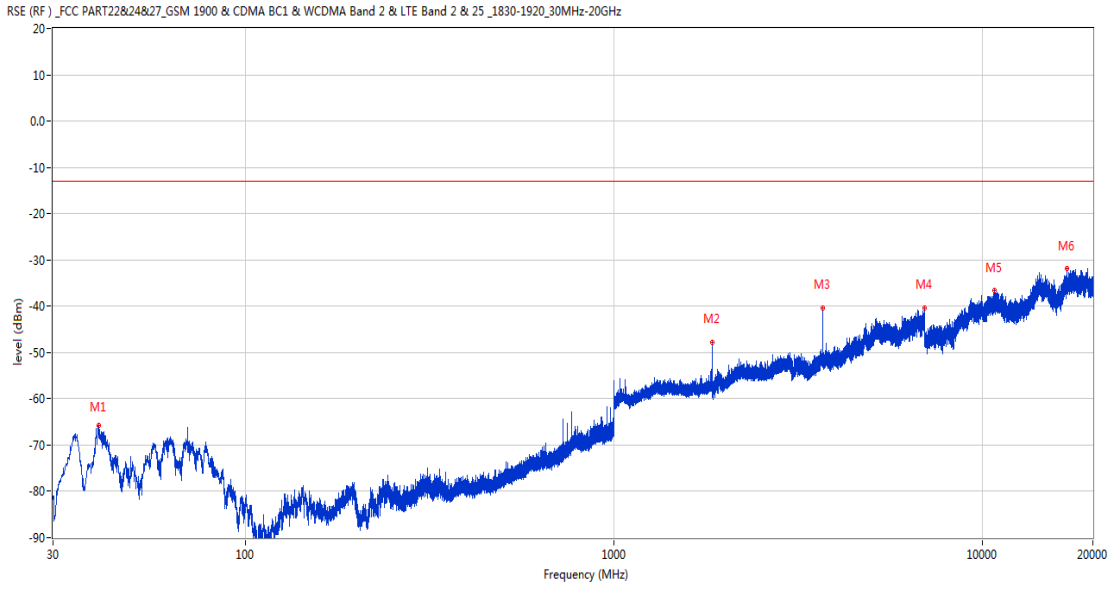
RSE-H&H GSM 1900 CH512



Frequency (MHz)	Result (dBm)	Factor (dB)	PK Limit (dBm)	Over Limit (dB)	Table (o)	ANT	EUT	Verdict
222.788	-72.09	-15.68	-13.0	-59.09	41.00	Horizontal	Horizontal	Pass
1851.000	-42.94	-3.39	-13.0	-29.94	118.00	Horizontal	Horizontal	N/A
3701.000	-36.78	4.95	-13.0	-23.78	174.00	Horizontal	Horizontal	Pass
6894.400	-40.35	11.64	-13.0	-27.35	8.00	Horizontal	Horizontal	Pass
10979.287	-36.88	18.98	-13.0	-23.88	196.00	Horizontal	Horizontal	Pass
17367.163	-31.65	21.77	-13.0	-18.65	39.00	Horizontal	Horizontal	Pass



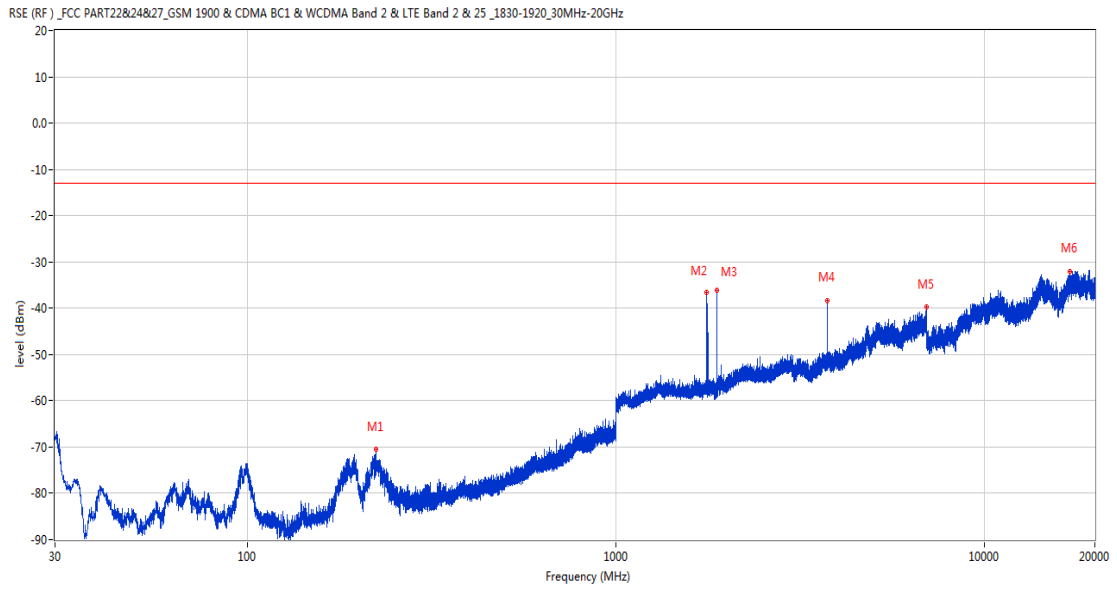
RSE-V&V GSM 1900 CH512



Frequency (MHz)	Result (dBm)	Factor (dB)	PK Limit (dBm)	Over Limit (dB)	Table (o)	ANT	EUT	Verdict
39.846	-65.73	-18.11	-13.0	-52.73	69.00	Vertical	Vertical	Pass
1851.100	-47.90	-3.39	-13.0	-34.90	349.00	Vertical	Vertical	N/A
3701.000	-40.44	4.95	-13.0	-27.44	346.00	Vertical	Vertical	Pass
6986.200	-40.43	13.68	-13.0	-27.43	172.00	Vertical	Vertical	Pass
10812.250	-36.61	19.12	-13.0	-23.61	173.00	Vertical	Vertical	Pass
16983.637	-31.96	21.07	-13.0	-18.96	360.00	Vertical	Vertical	Pass

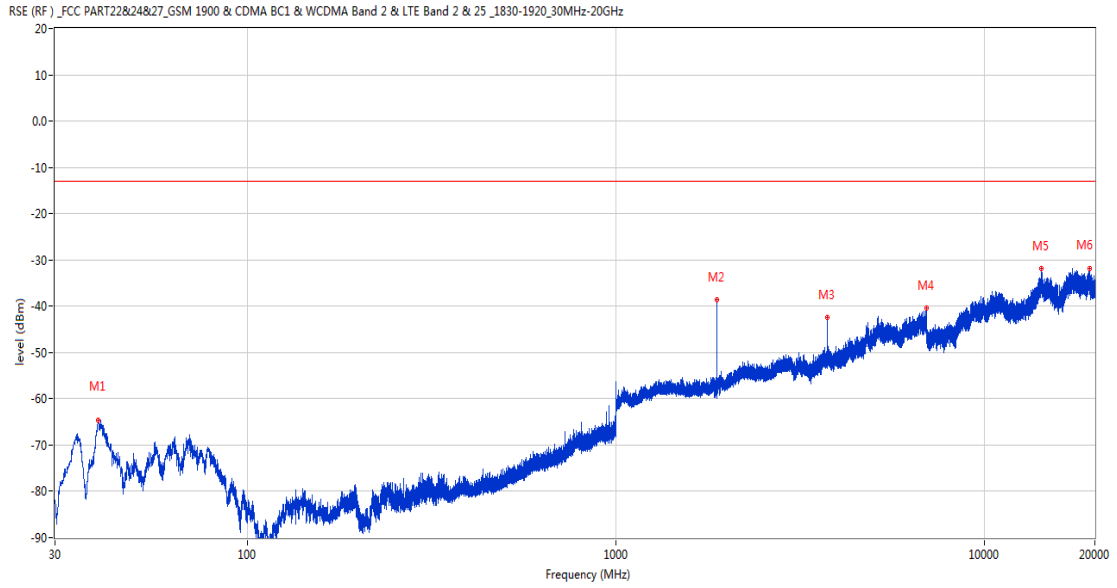
## 2.2 GSM 1900 Middle Channel

RSE-H&H GSM 1900 CH661



Frequency (MHz)	Result (dBm)	Factor (dB)	PK Limit (dBm)	Over Limit (dB)	Table (o)	ANT	EUT	Verdict
222.739	-70.57	-15.69	-13.0	-57.57	206.00	Horizontal	Horizontal	Pass
1767.700	-36.58	-4.68	-13.0	-23.58	349.00	Horizontal	Horizontal	N/A
1880.700	-36.15	-2.87	-13.0	-23.15	86.00	Horizontal	Horizontal	N/A
3760.200	-38.44	4.46	-13.0	-25.44	160.00	Horizontal	Horizontal	Pass
6999.800	-39.66	13.53	-13.0	-26.66	351.00	Horizontal	Horizontal	Pass
17148.213	-32.04	21.10	-13.0	-19.04	133.00	Horizontal	Horizontal	Pass

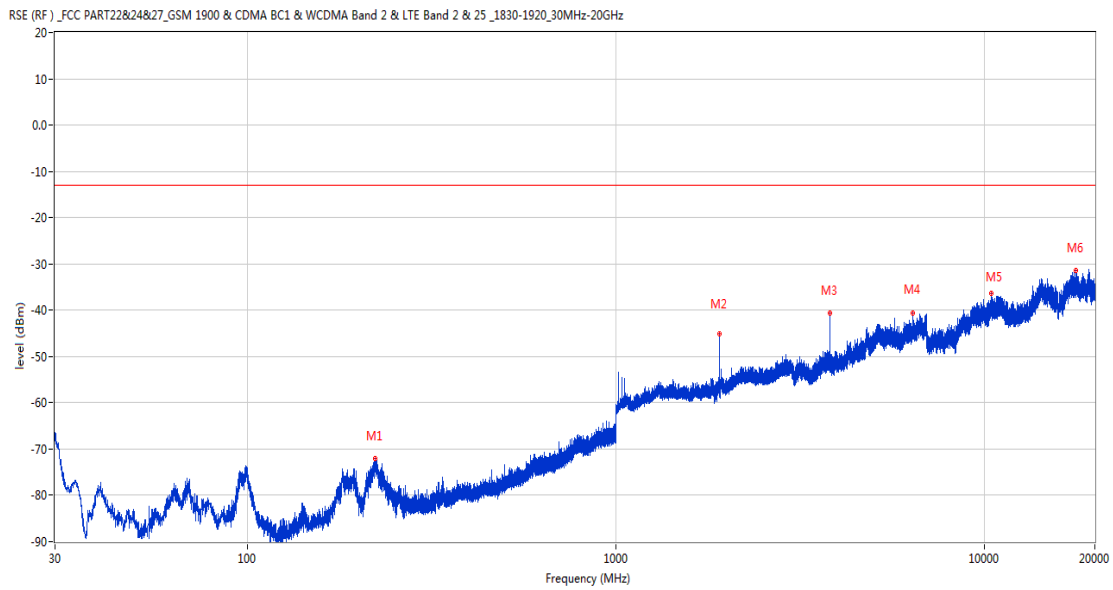
RSE-V&V GSM 1900 CH661



Frequency (MHz)	Result (dBm)	Factor (dB)	PK Limit (dBm)	Over Limit (dB)	Table (o)	ANT	EUT	Verdict
39.361	-64.71	-18.18	-13.0	-51.71	133.00	Vertical	Vertical	Pass
1880.600	-38.51	-2.87	-13.0	-25.51	341.00	Vertical	Vertical	N/A
3760.600	-43.37	4.50	-13.0	-30.37	0.00	Vertical	Vertical	Pass
6970.200	-40.35	13.53	-13.0	-27.35	245.00	Vertical	Vertical	Pass
14319.988	-31.96	22.11	-13.0	-18.96	70.00	Vertical	Vertical	Pass
19315.964	-31.76	27.74	-13.0	-18.76	119.00	Vertical	Vertical	Pass

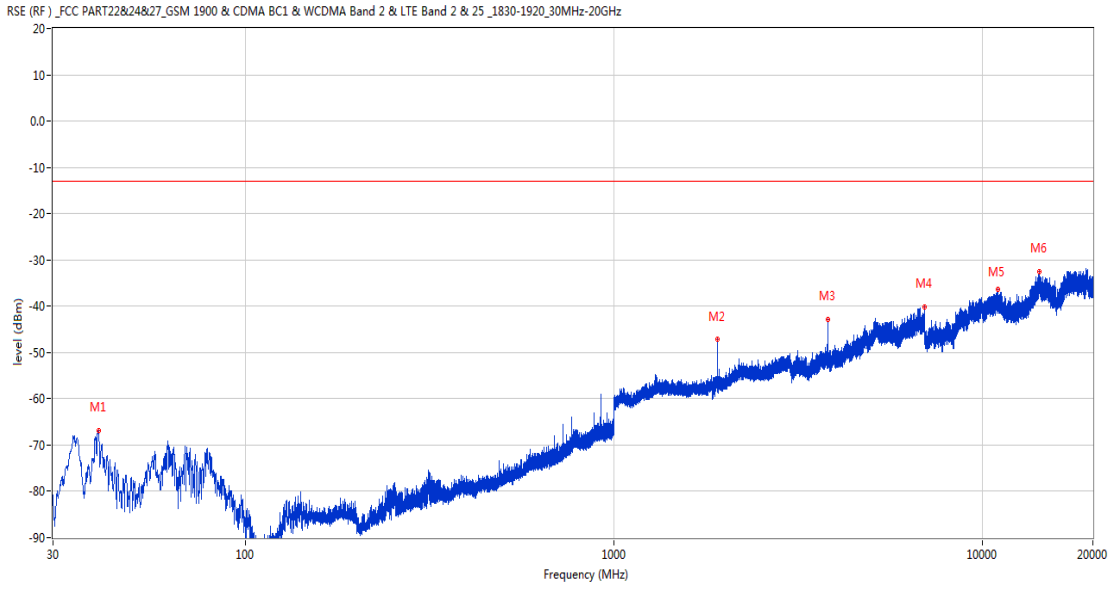
## 2.3 GSM 1900 High Channel

### RSE-H&H GSM 1900 CH810



Frequency (MHz)	Result (dBm)	Factor (dB)	PK Limit (dBm)	Over Limit (dB)	Table (o)	ANT	EUT	Verdict
221.818	-71.93	-15.83	-13.0	-58.93	244.00	Horizontal	Horizontal	Pass
1910.300	-45.06	-2.63	-13.0	-32.06	100.00	Horizontal	Horizontal	N/A
3819.800	-40.54	5.34	-13.0	-27.54	131.00	Horizontal	Horizontal	Pass
6416.400	-40.55	11.55	-13.0	-27.55	7.00	Horizontal	Horizontal	Pass
10488.237	-36.44	18.02	-13.0	-23.44	329.00	Horizontal	Horizontal	Pass
17754.675	-31.35	21.47	-13.0	-18.35	273.00	Horizontal	Horizontal	Pass

RSE-V&V GSM 1900 CH810



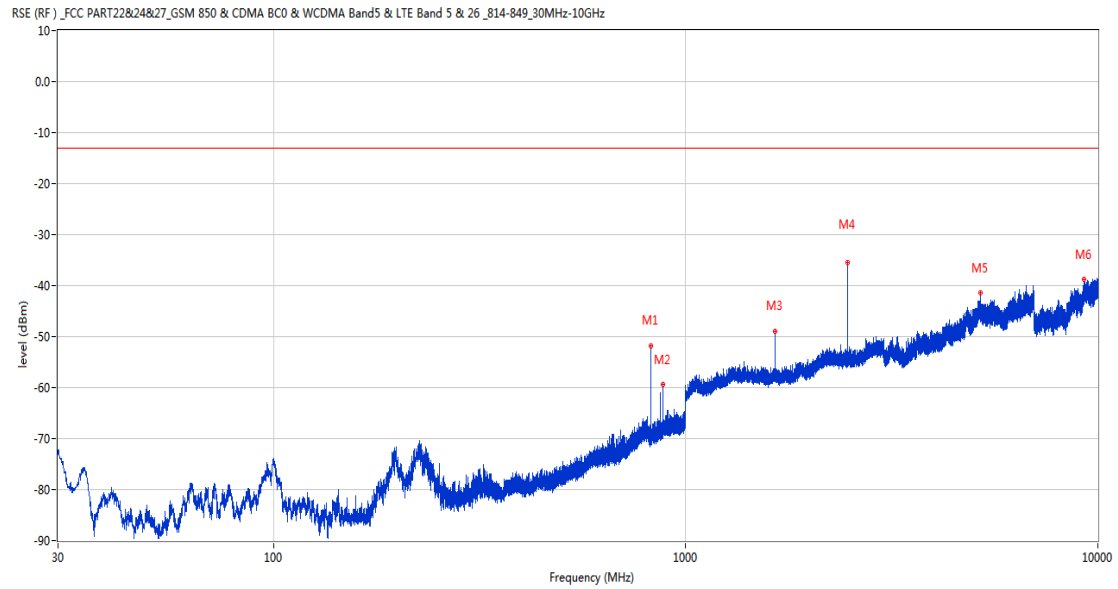
Frequency (MHz)	Result (dBm)	Factor (dB)	PK Limit (dBm)	Over Limit (dB)	Table (o)	ANT	EUT	Verdict
39.846	-66.83	-18.11	-13.0	-53.83	118.00	Vertical	Vertical	Pass
1910.400	-47.09	-2.63	-13.0	-34.09	342.00	Vertical	Vertical	N/A
3820.400	-42.86	5.37	-13.0	-29.86	89.00	Vertical	Vertical	Pass
6995.200	-40.17	13.48	-13.0	-27.17	37.00	Vertical	Vertical	Pass
11026.725	-36.44	18.58	-13.0	-23.44	223.00	Vertical	Vertical	Pass
14317.088	-32.59	22.14	-13.0	-19.59	360.00	Vertical	Vertical	Pass

# EGPRS

## 3 EGPRS 850

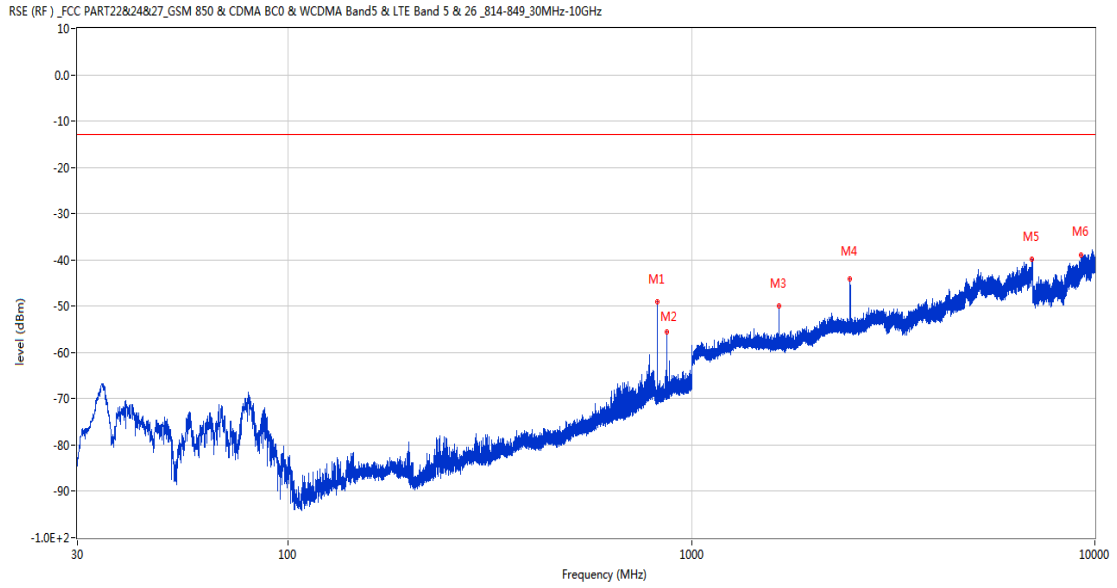
### 3.1 EGPRS 850 Low Channel

RSE-H&H EGPRS 850 CH128



Frequency (MHz)	Result (dBm)	Factor (dB)	PK Limit (dBm)	Over Limit (dB)	Table (o)	ANT	EUT	Verdict
824.188	-51.86	2.62	-13.0	-38.86	125.00	Horizontal	Horizontal	N/A
881.660	-59.37	3.48	-13.0	-46.37	324.00	Horizontal	Horizontal	N/A
1648.900	-49.08	-4.39	-13.0	-36.08	138.00	Horizontal	Horizontal	Pass
2473.300	-35.60	-0.46	-13.0	-22.60	149.00	Horizontal	Horizontal	Pass
5191.600	-41.52	10.70	-13.0	-28.52	284.00	Horizontal	Horizontal	Pass
9272.050	-38.83	16.14	-13.0	-25.83	47.00	Horizontal	Horizontal	Pass

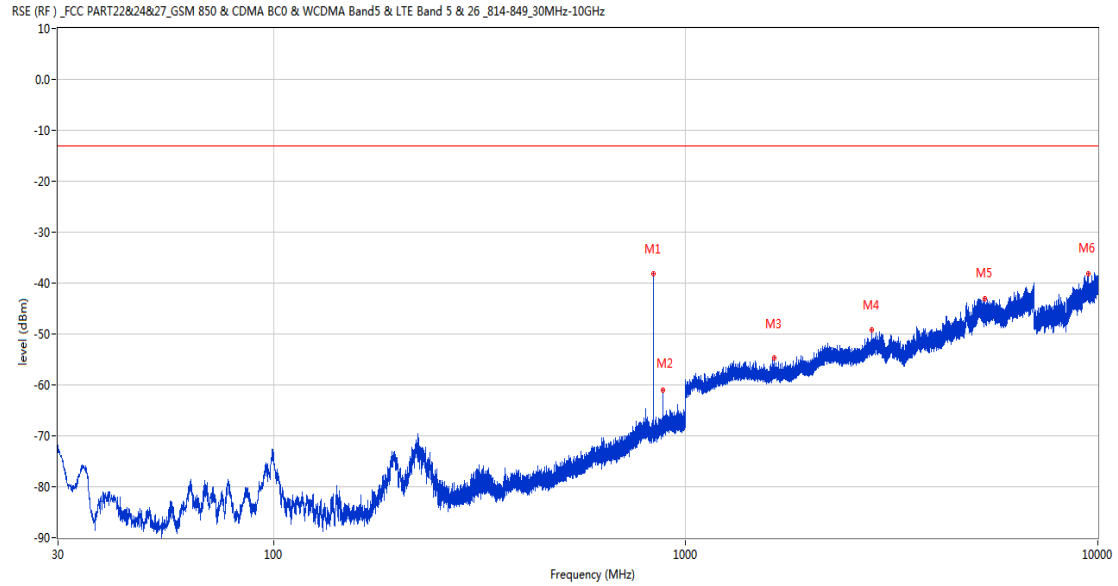
RSE-V&V EGPRS 850 CH128



Frequency (MHz)	Result (dBm)	Factor (dB)	PK Limit (dBm)	Over Limit (dB)	Table (o)	ANT	EUT	Verdict
824.188	-49.08	2.62	-13.0	-36.08	132.00	Vertical	Vertical	N/A
869.147	-55.52	3.04	-13.0	-42.52	310.00	Vertical	Vertical	N/A
1649.200	-50.05	-4.39	-13.0	-37.05	32.00	Vertical	Vertical	Pass
2473.400	-44.16	-0.45	-13.0	-31.16	197.00	Vertical	Vertical	Pass
6978.200	-39.89	13.97	-13.0	-26.89	263.00	Vertical	Vertical	Pass
9262.000	-38.87	16.14	-13.0	-25.87	251.00	Vertical	Vertical	Pass

### 3.2 EGPRS 850 Middle Channel

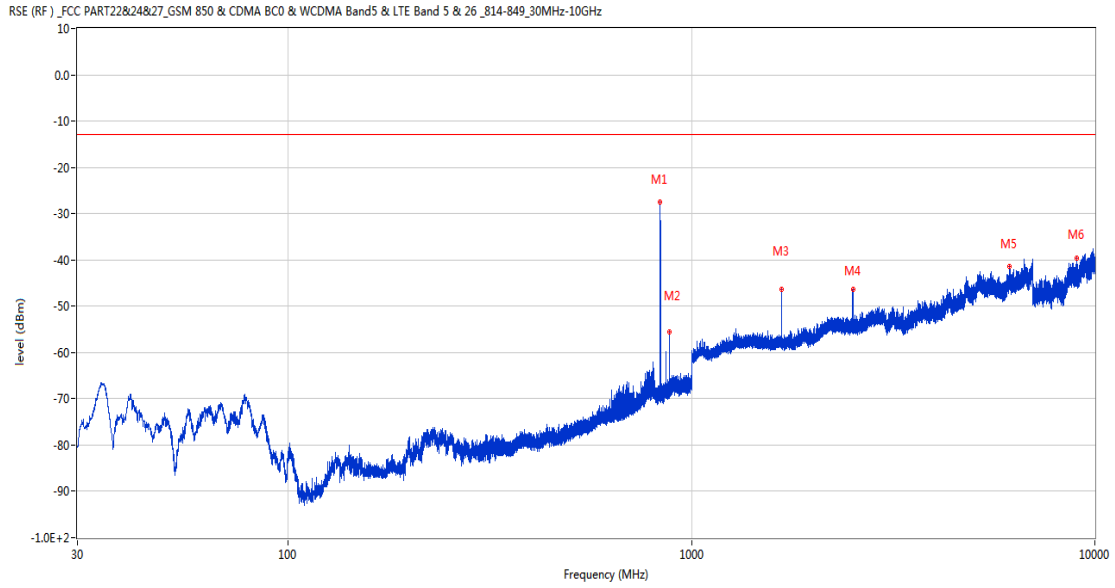
#### RSE-H&H EGPRS 850 CH190



Frequency (MHz)	Result (dBm)	Factor (dB)	PK Limit (dBm)	Over Limit (dB)	Table (o)	ANT	EUT	Verdict
836.604	-38.13	2.87	-13.0	-25.13	79.00	Horizontal	Horizontal	N/A
881.612	-61.11	3.47	-13.0	-48.11	327.00	Horizontal	Horizontal	N/A
1636.300	-54.73	-4.42	-13.0	-41.73	4.00	Horizontal	Horizontal	Pass
2824.600	-49.28	1.58	-13.0	-36.28	159.00	Horizontal	Horizontal	Pass
5311.000	-42.97	9.83	-13.0	-29.97	353.00	Horizontal	Horizontal	Pass
9475.599	-38.19	17.45	-13.0	-25.19	300.00	Horizontal	Horizontal	Pass



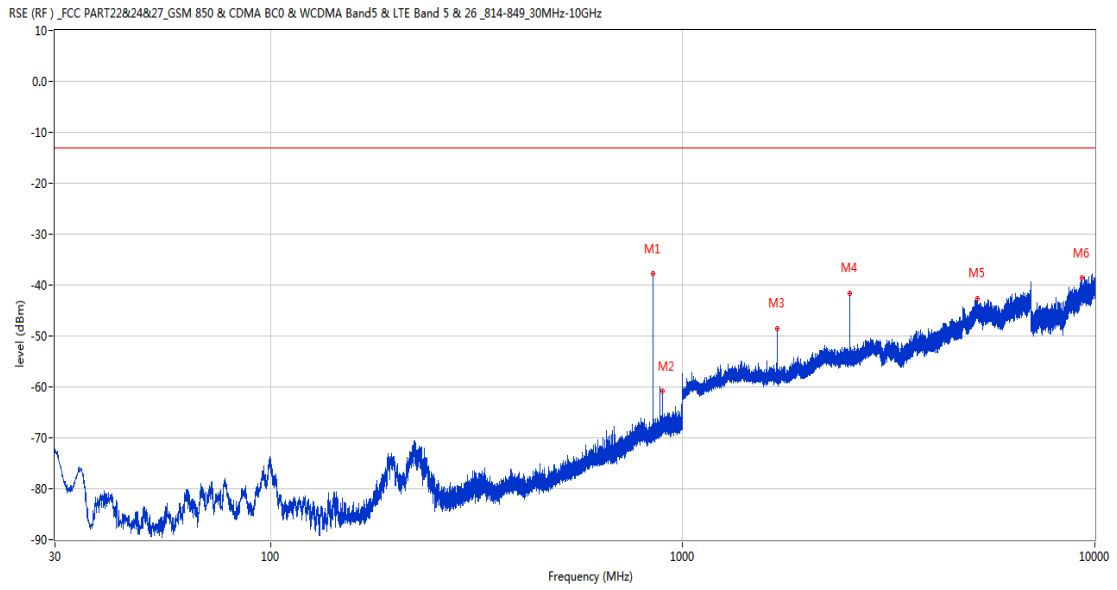
RSE-V&V EGPRS 850 CH190



Frequency (MHz)	Result (dBm)	Factor (dB)	PK Limit (dBm)	Over Limit (dB)	Table (o)	ANT	EUT	Verdict
836.604	-27.54	2.87	-13.0	-14.54	118.00	Vertical	Vertical	N/A
881.563	-55.54	3.47	-13.0	-42.54	155.00	Vertical	Vertical	N/A
1673.900	-47.18	-4.66	-13.0	-34.18	360.00	Vertical	Vertical	Pass
2510.600	-48.75	-0.27	-13.0	-35.75	250.00	Vertical	Vertical	Pass
6149.000	-41.48	10.00	-13.0	-28.48	10.00	Vertical	Vertical	Pass
9011.500	-39.67	15.86	-13.0	-26.67	-3.00	Vertical	Vertical	Pass

### 3.3 EGPRS 850 High Channel

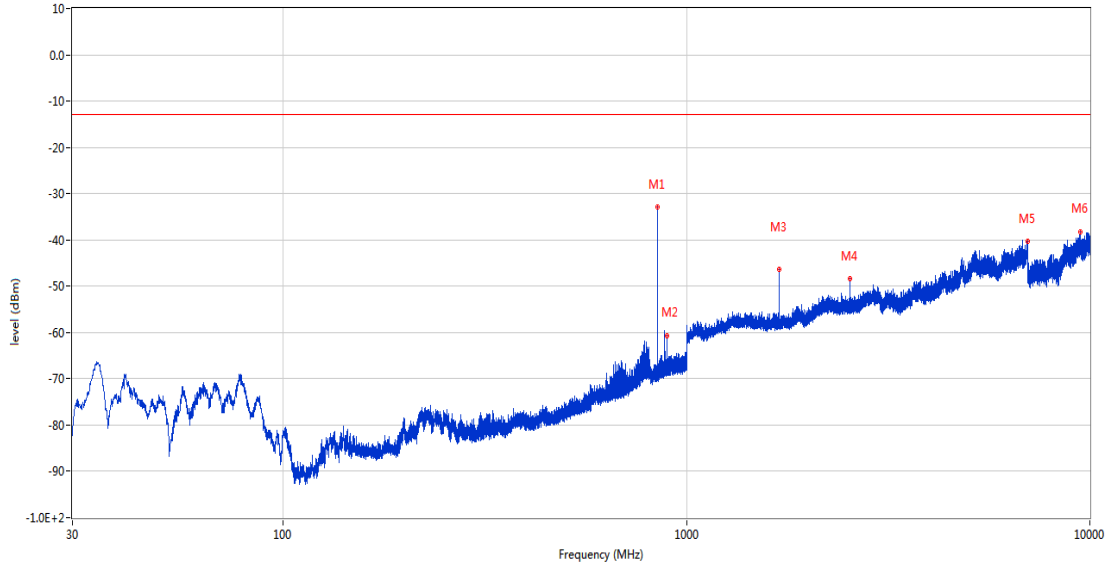
#### RSE-H&H EGPRS 850 CH251



Frequency (MHz)	Result (dBm)	Factor (dB)	PK Limit (dBm)	Over Limit (dB)	Table (o)	ANT	EUT	Verdict
848.777	-37.71	2.89	-13.0	-24.71	103.00	Horizontal	Horizontal	N/A
893.833	-60.81	4.07	-13.0	-47.81	328.00	Horizontal	Horizontal	N/A
1698.200	-48.48	-4.83	-13.0	-35.48	328.00	Horizontal	Horizontal	Pass
2547.100	-41.73	-0.28	-13.0	-28.73	141.00	Horizontal	Horizontal	Pass
5192.400	-42.75	10.63	-13.0	-29.75	0.00	Horizontal	Horizontal	Pass
9299.500	-38.52	16.65	-13.0	-25.52	166.00	Horizontal	Horizontal	Pass

RSE-V&V EGPRS 850 CH251

RSE (RF) \_FCC PART22&24&27\_GSM 850 & CDMA BC0 & WCDMA Band5 & LTE Band 5 & 26\_814-849\_30MHz-10GHz

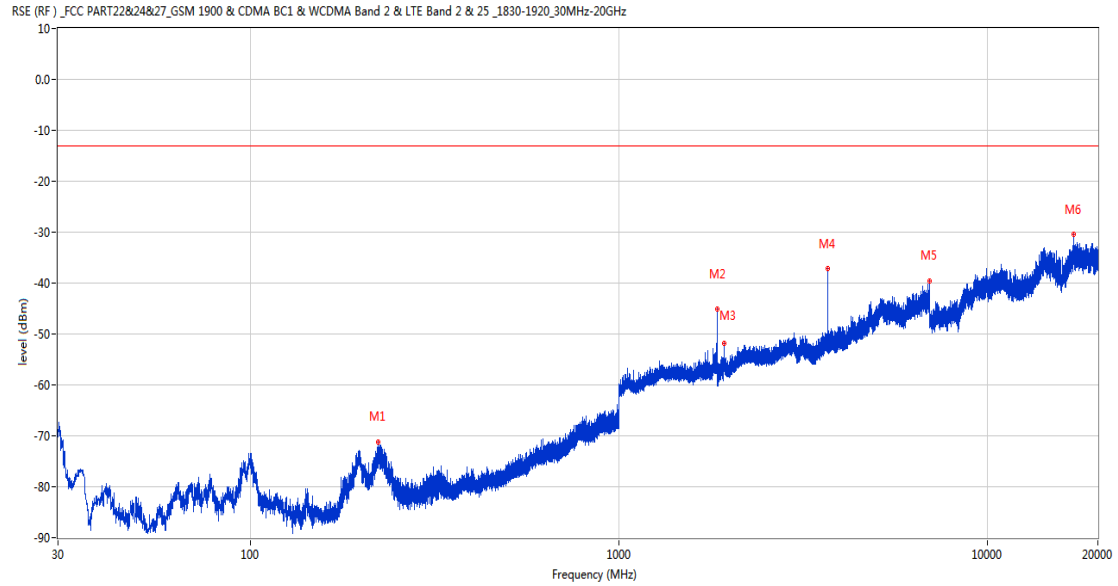


Frequency (MHz)	Result (dBm)	Factor (dB)	PK Limit (dBm)	Over Limit (dB)	Table (o)	ANT	EUT	Verdict
848.825	-32.85	2.89	-13.0	-19.85	85.00	Vertical	Vertical	N/A
893.882	-60.72	4.07	-13.0	-47.72	162.00	Vertical	Vertical	N/A
1698.400	-46.40	-4.84	-13.0	-33.40	249.00	Vertical	Vertical	Pass
2547.000	-48.36	-0.28	-13.0	-35.36	185.00	Vertical	Vertical	Pass
6999.200	-40.34	13.53	-13.0	-27.34	170.00	Vertical	Vertical	Pass
9485.799	-38.35	17.35	-13.0	-25.35	100.00	Vertical	Vertical	Pass

## 4 EGPRS 1900

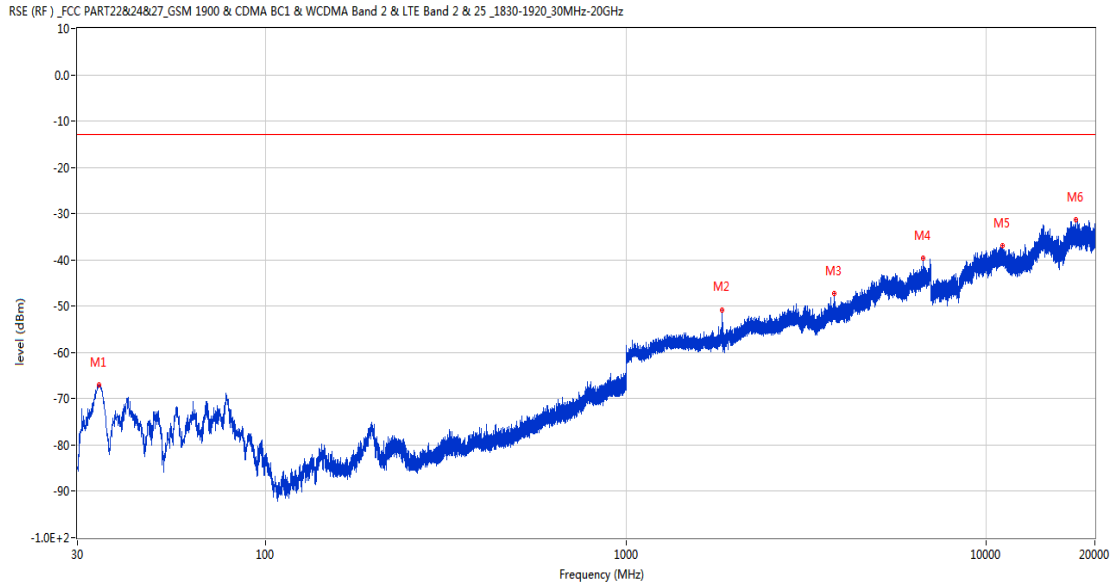
### 4.1 EGPRS 1900 Low Channel

RSE-H&H EGPRS 1900 CH512



Frequency (MHz)	Result (dBm)	Factor (dB)	PK Limit (dBm)	Over Limit (dB)	Table (o)	ANT	EUT	Verdict
222.691	-71.21	-15.70	-13.0	-58.21	210.00	Horizontal	Horizontal	Pass
1850.800	-45.15	-3.39	-13.0	-32.15	125.00	Horizontal	Horizontal	N/A
1931.000	-51.93	-2.83	-13.0	-38.93	206.00	Horizontal	Horizontal	N/A
3700.800	-37.24	4.96	-13.0	-24.24	170.00	Horizontal	Horizontal	Pass
6978.600	-39.67	13.99	-13.0	-26.67	264.00	Horizontal	Horizontal	Pass
17181.925	-30.32	21.16	-13.0	-17.32	79.00	Horizontal	Horizontal	Pass

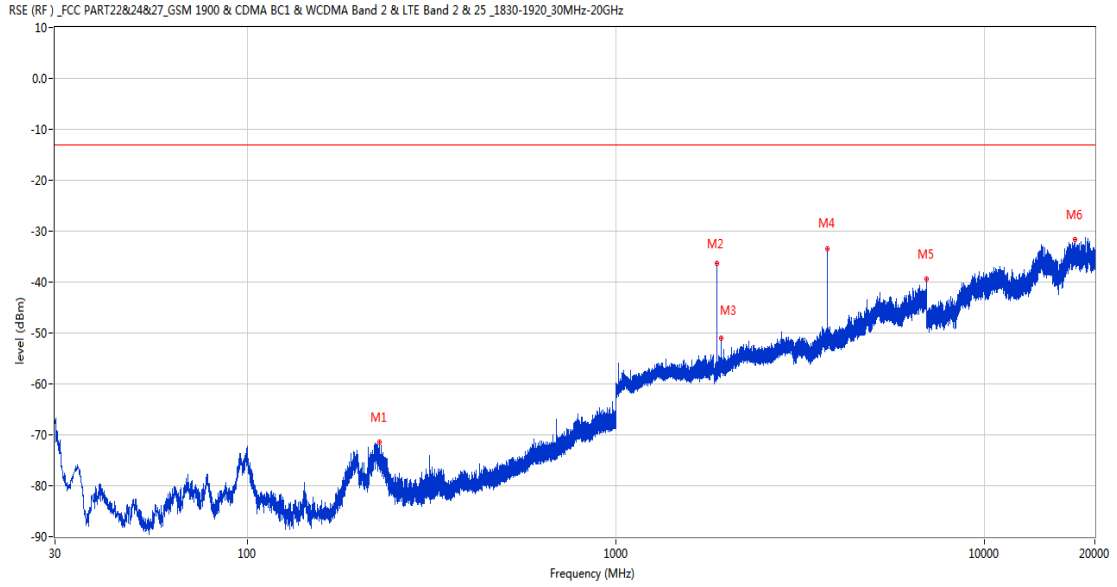
RSE-V&H EGPRS 1900 CH512



Frequency (MHz)	Result (dBm)	Factor (dB)	PK Limit (dBm)	Over Limit (dB)	Table (o)	ANT	EUT	Verdict
34.365	-67.05	-18.97	-13.0	-54.05	27.00	Vertical	Horizontal	Pass
1850.800	-50.91	-3.39	-13.0	-37.91	12.00	Vertical	Horizontal	N/A
3790.600	-47.23	4.71	-13.0	-34.23	106.00	Vertical	Horizontal	Pass
6686.400	-39.70	12.57	-13.0	-26.70	227.00	Vertical	Horizontal	Pass
11110.100	-36.90	18.14	-13.0	-23.90	18.00	Vertical	Horizontal	Pass
17737.275	-31.34	21.47	-13.0	-18.34	329.00	Vertical	Horizontal	Pass

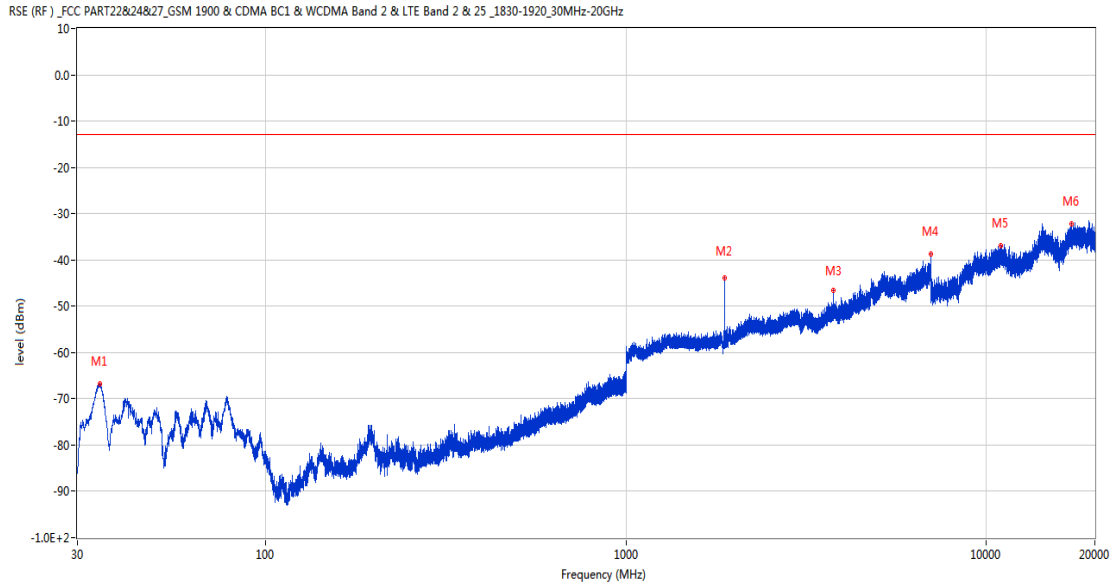
## 4.2 EGPRS 1900 Middle Channel

RSE-H&H EGPRS 1900 CH661



Frequency (MHz)	Result (dBm)	Factor (dB)	PK Limit (dBm)	Over Limit (dB)	Table (o)	ANT	EUT	Verdict
228.268	-71.47	-15.23	-13.0	-58.47	233.00	Horizontal	Horizontal	Pass
1880.700	-36.35	-2.87	-13.0	-23.35	131.00	Horizontal	Horizontal	N/A
1930.700	-51.06	-2.82	-13.0	-38.06	216.00	Horizontal	Horizontal	N/A
3760.400	-33.39	4.48	-13.0	-20.39	179.00	Horizontal	Horizontal	Pass
6976.000	-39.40	13.79	-13.0	-26.40	2.00	Horizontal	Horizontal	Pass
17624.177	-31.65	21.70	-13.0	-18.65	199.00	Horizontal	Horizontal	Pass

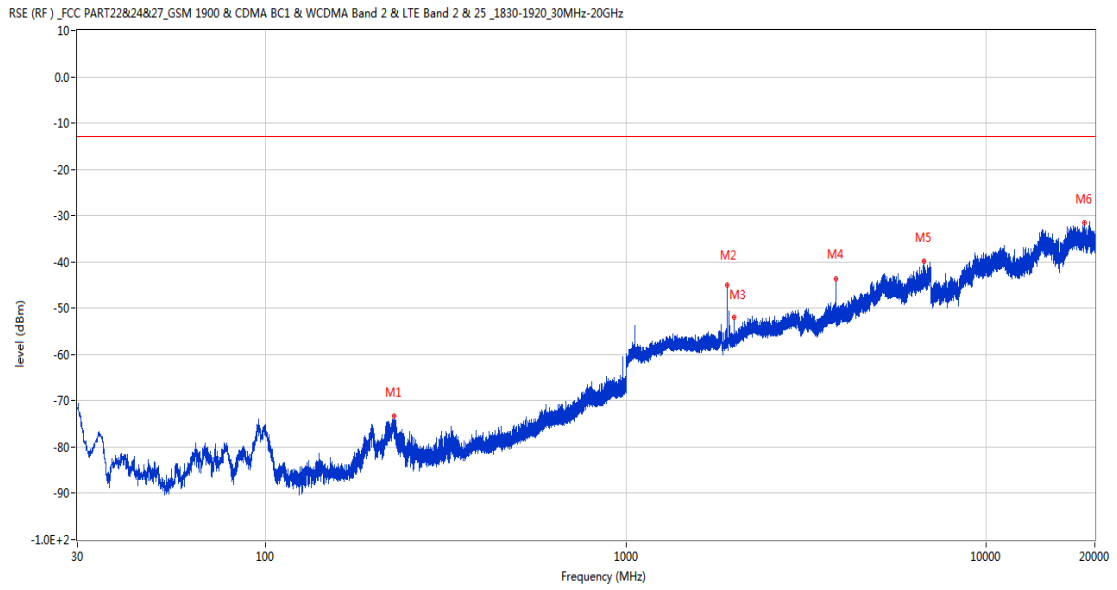
RSE-V&H EGPRS 1900 CH661



Frequency (MHz)	Result (dBm)	Factor (dB)	PK Limit (dBm)	Over Limit (dB)	Table (o)	ANT	EUT	Verdict
34.608	-66.88	-18.85	-13.0	-53.88	64.00	Vertical	Horizontal	Pass
1880.800	-43.94	-2.87	-13.0	-30.94	14.00	Vertical	Horizontal	N/A
3760.200	-46.60	4.46	-13.0	-33.60	142.00	Vertical	Horizontal	Pass
6999.800	-38.70	13.53	-13.0	-25.70	309.00	Vertical	Horizontal	Pass
10946.224	-36.98	19.07	-13.0	-23.98	295.00	Vertical	Horizontal	Pass
17193.163	-32.30	20.87	-13.0	-19.30	179.00	Vertical	Horizontal	Pass

### 4.3 EGPRS 1900 High Channel

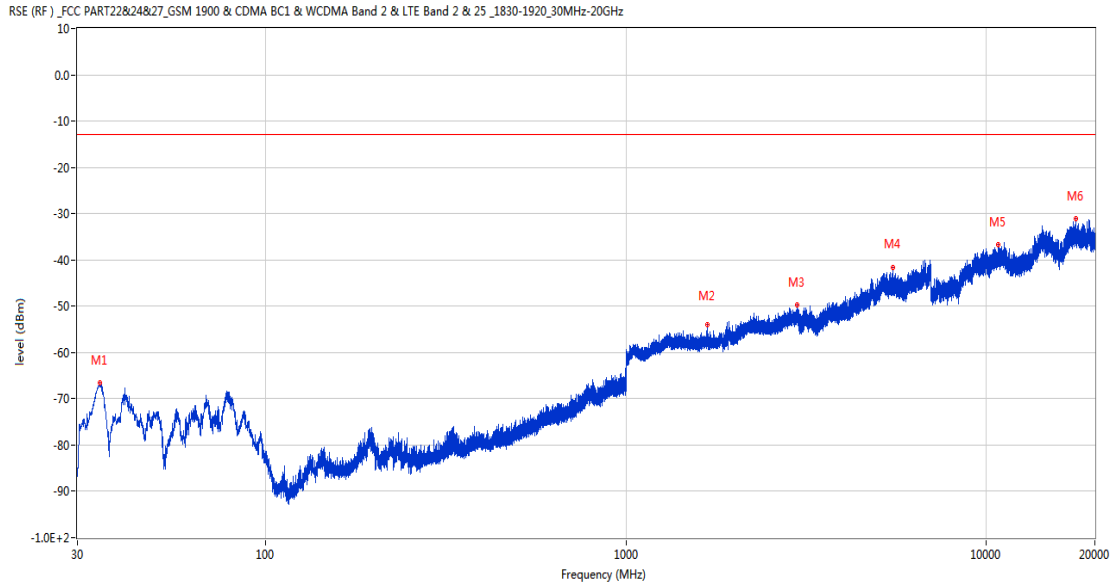
#### RSE-H&H EGPRS 1900 CH810



Frequency (MHz)	Result (dBm)	Factor (dB)	PK Limit (dBm)	Over Limit (dB)	Table (o)	ANT	EUT	Verdict
227.638	-73.35	-15.27	-13.0	-60.35	225.00	Horizontal	Horizontal	Pass
1910.600	-45.00	-2.63	-13.0	-32.00	129.00	Horizontal	Horizontal	N/A
1990.500	-52.02	-3.64	-13.0	-39.02	216.00	Horizontal	Horizontal	N/A
3820.400	-43.73	5.37	-13.0	-30.73	174.00	Horizontal	Horizontal	Pass
6722.600	-39.81	11.84	-13.0	-26.81	43.00	Horizontal	Horizontal	Pass
18770.037	-31.49	24.98	-13.0	-18.49	25.00	Horizontal	Horizontal	Pass



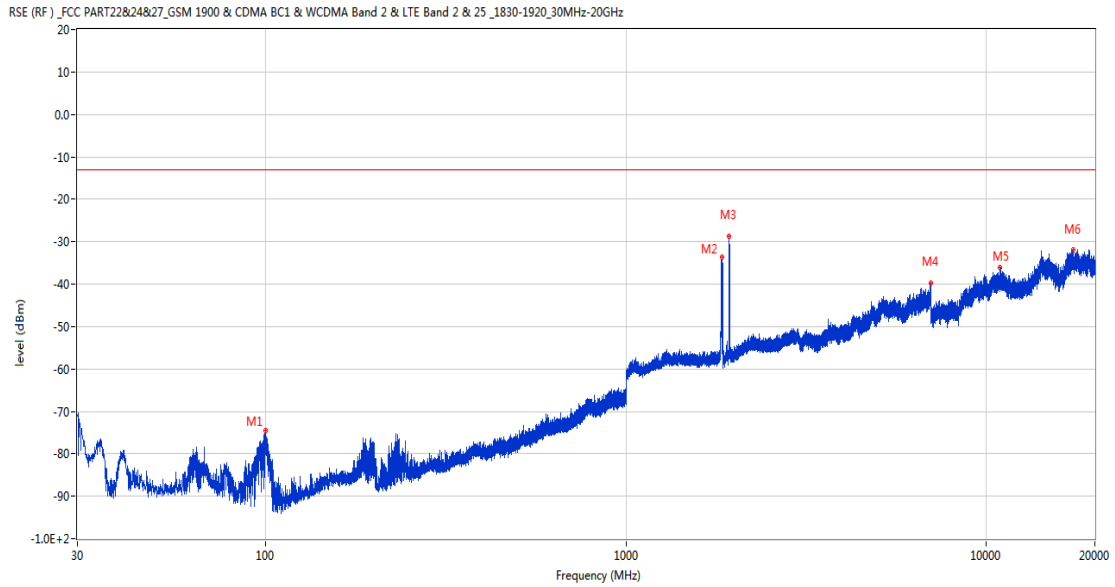
RSE-V&H EGPRS 1900 CH810



Frequency (MHz)	Result (dBm)	Factor (dB)	PK Limit (dBm)	Over Limit (dB)	Table (o)	ANT	EUT	Verdict
34.608	-66.50	-18.85	-13.0	-53.50	152.00	Vertical	Horizontal	Pass
1677.900	-54.03	-4.58	-13.0	-41.03	271.00	Vertical	Horizontal	Pass
2981.400	-49.79	2.40	-13.0	-36.79	29.00	Vertical	Horizontal	Pass
5492.800	-41.54	9.86	-13.0	-28.54	305.00	Vertical	Horizontal	Pass
10811.099	-36.64	19.08	-13.0	-23.64	204.00	Vertical	Horizontal	Pass
17751.775	-31.04	21.48	-13.0	-18.04	288.00	Vertical	Horizontal	Pass

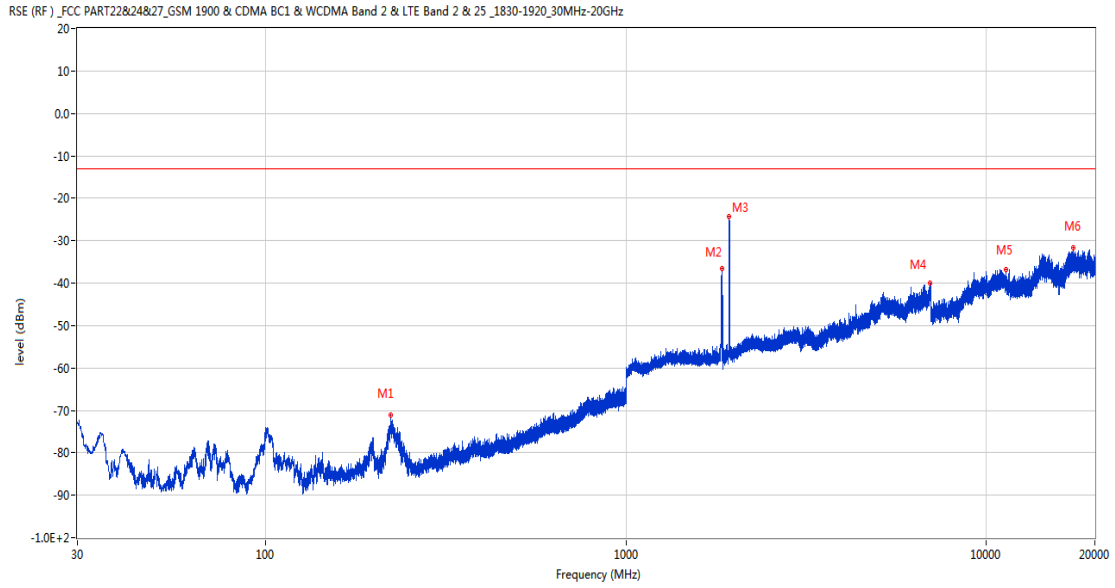
WCDMA  
 5 WCDMA Band 2  
 5.1 WCDMA Band 2 Low Channel

RSE-H&H WCDMA Band 2 CH9262



Frequency (MHz)	Result (dBm)	Factor (dB)	PK Limit (dBm)	Over Limit (dB)	Table (o)	ANT	EUT	Verdict
99.695	-74.41	-21.67	-13.0	-61.41	24.00	Horizontal	Horizontal	Pass
1844.000	-33.74	-3.51	-13.0	-20.74	148.00	Horizontal	Horizontal	N/A
1932.600	-28.65	-2.84	-13.0	-15.65	202.00	Horizontal	Horizontal	N/A
6995.800	-39.70	13.47	-13.0	-26.70	340.00	Horizontal	Horizontal	Pass
10917.763	-36.15	19.57	-13.0	-23.15	114.00	Horizontal	Horizontal	Pass
17423.350	-31.88	22.57	-13.0	-18.88	233.00	Horizontal	Horizontal	Pass

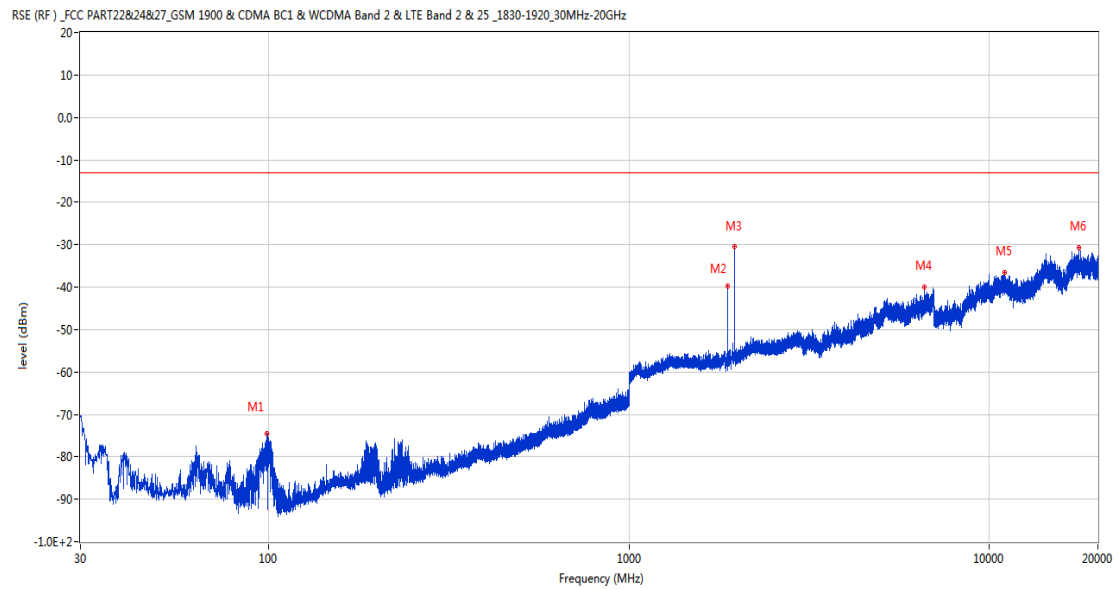
RSE-H&V WCDMA Band 2 CH9262



Frequency (MHz)	Result (dBm)	Factor (dB)	PK Limit (dBm)	Over Limit (dB)	Table (o)	ANT	EUT	Verdict
222.691	-71.21	-15.70	-13.0	-58.21	61.00	Horizontal	Vertical	Pass
1841.600	-36.68	-3.55	-13.0	-23.68	20.00	Horizontal	Vertical	N/A
1933.900	-24.37	-2.85	-13.0	-11.37	130.00	Horizontal	Vertical	N/A
6986.400	-40.06	13.68	-13.0	-27.06	33.00	Horizontal	Vertical	Pass
11357.350	-36.77	17.91	-13.0	-23.77	199.00	Horizontal	Vertical	Pass
17415.012	-31.67	22.67	-13.0	-18.67	289.00	Horizontal	Vertical	Pass

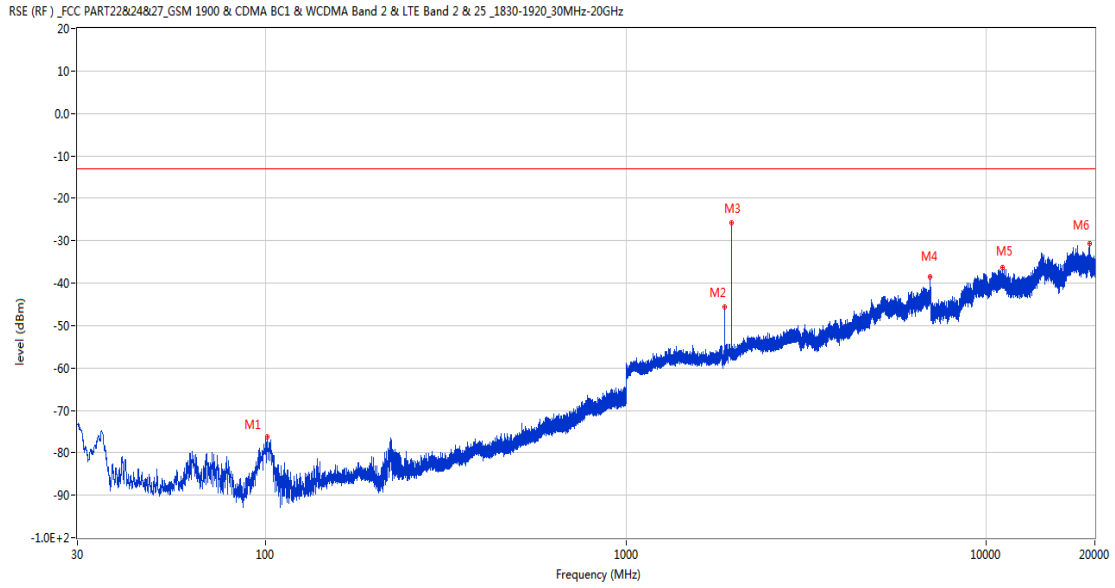
## 5.2 WCDMA Band 2 Middle Channel

RSE-H&H WCDMA Band 2 CH9400



Frequency (MHz)	Result (dBm)	Factor (dB)	PK Limit (dBm)	Over Limit (dB)	Table (o)	ANT	EUT	Verdict
98.579	-74.59	-21.46	-13.0	-61.59	21.00	Horizontal	Horizontal	Pass
1879.600	-39.86	-2.89	-13.0	-26.86	82.00	Horizontal	Horizontal	N/A
1960.500	-30.41	-3.89	-13.0	-17.41	211.00	Horizontal	Horizontal	N/A
6613.800	-39.93	12.19	-13.0	-26.93	292.00	Horizontal	Horizontal	Pass
11036.787	-36.55	18.56	-13.0	-23.55	189.00	Horizontal	Horizontal	Pass
17734.375	-30.80	21.45	-13.0	-17.80	329.00	Horizontal	Horizontal	Pass

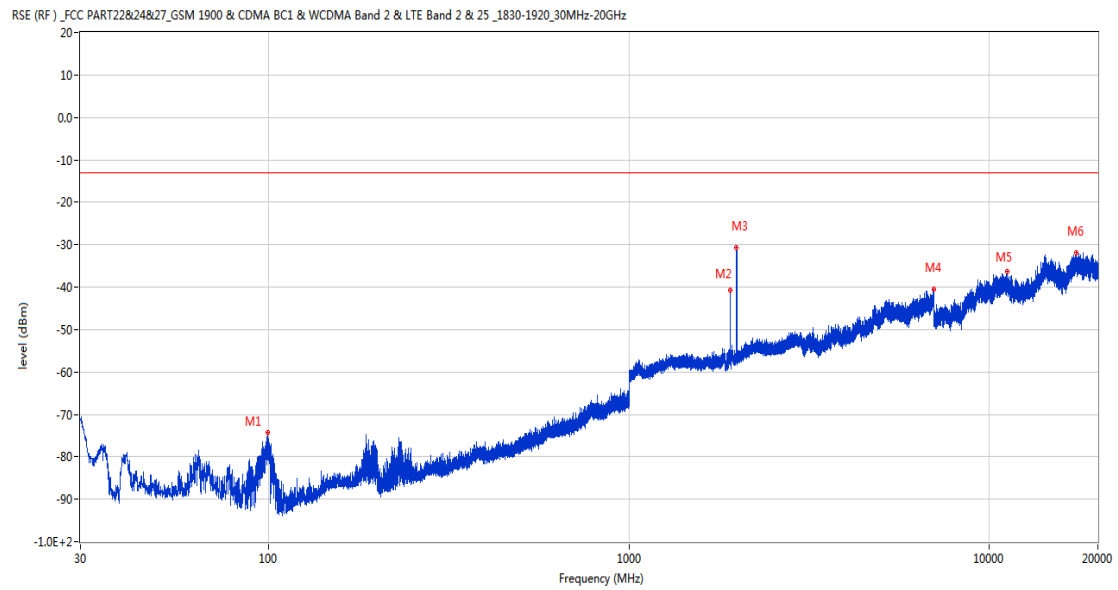
RSE-H&V WCDMA Band 2 CH9400



Frequency (MHz)	Result (dBm)	Factor (dB)	PK Limit (dBm)	Over Limit (dB)	Table (o)	ANT	EUT	Verdict
101.052	-76.32	-21.77	-13.0	-63.32	25.00	Horizontal	Vertical	Pass
1879.500	-45.74	-2.89	-13.0	-32.74	16.00	Horizontal	Vertical	N/A
1961.700	-25.91	-3.91	-13.0	-12.91	24.00	Horizontal	Vertical	N/A
6982.200	-38.60	13.89	-13.0	-25.60	336.00	Horizontal	Vertical	Pass
11101.187	-36.40	18.10	-13.0	-23.40	287.00	Horizontal	Vertical	Pass
19373.599	-30.62	26.86	-13.0	-17.62	9.00	Horizontal	Vertical	Pass

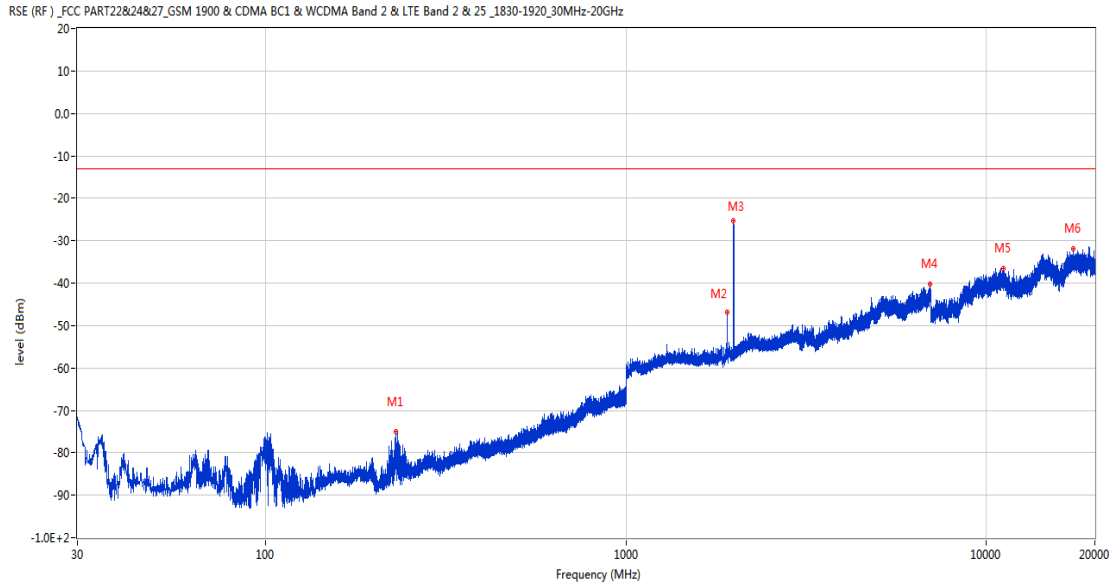
### 5.3 WCDMA Band 2 High Channel

RSE-H&H WCDMA Band 2 CH9538



Frequency (MHz)	Result (dBm)	Factor (dB)	PK Limit (dBm)	Over Limit (dB)	Table (o)	ANT	EUT	Verdict
99.452	-74.16	-21.63	-13.0	-61.16	23.00	Horizontal	Horizontal	Pass
1906.300	-40.84	-2.59	-13.0	-27.84	99.00	Horizontal	Horizontal	N/A
1988.300	-30.62	-3.71	-13.0	-17.62	202.00	Horizontal	Horizontal	N/A
6998.200	-40.43	13.53	-13.0	-27.43	98.00	Horizontal	Horizontal	Pass
11195.775	-36.43	18.11	-13.0	-23.43	245.00	Horizontal	Horizontal	Pass
17384.200	-31.84	22.33	-13.0	-18.84	214.00	Horizontal	Horizontal	Pass

RSE-H&V WCDMA Band 2 CH9538

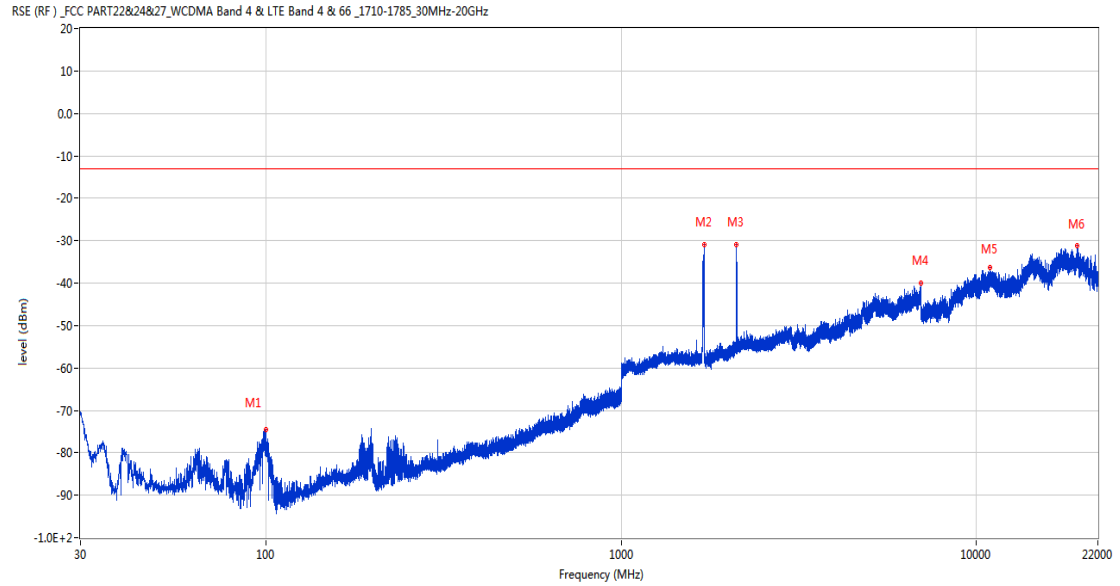


Frequency (MHz)	Result (dBm)	Factor (dB)	PK Limit (dBm)	Over Limit (dB)	Table (o)	ANT	EUT	Verdict
230.111	-75.05	-15.14	-13.0	-62.05	47.00	Horizontal	Vertical	Pass
1906.600	-46.96	-2.60	-13.0	-33.96	21.00	Horizontal	Vertical	N/A
1988.000	-25.29	-3.71	-13.0	-12.29	129.00	Horizontal	Vertical	N/A
6993.600	-40.20	13.58	-13.0	-27.20	101.00	Horizontal	Vertical	Pass
11138.562	-36.69	18.00	-13.0	-23.69	280.00	Horizontal	Vertical	Pass
17419.362	-31.88	22.65	-13.0	-18.88	269.00	Horizontal	Vertical	Pass

## 6 WCDMA Band 4

### 6.1 WCDMA Band 4 Low Channel

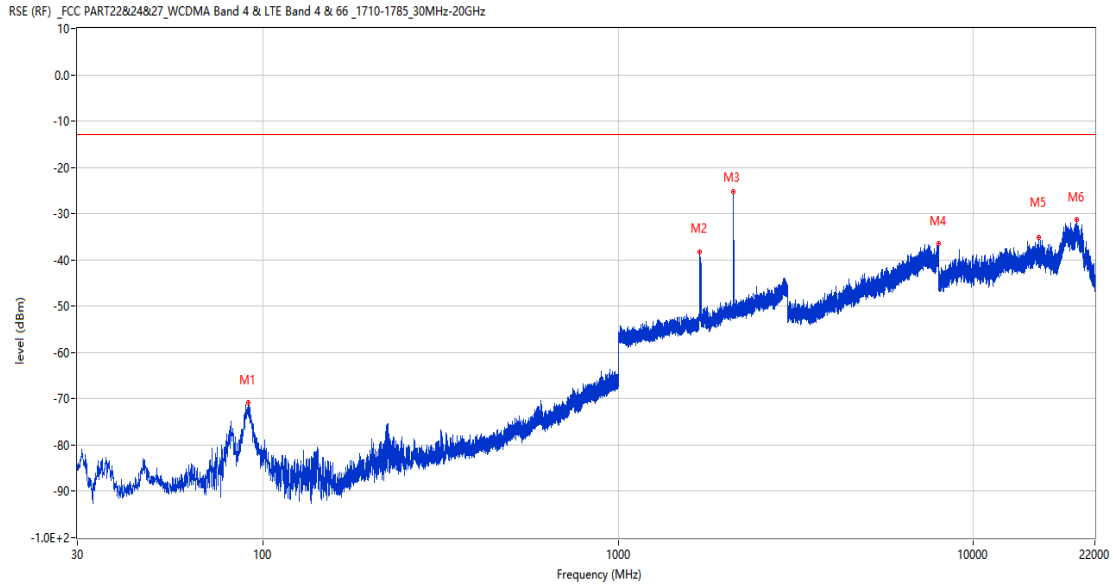
RSE-H&H WCDMA Band 4 CH1312



Frequency (MHz)	Result (dBm)	Factor (dB)	PK Limit (dBm)	Over Limit (dB)	Table (o)	ANT	EUT	Verdict
99.743	-74.49	-21.65	-13.0	-61.49	-2.00	Horizontal	Horizontal	Pass
1712.500	-30.99	-3.69	-13.0	-17.99	140.00	Horizontal	Horizontal	N/A
2113.300	-30.95	-1.79	-13.0	-17.95	200.00	Horizontal	Horizontal	N/A
6978.200	-39.97	13.97	-13.0	-26.97	143.00	Horizontal	Horizontal	Pass
10910.862	-36.36	19.50	-13.0	-23.36	99.00	Horizontal	Horizontal	Pass
19207.426	-31.23	25.76	-13.0	-18.23	34.00	Horizontal	Horizontal	Pass



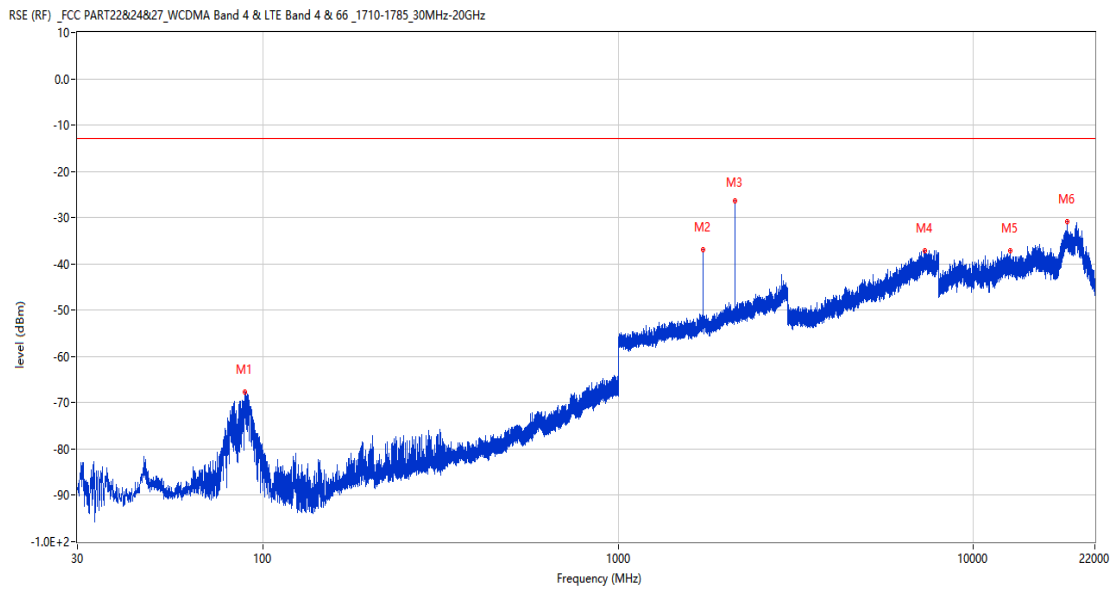
RSE-H&V WCDMA Band 4 CH1312



Frequency (MHz)	Result (dBm)	Factor (dB)	PK Limit (dBm)	Over Limit (dB)	Table (o)	ANT	EUT	Verdict
90.771	-70.76	-19.54	-13.0	-57.76	311.00	Horizontal	Vertical	Pass
1700.200	-38.36	2.74	-13.0	-25.36	193.00	Horizontal	Vertical	N/A
2112.600	-25.27	4.40	-13.0	-12.27	219.00	Horizontal	Vertical	N/A
7980.500	-36.58	18.37	-13.0	-23.58	4.00	Horizontal	Vertical	Pass
15324.276	-35.05	20.15	-13.0	-22.05	42.00	Horizontal	Vertical	Pass
19565.400	-31.40	23.16	-13.0	-18.40	100.00	Horizontal	Vertical	Pass

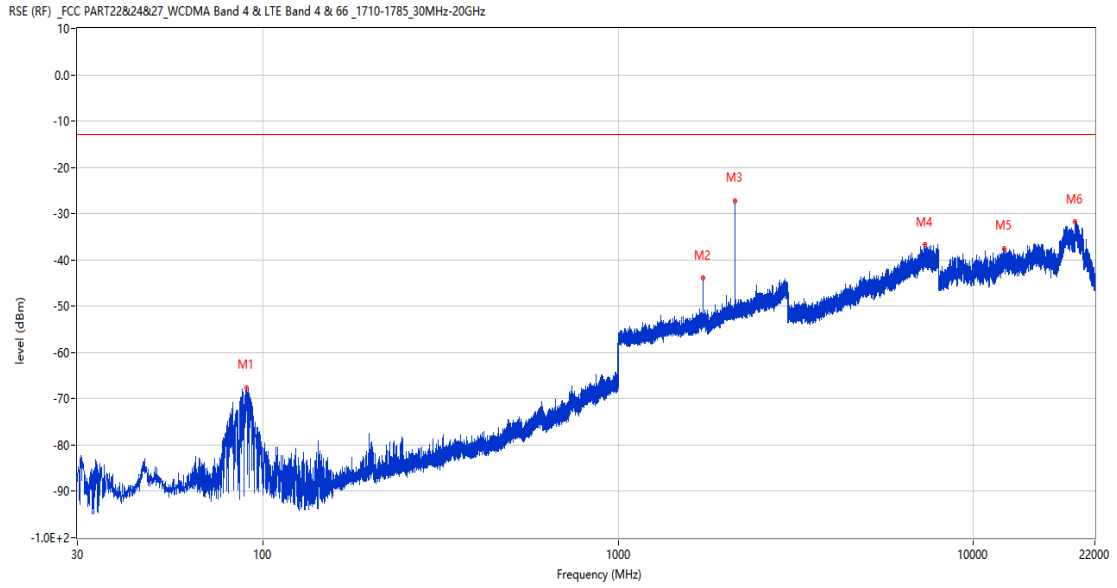
## 6.2 WCDMA Band 4 Middle Channel

RSE-H&H WCDMA Band 4 CH1412



Frequency (MHz)	Result (dBm)	Factor (dB)	PK Limit (dBm)	Over Limit (dB)	Table (o)	ANT	EUT	Verdict
89.073	-67.74	-20.23	-13.0	-54.74	322.00	Horizontal	Horizontal	Pass
1731.000	-37.01	2.63	-13.0	-24.01	177.00	Horizontal	Horizontal	N/A
2131.100	-26.35	4.74	-13.0	-13.35	170.00	Horizontal	Horizontal	N/A
7290.500	-37.17	18.21	-13.0	-24.17	275.00	Horizontal	Horizontal	Pass
12738.600	-37.21	17.79	-13.0	-24.21	219.00	Horizontal	Horizontal	Pass
18413.312	-30.92	23.07	-13.0	-17.92	145.00	Horizontal	Horizontal	Pass

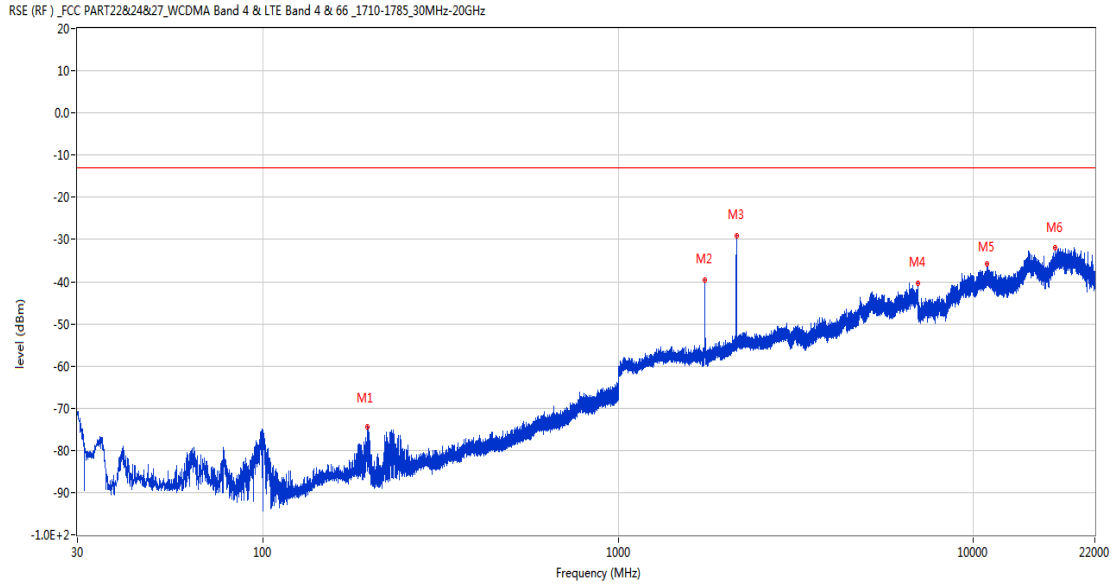
RSE-H&V WCDMA Band 4 CH1412



Frequency (MHz)	Result (dBm)	Factor (dB)	PK Limit (dBm)	Over Limit (dB)	Table (o)	ANT	EUT	Verdict
89.606	-67.59	-19.98	-13.0	-54.59	154.00	Horizontal	Vertical	Pass
1731.700	-43.93	2.63	-13.0	-30.93	233.00	Horizontal	Vertical	N/A
2131.500	-27.37	4.74	-13.0	-14.37	240.00	Horizontal	Vertical	N/A
7295.000	-36.69	18.20	-13.0	-23.69	193.00	Horizontal	Vertical	Pass
12209.688	-37.58	16.80	-13.0	-24.58	148.00	Horizontal	Vertical	Pass
19373.001	-31.86	23.15	-13.0	-18.86	316.00	Horizontal	Vertical	Pass

### 6.3 WCDMA Band 4 High Channel

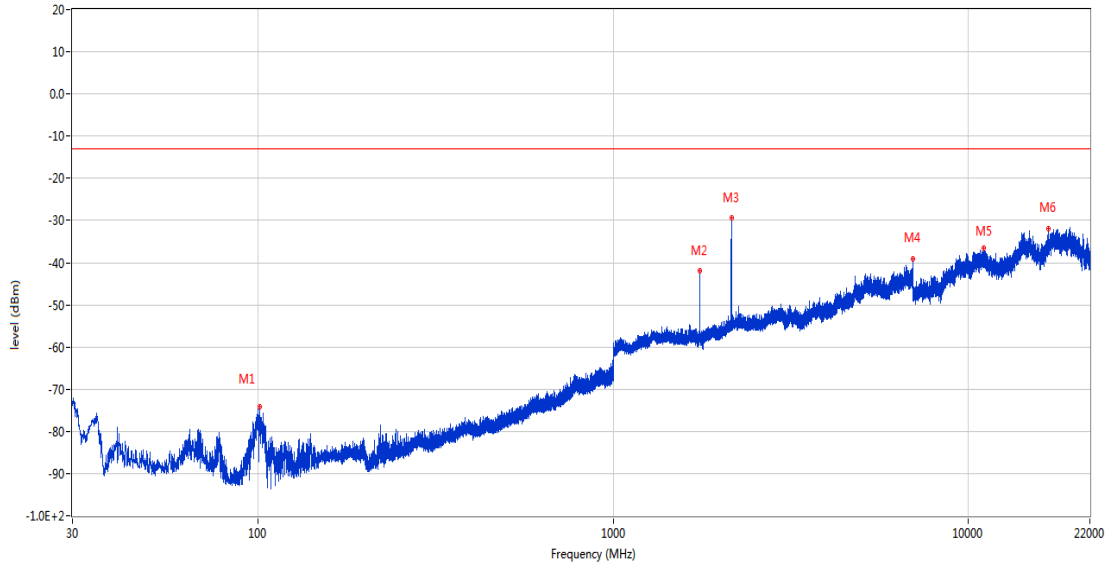
RSE-H&H WCDMA Band 4 CH1513



Frequency (MHz)	Result (dBm)	Factor (dB)	PK Limit (dBm)	Over Limit (dB)	Table (o)	ANT	EUT	Verdict
196.986	-74.45	-15.12	-13.0	-61.45	189.00	Horizontal	Horizontal	Pass
1751.900	-39.62	-3.52	-13.0	-26.62	133.00	Horizontal	Horizontal	N/A
2153.900	-29.20	-1.59	-13.0	-16.20	273.00	Horizontal	Horizontal	N/A
6984.600	-40.34	13.73	-13.0	-27.34	18.00	Horizontal	Horizontal	Pass
10926.387	-35.70	19.45	-13.0	-22.70	240.00	Horizontal	Horizontal	Pass
17017.488	-32.06	20.71	-13.0	-19.06	332.00	Horizontal	Horizontal	Pass

RSE-H&V WCDMA Band 4 CH1513

RSE (RF) \_FCC PART22&24&27\_WCDMA Band 4 & LTE Band 4 & 66 \_1710-1785\_30MHz-20GHz

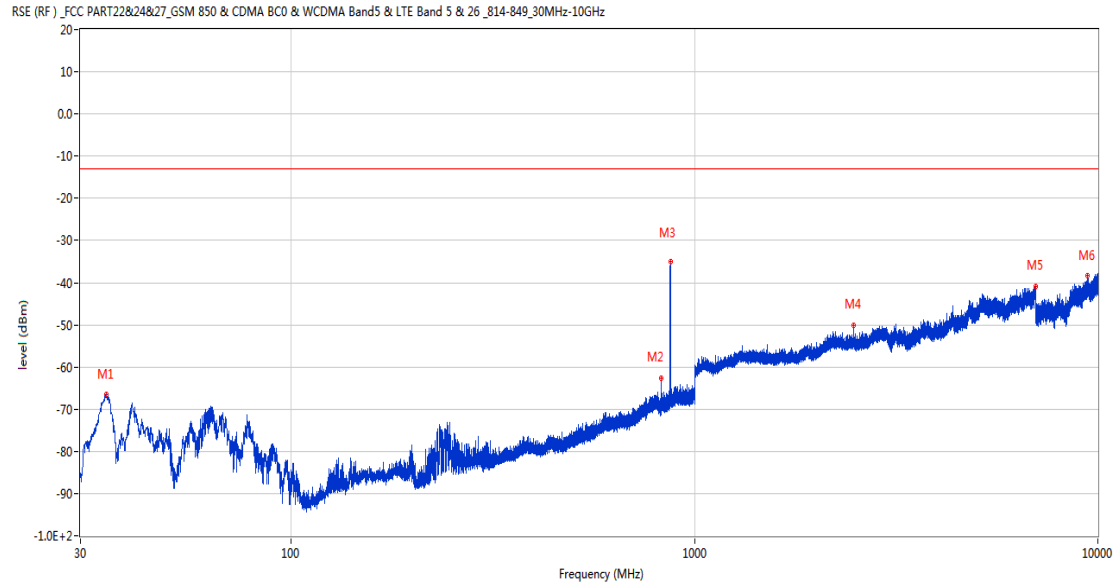


Frequency (MHz)	Result (dBm)	Factor (dB)	PK Limit (dBm)	Over Limit (dB)	Table (o)	ANT	EUT	Verdict
100.955	-74.05	-21.73	-13.0	-61.05	44.00	Horizontal	Vertical	Pass
1752.000	-41.97	-3.52	-13.0	-28.97	335.00	Horizontal	Vertical	N/A
2152.400	-29.36	-1.59	-13.0	-16.36	176.00	Horizontal	Vertical	N/A
6986.600	-39.22	13.68	-13.0	-26.22	231.00	Horizontal	Vertical	Pass
11077.900	-36.59	17.83	-13.0	-23.59	301.00	Horizontal	Vertical	Pass
16841.738	-32.06	19.62	-13.0	-19.06	330.00	Horizontal	Vertical	Pass

## 7 WCDMA Band 5

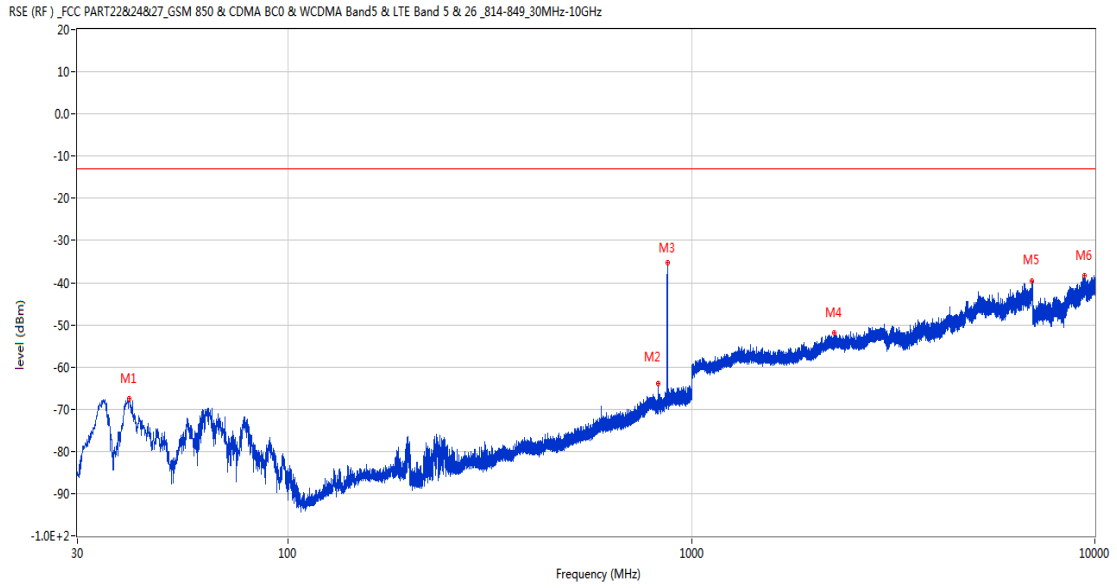
### 7.1 WCDMA Band 5 Low Channel

RSE-V&V WCDMA Band 5 CH4132



Frequency (MHz)	Result (dBm)	Factor (dB)	PK Limit (dBm)	Over Limit (dB)	Table (o)	ANT	EUT	Verdict
34.850	-66.39	-18.72	-13.0	-53.39	294.00	Vertical	Vertical	Pass
826.467	-62.54	2.66	-13.0	-49.54	25.00	Vertical	Vertical	N/A
872.785	-34.94	3.04	-13.0	-21.94	337.00	Vertical	Vertical	N/A
2476.400	-50.21	-0.27	-13.0	-37.21	153.00	Vertical	Vertical	Pass
6996.400	-40.90	13.48	-13.0	-27.90	58.00	Vertical	Vertical	Pass
9444.550	-38.45	17.61	-13.0	-25.45	362.00	Vertical	Vertical	Pass

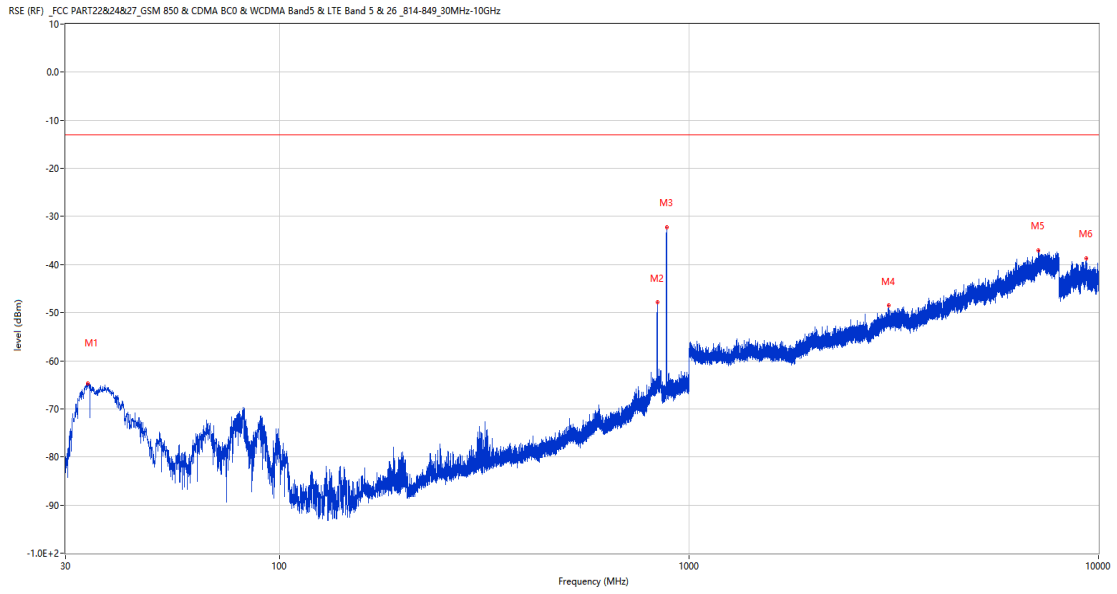
RSE-V&H WCDMA Band 5 CH4132



Frequency (MHz)	Result (dBm)	Factor (dB)	PK Limit (dBm)	Over Limit (dB)	Table (o)	ANT	EUT	Verdict
40.233	-67.52	-17.90	-13.0	-54.52	96.00	Vertical	Horizontal	Pass
825.303	-64.04	2.64	-13.0	-51.04	82.00	Vertical	Horizontal	N/A
872.785	-35.38	3.04	-13.0	-22.38	348.00	Vertical	Horizontal	N/A
2259.700	-51.80	-0.54	-13.0	-38.80	206.00	Vertical	Horizontal	Pass
6992.600	-39.74	13.53	-13.0	-26.74	214.00	Vertical	Horizontal	Pass
9441.700	-38.28	17.54	-13.0	-25.28	242.00	Vertical	Horizontal	Pass

## 7.2 WCDMA Band 5 Middle Channel

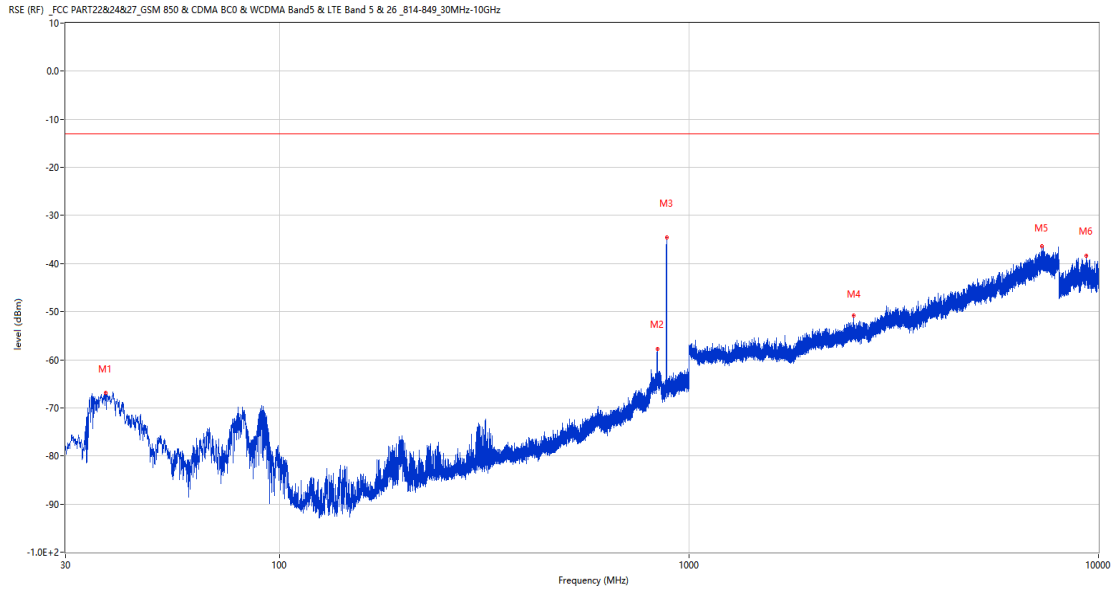
### RSE-V&V WCDMA Band 5 CH4182



Frequency (MHz)	Result (dBm)	Factor (dB)	PK Limit (dBm)	Over Limit (dB)	Table (o)	ANT	EUT	Verdict
34.026	-64.77	-22.77	-13.0	-51.77	194.00	Vertical	Vertical	Pass
836.894	-47.86	5.95	-13.0	-34.86	136.00	Vertical	Vertical	N/A
882.533	-32.19	4.02	-13.0	-19.19	323.00	Vertical	Vertical	N/A
3077.250	-48.54	5.78	-13.0	-35.54	80.00	Vertical	Vertical	Pass
7124.000	-36.99	17.20	-13.0	-23.99	14.00	Vertical	Vertical	Pass
9348.200	-38.67	17.17	-13.0	-25.67	197.00	Vertical	Vertical	Pass



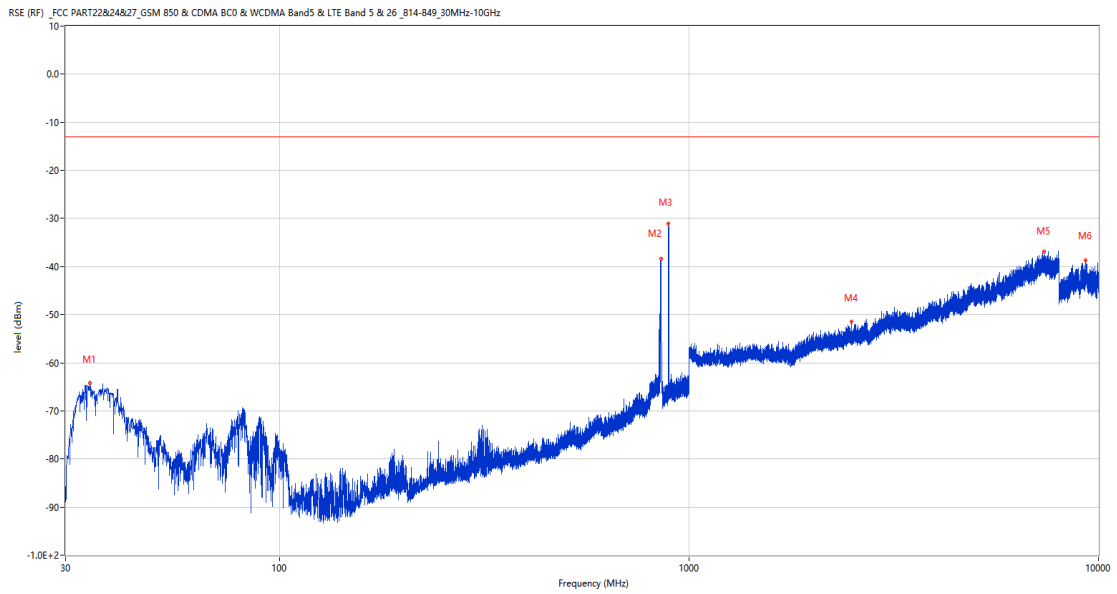
RSE-V&H WCDMA Band 5 CH4182



Frequency (MHz)	Result (dBm)	Factor (dB)	PK Limit (dBm)	Over Limit (dB)	Table (o)	ANT	EUT	Verdict
37.566	-66.93	-18.81	-13.0	-53.93	290.00	Vertical	Horizontal	Pass
836.991	-57.68	5.95	-13.0	-44.68	360.00	Vertical	Horizontal	N/A
881.466	-34.54	3.96	-13.0	-21.54	99.00	Vertical	Horizontal	N/A
2520.800	-50.87	1.75	-13.0	-37.87	338.00	Vertical	Horizontal	Pass
7274.000	-36.38	18.01	-13.0	-23.38	0.00	Vertical	Horizontal	Pass
9321.600	-38.31	16.93	-13.0	-25.31	195.00	Vertical	Horizontal	Pass

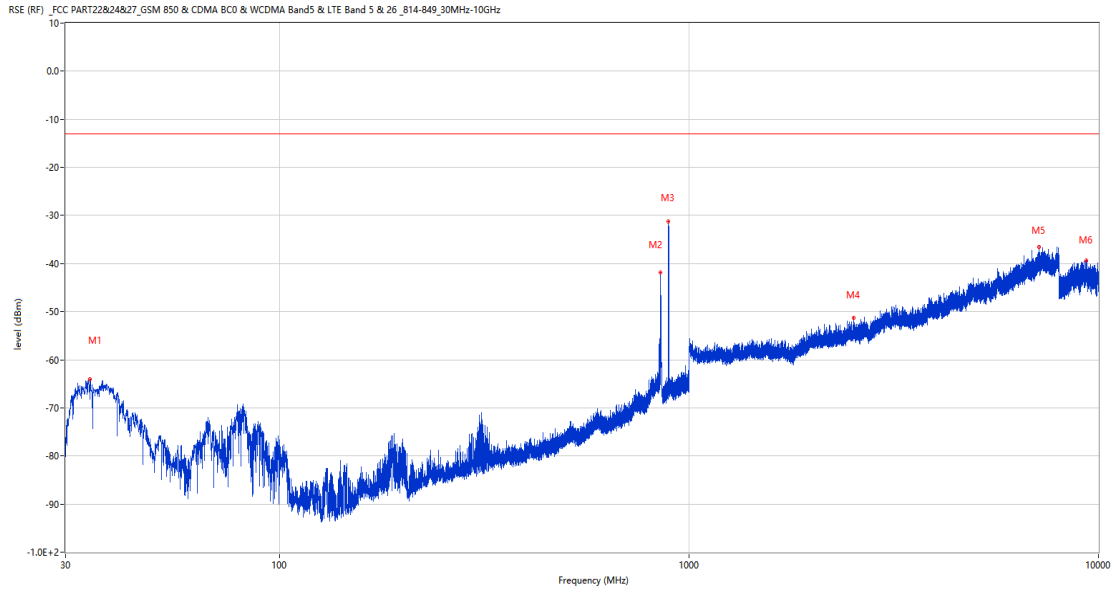
## 7.3 WCDMA Band 5 High Channel

RSE-V&V WCDMA Band 5 CH4233



Frequency (MHz)	Result (dBm)	Factor (dB)	PK Limit (dBm)	Over Limit (dB)	Table (o)	ANT	EUT	Verdict
34.413	-64.19	-22.40	-13.0	-51.19	276.00	Vertical	Vertical	Pass
854.403	-38.30	6.26	-13.0	-25.30	238.00	Vertical	Vertical	N/A
890.002	-31.09	4.21	-13.0	-18.09	363.00	Vertical	Vertical	N/A
2490.800	-51.53	1.51	-13.0	-38.53	148.00	Vertical	Vertical	Pass
7378.500	-36.88	17.41	-13.0	-23.88	311.00	Vertical	Vertical	Pass
9317.900	-38.77	16.89	-13.0	-25.77	292.00	Vertical	Vertical	Pass

RSE-V&H WCDMA Band 5 CH4233



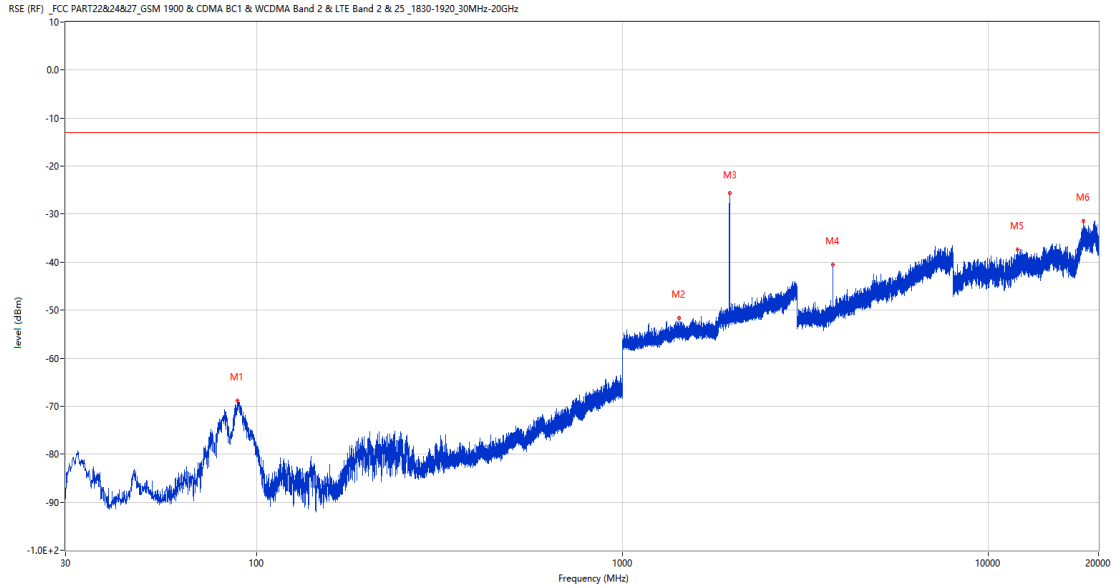
Frequency (MHz)	Result (dBm)	Factor (dB)	PK Limit (dBm)	Over Limit (dB)	Table (o)	ANT	EUT	Verdict
34.462	-64.06	-22.35	-13.0	-51.06	235.00	Vertical	Horizontal	Pass
852.414	-41.78	6.28	-13.0	-28.78	256.00	Vertical	Horizontal	N/A
890.342	-31.31	4.21	-13.0	-18.31	107.00	Vertical	Horizontal	N/A
2526.100	-51.34	2.10	-13.0	-38.34	343.00	Vertical	Horizontal	Pass
7156.000	-36.58	17.84	-13.0	-23.58	120.00	Vertical	Horizontal	Pass
9346.201	-39.38	17.16	-13.0	-26.38	226.00	Vertical	Horizontal	Pass

# LTE

## 8 LTE Band 2

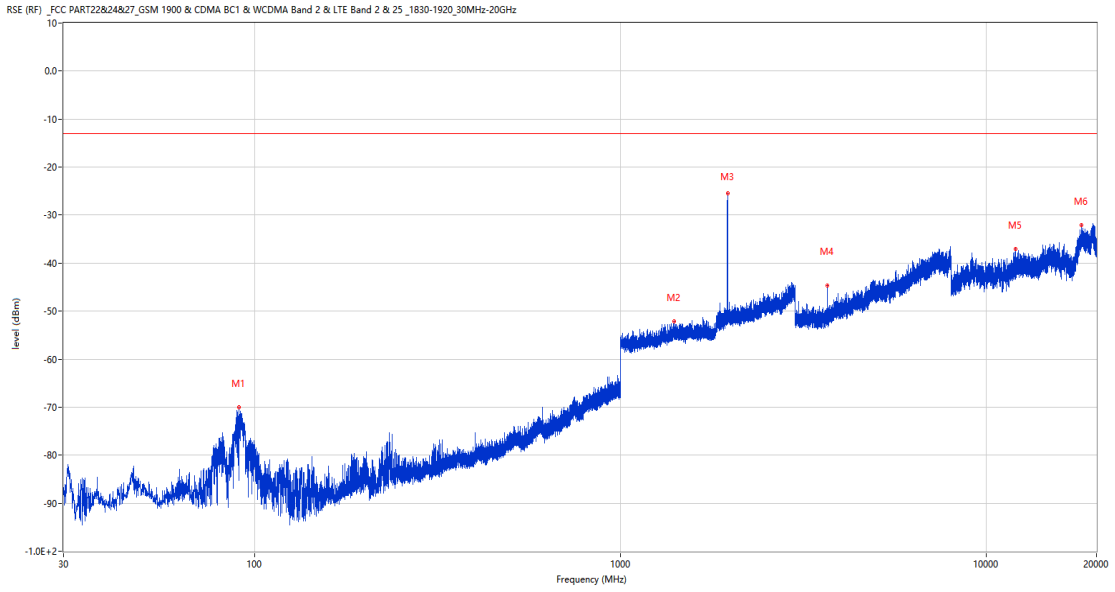
### 8.1 LTE Band 2 BW1.4, Middle Channel

RSE-H&H LTE Band 2 BW1.4 CH18900



Frequency (MHz)	Result (dBm)	Factor (dB)	PK Limit (dBm)	Over Limit (dB)	Table (o)	ANT	EUT	Verdict
88.491	-68.79	-20.50	-13.0	-55.79	169.00	Horizontal	Horizontal	Pass
1428.700	-51.66	0.79	-13.0	-38.66	294.00	Horizontal	Horizontal	Pass
1960.400	-25.58	4.07	-13.0	-12.58	171.00	Horizontal	Horizontal	N/A
3759.250	-40.54	7.59	-13.0	-27.54	169.00	Horizontal	Horizontal	Pass
12019.925	-37.42	17.04	-13.0	-24.42	204.00	Horizontal	Horizontal	Pass
18223.387	-31.38	23.05	-13.0	-18.38	133.00	Horizontal	Horizontal	Pass

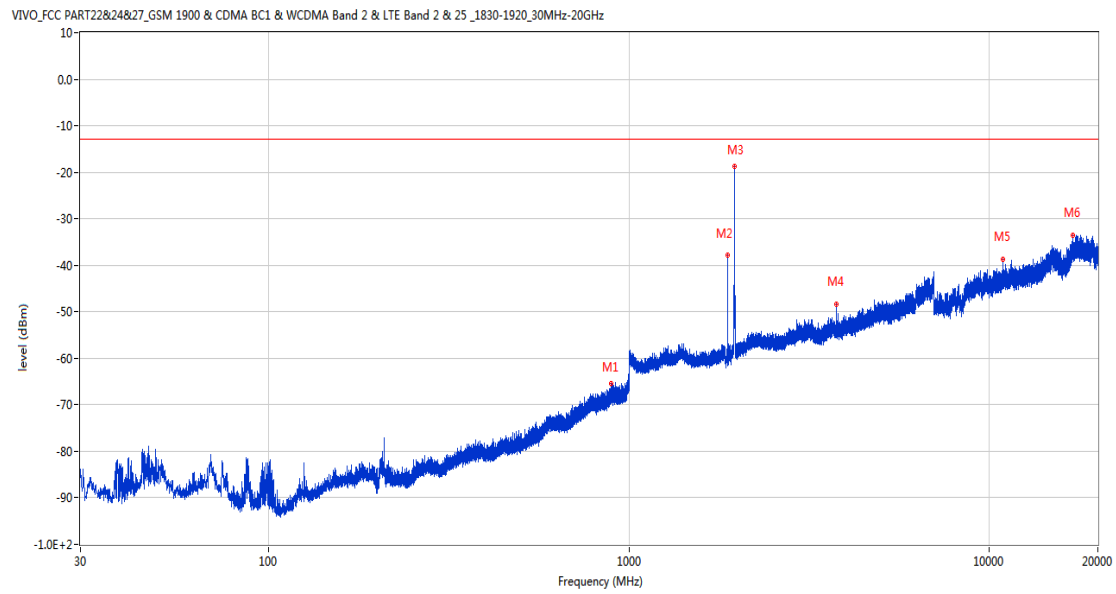
RSE-H&V LTE Band 2 BW1.4 CH18900



Frequency (MHz)	Result (dBm)	Factor (dB)	PK Limit (dBm)	Over Limit (dB)	Table (o)	ANT	EUT	Verdict
90.382	-70.09	-19.67	-13.0	-57.09	329.00	Horizontal	Vertical	Pass
1400.900	-52.12	0.87	-13.0	-39.12	267.00	Horizontal	Vertical	Pass
1960.500	-25.50	4.06	-13.0	-12.50	285.00	Horizontal	Vertical	N/A
3673.750	-44.62	7.26	-13.0	-31.62	270.00	Horizontal	Vertical	Pass
12005.913	-37.11	17.56	-13.0	-24.11	316.00	Horizontal	Vertical	Pass
18177.712	-32.04	23.05	-13.0	-19.04	17.00	Horizontal	Vertical	Pass

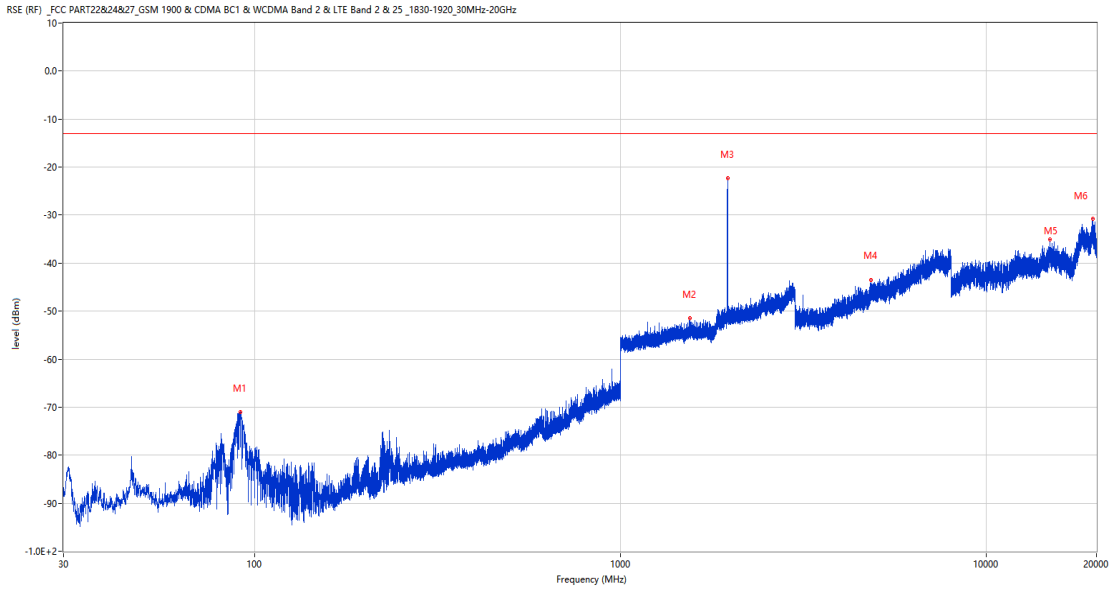
## 8.2 LTE Band 2 BW3, Middle Channel

RSE-H&H LTE Band 2 BW3 CH18900



Frequency (MHz)	Result (dBm)	Factor (dB)	PK Limit (dBm)	Over Limit (dB)	Table (o)	ANT	EUT	Verdict
891.894	-65.45	3.34	-13.0	-52.45	284.00	Horizontal	Horizontal	Pass
1879.100	-37.74	-4.04	-13.0	-24.74	126.00	Horizontal	Horizontal	N/A
1959.800	-18.63	-4.68	-13.0	-5.63	126.00	Horizontal	Horizontal	N/A
3757.800	-48.35	3.62	-13.0	-35.35	344.00	Horizontal	Horizontal	Pass
10885.850	-38.71	17.31	-13.0	-25.71	6.00	Horizontal	Horizontal	Pass
17010.824	-33.66	20.82	-13.0	-20.66	260.00	Horizontal	Horizontal	Pass

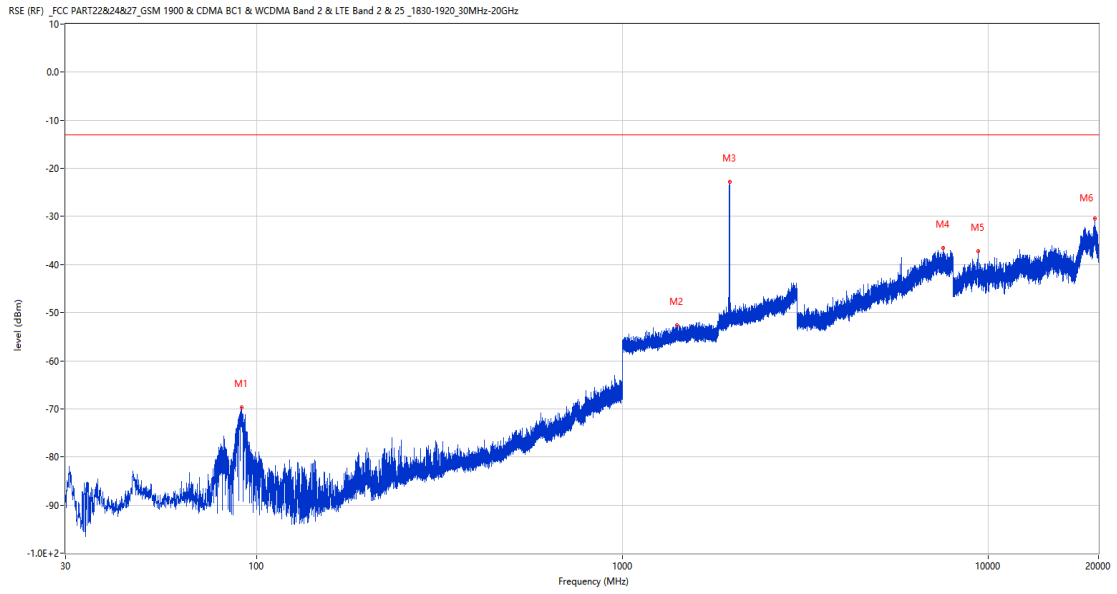
RSE-H&V LTE Band 2 BW3 CH18900



Frequency (MHz)	Result (dBm)	Factor (dB)	PK Limit (dBm)	Over Limit (dB)	Table (o)	ANT	EUT	Verdict
91.401	-71.09	-19.33	-13.0	-58.09	303.00	Horizontal	Vertical	Pass
1549.000	-51.46	1.11	-13.0	-38.46	68.00	Horizontal	Vertical	Pass
1960.500	-22.31	4.06	-13.0	-9.31	217.00	Horizontal	Vertical	N/A
4843.750	-43.59	10.98	-13.0	-30.59	8.00	Horizontal	Vertical	Pass
14935.513	-35.03	20.96	-13.0	-22.03	246.00	Horizontal	Vertical	Pass
19512.437	-30.72	23.16	-13.0	-17.72	155.00	Horizontal	Vertical	Pass

### 8.3 LTE Band 2 BW5, Middle Channel

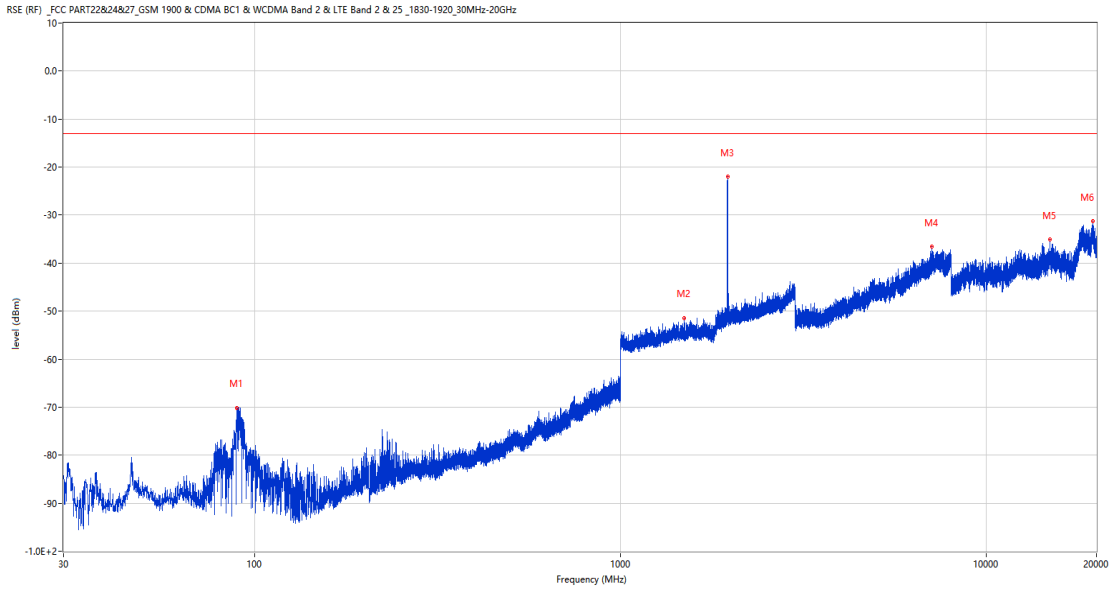
#### RSE-H&H LTE Band 2 BW5 CH18900



Frequency (MHz)	Result (dBm)	Factor (dB)	PK Limit (dBm)	Over Limit (dB)	Table (o)	ANT	EUT	Verdict
90.722	-69.75	-19.56	-13.0	-56.75	321.00	Horizontal	Horizontal	Pass
1409.500	-52.67	0.92	-13.0	-39.67	52.00	Horizontal	Horizontal	Pass
1961.600	-22.73	3.98	-13.0	-9.73	221.00	Horizontal	Horizontal	N/A
7521.000	-36.60	18.17	-13.0	-23.60	105.00	Horizontal	Horizontal	Pass
9388.900	-37.27	15.95	-13.0	-24.27	0.00	Horizontal	Horizontal	Pass
19525.124	-30.40	23.16	-13.0	-17.40	195.00	Horizontal	Horizontal	Pass



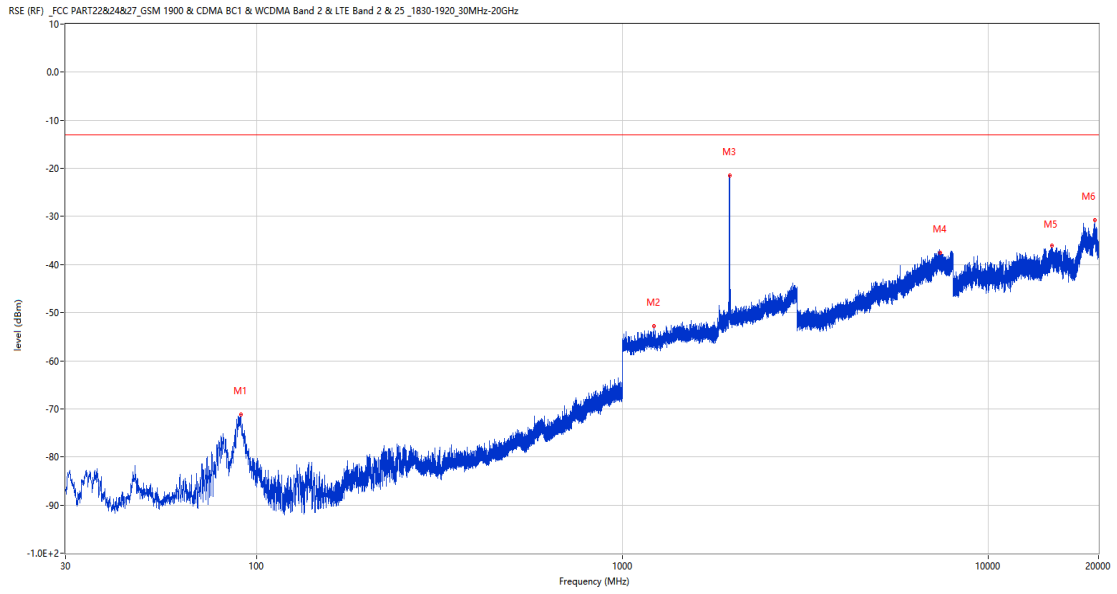
RSE-H&V LTE Band 2 BW5 CH18900



Frequency (MHz)	Result (dBm)	Factor (dB)	PK Limit (dBm)	Over Limit (dB)	Table (o)	ANT	EUT	Verdict
89.461	-70.19	-20.05	-13.0	-57.19	292.00	Horizontal	Vertical	Pass
1491.200	-51.49	0.51	-13.0	-38.49	170.00	Horizontal	Vertical	Pass
1959.900	-21.98	4.11	-13.0	-8.98	225.00	Horizontal	Vertical	N/A
7098.750	-36.60	17.01	-13.0	-23.60	28.00	Horizontal	Vertical	Pass
14918.112	-35.12	20.57	-13.0	-22.12	-3.00	Horizontal	Vertical	Pass
19527.662	-31.26	23.16	-13.0	-18.26	1.00	Horizontal	Vertical	Pass

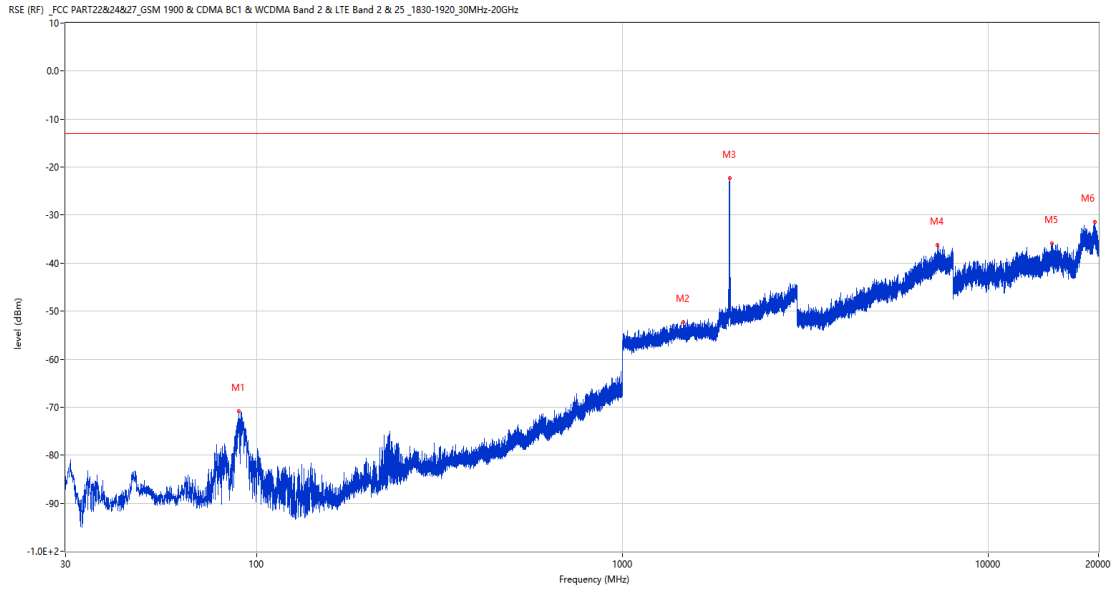
## 8.4 LTE Band 2 BW10, Middle Channel

RSE-H&H LTE Band 2 BW10 CH18900



Frequency (MHz)	Result (dBm)	Factor (dB)	PK Limit (dBm)	Over Limit (dB)	Table (o)	ANT	EUT	Verdict
90.431	-71.13	-19.65	-13.0	-58.13	328.00	Horizontal	Horizontal	Pass
1217.600	-52.82	-0.56	-13.0	-39.82	360.00	Horizontal	Horizontal	Pass
1964.100	-21.56	3.90	-13.0	-8.56	229.00	Horizontal	Horizontal	N/A
7389.500	-37.54	17.40	-13.0	-24.54	208.00	Horizontal	Horizontal	Pass
14914.487	-36.02	20.49	-13.0	-23.02	221.00	Horizontal	Horizontal	Pass
19544.338	-30.82	23.16	-13.0	-17.82	360.00	Horizontal	Horizontal	Pass

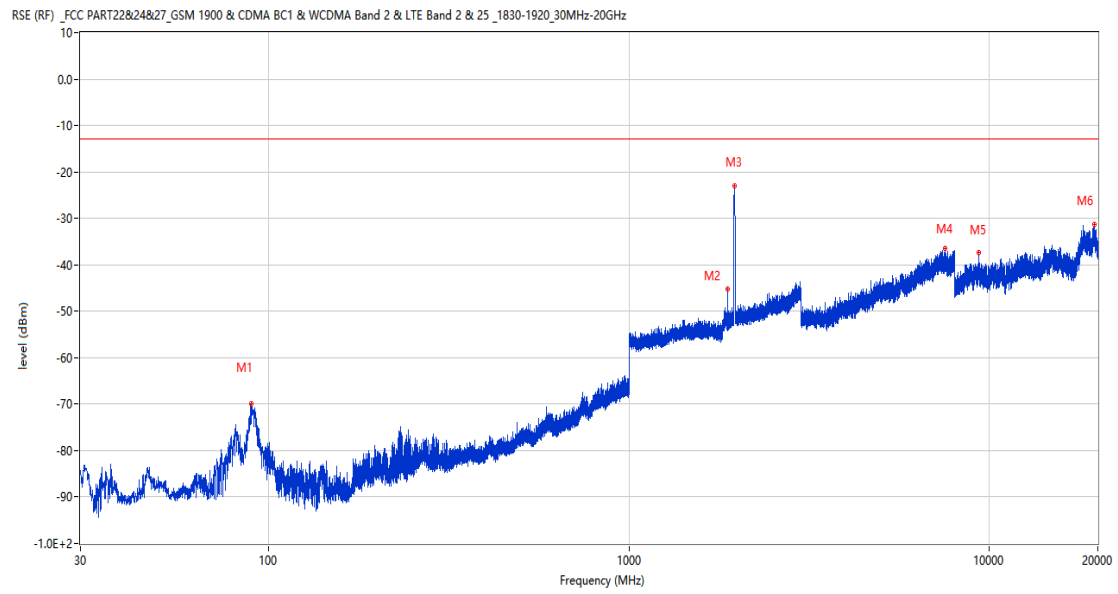
RSE-H&V LTE Band 2 BW10 CH18900



Frequency (MHz)	Result (dBm)	Factor (dB)	PK Limit (dBm)	Over Limit (dB)	Table (o)	ANT	EUT	Verdict
89.315	-70.82	-20.12	-13.0	-57.82	345.00	Horizontal	Vertical	Pass
1464.600	-52.23	0.50	-13.0	-39.23	323.00	Horizontal	Vertical	Pass
1962.800	-22.38	3.91	-13.0	-9.38	198.00	Horizontal	Vertical	N/A
7263.750	-36.28	17.60	-13.0	-23.28	0.00	Horizontal	Vertical	Pass
14890.200	-35.96	20.16	-13.0	-22.96	277.00	Horizontal	Vertical	Pass
19571.161	-31.47	23.17	-13.0	-18.47	24.00	Horizontal	Vertical	Pass

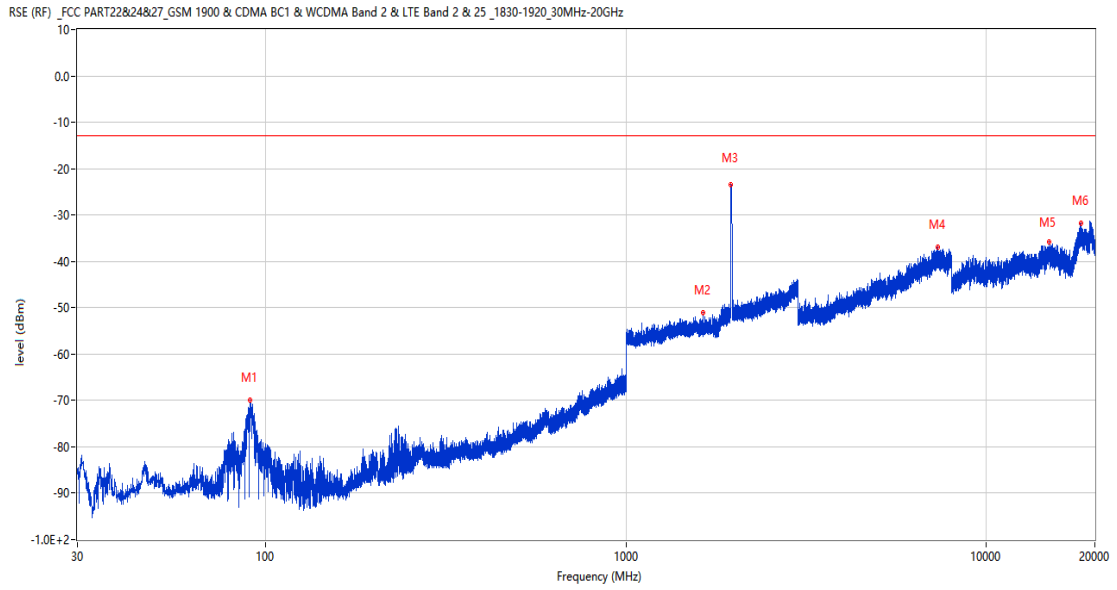
## 8.5 LTE Band 2 BW15, Middle Channel

RSE-H&H LTE Band 2 BW15 CH18900



Frequency (MHz)	Result (dBm)	Factor (dB)	PK Limit (dBm)	Over Limit (dB)	Table (o)	ANT	EUT	Verdict
89.170	-69.95	-20.19	-13.0	-56.95	320.00	Horizontal	Horizontal	Pass
1873.400	-45.31	3.47	-13.0	-32.31	177.00	Horizontal	Horizontal	N/A
1964.100	-22.89	3.90	-13.0	-9.89	209.00	Horizontal	Horizontal	N/A
7551.250	-36.44	17.72	-13.0	-23.44	50.00	Horizontal	Horizontal	Pass
9367.050	-37.41	16.65	-13.0	-24.41	204.00	Horizontal	Horizontal	Pass
19571.161	-31.32	23.17	-13.0	-18.32	164.00	Horizontal	Horizontal	Pass

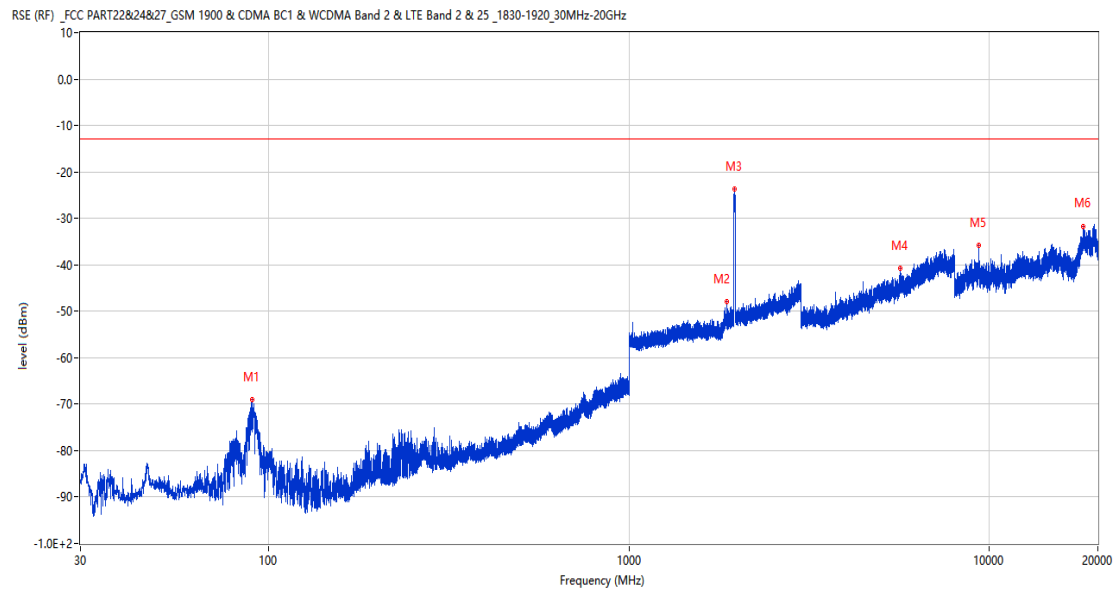
RSE-H&V LTE Band 2 BW15 CH18900



Frequency (MHz)	Result (dBm)	Factor (dB)	PK Limit (dBm)	Over Limit (dB)	Table (o)	ANT	EUT	Verdict
90.285	-69.99	-19.70	-13.0	-56.99	318.00	Horizontal	Vertical	Pass
1633.700	-51.06	0.80	-13.0	-38.06	40.00	Horizontal	Vertical	Pass
1955.800	-23.56	4.07	-13.0	-10.56	193.00	Horizontal	Vertical	N/A
7325.000	-36.97	17.86	-13.0	-23.97	242.00	Horizontal	Vertical	Pass
14941.674	-35.71	21.10	-13.0	-22.71	242.00	Horizontal	Vertical	Pass
18322.713	-31.86	23.06	-13.0	-18.86	133.00	Horizontal	Vertical	Pass

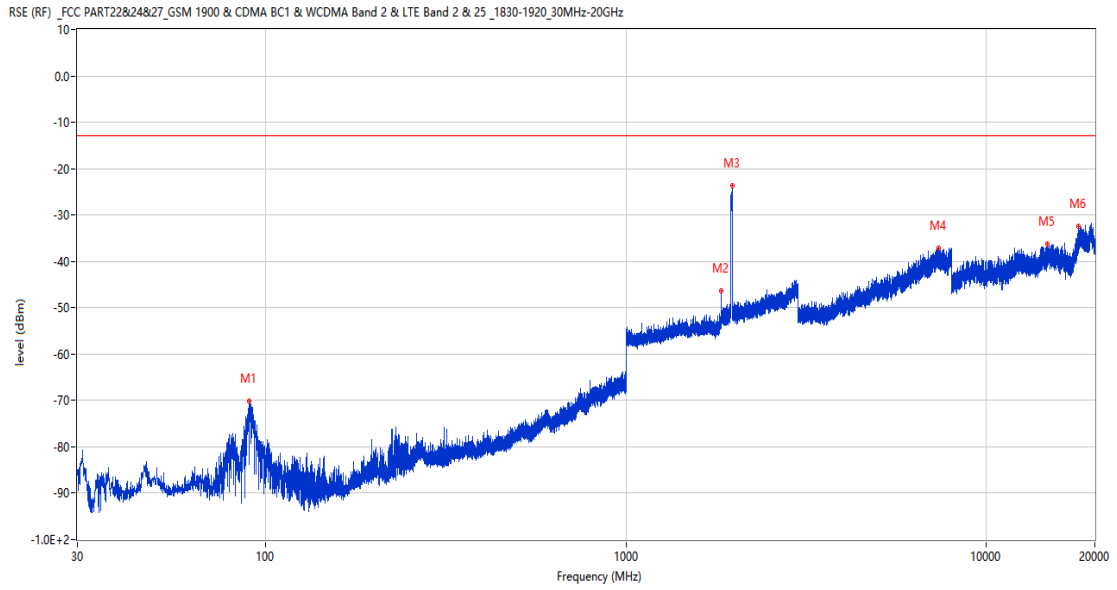
## 8.6 LTE Band 2 BW20, Middle Channel

RSE-H&H LTE Band 2 BW20 CH18900



Frequency (MHz)	Result (dBm)	Factor (dB)	PK Limit (dBm)	Over Limit (dB)	Table (o)	ANT	EUT	Verdict
89.849	-69.03	-19.87	-13.0	-56.03	303.00	Horizontal	Horizontal	Pass
1871.200	-47.97	3.47	-13.0	-34.97	166.00	Horizontal	Horizontal	Pass
1958.900	-23.77	4.16	-13.0	-10.77	191.00	Horizontal	Horizontal	N/A
5667.000	-40.79	13.62	-13.0	-27.79	192.00	Horizontal	Horizontal	Pass
9355.650	-35.82	17.01	-13.0	-22.82	360.00	Horizontal	Horizontal	Pass
18245.501	-31.85	23.05	-13.0	-18.85	98.00	Horizontal	Horizontal	Pass

RSE-H&V LTE Band 2 BW20 CH18900

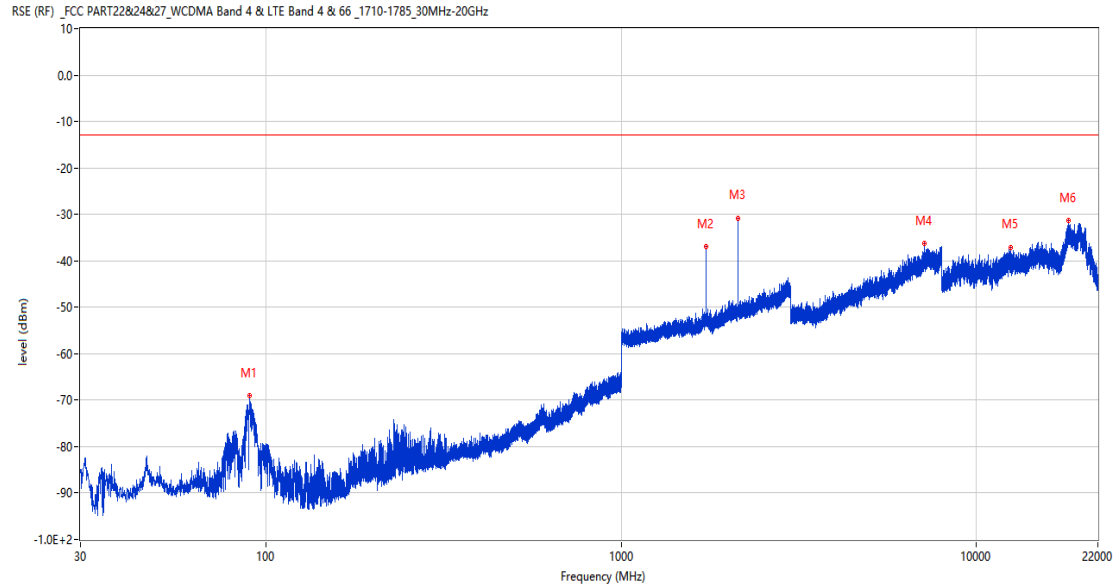


Frequency (MHz)	Result (dBm)	Factor (dB)	PK Limit (dBm)	Over Limit (dB)	Table (o)	ANT	EUT	Verdict
89.994	-70.20	-19.80	-13.0	-57.20	308.00	Horizontal	Vertical	Pass
1833.700	-46.43	2.43	-13.0	-33.43	88.00	Horizontal	Vertical	Pass
1968.200	-23.75	4.00	-13.0	-10.75	199.00	Horizontal	Vertical	N/A
7352.000	-37.24	18.31	-13.0	-24.24	125.00	Horizontal	Vertical	Pass
14790.513	-36.20	19.94	-13.0	-23.20	224.00	Horizontal	Vertical	Pass
18017.849	-32.49	23.03	-13.0	-19.49	128.00	Horizontal	Vertical	Pass

## 9 LTE Band 4

### 9.1 LTE Band 4 BW1.4, Middle Channel

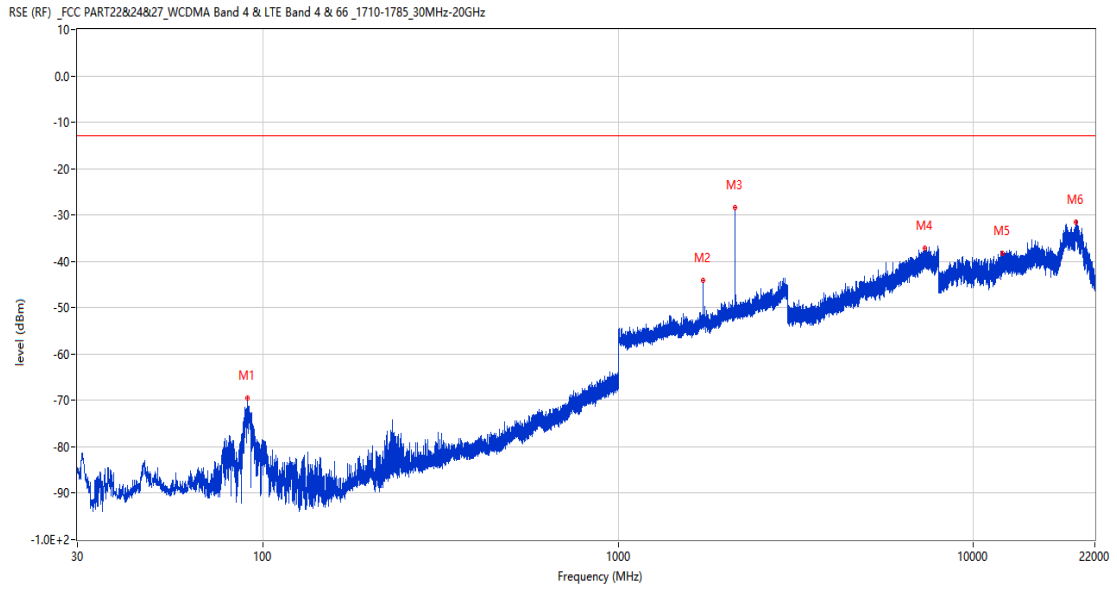
RSE-H&H LTE Band 4 BW1.4 CH20175



Frequency (MHz)	Result (dBm)	Factor (dB)	PK Limit (dBm)	Over Limit (dB)	Table (o)	ANT	EUT	Verdict
89.897	-69.00	-19.84	-13.0	-56.00	305.00	Horizontal	Horizontal	Pass
1732.400	-36.99	2.63	-13.0	-23.99	162.00	Horizontal	Horizontal	N/A
2132.500	-30.75	4.71	-13.0	-17.75	210.00	Horizontal	Horizontal	N/A
7130.500	-36.25	17.40	-13.0	-23.25	44.00	Horizontal	Horizontal	Pass
12521.525	-37.13	17.40	-13.0	-24.13	229.00	Horizontal	Horizontal	Pass
18232.938	-31.34	23.05	-13.0	-18.34	143.00	Horizontal	Horizontal	Pass



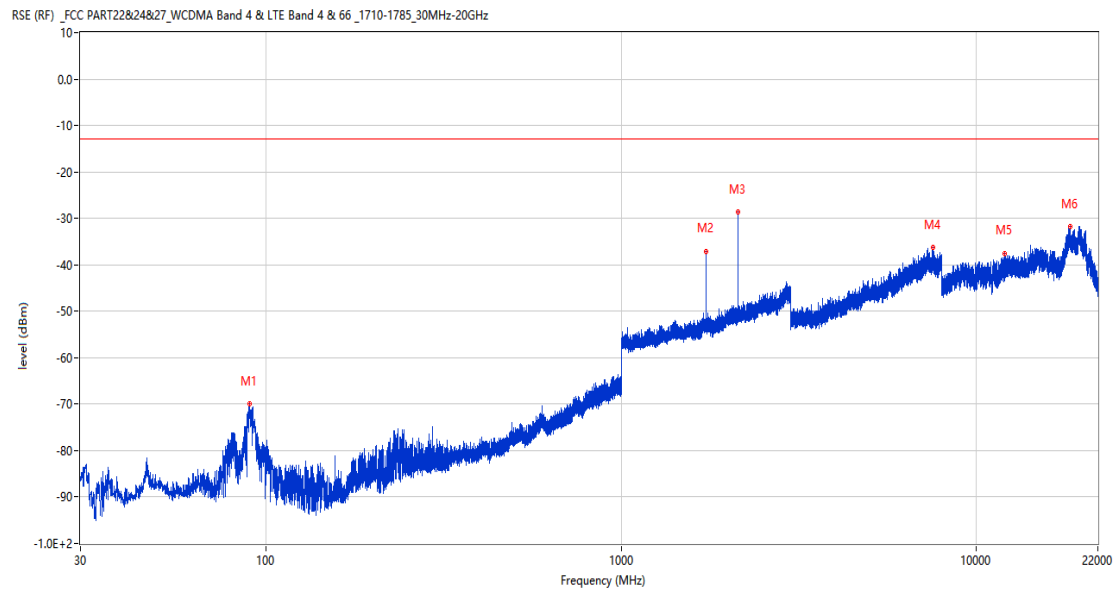
RSE-H&V LTE Band 4 BW1.4 CH20175



Frequency (MHz)	Result (dBm)	Factor (dB)	PK Limit (dBm)	Over Limit (dB)	Table (o)	ANT	EUT	Verdict
90.334	-69.53	-19.68	-13.0	-56.53	323.00	Horizontal	Vertical	Pass
1732.200	-44.21	2.63	-13.0	-31.21	202.00	Horizontal	Vertical	N/A
2132.700	-28.39	4.70	-13.0	-15.39	290.00	Horizontal	Vertical	N/A
7305.750	-37.19	17.95	-13.0	-24.19	52.00	Horizontal	Vertical	Pass
12103.050	-38.28	16.85	-13.0	-25.28	108.00	Horizontal	Vertical	Pass
19495.100	-31.60	23.16	-13.0	-18.60	242.00	Horizontal	Vertical	Pass

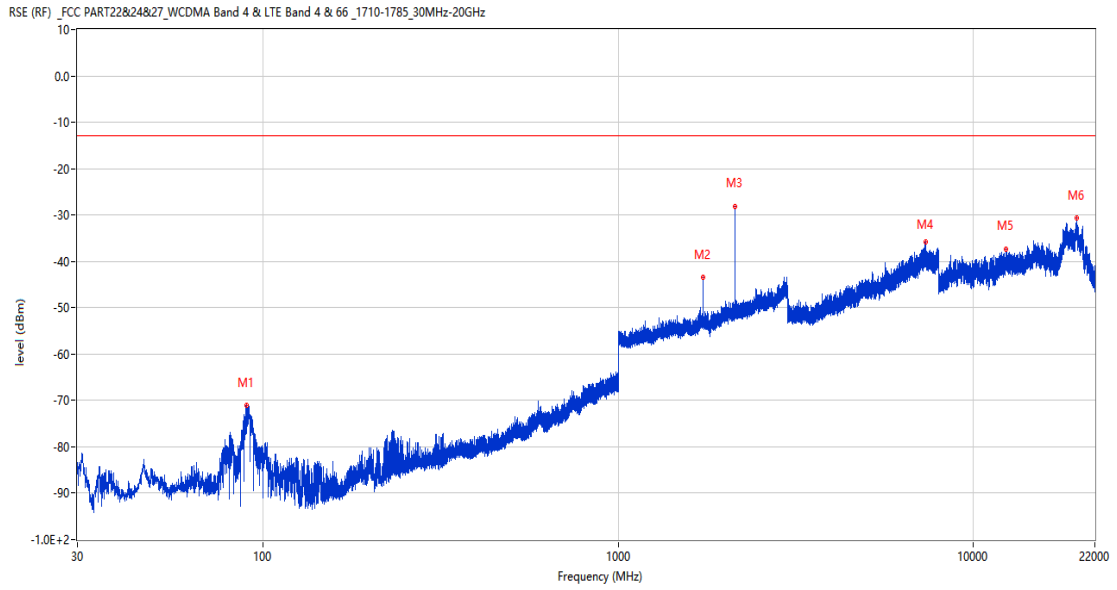
## 9.2 LTE Band 4 BW3, Middle Channel

RSE-H&H LTE Band 4 BW3 CH20175



Frequency (MHz)	Result (dBm)	Factor (dB)	PK Limit (dBm)	Over Limit (dB)	Table (o)	ANT	EUT	Verdict
89.606	-69.97	-19.98	-13.0	-56.97	316.00	Horizontal	Horizontal	Pass
1731.400	-37.22	2.63	-13.0	-24.22	166.00	Horizontal	Horizontal	N/A
2133.300	-28.65	4.68	-13.0	-15.65	216.00	Horizontal	Horizontal	N/A
7534.750	-36.33	17.78	-13.0	-23.33	292.00	Horizontal	Horizontal	Pass
12004.250	-37.61	17.62	-13.0	-24.61	116.00	Horizontal	Horizontal	Pass
18413.312	-31.76	23.07	-13.0	-18.76	138.00	Horizontal	Horizontal	Pass

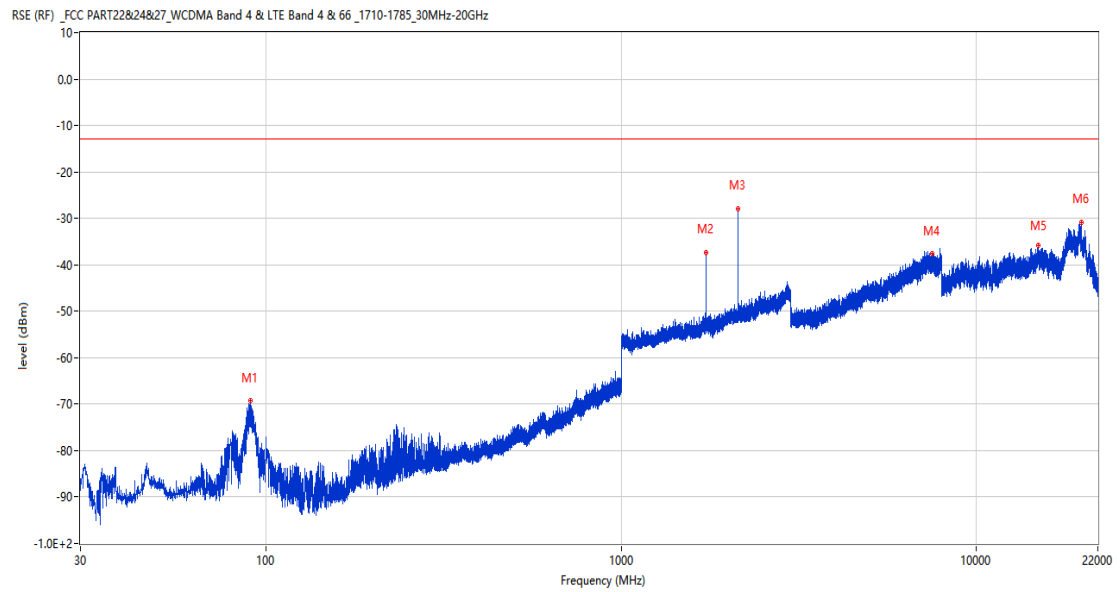
RSE-H&V LTE Band 4 BW3 CH20175



Frequency (MHz)	Result (dBm)	Factor (dB)	PK Limit (dBm)	Over Limit (dB)	Table (o)	ANT	EUT	Verdict
89.800	-71.03	-19.89	-13.0	-58.03	297.00	Horizontal	Vertical	Pass
1731.500	-43.49	2.63	-13.0	-30.49	0.00	Horizontal	Vertical	N/A
2132.800	-28.25	4.70	-13.0	-15.25	141.00	Horizontal	Vertical	N/A
7333.250	-35.81	18.06	-13.0	-22.81	327.00	Horizontal	Vertical	Pass
12390.187	-37.36	17.33	-13.0	-24.36	163.00	Horizontal	Vertical	Pass
19575.114	-30.71	23.17	-13.0	-17.71	278.00	Horizontal	Vertical	Pass

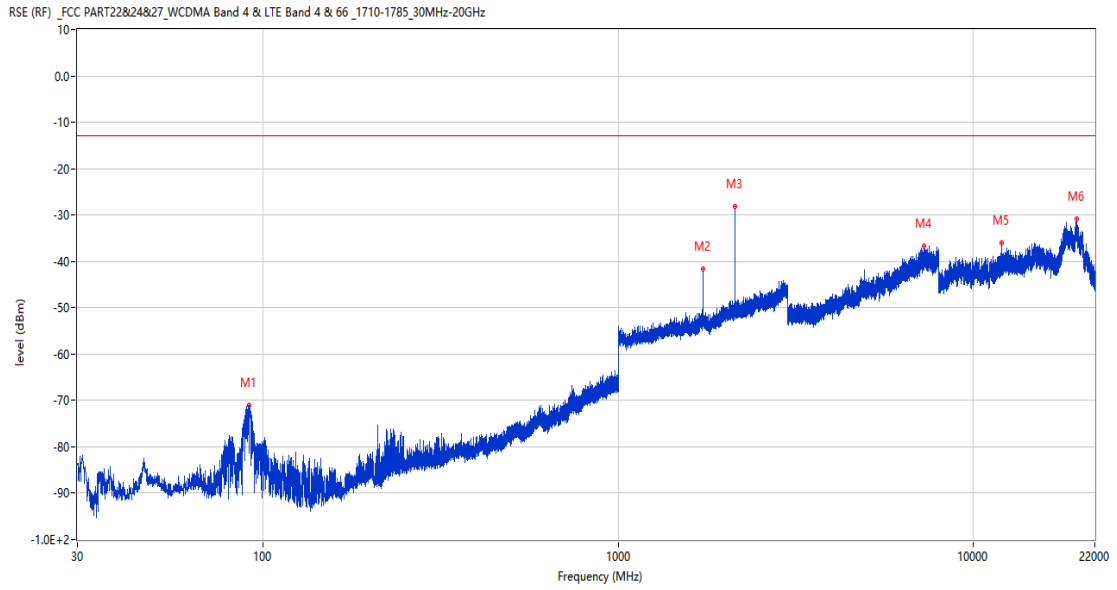
### 9.3 LTE Band 4 BW5, Middle Channel

RSE-H&H LTE Band 4 BW5 CH20175



Frequency (MHz)	Result (dBm)	Factor (dB)	PK Limit (dBm)	Over Limit (dB)	Table (o)	ANT	EUT	Verdict
90.140	-69.25	-19.75	-13.0	-56.25	333.00	Horizontal	Horizontal	Pass
1730.500	-37.45	2.63	-13.0	-24.45	157.00	Horizontal	Horizontal	N/A
2131.400	-27.88	4.74	-13.0	-14.88	201.00	Horizontal	Horizontal	N/A
7523.500	-37.59	18.21	-13.0	-24.59	52.00	Horizontal	Horizontal	Pass
14942.713	-35.82	21.13	-13.0	-22.82	285.00	Horizontal	Horizontal	Pass
19773.989	-30.94	23.18	-13.0	-17.94	141.00	Horizontal	Horizontal	Pass

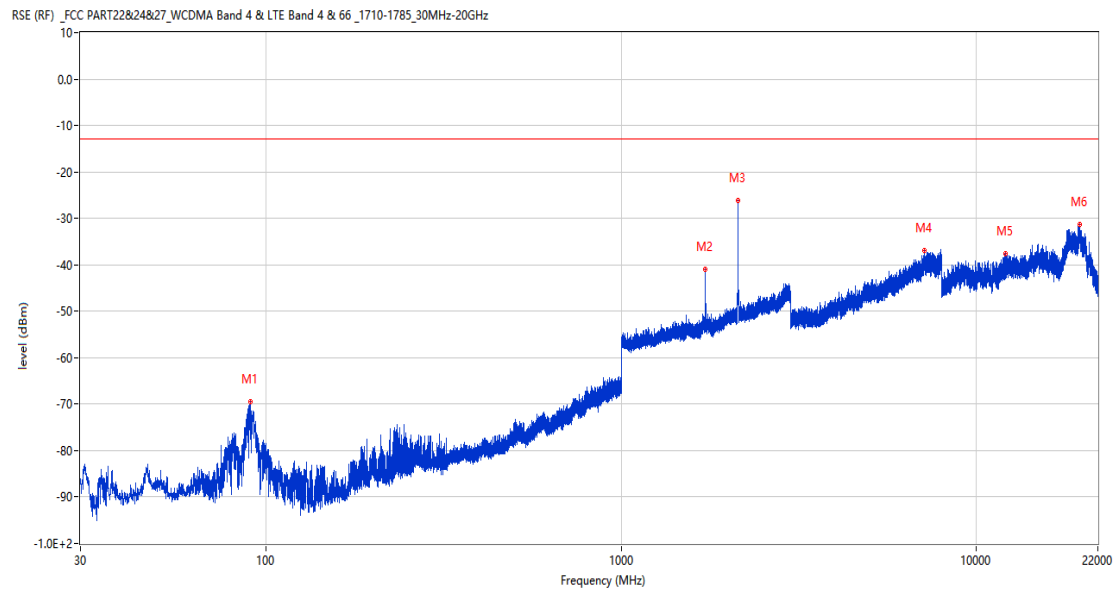
RSE-H&V LTE Band 4 BW5 CH20175



Frequency (MHz)	Result (dBm)	Factor (dB)	PK Limit (dBm)	Over Limit (dB)	Table (o)	ANT	EUT	Verdict
91.207	-71.06	-19.40	-13.0	-58.06	324.00	Horizontal	Vertical	Pass
1730.600	-41.65	2.63	-13.0	-28.65	9.00	Horizontal	Vertical	N/A
2134.000	-28.27	4.67	-13.0	-15.27	209.00	Horizontal	Vertical	N/A
7245.250	-36.79	17.88	-13.0	-23.79	361.00	Horizontal	Vertical	Pass
12016.600	-36.09	17.17	-13.0	-23.09	351.00	Horizontal	Vertical	Pass
19518.687	-30.91	23.16	-13.0	-17.91	313.00	Horizontal	Vertical	Pass

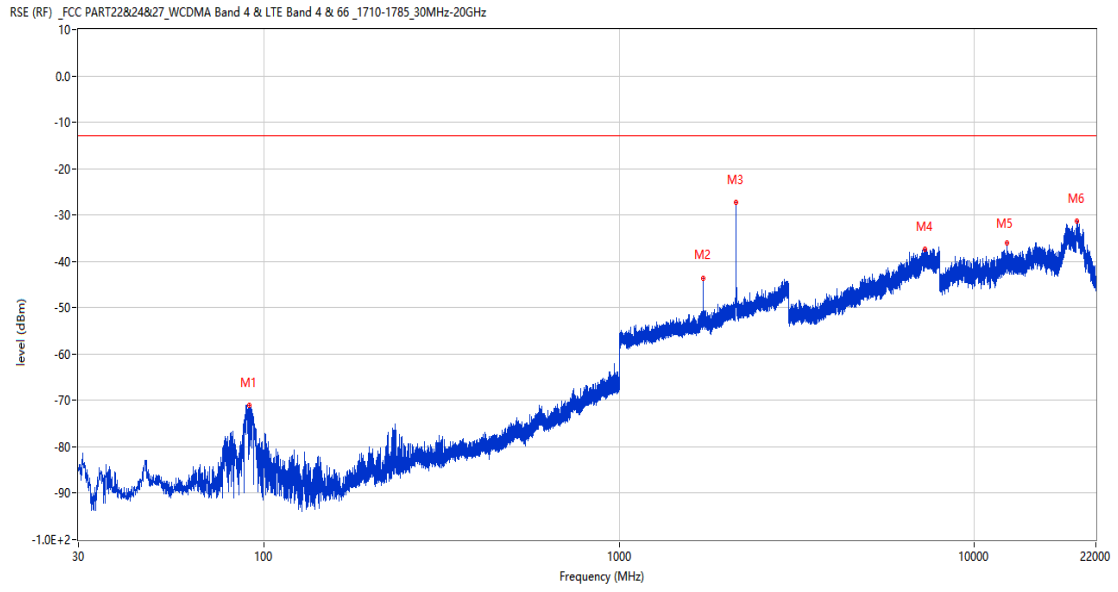
## 9.4 LTE Band 4 BW10, Middle Channel

RSE-H&H LTE Band 4 BW10 CH20175



Frequency (MHz)	Result (dBm)	Factor (dB)	PK Limit (dBm)	Over Limit (dB)	Table (o)	ANT	EUT	Verdict
90.188	-69.45	-19.73	-13.0	-56.45	308.00	Horizontal	Horizontal	Pass
1728.200	-40.97	2.64	-13.0	-27.97	360.00	Horizontal	Horizontal	N/A
2132.100	-26.13	4.72	-13.0	-13.13	140.00	Horizontal	Horizontal	N/A
7132.500	-36.99	17.42	-13.0	-23.99	115.00	Horizontal	Horizontal	Pass
12093.787	-37.64	16.72	-13.0	-24.64	283.00	Horizontal	Horizontal	Pass
19573.262	-31.34	23.17	-13.0	-18.34	337.00	Horizontal	Horizontal	Pass

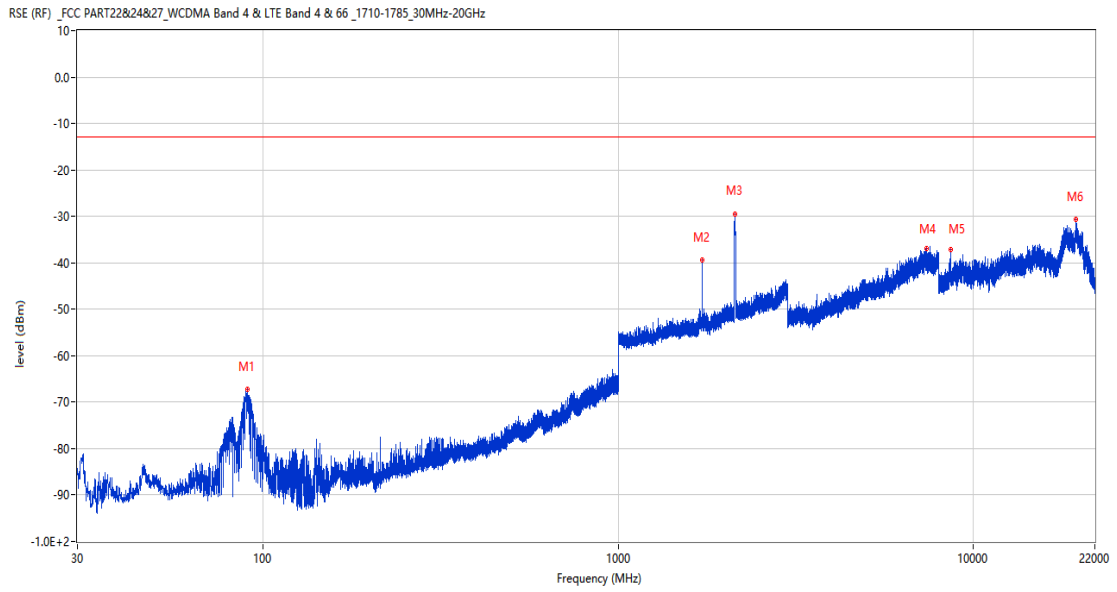
RSE-H&V LTE Band 4 BW10 CH20175



Frequency (MHz)	Result (dBm)	Factor (dB)	PK Limit (dBm)	Over Limit (dB)	Table (o)	ANT	EUT	Verdict
90.965	-71.03	-19.48	-13.0	-58.03	332.00	Horizontal	Vertical	Pass
1728.400	-43.65	2.64	-13.0	-30.65	197.00	Horizontal	Vertical	N/A
2130.100	-27.31	4.72	-13.0	-14.31	121.00	Horizontal	Vertical	N/A
7272.000	-37.41	17.80	-13.0	-24.41	40.00	Horizontal	Vertical	Pass
12389.474	-35.98	17.33	-13.0	-22.98	12.00	Horizontal	Vertical	Pass
19493.712	-31.28	23.16	-13.0	-18.28	25.00	Horizontal	Vertical	Pass

## 9.5 LTE Band 4 BW15, Middle Channel

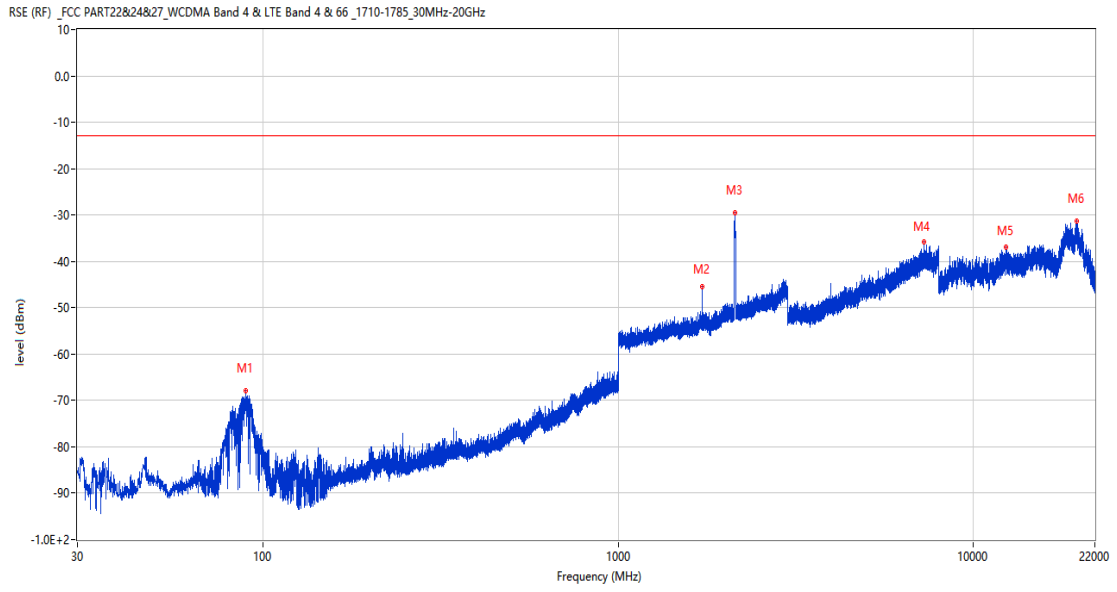
RSE-H&H LTE Band 4 BW15 CH20175



Frequency (MHz)	Result (dBm)	Factor (dB)	PK Limit (dBm)	Over Limit (dB)	Table (o)	ANT	EUT	Verdict
90.479	-67.31	-19.64	-13.0	-54.31	139.00	Horizontal	Horizontal	Pass
1726.000	-39.47	2.65	-13.0	-26.47	101.00	Horizontal	Horizontal	N/A
2129.200	-29.56	4.69	-13.0	-16.56	305.00	Horizontal	Horizontal	N/A
7407.500	-36.92	17.46	-13.0	-23.92	113.00	Horizontal	Horizontal	Pass
8663.338	-37.14	15.50	-13.0	-24.14	53.00	Horizontal	Horizontal	Pass
19454.401	-30.68	23.16	-13.0	-17.68	164.00	Horizontal	Horizontal	Pass



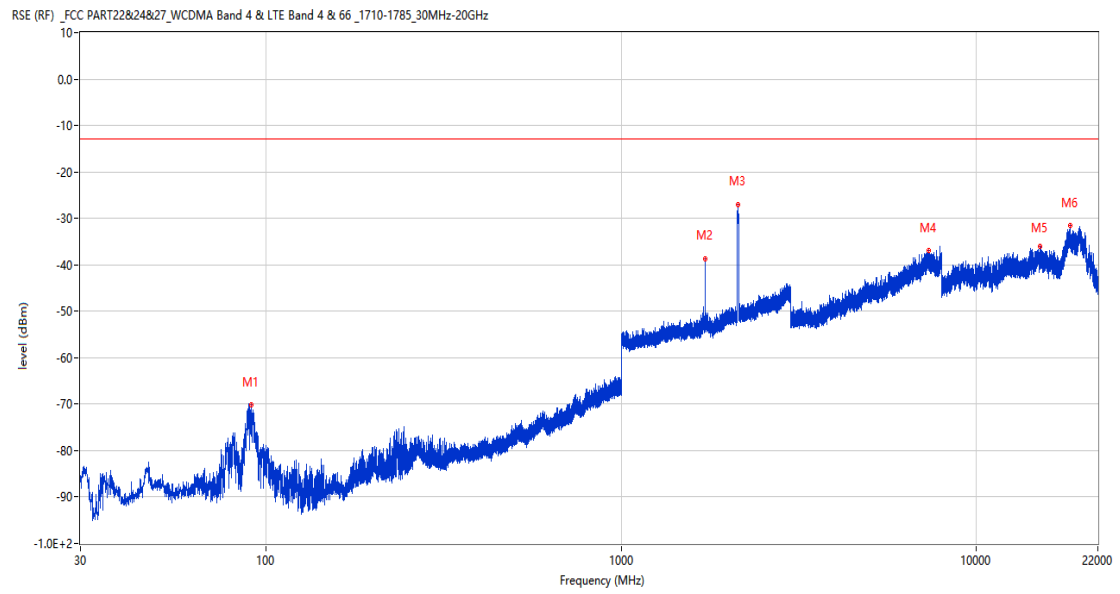
RSE-H&V LTE Band 4 BW15 CH20175



Frequency (MHz)	Result (dBm)	Factor (dB)	PK Limit (dBm)	Over Limit (dB)	Table (o)	ANT	EUT	Verdict
89.218	-68.00	-20.17	-13.0	-55.00	132.00	Horizontal	Vertical	Pass
1726.000	-45.51	2.65	-13.0	-32.51	323.00	Horizontal	Vertical	N/A
2129.200	-29.57	4.69	-13.0	-16.57	245.00	Horizontal	Vertical	N/A
7253.500	-35.81	17.59	-13.0	-22.81	284.00	Horizontal	Vertical	Pass
12352.900	-36.98	17.47	-13.0	-23.98	128.00	Horizontal	Vertical	Pass
19544.588	-31.34	23.16	-13.0	-18.34	46.00	Horizontal	Vertical	Pass

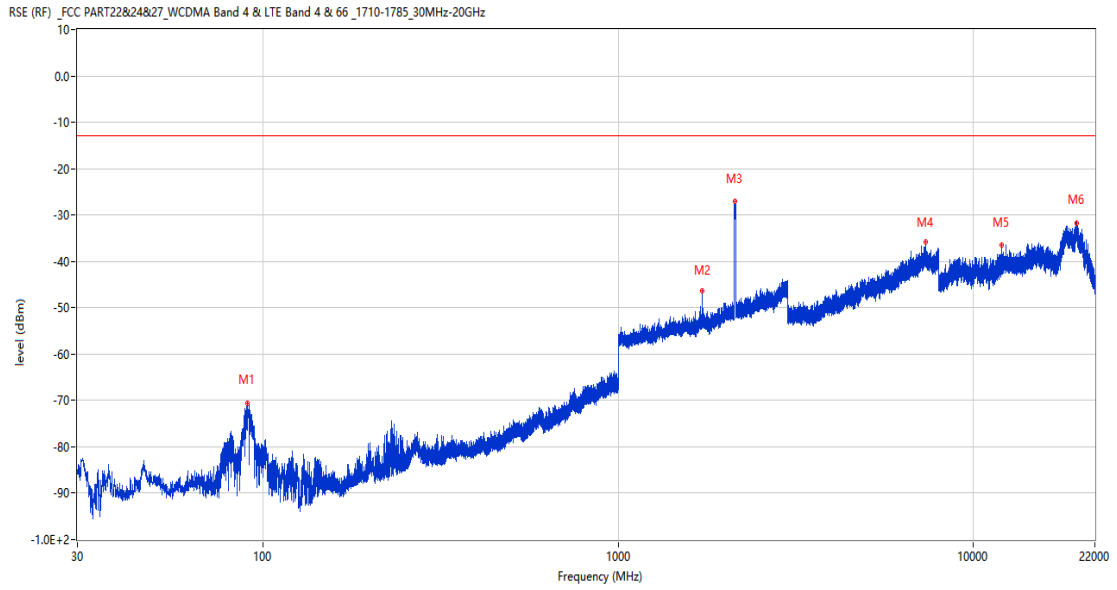
## 9.6 LTE Band 4 BW20, Middle Channel

RSE-H&H LTE Band 4 BW20 CH20175



Frequency (MHz)	Result (dBm)	Factor (dB)	PK Limit (dBm)	Over Limit (dB)	Table (o)	ANT	EUT	Verdict
90.965	-70.14	-19.48	-13.0	-57.14	315.00	Horizontal	Horizontal	Pass
1723.800	-38.77	2.66	-13.0	-25.77	186.00	Horizontal	Horizontal	N/A
2131.100	-26.97	4.74	-13.0	-13.97	216.00	Horizontal	Horizontal	N/A
7330.750	-36.95	17.89	-13.0	-23.95	204.00	Horizontal	Horizontal	Pass
15100.888	-36.02	20.34	-13.0	-23.02	116.00	Horizontal	Horizontal	Pass
18373.538	-31.43	23.06	-13.0	-18.43	0.00	Horizontal	Horizontal	Pass

RSE-H&V LTE Band 4 BW20 CH20175

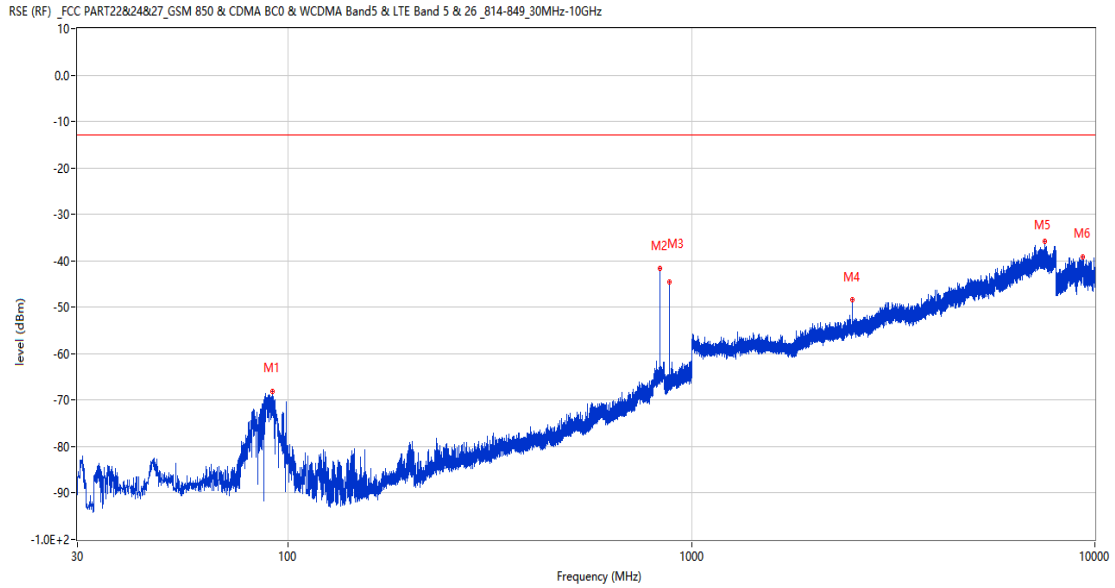


Frequency (MHz)	Result (dBm)	Factor (dB)	PK Limit (dBm)	Over Limit (dB)	Table (o)	ANT	EUT	Verdict
90.479	-70.65	-19.64	-13.0	-57.65	305.00	Horizontal	Vertical	Pass
1724.000	-46.44	2.66	-13.0	-33.44	184.00	Horizontal	Vertical	N/A
2134.200	-27.00	4.67	-13.0	-14.00	206.00	Horizontal	Vertical	N/A
7336.000	-35.82	17.97	-13.0	-22.82	328.00	Horizontal	Vertical	Pass
12009.950	-36.52	17.41	-13.0	-23.52	33.00	Horizontal	Vertical	Pass
19529.787	-31.87	23.16	-13.0	-18.87	111.00	Horizontal	Vertical	Pass

## 10 LTE Band 5

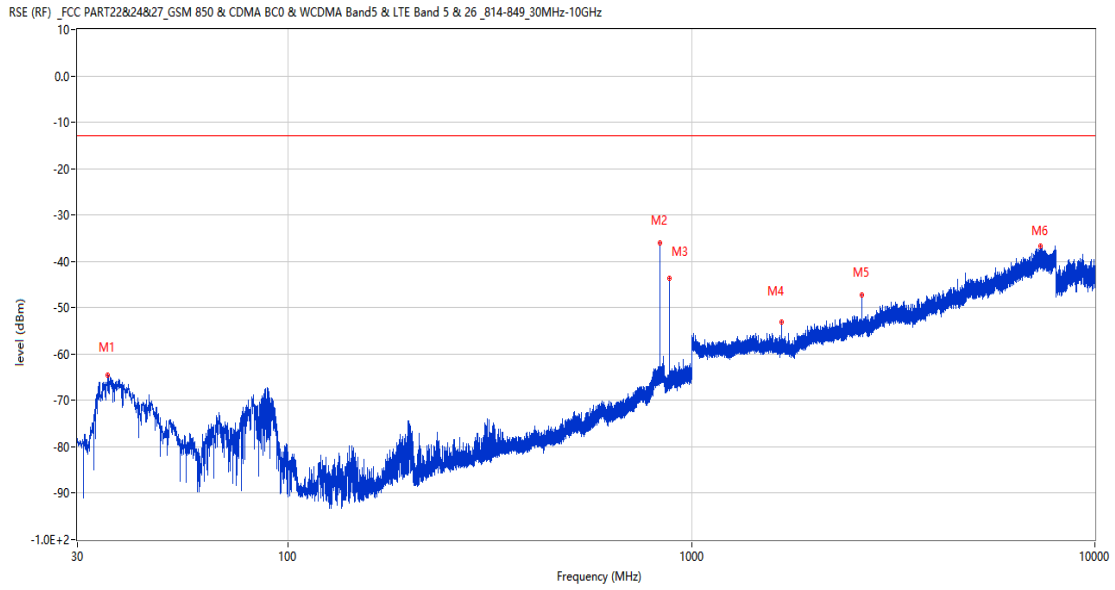
### 10.1 LTE Band 5 BW1.4, Middle Channel

RSE-H&V LTE Band 5 BW1.4 CH20525



Frequency (MHz)	Result (dBm)	Factor (dB)	PK Limit (dBm)	Over Limit (dB)	Table (o)	ANT	EUT	Verdict
91.159	-68.03	-18.86	-13.0	-55.03	319.00	Horizontal	Vertical	Pass
836.070	-41.63	5.91	-13.0	-28.63	299.00	Horizontal	Vertical	N/A
881.806	-44.59	3.98	-13.0	-31.59	216.00	Horizontal	Vertical	N/A
2508.400	-48.46	1.54	-13.0	-35.46	360.00	Horizontal	Vertical	Pass
7523.500	-35.90	18.21	-13.0	-22.90	360.00	Horizontal	Vertical	Pass
9345.700	-39.11	17.15	-13.0	-26.11	93.00	Horizontal	Vertical	Pass

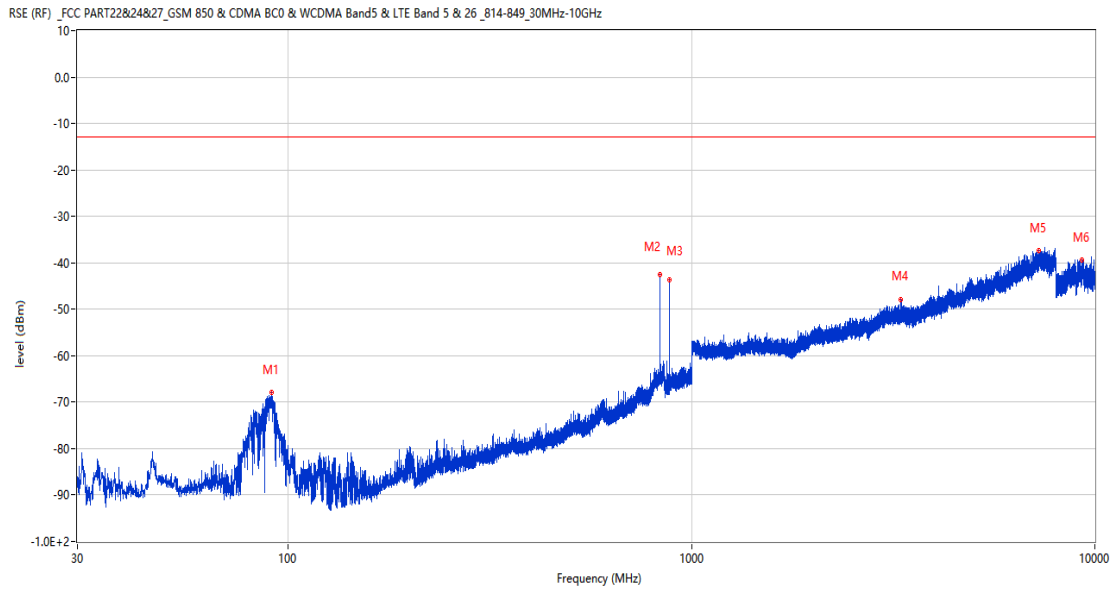
RSE-V&V LTE Band 5 BW1.4 CH20525



Frequency (MHz)	Result (dBm)	Factor (dB)	PK Limit (dBm)	Over Limit (dB)	Table (o)	ANT	EUT	Verdict
35.723	-64.64	-20.27	-13.0	-51.64	199.00	Vertical	Vertical	Pass
836.022	-36.11	5.91	-13.0	-23.11	212.00	Vertical	Vertical	N/A
881.417	-43.62	3.96	-13.0	-30.62	49.00	Vertical	Vertical	N/A
1672.400	-53.08	-3.31	-13.0	-40.08	281.00	Vertical	Vertical	Pass
2648.900	-47.23	2.16	-13.0	-34.23	115.00	Vertical	Vertical	Pass
7334.500	-36.69	18.03	-13.0	-23.69	76.00	Vertical	Vertical	Pass

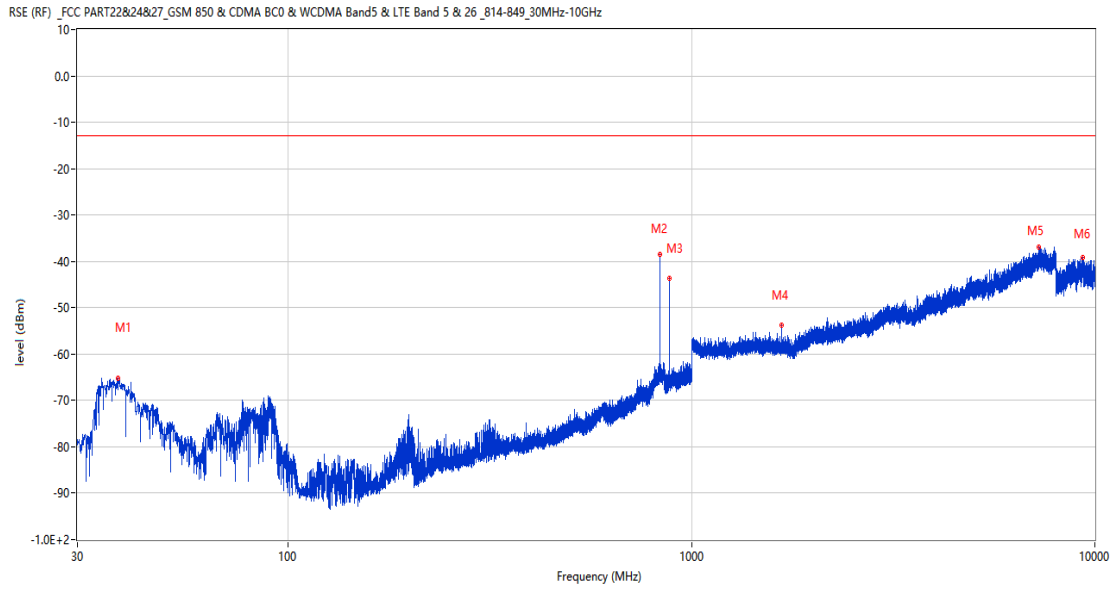
## 10.2 LTE Band 5 BW3, Middle Channel

RSE-H&V LTE Band 5 BW3 CH20525



Frequency (MHz)	Result (dBm)	Factor (dB)	PK Limit (dBm)	Over Limit (dB)	Table (o)	ANT	EUT	Verdict
90.916	-67.90	-18.96	-13.0	-54.90	318.00	Horizontal	Vertical	Pass
835.197	-42.51	5.87	-13.0	-29.51	318.00	Horizontal	Vertical	N/A
881.078	-43.67	3.94	-13.0	-30.67	215.00	Horizontal	Vertical	N/A
3305.750	-47.96	6.54	-13.0	-34.96	360.00	Horizontal	Vertical	Pass
7274.500	-37.43	18.00	-13.0	-24.43	318.00	Horizontal	Vertical	Pass
9295.400	-39.40	16.57	-13.0	-26.40	169.00	Horizontal	Vertical	Pass

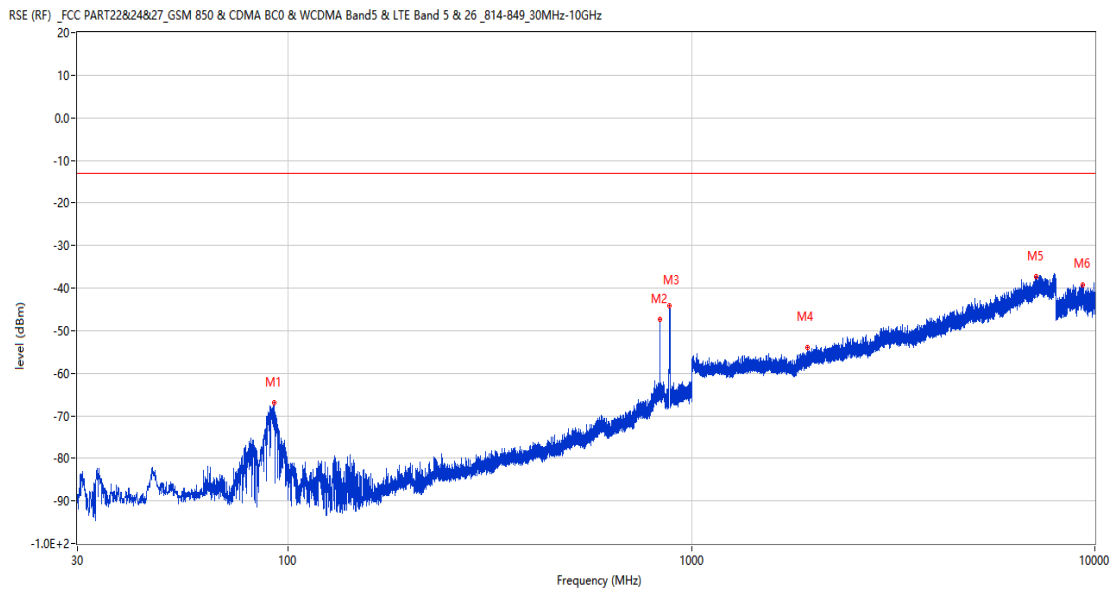
RSE-V&V LTE Band 5 BW3 CH20525



Frequency (MHz)	Result (dBm)	Factor (dB)	PK Limit (dBm)	Over Limit (dB)	Table (o)	ANT	EUT	Verdict
37.760	-65.31	-18.86	-13.0	-52.31	290.00	Vertical	Vertical	Pass
835.294	-38.49	5.87	-13.0	-25.49	199.00	Vertical	Vertical	N/A
882.145	-43.57	4.00	-13.0	-30.57	69.00	Vertical	Vertical	N/A
1670.600	-53.70	-3.23	-13.0	-40.70	272.00	Vertical	Vertical	Pass
7246.000	-36.90	17.83	-13.0	-23.90	273.00	Vertical	Vertical	Pass
9330.700	-39.09	17.01	-13.0	-26.09	39.00	Vertical	Vertical	Pass

### 10.3 LTE Band 5 BW5, Middle Channel

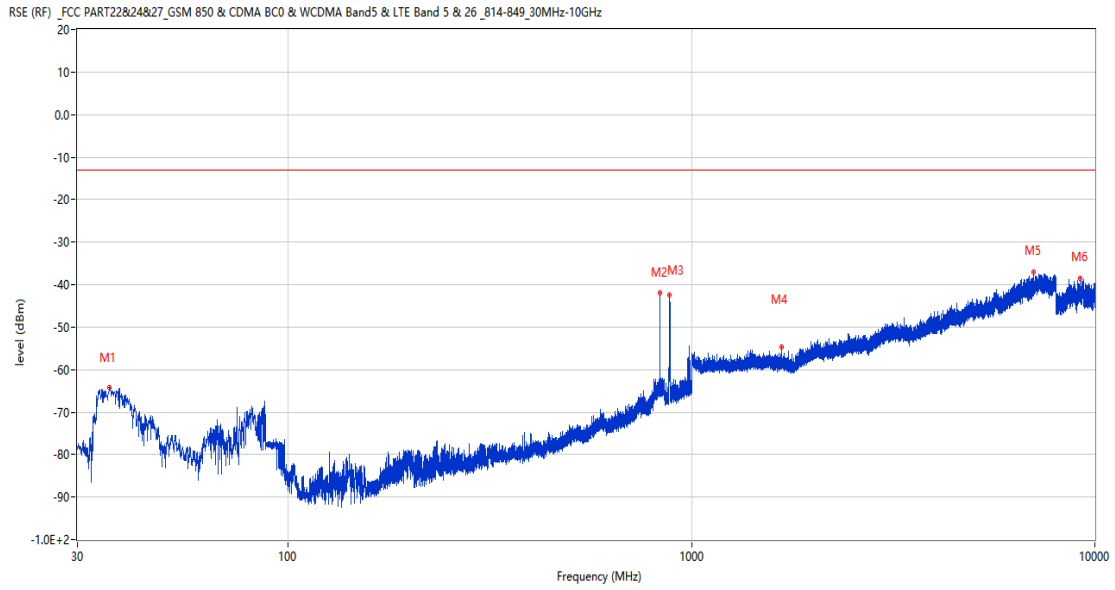
RSE-H&V LTE Band 5 BW5 CH20525



Frequency (MHz)	Result (dBm)	Factor (dB)	PK Limit (dBm)	Over Limit (dB)	Table (o)	ANT	EUT	Verdict
92.177	-67.01	-18.57	-13.0	-54.01	143.00	Horizontal	Vertical	Pass
834.372	-47.36	5.83	-13.0	-34.36	197.00	Horizontal	Vertical	N/A
883.067	-44.21	4.05	-13.0	-31.21	235.00	Horizontal	Vertical	N/A
1936.900	-54.08	-2.06	-13.0	-41.08	284.00	Horizontal	Vertical	Pass
7143.750	-37.40	17.50	-13.0	-24.40	108.00	Horizontal	Vertical	Pass
9324.200	-39.35	16.95	-13.0	-26.35	304.00	Horizontal	Vertical	Pass



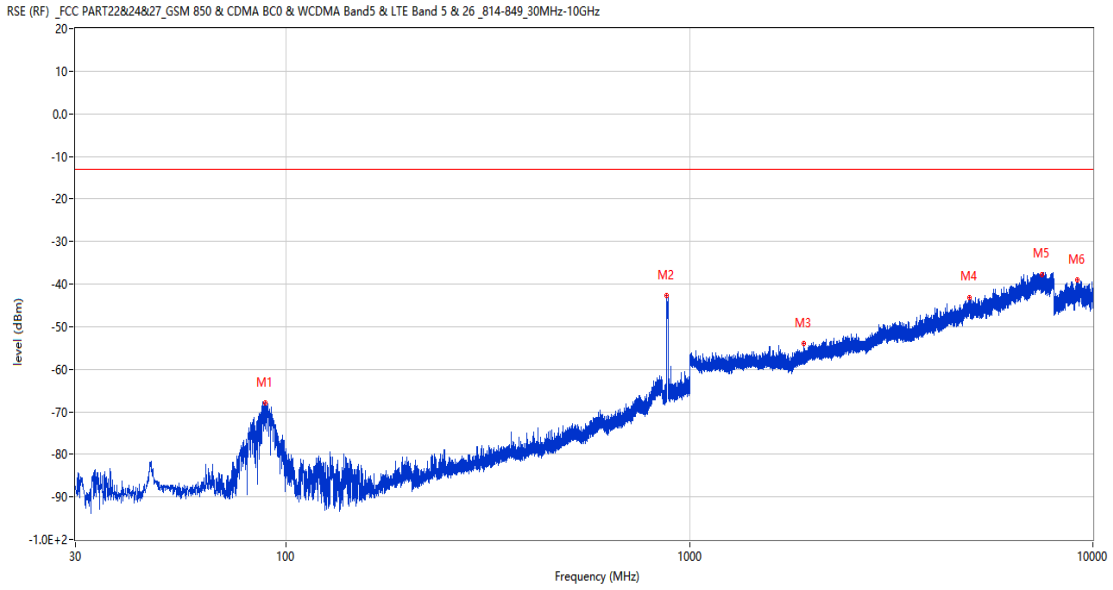
RSE-V&V LTE Band 5 BW5 CH20525



Frequency (MHz)	Result (dBm)	Factor (dB)	PK Limit (dBm)	Over Limit (dB)	Table (o)	ANT	EUT	Verdict
36.062	-64.15	-19.61	-13.0	-51.15	153.00	Vertical	Vertical	Pass
834.276	-41.92	5.83	-13.0	-28.92	196.00	Vertical	Vertical	N/A
881.563	-42.39	3.97	-13.0	-29.39	142.00	Vertical	Vertical	N/A
1668.800	-54.61	-3.23	-13.0	-41.61	239.00	Vertical	Vertical	Pass
7046.000	-37.09	16.47	-13.0	-24.09	40.00	Vertical	Vertical	Pass
9205.800	-38.55	16.02	-13.0	-25.55	356.00	Vertical	Vertical	Pass

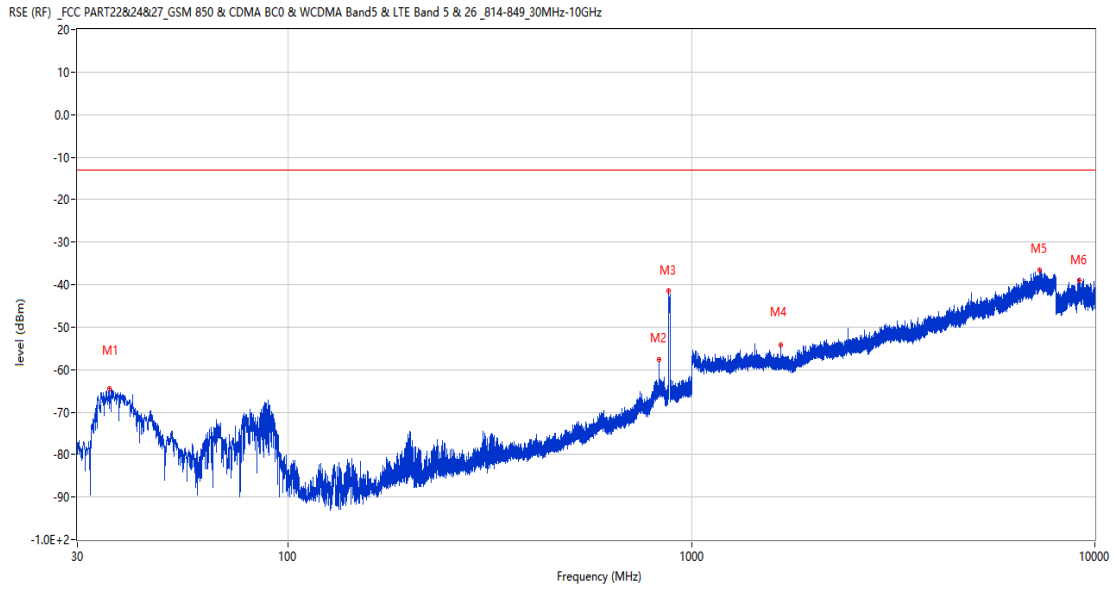
## 10.4 LTE Band 5 BW10, Middle Channel

RSE-H&V LTE Band 5 BW10 CH20525



Frequency (MHz)	Result (dBm)	Factor (dB)	PK Limit (dBm)	Over Limit (dB)	Table (o)	ANT	EUT	Verdict
88.491	-67.93	-20.02	-13.0	-54.93	173.00	Horizontal	Vertical	Pass
877.780	-42.78	3.99	-13.0	-29.78	250.00	Horizontal	Vertical	N/A
1918.600	-54.03	-2.28	-13.0	-41.03	330.00	Horizontal	Vertical	Pass
4945.500	-43.08	12.19	-13.0	-30.08	326.00	Horizontal	Vertical	Pass
7479.500	-37.76	16.93	-13.0	-24.76	245.00	Horizontal	Vertical	Pass
9153.901	-39.03	16.29	-13.0	-26.03	313.00	Horizontal	Vertical	Pass

RSE-V&V LTE Band 5 BW10 CH20525

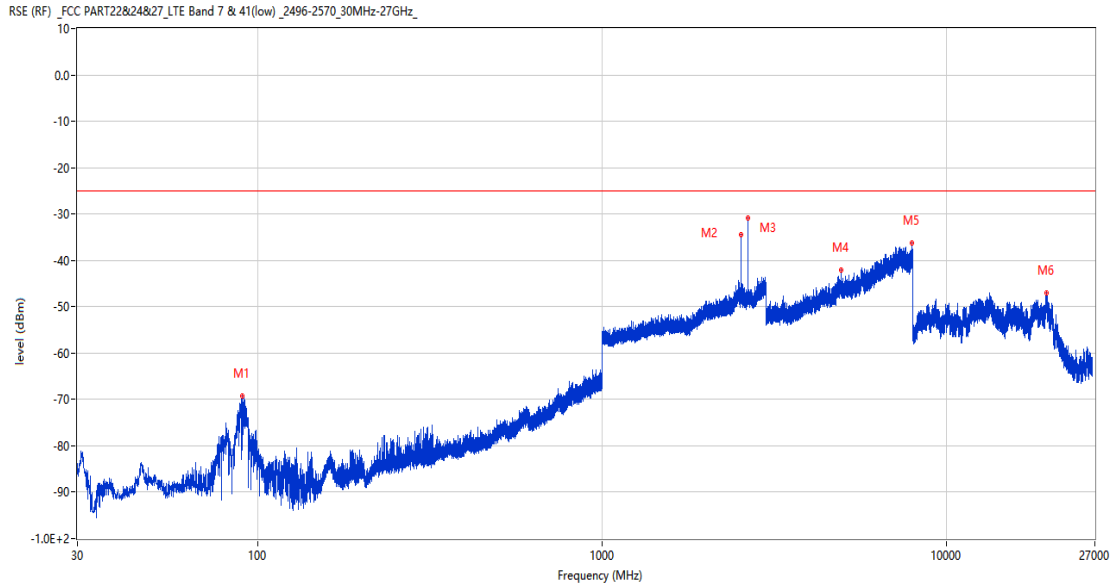


Frequency (MHz)	Result (dBm)	Factor (dB)	PK Limit (dBm)	Over Limit (dB)	Table (o)	ANT	EUT	Verdict
35.965	-64.58	-19.74	-13.0	-51.58	204.00	Vertical	Vertical	Pass
832.044	-57.71	5.72	-13.0	-44.71	210.00	Vertical	Vertical	N/A
877.683	-41.40	3.99	-13.0	-28.40	141.00	Vertical	Vertical	N/A
1664.500	-54.21	-3.24	-13.0	-41.21	267.00	Vertical	Vertical	Pass
7304.750	-36.50	17.99	-13.0	-23.50	360.00	Vertical	Vertical	Pass
9160.100	-39.09	16.27	-13.0	-26.09	204.00	Vertical	Vertical	Pass

# 11 LTE Band 7

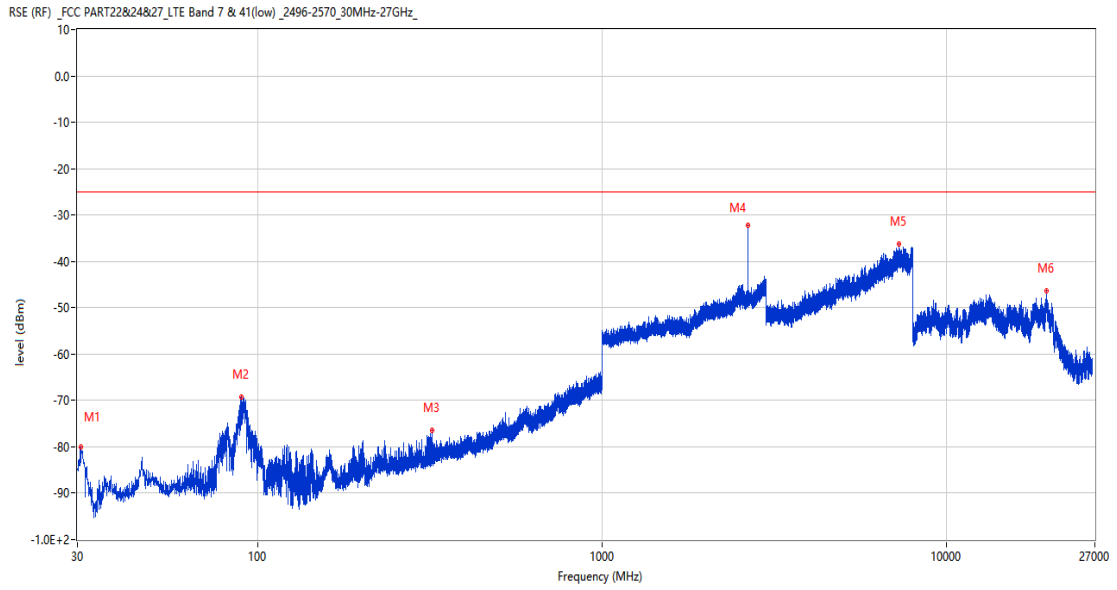
## 11.1 LTE Band 7 BW5, Middle Channel

RSE-H&H LTE Band 7 BW5 CH21100



Frequency (MHz)	Result (dBm)	Factor (dB)	PK Limit (dBm)	Over Limit (dB)	Table (o)	ANT	EUT	Verdict
90.285	-69.20	-19.70	-25.0	-44.20	150.00	Horizontal	Horizontal	Pass
2535.300	-34.44	8.90	-25.0	-9.44	160.00	Horizontal	Horizontal	N/A
2656.700	-30.92	8.06	-25.0	-5.92	201.00	Horizontal	Horizontal	N/A
4950.000	-42.05	12.20	-25.0	-17.05	302.00	Horizontal	Horizontal	Pass
7944.000	-36.24	18.55	-25.0	-11.24	15.00	Horizontal	Horizontal	Pass
19535.950	-47.03	6.87	-25.0	-22.03	280.00	Horizontal	Horizontal	Pass

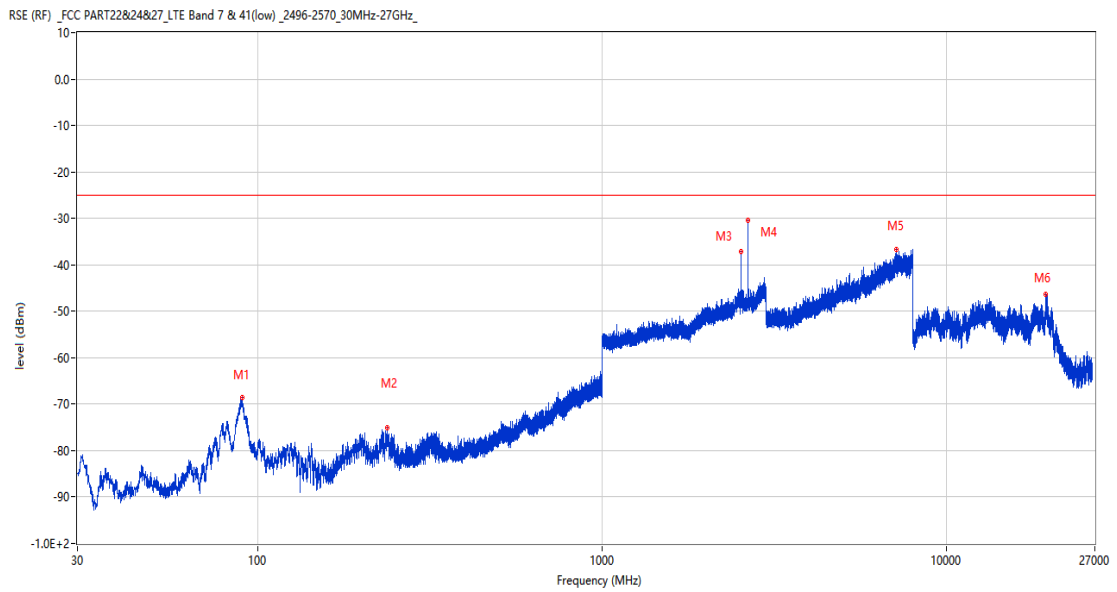
RSE-H&V LTE Band 7 BW5 CH21100



Frequency (MHz)	Result (dBm)	Factor (dB)	PK Limit (dBm)	Over Limit (dB)	Table (o)	ANT	EUT	Verdict
30.679	-80.12	-21.07	-25.0	-55.12	300.00	Horizontal	Vertical	Pass
89.946	-69.31	-19.82	-25.0	-44.31	151.00	Horizontal	Vertical	Pass
321.048	-76.52	-12.89	-25.0	-51.52	120.00	Horizontal	Vertical	Pass
2653.900	-32.24	8.15	-25.0	-7.24	11.00	Horizontal	Vertical	N/A
7291.750	-36.27	18.16	-25.0	-11.27	300.00	Horizontal	Vertical	Pass
19525.325	-46.42	6.87	-25.0	-21.42	313.00	Horizontal	Vertical	Pass

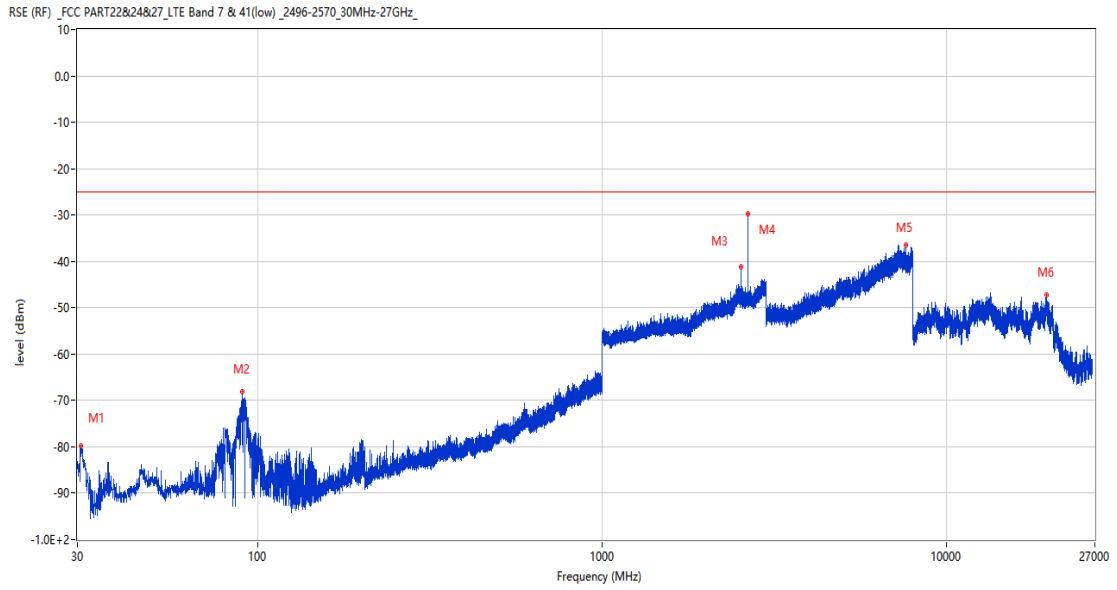
## 11.2 LTE Band 7 BW10, Middle Channel

RSE-H&H LTE Band 7 BW10 CH21100



Frequency (MHz)	Result (dBm)	Factor (dB)	PK Limit (dBm)	Over Limit (dB)	Table (o)	ANT	EUT	Verdict
90.285	-68.59	-19.70	-25.0	-43.59	162.00	Horizontal	Horizontal	Pass
237.822	-75.19	-15.10	-25.0	-50.19	259.00	Horizontal	Horizontal	Pass
2535.500	-37.17	8.90	-25.0	-12.17	360.00	Horizontal	Horizontal	N/A
2654.200	-30.46	8.12	-25.0	-5.46	0.00	Horizontal	Horizontal	N/A
7171.000	-36.68	17.63	-25.0	-11.68	20.00	Horizontal	Horizontal	Pass
19476.875	-46.46	6.86	-25.0	-21.46	64.00	Horizontal	Horizontal	Pass

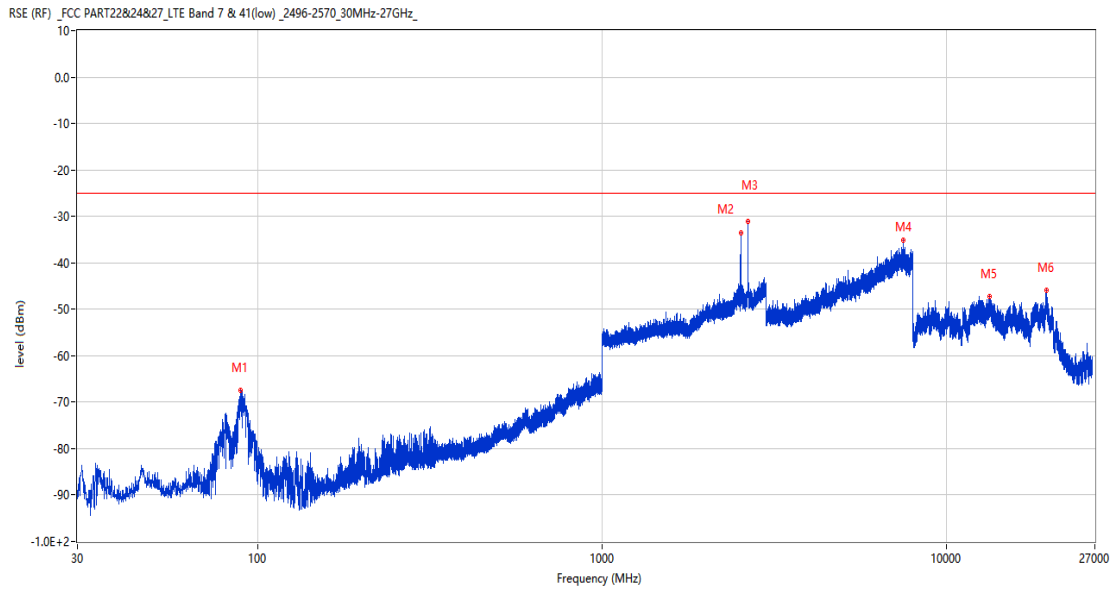
RSE-H&V LTE Band 7 BW10 CH21100



Frequency (MHz)	Result (dBm)	Factor (dB)	PK Limit (dBm)	Over Limit (dB)	Table (o)	ANT	EUT	Verdict
30.631	-79.81	-21.09	-25.0	-54.81	271.00	Horizontal	Vertical	Pass
90.479	-68.16	-19.64	-25.0	-43.16	145.00	Horizontal	Vertical	Pass
2530.900	-41.21	8.90	-25.0	-16.21	360.00	Horizontal	Vertical	N/A
2652.900	-29.66	8.26	-25.0	-4.66	203.00	Horizontal	Vertical	N/A
7627.500	-36.42	17.06	-25.0	-11.42	332.00	Horizontal	Vertical	Pass
19549.975	-47.21	6.87	-25.0	-22.21	77.00	Horizontal	Vertical	Pass

### 11.3 LTE Band 7 BW15, Middle Channel

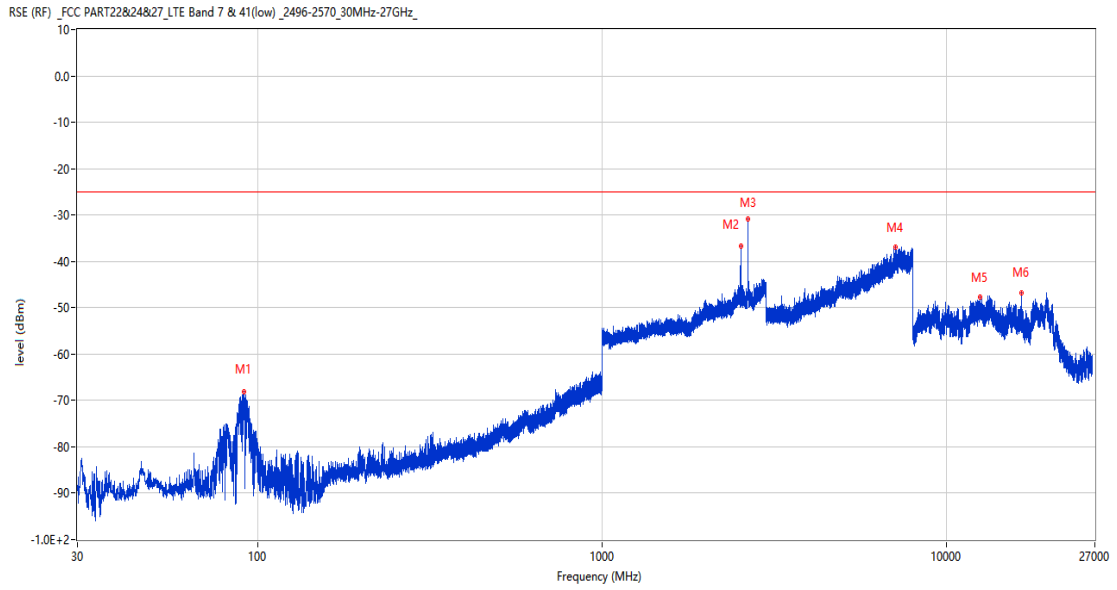
RSE-H&H LTE Band 7 BW15 CH21100



Frequency (MHz)	Result (dBm)	Factor (dB)	PK Limit (dBm)	Over Limit (dB)	Table (o)	ANT	EUT	Verdict
89.364	-67.44	-20.10	-25.0	-42.44	140.00	Horizontal	Horizontal	Pass
2528.600	-33.66	8.90	-25.0	-8.66	173.00	Horizontal	Horizontal	N/A
2660.500	-31.12	7.91	-25.0	-6.12	154.00	Horizontal	Horizontal	N/A
7486.000	-35.11	17.27	-25.0	-10.11	65.00	Horizontal	Horizontal	Pass
13355.850	-47.33	9.03	-25.0	-22.33	0.00	Horizontal	Horizontal	Pass
19528.724	-45.92	6.87	-25.0	-20.92	219.00	Horizontal	Horizontal	Pass



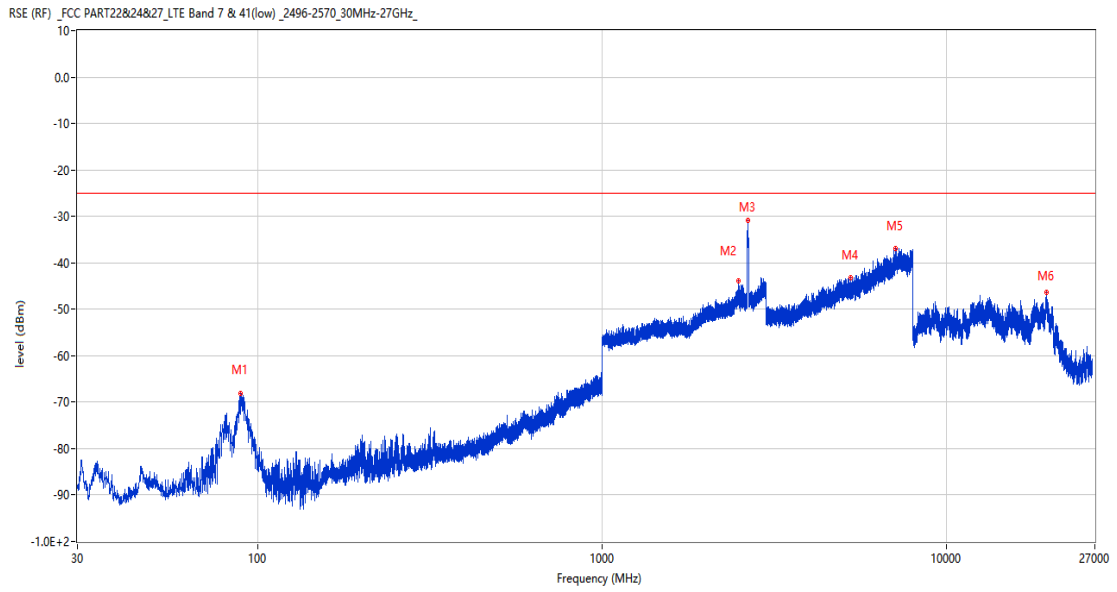
RSE-H&V LTE Band 7 BW15 CH21100



Frequency (MHz)	Result (dBm)	Factor (dB)	PK Limit (dBm)	Over Limit (dB)	Table (o)	ANT	EUT	Verdict
91.207	-68.04	-19.40	-25.0	-43.04	149.00	Horizontal	Vertical	Pass
2528.500	-36.74	8.90	-25.0	-11.74	359.00	Horizontal	Vertical	N/A
2659.000	-30.95	8.06	-25.0	-5.95	125.00	Horizontal	Vertical	N/A
7133.250	-36.92	17.33	-25.0	-11.92	0.00	Horizontal	Vertical	Pass
12540.287	-47.73	7.43	-25.0	-22.73	184.00	Horizontal	Vertical	Pass
16506.113	-46.83	9.31	-25.0	-21.83	207.00	Horizontal	Vertical	Pass

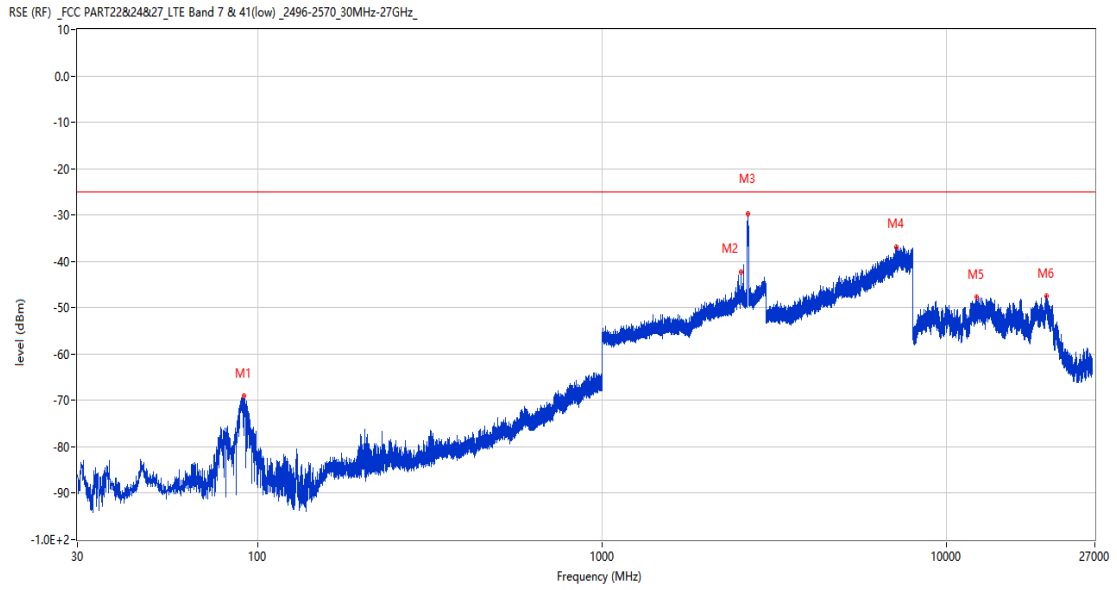
## 11.4 LTE Band 7 BW20, Middle Channel

RSE-H&H LTE Band 7 BW20 CH21100



Frequency (MHz)	Result (dBm)	Factor (dB)	PK Limit (dBm)	Over Limit (dB)	Table (o)	ANT	EUT	Verdict
89.267	-68.11	-20.14	-25.0	-43.11	154.00	Horizontal	Horizontal	Pass
2490.600	-43.95	9.01	-25.0	-18.95	182.00	Horizontal	Horizontal	Pass
2661.100	-30.83	7.90	-25.0	-5.83	155.00	Horizontal	Horizontal	N/A
5276.500	-43.27	11.47	-25.0	-18.27	60.00	Horizontal	Horizontal	Pass
7127.750	-36.99	17.23	-25.0	-11.99	355.00	Horizontal	Horizontal	Pass
19575.050	-46.43	6.87	-25.0	-21.43	9.00	Horizontal	Horizontal	Pass

RSE-H&V LTE Band 7 BW20 CH21100

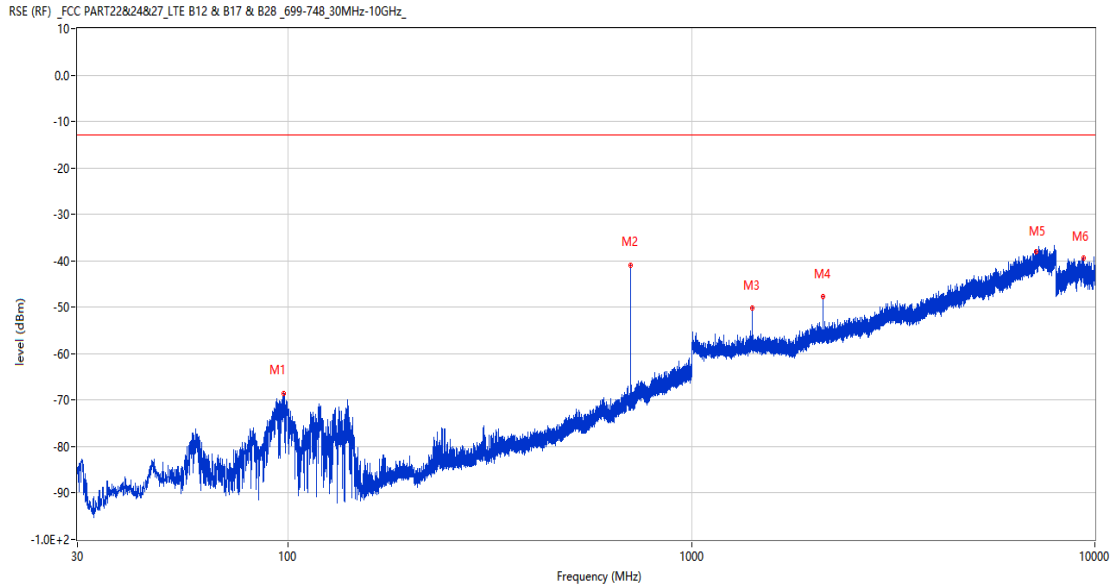


Frequency (MHz)	Result (dBm)	Factor (dB)	PK Limit (dBm)	Over Limit (dB)	Table (o)	ANT	EUT	Verdict
91.498	-68.92	-19.30	-25.0	-43.92	151.00	Horizontal	Vertical	Pass
2538.900	-42.40	8.89	-25.0	-17.40	360.00	Horizontal	Vertical	N/A
2657.900	-29.73	8.10	-25.0	-4.73	133.00	Horizontal	Vertical	N/A
7142.750	-37.02	17.55	-25.0	-12.02	0.00	Horizontal	Vertical	Pass
12249.113	-47.63	6.22	-25.0	-22.63	287.00	Horizontal	Vertical	Pass
19554.650	-47.48	6.87	-25.0	-22.48	30.00	Horizontal	Vertical	Pass

## 12 LTE Band 12

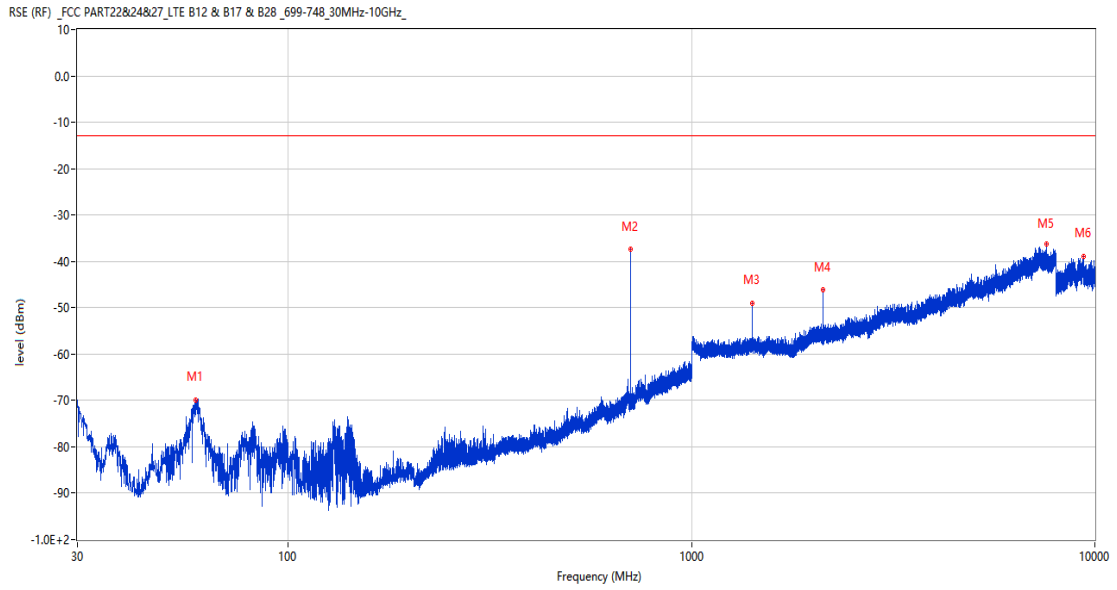
### 12.1 LTE Band 12 BW1.4, Middle Channel

RSE-H&V LTE Band 12 BW1.4 CH23095



Frequency (MHz)	Result (dBm)	Factor (dB)	PK Limit (dBm)	Over Limit (dB)	Table (o)	ANT	EUT	Verdict
97.512	-68.58	-19.16	-13.0	-55.58	108.00	Horizontal	Vertical	Pass
707.060	-40.85	0.41	-13.0	-27.85	280.00	Horizontal	Vertical	N/A
1414.300	-50.13	-2.80	-13.0	-37.13	88.00	Horizontal	Vertical	Pass
2121.500	-47.76	-0.53	-13.0	-34.76	199.00	Horizontal	Vertical	Pass
7154.500	-38.06	17.79	-13.0	-25.06	53.00	Horizontal	Vertical	Pass
9361.599	-39.45	16.82	-13.0	-26.45	181.00	Horizontal	Vertical	Pass

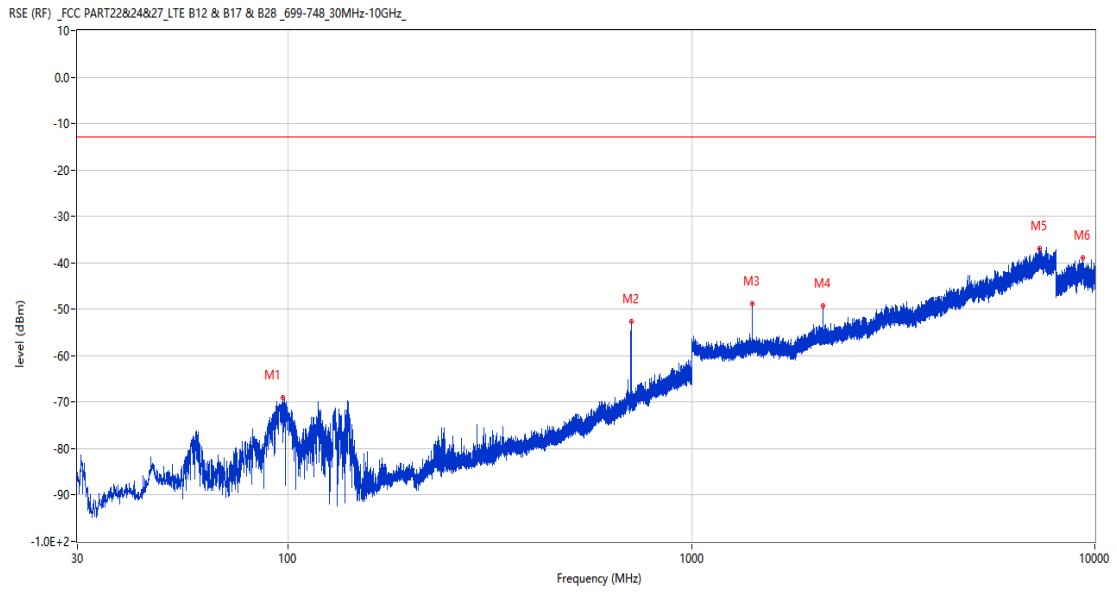
RSE-V&V LTE Band 12 BW1.4 CH23095



Frequency (MHz)	Result (dBm)	Factor (dB)	PK Limit (dBm)	Over Limit (dB)	Table (o)	ANT	EUT	Verdict
59.003	-69.96	-17.53	-13.0	-56.96	1.00	Vertical	Vertical	Pass
707.060	-37.43	0.41	-13.0	-24.43	128.00	Vertical	Vertical	N/A
1414.300	-51.43	-2.80	-13.0	-38.43	328.00	Vertical	Vertical	Pass
2121.500	-46.15	-0.53	-13.0	-33.15	333.00	Vertical	Vertical	Pass
7593.250	-36.31	17.57	-13.0	-23.31	73.00	Vertical	Vertical	Pass
9356.599	-39.03	16.98	-13.0	-26.03	32.00	Vertical	Vertical	Pass

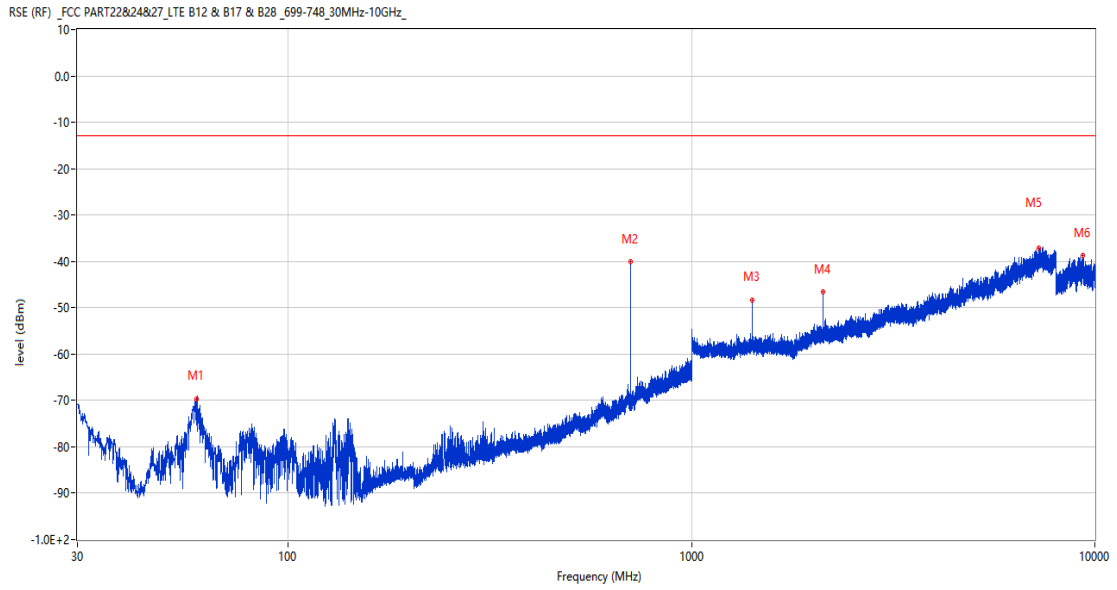
## 12.2 LTE Band 12 BW3, Middle Channel

RSE-H&V LTE Band 12 BW3 CH23095



Frequency (MHz)	Result (dBm)	Factor (dB)	PK Limit (dBm)	Over Limit (dB)	Table (o)	ANT	EUT	Verdict
97.076	-69.04	-19.06	-13.0	-56.04	95.00	Horizontal	Vertical	Pass
708.563	-52.68	0.42	-13.0	-39.68	46.00	Horizontal	Vertical	N/A
1412.500	-48.90	-2.79	-13.0	-35.90	63.00	Horizontal	Vertical	Pass
2118.800	-49.30	-0.59	-13.0	-36.30	20.00	Horizontal	Vertical	Pass
7290.250	-36.83	18.21	-13.0	-23.83	35.00	Horizontal	Vertical	Pass
9326.800	-38.89	16.98	-13.0	-25.89	307.00	Horizontal	Vertical	Pass

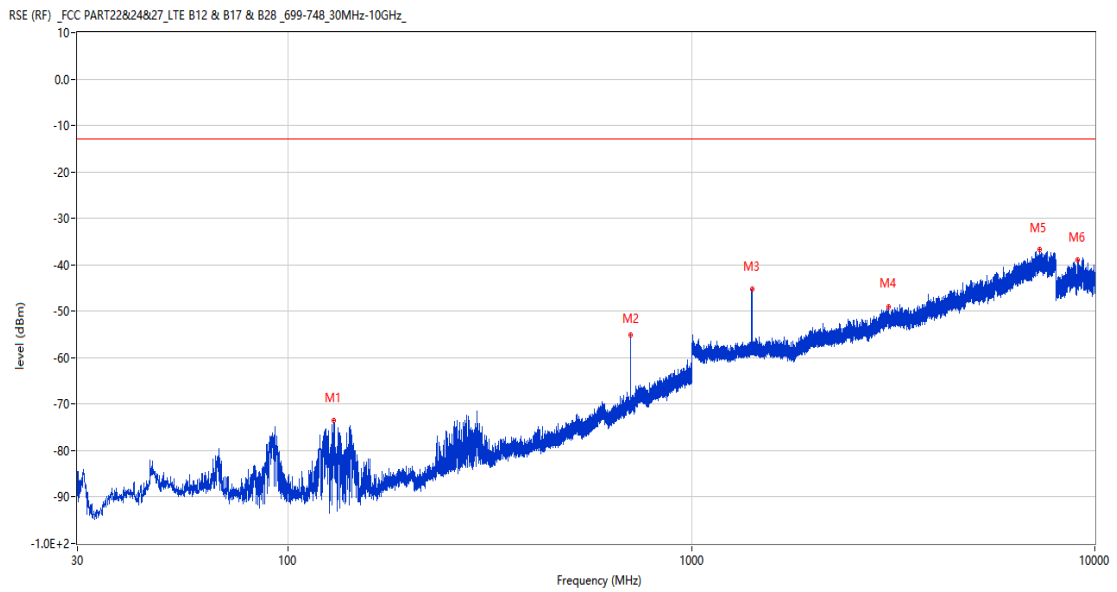
RSE-V&V LTE Band 12 BW3 CH23095



Frequency (MHz)	Result (dBm)	Factor (dB)	PK Limit (dBm)	Over Limit (dB)	Table (o)	ANT	EUT	Verdict
59.100	-69.62	-17.52	-13.0	-56.62	162.00	Vertical	Vertical	Pass
706.187	-40.09	0.40	-13.0	-27.09	134.00	Vertical	Vertical	N/A
1412.500	-48.36	-2.79	-13.0	-35.36	34.00	Vertical	Vertical	Pass
2119.100	-46.67	-0.58	-13.0	-33.67	320.00	Vertical	Vertical	Pass
7274.000	-37.17	18.01	-13.0	-24.17	95.00	Vertical	Vertical	Pass
9329.401	-38.79	17.00	-13.0	-25.79	60.00	Vertical	Vertical	Pass

## 12.3 LTE Band 12 BW5, Middle Channel

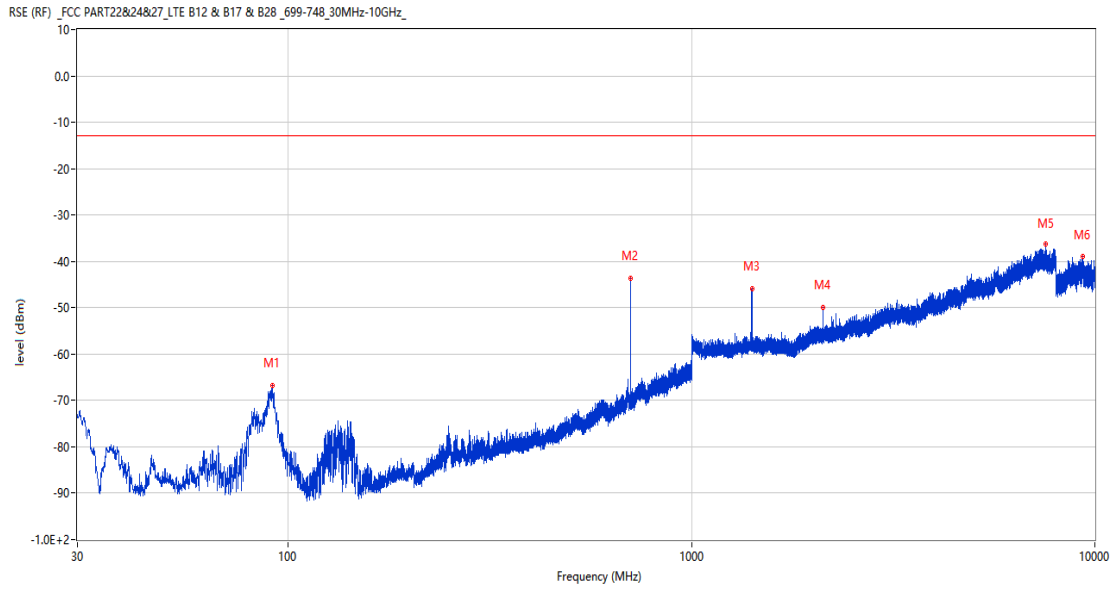
RSE-H&V LTE Band 12 BW5 CH23095



Frequency (MHz)	Result (dBm)	Factor (dB)	PK Limit (dBm)	Over Limit (dB)	Table (o)	ANT	EUT	Verdict
129.813	-73.62	-21.58	-13.0	-60.62	196.00	Horizontal	Vertical	Pass
705.362	-55.20	0.39	-13.0	-42.20	328.00	Horizontal	Vertical	N/A
1410.700	-45.28	-2.76	-13.0	-32.28	303.00	Horizontal	Vertical	Pass
3084.750	-48.98	5.74	-13.0	-35.98	2.00	Horizontal	Vertical	Pass
7299.500	-36.67	18.09	-13.0	-23.67	277.00	Horizontal	Vertical	Pass
9057.800	-38.96	15.82	-13.0	-25.96	-3.00	Horizontal	Vertical	Pass



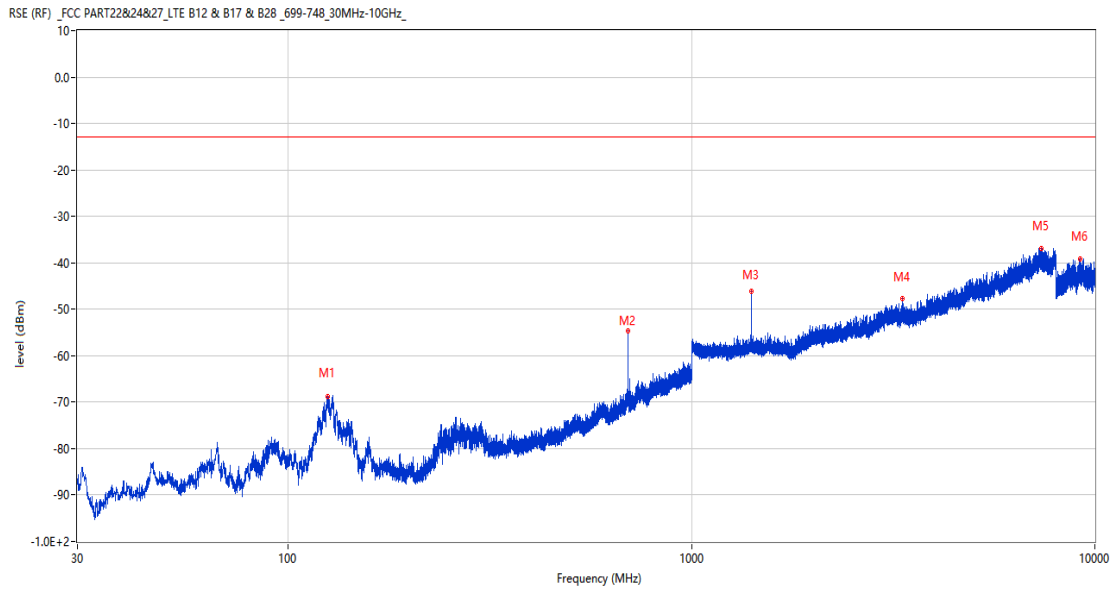
RSE-V&V LTE Band 12 BW5 CH23095



Frequency (MHz)	Result (dBm)	Factor (dB)	PK Limit (dBm)	Over Limit (dB)	Table (o)	ANT	EUT	Verdict
91.353	-66.84	-18.70	-13.0	-53.84	222.00	Vertical	Vertical	Pass
705.362	-43.73	0.39	-13.0	-30.73	103.00	Vertical	Vertical	N/A
1410.700	-45.90	-2.76	-13.0	-32.90	121.00	Vertical	Vertical	Pass
2116.300	-49.89	-0.67	-13.0	-36.89	240.00	Vertical	Vertical	Pass
7549.500	-36.34	17.77	-13.0	-23.34	12.00	Vertical	Vertical	Pass
9320.100	-38.95	16.91	-13.0	-25.95	317.00	Vertical	Vertical	Pass

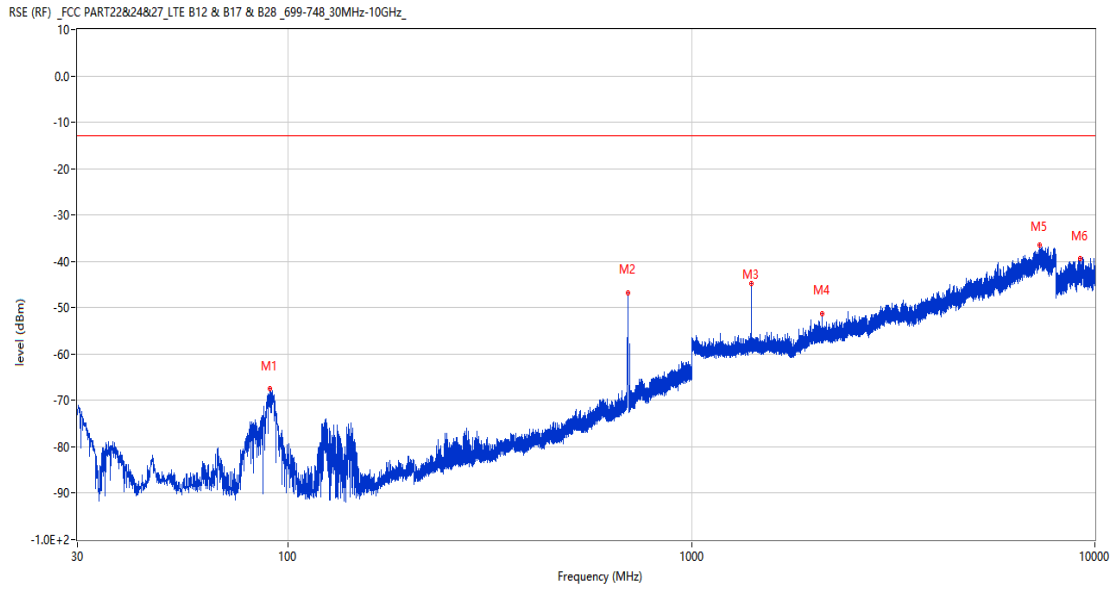
## 12.4 LTE Band 12 BW10, Middle Channel

RSE-H&V LTE Band 12 BW10 CH23095



Frequency (MHz)	Result (dBm)	Factor (dB)	PK Limit (dBm)	Over Limit (dB)	Table (o)	ANT	EUT	Verdict
125.060	-68.69	-21.98	-13.0	-55.69	161.00	Horizontal	Vertical	Pass
694.401	-54.73	0.14	-13.0	-41.73	323.00	Horizontal	Vertical	N/A
1406.300	-46.19	-2.81	-13.0	-33.19	232.00	Horizontal	Vertical	Pass
3337.000	-47.75	6.62	-13.0	-34.75	163.00	Horizontal	Vertical	Pass
7355.000	-36.91	18.29	-13.0	-23.91	81.00	Horizontal	Vertical	Pass
9205.300	-39.15	16.04	-13.0	-26.15	71.00	Horizontal	Vertical	Pass

RSE-V&V LTE Band 12 BW10 CH23095

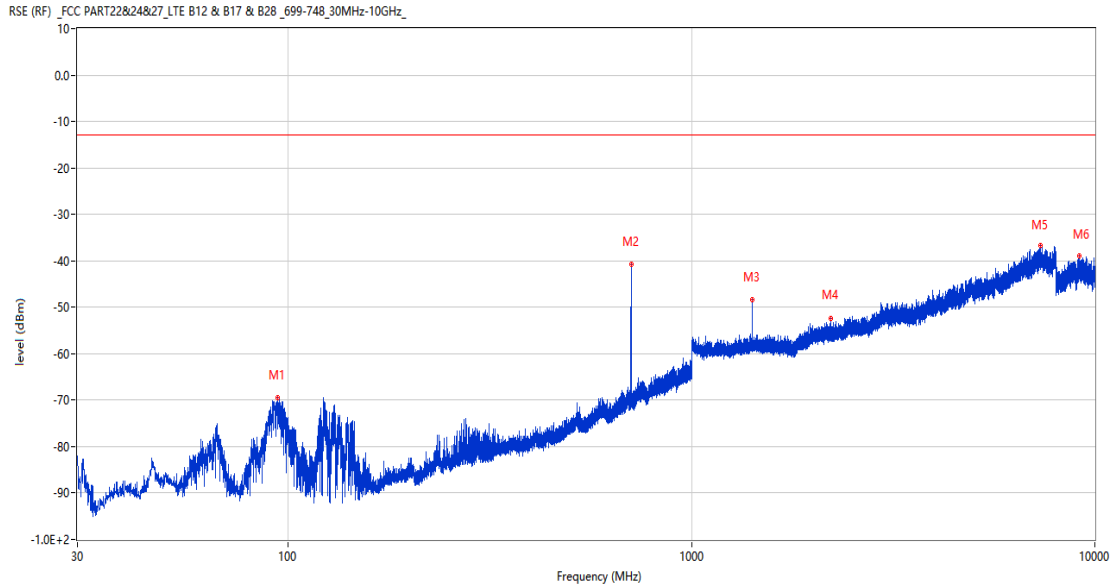


Frequency (MHz)	Result (dBm)	Factor (dB)	PK Limit (dBm)	Over Limit (dB)	Table (o)	ANT	EUT	Verdict
90.091	-67.50	-19.27	-13.0	-54.50	360.00	Vertical	Vertical	Pass
694.305	-46.82	0.14	-13.0	-33.82	123.00	Vertical	Vertical	N/A
1406.300	-44.73	-2.81	-13.0	-31.73	159.00	Vertical	Vertical	Pass
2109.300	-51.36	-0.64	-13.0	-38.36	14.00	Vertical	Vertical	Pass
7282.500	-36.41	18.14	-13.0	-23.41	210.00	Vertical	Vertical	Pass
9212.800	-39.45	15.86	-13.0	-26.45	100.00	Vertical	Vertical	Pass

## 13 LTE Band 17

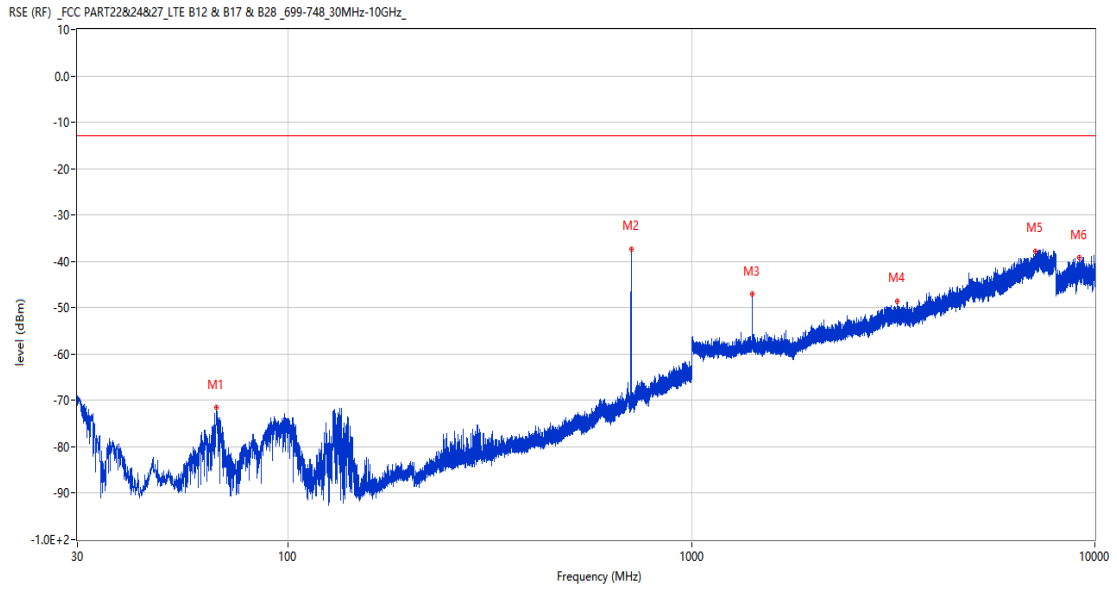
### 13.1 LTE Band 17 BW5, Middle Channel

RSE-H&H LTE Band 17 BW5 CH23790



Frequency (MHz)	Result (dBm)	Factor (dB)	PK Limit (dBm)	Over Limit (dB)	Table (o)	ANT	EUT	Verdict
93.874	-69.48	-18.53	-13.0	-56.48	157.00	Horizontal	Horizontal	Pass
707.933	-40.80	0.42	-13.0	-27.80	108.00	Horizontal	Horizontal	N/A
1415.600	-48.40	-2.78	-13.0	-35.40	151.00	Horizontal	Horizontal	Pass
2212.300	-52.38	-0.24	-13.0	-39.38	255.00	Horizontal	Horizontal	Pass
7336.000	-36.79	17.97	-13.0	-23.79	3.00	Horizontal	Horizontal	Pass
9144.800	-38.91	16.19	-13.0	-25.91	250.00	Horizontal	Horizontal	Pass

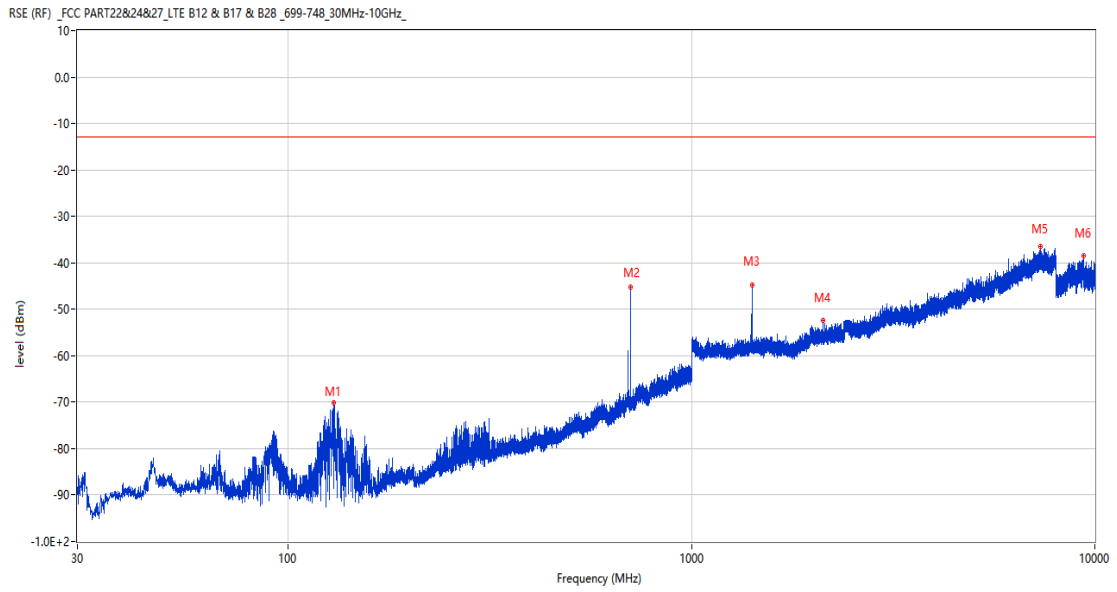
RSE-V&V LTE Band 17 BW5 CH23790



Frequency (MHz)	Result (dBm)	Factor (dB)	PK Limit (dBm)	Over Limit (dB)	Table (o)	ANT	EUT	Verdict
66.472	-71.53	-17.67	-13.0	-58.53	233.00	Vertical	Vertical	Pass
707.787	-37.30	0.41	-13.0	-24.30	125.00	Vertical	Vertical	N/A
1415.800	-47.06	-2.77	-13.0	-34.06	194.00	Vertical	Vertical	Pass
3229.250	-48.57	6.06	-13.0	-35.57	73.00	Vertical	Vertical	Pass
7129.750	-37.85	17.31	-13.0	-24.85	53.00	Vertical	Vertical	Pass
9149.700	-39.05	16.29	-13.0	-26.05	341.00	Vertical	Vertical	Pass

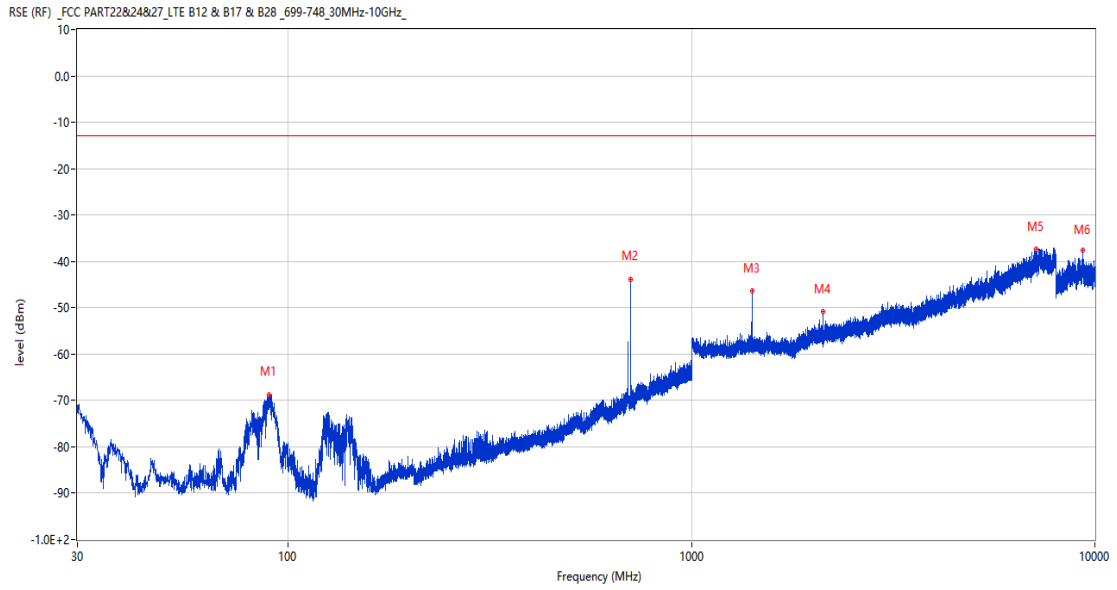
## 13.2 LTE Band 17 BW10, Middle Channel

RSE-H&H LTE Band 17 BW10 CH23790



Frequency (MHz)	Result (dBm)	Factor (dB)	PK Limit (dBm)	Over Limit (dB)	Table (o)	ANT	EUT	Verdict
129.813	-70.15	-21.58	-13.0	-57.15	213.00	Horizontal	Horizontal	Pass
705.557	-45.30	0.39	-13.0	-32.30	78.00	Horizontal	Horizontal	N/A
1411.300	-44.84	-2.77	-13.0	-31.84	10.00	Horizontal	Horizontal	Pass
2117.000	-52.44	-0.65	-13.0	-39.44	337.00	Horizontal	Horizontal	Pass
7335.500	-36.48	17.98	-13.0	-23.48	190.00	Horizontal	Horizontal	Pass
9357.901	-38.59	16.94	-13.0	-25.59	1.00	Horizontal	Horizontal	Pass

RSE-V&V LTE Band 17 BW10 CH23790



Frequency (MHz)	Result (dBm)	Factor (dB)	PK Limit (dBm)	Over Limit (dB)	Table (o)	ANT	EUT	Verdict
89.703	-68.69	-19.48	-13.0	-55.69	359.00	Vertical	Vertical	Pass
705.557	-43.92	0.39	-13.0	-30.92	106.00	Vertical	Vertical	N/A
1411.300	-46.46	-2.77	-13.0	-33.46	207.00	Vertical	Vertical	Pass
2117.200	-50.89	-0.64	-13.0	-37.89	291.00	Vertical	Vertical	Pass
7146.000	-37.41	17.55	-13.0	-24.41	178.00	Vertical	Vertical	Pass
9355.600	-37.62	17.01	-13.0	-24.62	228.00	Vertical	Vertical	Pass



---

END