


ANNEX 1 – TEST SETUP PHOTOS

Power Line Conducted Emissions




ANNEX 1 – TEST SETUP PHOTOS

Power Line Conducted Emissions




ANNEX 1 – TEST SETUP PHOTOS

Transmitter Radiated Emissions at 3 m Distance
Orthogonal Position 1



ANNEX 1 – TEST SETUP PHOTOS

Transmitter Radiated Emissions at 3 m Distance
Orthogonal Position 1




ANNEX 1 – TEST SETUP PHOTOS

Transmitter Radiated Emissions at 3 m Distance
Orthogonal Position 1




ANNEX 1 – TEST SETUP PHOTOS

Transmitter Radiated Emissions at 3 m Distance
Orthogonal Position 2




ANNEX 1 – TEST SETUP PHOTOS

Transmitter Radiated Emissions at 3 m Distance
Orthogonal Position 2



ANNEX 1 – TEST SETUP PHOTOS

Transmitter Radiated Emissions at 3 m Distance
Orthogonal Position 3



ANNEX 1 – TEST SETUP PHOTOS

Transmitter Radiated Emissions at 3 m Distance
Orthogonal Position 3

