



## PERIBOARD-810

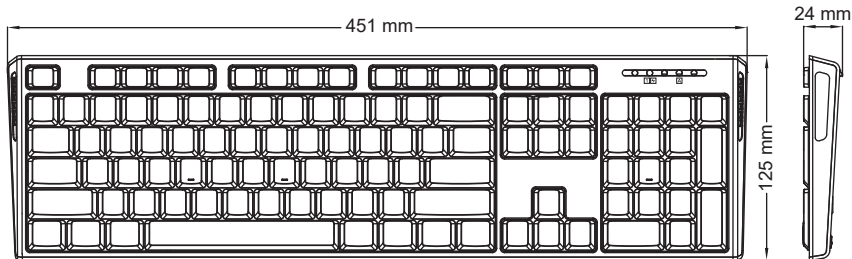
---



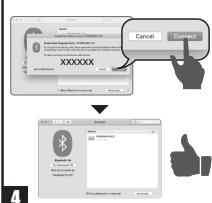
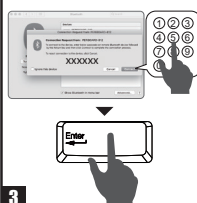
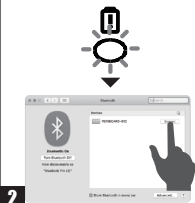
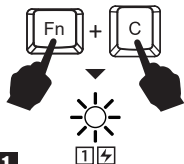
•User Manual ▶Bedienungsanleitung ▶manual de instrucciones  
•Mode D'Emploi ▶Manuale Utente ▶利用者マニュアル ▶产品说明书 ▶使用手冊



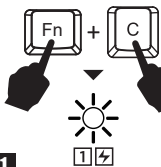
# Product Illustration



## Mac Bluetooth

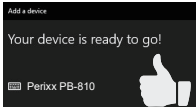
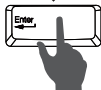


## Win Bluetooth Option1

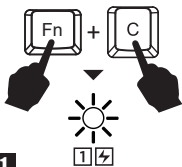


## Settings -> Bluetooth & other devices

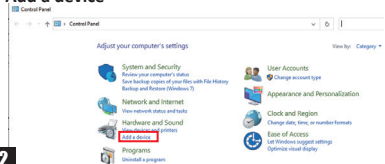
### Bluetooth & other devices



## Win Bluetooth Option2



## Control Panel -> Hardware and Sound -> Add a device



## Click Perixx PB-810 - > Next

Choose a device or printer to add to

Searching for devices



Add a device

Enter the passcode for your keyboard

You might need to enter the same passcode into the keyboard.



Or, try entering a passcode on the

Add a device

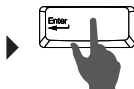
Enter a passcode into your keyboard

Type this passcode into keyboard.

XXXXXX

then press Enter on the

keyboard



Add a device

Installing Perixx BT Keyboard




Please wait while Setup installs necessary files on your system. This may take several minutes.

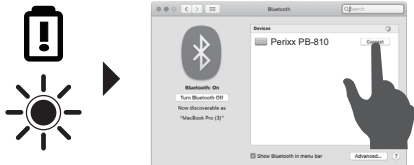


5

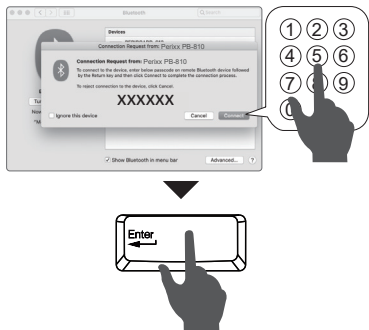
# 1 Mac Bluetooth



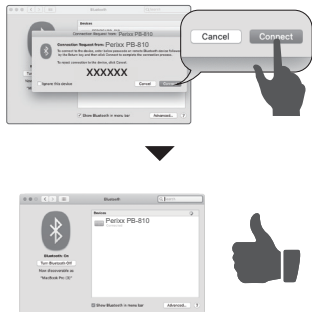
# 2



# 3



# 4



## English(US/UK)

### FCC Warning

This device complies with Part 15 of the FCC Rules. Operation is subject to the following two conditions:

(1) This device may not cause harmful interference, and (2) this device must accept any interference received, including interference that may cause undesired operation.

#### **NOTE 1:**

This equipment has been tested and found to comply with the limits for a Class B digital device, pursuant to part 15 of the FCC Rules. These limits are designed to provide reasonable protection against harmful interference in a residential installation. This equipment generates uses and can radiate radio frequency energy and, if not installed and used in accordance with the instructions, may cause harmful interference to radio communications. However, there is no guarantee that interference will not occur in a particular installation. If this equipment does cause harmful interference to radio or television reception, which can be determined by turning the equipment off and on, the user is encouraged to try to correct the interference by one or more of the following measures:

- Reorient or relocate the receiving antenna.
- Increase the separation between the equipment and receiver.
- Connect the equipment into an outlet on a circuit different from that to which the receiver is connected.
- Consult the dealer or an experienced radio/TV technician for help.

#### **NOTE 2:**

Any changes or modifications to this unit not expressly approved by the party responsible for compliance could void the user's authority to operate the equipment.

## English(US/UK)

### Caution

- The manufacturer and re-resellers are not responsible for any technical malfunctions, damage, or personal injury incurred by:
  - ▶ Any attempt to dismantle, change or modify the product in any manner
  - ▶ Malfunction or damage due to misuse or improper alteration or repair.
  - ▶ Malfunction or damage caused by external influence such as falling
  - ▶ Malfunction or damage is caused by a fire, salt, gas, earthquake, lightning, wind, water, or other natural calamities, or abnormal voltage.
  - ▶ Malfunction or damage is caused by other devices connected to the products.
  - ▶ Malfunction or damage is caused by high temperature, humid, greasy, dusty and hazardous environment.
- You are cautioned that changes or modifications not expressly approved by Perixx Computer GmbH could void your authority to operate the equipment.
- All brand names, trademarks and logos are the properties of their respective owners.

**Please Note:** Long-term repetitive use of any keyboard and mouse could cause injury to user. Perixx recommends users to avoid excessive use of this or any keyboard and mouse.

### Important Safety Instructions

- Avoid Dropping.
- Do not disassemble.
- Do not expose to liquids.
- This product is suitable for moderate climates only.
- The maximum ambient temperature during use of this product must not exceed 40 degree.
- Open flame sources, such as candles, must not be placed on this product.
- Only use a dry cloth or brush to clean this product.

## English(US/UK)

### Specification

Interface	Bluetooth 3.0	Key number	104
Size	451*125*24mm	Key Type	Membrane
Input Current	1.5V / ≤ 8mA	Actuation distance	3.8±0.2mm
Weight	396g	Total travel distance	2±0.2mm
Material	ABS	Durability	8 million keypresses
OS requirement	Win 7 / above		

Fn + Scroll Lock > Open new web Page

Fn + F1 > Cut

Fn + F2 > Copy

Fn + F3 > Paste

Fn + F4 > keyboard Language Shift

Fn + F5 > Search

Fn + F6 > Previous Track

Fn + F7 > Play/Pause

Fn + F8 > Next Track

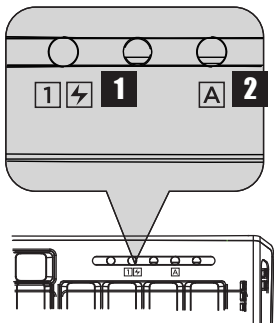
Fn + F9 > Mute

Fn + F10 > Volume Down

Fn + F11 > Volume Up

Fn + F12 > Power off

Fn + C > Pairing



#### **1** 1<sup>st</sup> LED Indicator

Number Lock On/Off Status: Blue LED On  
Power On: Blue LED on (3 seconds)  
Bluetooth pairing Status: Blue LED blinking  
Low Voltage Status: Blue LED blinking

#### **2** 2<sup>nd</sup> LED Indicator

Caps Lock Status: Blue LED on

## Deutsch (DE)

### Bitte beachten Sie:

- Der Hersteller sowie die Wiederverkäufer sind nicht verantwortlich für technische Defekte, Schäden oder mögliche Verletzungen verursacht durch:
  - ▶ Versuche, den Artikel zu demontieren oder in jeglicher Form zu verändern
  - ▶ Zweckentfremdung oder eigene Reparaturen
  - ▶ Fremdeinwirkung wie z.B. Sturz oder Schlag
  - ▶ Feuer, Gas, Erdbeben, Blitz, Wind, Wasser, Überspannung oder jede andere Form von äußerer Gewalt
  - ▶ Andere mit der Tastatur verbundene Geräte
  - ▶ Zu hohe Temperaturen oder eine feuchte, staubige oder gefährliche Umgebung
- Der Benutzer wird darauf hingewiesen, dass Änderungen oder Modifizierungen an der Gerätschaft, die von Perixx Computer GmbH nicht ausdrücklich genehmigt sind, die Erlaubnis des Benutzers zur Inbetriebnahme des Gerätes außer Kraft setzen könnte.
- Alle Markennamen, Warenzeichen und Logos sind Eigentum von Perixx.

Die übermäßige Langzeit-Verwendung jeder Tastatur und Maus kann zu Verletzungen führen. Perixx empfiehlt Benutzern den übermäßigen Gebrauch von jeglicher Tastatur und Maus zu vermeiden.

### Wichtige Sicherheitsanweisungen

- Lassen Sie das Gerät nicht fallen
- Bauen Sie das Gerät nicht auseinander
- Setzen Sie das Gerät keiner Flüssigkeit aus
- Das Gerät ist für moderates Klima zur privaten Benutzung konzipiert
- Die maximale Umgebungstemperatur während der Verwendung dieses Produktes darf 40 Grad nicht überschreiten
- Offene Flammenquellen wie Kerzen dürfen nicht auf dieses Produkt gestellt werden.
- Verwenden Sie zur Reinigung dieses Produkts nur ein trockenes Tuch oder eine weiche Bürste.



## Deutsch (DE)

### Technische Daten

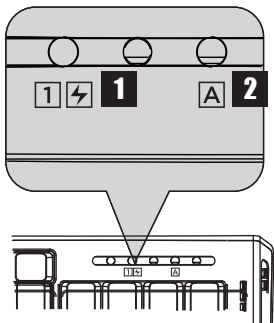
Schnittstelle	Bluetooth 3.0
Abmessung	451*125*24mm
Aktuelle Anzeige	1.5V / ≤ 8mA
Gewicht	396g
Material	ABS
Betriebssystem	Win 7 / above

Tastenzahl	104
Tasten Typ	Membran
Tastendruck- Signal	3.8±0.2mm
Gesamter Tastenhub	2±0.2mm
Lebensdauer	8 Millionen Tastenanschläge

Fn + Scroll Lock > Öffne neue Webseite  
Fn + F1 > Ausschneiden  
Fn + F2 > Kopieren  
Fn + F3 > Einfügen  
Fn + F4 > Wechsel Tastatursprache

Fn + F5 > Suchen  
Fn + F6 > Vorheriges  
Fn + F7 > Play/Pause  
Fn + F8 > Nächstes Lied  
Fn + F9 > Stumm

Fn + F10 > - Volume  
Fn + F11 > + Volume  
Fn + F12 > Ausschalten  
Fn + C > Koppeln



#### **1** 1<sup>st</sup> LED-Anzeige

Num Lock Ein/Aus Status: Blau LED an  
Power Ein: Blaue LED an (3 Sekunden)  
Bluetooth Kopplung: Blaues LED blinkt  
Niedrige Batterie: Blaues LED blinkt

#### **2** 2<sup>nd</sup> LED-Anzeige

Feststelltastenstatus: Blaue LED an

## ESPAÑOL (ES)

### **Tenga en cuenta:**

- El fabricante y los distribuidores no son responsables de los defectos técnicos, daño o perjuicio causado por:
  - ▶ intentos de desmantelar o cambiar el producto en cualquier forma
  - ▶ apropiación indebida o propias reparaciones
  - ▶ influencias externas como caída o un golpe
  - ▶ fuego, gas, terremotos, rayos, viento, agua o cualquier otra forma de fuerza externa
  - ▶ Otros dispositivos conectados al teclado
  - ▶ temperaturas altas o un ambiente húmedo, polvoriento o peligroso
- Se advierte al usuario que los cambios o modificaciones del producto que no estén aprobados expresamente por Perixx Computer GmbH, permiten anular el uso del dispositivo al usuario.
- Todos los nombres de marcas, marcas comerciales y logotipos son propiedad de Perixx. El uso excesivo a largo plazo de cualquier teclado y el ratón puede causar lesiones. Perixx recomienda evitar el uso excesivo de cualquier teclado y ratón.

### **Important Safety Instructions**

- Evite las caídas.
- No desmonte el producto.
- No exponer a líquidos.
- Este producto solo es adecuado para climas moderados.
- La temperatura ambiente máxima durante el uso de este producto no debe superar los 40 grados.
- No se deben colocar fuentes de llama desprotegidas, como velas, sobre este producto.
- Utilice solo un paño o cepillo seco para limpiar este producto.

## ESPAÑOL (ES)

### Especificación

Interfaz	Bluetooth 3.0	Número clave	104
tamaño	451*125*24mm	Tipo de tecla	Membrana
Corriente de entrada	1.5V / ≤ 8mA	Distancia de actuación	3.8±0.2mm
Peso	396g	Recorrido total	2±0.2mm
Material	ABS	Durabilidad	8 millones de pulsaciones
Requisito del sistema operativo	Win 7 / above		

Fn + bloqueo de desplazamiento >

Abrir nueva página web

Fn + F1 > Clip

Fn + F2 > Copy

Fn + F3 > Stick

Fn + F4 >

cambio de idioma del teclado

Fn + F5 > Search

Fn + F6 > Previous Track

Fn + F7 > Play/Pause

Fn + F8 > Next Track

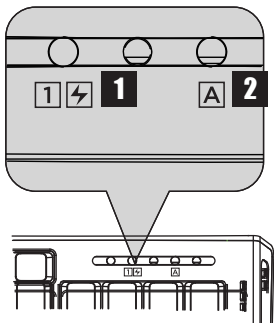
Fn + F9 > Silencioso

Fn + F10 > Volume Down

Fn + F11 > Volume Up

Fn + F12 > Apagar

Fn + C > Pairing



#### **1** 1er indicador LED

Boqueo Numérico activado: LED Azul encendido

Encender: LED azul encendido (3 segundos)

Bluetooth en modo emparejamiento: LED Azul parpadeante

Batería baja: LED Azul parpadeante

#### **2** 2do Indicador LED

Bloqueo de mayúsculas activado: LED Azul encendido