

Appendix IV EUT Internal Photographs

Photo 6 Internal of EUT





Photo 7 Appearance of PCB



Antenna

Photo 8 Appearance of PCB




Photo 9 Appearance of PCB




Photo 10 Appearance of PCB




Photo 11 Appearance of Battery

